



LIFE, ACCIDENT AND HEALTH COMPANIES/FRATERNAL BENEFIT SOCIETIES - ASSOCIATION EDITION

QUARTERLY STATEMENT

AS OF JUNE 30, 2024

OF THE CONDITION AND AFFAIRS OF THE

Reliance Standard Life Insurance Company

NAIC Group Code 3098 3098 NAIC Company Code 68381 Employer's ID Number 36-0883760
(Current) (Prior)

Organized under the Laws of Illinois, State of Domicile or Port of Entry IL

Country of Domicile United States of America

Licensed as business type: Life, Accident and Health [X] Fraternal Benefit Societies []

Incorporated/Organized 04/02/1907 Commenced Business 04/15/1907

Statutory Home Office 1100 East Woodfield Road, Two Woodfield Lake, Suite 437, Schaumburg, IL, US 60173
(Street and Number) (City or Town, State, Country and Zip Code)

Main Administrative Office 1700 Market Street, Suite 1200
(Street and Number)
Philadelphia, PA, US 19103 267-256-3500
(City or Town, State, Country and Zip Code) (Area Code) (Telephone Number)

Mail Address 1700 Market Street, Suite 1200 Philadelphia, PA, US 19103
(Street and Number or P.O. Box) (City or Town, State, Country and Zip Code)

Primary Location of Books and Records 1700 Market Street, Suite 1200
(Street and Number)
Philadelphia, PA, US 19103 267-256-3500
(City or Town, State, Country and Zip Code) (Area Code) (Telephone Number)

Internet Website Address www.reliancestandard.com

Statutory Statement Contact Paul Van Haren 267-256-3664
(Name) (Area Code) (Telephone Number)
paul.van.haren@rsli.com 267-256-3522
(E-mail Address) (FAX Number)

OFFICERS

President Christopher Anthony Fazzini Treasurer Thomas Arthur Lutter
Secretary Charles Thomas Denaro Appointed Actuary Harry Shissler, FSA, MAAA

OTHER

<u>Scott Howard Boutin, Senior Vice President</u>	<u>Thomas William Burghart, Executive Vice President</u>	<u>Chad William Coulter, Senior Vice President</u>
<u>Charles Thomas Denaro, Vice President</u>	<u>Todd Stephen Elliott, Senior Vice President</u>	<u>Luce Giroux, Senior Vice President</u>
<u>Robin Dale Harris, Senior Vice President</u>	<u>Srinivas Jonnada, Senior Vice President</u>	<u>Thomas Arthur Lutter, Senior Vice President</u>
<u>Mark Paul Marsters, Senior Vice President</u>	<u>David Joseph Shaw, Senior Vice President</u>	<u>David Milton Whitehead, Senior Vice President</u>

DIRECTORS OR TRUSTEES

<u>Thomas William Burghart</u>	<u>Christopher Anthony Fazzini</u>	<u>Steven Andrew Hirsh</u>
<u>Seigo Ishimaru</u>	<u>Stephan Arthur Kiratsous</u>	<u>James Michael Litvack</u>
<u>James Norbert Meehan</u>	<u>Nita lone Savage</u>	<u>Donald Alan Sherman</u>
<u>Daisuke Ugaeri</u>		

State of Pennsylvania SS:
County of Philadelphia

The officers of this reporting entity being duly sworn, each depose and say that they are the described officers of said reporting entity, and that on the reporting period stated above, all of the herein described assets were the absolute property of the said reporting entity, free and clear from any liens or claims thereon, except as herein stated, and that this statement, together with related exhibits, schedules and explanations therein contained, annexed or referred to, is a full and true statement of all the assets and liabilities and of the condition and affairs of the said reporting entity as of the reporting period stated above, and of its income and deductions therefrom for the period ended, and have been completed in accordance with the NAIC Annual Statement Instructions and Accounting Practices and Procedures manual except to the extent that: (1) state law may differ; or, (2) that state rules or regulations require differences in reporting not related to accounting practices and procedures, according to the best of their information, knowledge and belief, respectively. Furthermore, the scope of this attestation by the described officers also includes the related corresponding electronic filing with the NAIC, when required, that is an exact copy (except for formatting differences due to electronic filing) of the enclosed statement. The electronic filing may be requested by various regulators in lieu of or in addition to the enclosed statement.

Christopher Anthony Fazzini
President

Charles Thomas Denaro
Secretary

Thomas Arthur Lutter
Treasurer

Subscribed and sworn to before me this 31st day of July 2024

Maura Febbo
Notary Public
My Commission Expires 1/18/2027

- a. Is this an original filing? Yes [X] No []
b. If no,
1. State the amendment number.....
2. Date filed.....
3. Number of pages attached.....



STATEMENT AS OF JUNE 30, 2024 OF THE Reliance Standard Life Insurance Company

ASSETS

	Current Statement Date			4 December 31 Prior Year Net Admitted Assets
	1 Assets	2 Nonadmitted Assets	3 Net Admitted Assets (Cols. 1 - 2)	
1. Bonds	12,416,715,141		12,416,715,141	11,799,109,140
2. Stocks:				
2.1 Preferred stocks	35,656,663		35,656,663	37,406,250
2.2 Common stocks	583,089,468		583,089,468	617,797,667
3. Mortgage loans on real estate:				
3.1 First liens	8,602,057,968		8,602,057,968	8,037,323,650
3.2 Other than first liens.....	605,501,326		605,501,326	649,681,550
4. Real estate:				
4.1 Properties occupied by the company (less \$ encumbrances)	0		0	0
4.2 Properties held for the production of income (less \$ encumbrances)	499	499	0	0
4.3 Properties held for sale (less \$ encumbrances)	74,968,451		74,968,451	35,071,912
5. Cash (\$ 48,460,255), cash equivalents (\$ 633,772,970) and short-term investments (\$ 48,496,686)	730,729,912		730,729,912	315,514,161
6. Contract loans (including \$ premium notes)	551,772		551,772	548,110
7. Derivatives	187,283,332		187,283,332	158,438,954
8. Other invested assets	751,437,632	0	751,437,632	732,409,318
9. Receivables for securities	63,331,706		63,331,706	118,924,249
10. Securities lending reinvested collateral assets	0		0	0
11. Aggregate write-ins for invested assets	0	0	0	0
12. Subtotals, cash and invested assets (Lines 1 to 11)	24,051,323,870	499	24,051,323,371	22,502,224,961
13. Title plants less \$ charged off (for Title insurers only)	0		0	0
14. Investment income due and accrued	214,456,723	1,783,961	212,672,762	212,928,473
15. Premiums and considerations:				
15.1 Uncollected premiums and agents' balances in the course of collection	114,354,175	1,056,821	113,297,354	98,113,883
15.2 Deferred premiums, agents' balances and installments booked but deferred and not yet due (including \$ earned but unbilled premiums)	98,917		98,917	129,605
15.3 Accrued retrospective premiums (\$) and contracts subject to redetermination (\$)	0		0	0
16. Reinsurance:				
16.1 Amounts recoverable from reinsurers	2,823,198		2,823,198	4,631,571
16.2 Funds held by or deposited with reinsured companies	0		0	0
16.3 Other amounts receivable under reinsurance contracts	874,267		874,267	953,062
17. Amounts receivable relating to uninsured plans	0		0	0
18.1 Current federal and foreign income tax recoverable and interest thereon	42,789,768		42,789,768	25,540,916
18.2 Net deferred tax asset	288,759,878	149,273,681	139,486,197	116,639,636
19. Guaranty funds receivable or on deposit	257,983		257,983	305,394
20. Electronic data processing equipment and software	130,790,402	130,403,164	387,238	579,994
21. Furniture and equipment, including health care delivery assets (\$)	12,071,588	12,071,588	0	0
22. Net adjustment in assets and liabilities due to foreign exchange rates	0	0	0	0
23. Receivables from parent, subsidiaries and affiliates	741,509	680,388	61,121	2,400,416
24. Health care (\$) and other amounts receivable	0		0	0
25. Aggregate write-ins for other than invested assets	77,025,289	72,394,997	4,630,292	1,192,712
26. Total assets excluding Separate Accounts, Segregated Accounts and Protected Cell Accounts (Lines 12 to 25)	24,936,367,567	367,665,099	24,568,702,468	22,965,640,623
27. From Separate Accounts, Segregated Accounts and Protected Cell Accounts	301,141,141		301,141,141	279,813,960
28. Total (Lines 26 and 27)	25,237,508,708	367,665,099	24,869,843,609	23,245,454,583
DETAILS OF WRITE-INS				
1101.				
1102.				
1103.				
1198. Summary of remaining write-ins for Line 11 from overflow page	0	0	0	0
1199. Totals (Lines 1101 through 1103 plus 1198)(Line 11 above)	0	0	0	0
2501. Prepaid fees and suspense debits	44,635,307	44,635,307	0	0
2502. Other than invested assets nonadmitted	27,747,390	27,747,390	0	0
2503. Miscellaneous accounts receivable	4,630,292		4,630,292	1,192,712
2598. Summary of remaining write-ins for Line 25 from overflow page	12,300	12,300	0	0
2599. Totals (Lines 2501 through 2503 plus 2598)(Line 25 above)	77,025,289	72,394,997	4,630,292	1,192,712

STATEMENT AS OF JUNE 30, 2024 OF THE Reliance Standard Life Insurance Company

LIABILITIES, SURPLUS AND OTHER FUNDS

	1 Current Statement Date	2 December 31 Prior Year
1. Aggregate reserve for life contracts \$ 13,656,084,930 less \$ included in Line 6.3 (including \$ Modco Reserve)	13,656,084,930	12,032,598,442
2. Aggregate reserve for accident and health contracts (including \$ Modco Reserve)	1,335,323,418	1,321,271,271
3. Liability for deposit-type contracts (including \$ Modco Reserve).....	2,218,792,677	2,830,469,987
4. Contract claims:		
4.1 Life	125,220,901	115,807,646
4.2 Accident and health	333,982,305	331,026,492
5. Policyholders' dividends/refunds to members \$ and coupons \$ due and unpaid		0
6. Provision for policyholders' dividends, refunds to members and coupons payable in following calendar year - estimated amounts:		
6.1 Policyholders' dividends and refunds to members apportioned for payment (including \$ Modco)		
6.2 Policyholders' dividends and refunds to members not yet apportioned (including \$ Modco)		
6.3 Coupons and similar benefits (including \$ Modco)		
7. Amount provisionally held for deferred dividend policies not included in Line 6		
8. Premiums and annuity considerations for life and accident and health contracts received in advance less \$ discount; including \$ 128,779 accident and health premiums	133,031	112,943
9. Contract liabilities not included elsewhere:		
9.1 Surrender values on canceled contracts	0	0
9.2 Provision for experience rating refunds, including the liability of \$ 3,138,615 accident and health experience rating refunds of which \$ is for medical loss ratio rebate per the Public Health Service Act	3,138,615	2,134,334
9.3 Other amounts payable on reinsurance, including \$ 692,359 assumed and \$ 575,880 ceded	1,268,239	2,437,081
9.4 Interest Maintenance Reserve	43,634,472	54,019,890
10. Commissions to agents due or accrued-life and annuity contracts \$ 3,019,647 , accident and health \$ and deposit-type contract funds \$	3,019,647	2,596,431
11. Commissions and expense allowances payable on reinsurance assumed	0	0
12. General expenses due or accrued	140,351,865	168,548,796
13. Transfers to Separate Accounts due or accrued (net) (including \$ accrued for expense allowances recognized in reserves, net of reinsured allowances)	0	0
14. Taxes, licenses and fees due or accrued, excluding federal income taxes	3,639,029	5,156,460
15.1 Current federal and foreign income taxes, including \$ 0 on realized capital gains (losses)	0	0
15.2 Net deferred tax liability	0	0
16. Unearned investment income		
17. Amounts withheld or retained by reporting entity as agent or trustee	894,731	1,065,893
18. Amounts held for agents' account, including \$ 1,542,545 agents' credit balances	1,542,545	1,736,484
19. Remittances and items not allocated	143,214,034	89,149,570
20. Net adjustment in assets and liabilities due to foreign exchange rates	0	0
21. Liability for benefits for employees and agents if not included above	0	0
22. Borrowed money \$ 0 and interest thereon \$ 0	0	0
23. Dividends to stockholders declared and unpaid	2,000,000	2,000,000
24. Miscellaneous liabilities:		
24.01 Asset valuation reserve	647,891,641	551,552,506
24.02 Reinsurance in unauthorized and certified (\$) companies	0	0
24.03 Funds held under reinsurance treaties with unauthorized and certified (\$) reinsurers	1,836,103,113	1,827,005,768
24.04 Payable to parent, subsidiaries and affiliates	161,325	714,790
24.05 Drafts outstanding	0	0
24.06 Liability for amounts held under uninsured plans	0	0
24.07 Funds held under coinsurance	880,821,003	820,452,115
24.08 Derivatives	61,669,637	45,911,215
24.09 Payable for securities	303,951,815	141,721,843
24.10 Payable for securities lending	0	0
24.11 Capital notes \$ and interest thereon \$	116,235,073	128,025,238
25. Aggregate write-ins for liabilities		
26. Total liabilities excluding Separate Accounts business (Lines 1 to 25)	21,859,074,046	20,475,515,195
27. From Separate Accounts Statement	301,141,141	279,813,960
28. Total liabilities (Lines 26 and 27)	22,160,215,187	20,755,329,155
29. Common capital stock	6,003,113	6,003,113
30. Preferred capital stock	50,000,000	50,000,000
31. Aggregate write-ins for other than special surplus funds	0	0
32. Surplus notes	100,000,000	100,000,000
33. Gross paid in and contributed surplus	502,876,387	302,876,387
34. Aggregate write-ins for special surplus funds	0	0
35. Unassigned funds (surplus)	2,050,748,922	2,031,245,928
36. Less treasury stock, at cost:		
36.1 shares common (value included in Line 29 \$)		
36.2 shares preferred (value included in Line 30 \$)		
37. Surplus (Total Lines 31+32+33+34+35-36) (including \$ in Separate Accounts Statement)	2,653,625,309	2,434,122,315
38. Totals of Lines 29, 30 and 37	2,709,628,422	2,490,125,428
39. Totals of Lines 28 and 38 (Page 2, Line 28, Col. 3)	24,869,843,609	23,245,454,583
DETAILS OF WRITE-INS		
2501. Tender Option Bond liabilities	98,443,386	98,481,648
2502. Swap interest	7,449,660	20,430,503
2503. Retained assets program liability to claimants and other miscellaneous liabilities	10,342,027	9,113,087
2598. Summary of remaining write-ins for Line 25 from overflow page	0	0
2599. Totals (Lines 2501 through 2503 plus 2598)(Line 25 above)	116,235,073	128,025,238
3101.		
3102.		
3103.		
3198. Summary of remaining write-ins for Line 31 from overflow page	0	0
3199. Totals (Lines 3101 through 3103 plus 3198)(Line 31 above)	0	0
3401.		
3402.		
3403.		
3498. Summary of remaining write-ins for Line 34 from overflow page	0	0
3499. Totals (Lines 3401 through 3403 plus 3498)(Line 34 above)	0	0

STATEMENT AS OF JUNE 30, 2024 OF THE Reliance Standard Life Insurance Company

SUMMARY OF OPERATIONS

	1 Current Year To Date	2 Prior Year To Date	3 Prior Year Ended December 31
1. Premiums and annuity considerations for life and accident and health contracts	3,103,133,095	1,475,415,744	3,617,659,211
2. Considerations for supplementary contracts with life contingencies	3,708,267	1,911,281	4,863,043
3. Net investment income	775,750,943	687,364,215	1,483,880,171
4. Amortization of Interest Maintenance Reserve (IMR)	6,627,958	9,383,444	17,375,667
5. Separate Accounts net gain from operations excluding unrealized gains or losses	0	0	0
6. Commissions and expense allowances on reinsurance ceded	7,113,292	7,105,214	14,205,932
7. Reserve adjustments on reinsurance ceded			0
8. Miscellaneous Income:			
8.1 Income from fees associated with investment management, administration and contract guarantees from Separate Accounts	1,022,586	892,977	1,841,322
8.2 Charges and fees for deposit-type contracts		0	0
8.3 Aggregate write-ins for miscellaneous income	0	0	0
9. Totals (Lines 1 to 8.3)	3,897,356,141	2,182,072,875	5,139,825,346
10. Death benefits	56,698,154	36,149,937	89,458,470
11. Matured endowments (excluding guaranteed annual pure endowments)	0	0	0
12. Annuity benefits	118,599,180	107,775,956	212,789,340
13. Disability benefits and benefits under accident and health contracts	318,097,877	279,008,689	563,204,438
14. Coupons, guaranteed annual pure endowments and similar benefits			0
15. Surrender benefits and withdrawals for life contracts	1,033,976,842	839,059,485	1,791,786,016
16. Group conversions	0	0	0
17. Interest and adjustments on contract or deposit-type contract funds	114,141,892	95,099,136	215,532,276
18. Payments on supplementary contracts with life contingencies	1,626,571	1,297,997	2,738,023
19. Increase in aggregate reserves for life and accident and health contracts	1,638,542,917	175,471,083	875,173,944
20. Totals (Lines 10 to 19)	3,281,683,433	1,533,862,283	3,750,682,507
21. Commissions on premiums, annuity considerations, and deposit-type contract funds (direct business only)	176,623,094	120,038,315	254,474,943
22. Commissions and expense allowances on reinsurance assumed	354,547	360,080	1,091,868
23. General insurance expenses and fraternal expenses	164,739,458	147,459,571	305,547,081
24. Insurance taxes, licenses and fees, excluding federal income taxes	32,518,640	25,719,990	54,116,020
25. Increase in loading on deferred and uncollected premiums	3,381,581	(1,445,737)	2,190,563
26. Net transfers to or (from) Separate Accounts net of reinsurance	(22,726)	(2,222)	(14,425)
27. Aggregate write-ins for deductions	0	0	0
28. Totals (Lines 20 to 27)	3,659,278,027	1,825,992,280	4,368,088,557
29. Net gain from operations before dividends to policyholders and federal income taxes (Line 9 minus Line 28)	238,078,114	356,080,595	771,736,789
30. Dividends to policyholders and refunds to members			0
31. Net gain from operations after dividends to policyholders, refunds to members and before federal income taxes (Line 29 minus Line 30)	238,078,114	356,080,595	771,736,789
32. Federal and foreign income taxes incurred (excluding tax on capital gains)	111,044,112	92,590,026	206,322,730
33. Net gain from operations after dividends to policyholders, refunds to members and federal income taxes and before realized capital gains or (losses) (Line 31 minus Line 32)	127,034,002	263,490,569	565,414,059
34. Net realized capital gains (losses) (excluding gains (losses) transferred to the IMR) less capital gains tax of \$ (1,459,573) (excluding taxes of \$ (998,818) transferred to the IMR)	30,782,721	(83,097,093)	(77,346,308)
35. Net income (Line 33 plus Line 34)	157,816,723	180,393,476	488,067,751
CAPITAL AND SURPLUS ACCOUNT			
36. Capital and surplus, December 31, prior year	2,490,125,428	2,098,983,415	2,098,983,415
37. Net income (Line 35)	157,816,723	180,393,476	488,067,751
38. Change in net unrealized capital gains (losses) less capital gains tax of \$ (5,599,084)	(9,119,027)	50,649,740	103,738,907
39. Change in net unrealized foreign exchange capital gain (loss)	(16,041,572)	44,027,403	30,222,405
40. Change in net deferred income tax	65,980,995	51,638,559	99,386,428
41. Change in nonadmitted assets	(80,794,990)	(29,053,600)	(88,595,531)
42. Change in liability for reinsurance in unauthorized and certified companies			0
43. Change in reserve on account of change in valuation basis, (increase) or decrease			0
44. Change in asset valuation reserve	(96,339,135)	(90,956,348)	(188,155,648)
45. Change in treasury stock			0
46. Surplus (contributed to) withdrawn from Separate Accounts during period			0
47. Other changes in surplus in Separate Accounts Statement			0
48. Change in surplus notes			0
49. Cumulative effect of changes in accounting principles			0
50. Capital changes:			
50.1 Paid in			0
50.2 Transferred from surplus (Stock Dividend)			0
50.3 Transferred to surplus			0
51. Surplus adjustment:			
51.1 Paid in	200,000,000	0	0
51.2 Transferred to capital (Stock Dividend)			0
51.3 Transferred from capital			0
51.4 Change in surplus as a result of reinsurance			0
52. Dividends to stockholders	(2,000,000)	(52,000,000)	(54,000,000)
53. Aggregate write-ins for gains and losses in surplus	0	790,176	477,701
54. Net change in capital and surplus for the year (Lines 37 through 53)	219,502,994	155,489,406	391,142,013
55. Capital and surplus, as of statement date (Lines 36 + 54)	2,709,628,422	2,254,472,821	2,490,125,428
DETAILS OF WRITE-INS			
08.301.			
08.302.			
08.303.			
08.398. Summary of remaining write-ins for Line 8.3 from overflow page	0	0	0
08.399. Totals (Lines 08.301 through 08.303 plus 08.398) (Line 8.3 above)	0	0	0
2701.			
2702.			
2703.			
2798. Summary of remaining write-ins for Line 27 from overflow page	0	0	0
2799. Totals (Lines 2701 through 2703 plus 2798)(Line 27 above)	0	0	0
5301. Unassigned funds - pension and postretirement benefits		790,176	477,701
5302.			
5303.			
5398. Summary of remaining write-ins for Line 53 from overflow page	0	0	0
5399. Totals (Lines 5301 through 5303 plus 5398)(Line 53 above)	0	790,176	477,701

STATEMENT AS OF JUNE 30, 2024 OF THE Reliance Standard Life Insurance Company

CASH FLOW

	1 Current Year To Date	2 Prior Year To Date	3 Prior Year Ended December 31
Cash from Operations			
1. Premiums collected net of reinsurance	2,968,229,264	1,438,517,278	3,500,296,120
2. Net investment income	675,827,147	579,847,307	1,307,153,461
3. Miscellaneous income	8,129,069	8,181,708	16,220,814
4. Total (Lines 1 to 3)	3,652,185,480	2,026,546,293	4,823,670,395
5. Benefit and loss related payments	1,396,922,322	1,247,354,655	2,566,250,444
6. Net transfers to Separate Accounts, Segregated Accounts and Protected Cell Accounts	28,882	2,698	5,230
7. Commissions, expenses paid and aggregate write-ins for deductions	391,085,642	311,558,445	620,231,369
8. Dividends paid to policyholders			0
9. Federal and foreign income taxes paid (recovered) net of \$ tax on capital gains (losses)	119,205,000	61,989,242	182,185,242
10. Total (Lines 5 through 9)	1,907,241,846	1,620,905,040	3,368,672,285
11. Net cash from operations (Line 4 minus Line 10)	1,744,943,634	405,641,253	1,454,998,110
Cash from Investments			
12. Proceeds from investments sold, matured or repaid:			
12.1 Bonds	1,365,550,973	978,828,018	1,713,721,583
12.2 Stocks	59,767,787	56,420,500	108,703,476
12.3 Mortgage loans	652,507,376	539,937,812	1,024,675,266
12.4 Real estate	2,210,615	2,069,729	4,492,846
12.5 Other invested assets	115,354,245	41,086,919	58,560,667
12.6 Net gains or (losses) on cash, cash equivalents and short-term investments	(663,276)	1,652,909	776,841
12.7 Miscellaneous proceeds	259,451,191	26,150,353	4,122,454
12.8 Total investment proceeds (Lines 12.1 to 12.7)	2,454,178,911	1,646,146,240	2,915,053,133
13. Cost of investments acquired (long-term only):			
13.1 Bonds	1,997,018,672	2,169,074,833	3,084,448,868
13.2 Stocks	15,684,202	58,764,640	83,875,502
13.3 Mortgage loans	1,195,230,924	840,777,434	2,012,944,863
13.4 Real estate			0
13.5 Other invested assets	139,249,283	156,002,461	195,860,391
13.6 Miscellaneous applications			
13.7 Total investments acquired (Lines 13.1 to 13.6)	3,347,183,081	3,224,619,368	5,377,129,624
14. Net increase (or decrease) in contract loans and premium notes	3,662	1,148	(37,558)
15. Net cash from investments (Line 12.8 minus Line 13.7 and Line 14)	(893,007,832)	(1,578,474,276)	(2,462,038,933)
Cash from Financing and Miscellaneous Sources			
16. Cash provided (applied):			
16.1 Surplus notes, capital notes		0	
16.2 Capital and paid in surplus, less treasury stock	200,000,000	0	
16.3 Borrowed funds		356,143,486	97,755,000
16.4 Net deposits on deposit-type contracts and other insurance liabilities	(713,730,479)	1,059,089,119	1,117,835,740
16.5 Dividends to stockholders	2,000,000	52,000,000	54,000,000
16.6 Other cash provided (applied)	79,010,428	(11,444,598)	(15,353,351)
17. Net cash from financing and miscellaneous sources (Line 16.1 through Line 16.4 minus Line 16.5 plus Line 16.6)	(436,720,051)	1,351,788,007	1,146,237,389
RECONCILIATION OF CASH, CASH EQUIVALENTS AND SHORT-TERM INVESTMENTS			
18. Net change in cash, cash equivalents and short-term investments (Line 11, plus Lines 15 and 17)	415,215,751	178,954,984	139,196,566
19. Cash, cash equivalents and short-term investments:			
19.1 Beginning of year	315,514,161	176,317,595	176,317,595
19.2 End of period (Line 18 plus Line 19.1)	730,729,912	355,272,579	315,514,161

Note: Supplemental disclosures of cash flow information for non-cash transactions:

20.0001. Non-cash acquisitions - invested asset exchanges	(72,375,809)	(131,496,459)	(689,743,817)
20.0002. Non-cash proceeds - invested asset exchanges	(72,375,809)	(131,496,459)	(687,768,228)
20.0003. Tax credit bonds	(4,807,107)	(5,018,792)	(10,020,850)
20.0004. Capitalization of mortgage loan interest	(32,030,399)	(37,955,084)	(74,465,240)
20.0005. Capitalization of bond interest	(8,831,200)	(7,450,287)	(15,469,119)
20.0006. Capitalization of interest on cash equivalents and short-term investments	(953,784)	(1,865,281)	(3,915,630)
20.0007. Real estate acquired in satisfaction of debt	(43,081,110)	(2,760,553)	(31,464,577)
20.0008. Low Income Housing Tax Credits	(8,201,200)	0	(12,658,791)

EXHIBIT 1**DIRECT PREMIUMS AND DEPOSIT-TYPE CONTRACTS**

	1 Current Year To Date	2 Prior Year To Date	3 Prior Year Ended December 31
1. Individual life	1,017,378	1,157,154	2,538,523
2. Group life	313,076,761	269,129,291	542,061,446
3. Individual annuities	2,388,895,351	808,238,884	2,318,779,471
4. Group annuities	13,566,477	73,515,189	89,670,143
5. Accident & health	606,281,149	516,222,702	1,050,638,903
6. Fraternal			0
7. Other lines of business	0	0	0
8. Subtotal (Lines 1 through 7)	3,322,837,116	1,668,263,220	4,003,688,486
9. Deposit-type contracts	1,475,000,000	3,100,000,000	5,375,000,000
10. Total (Lines 8 and 9)	4,797,837,116	4,768,263,220	9,378,688,486

NOTES TO FINANCIAL STATEMENTS

1. SUMMARY OF SIGNIFICANT ACCOUNTING POLICIES AND GOING CONCERN

A. Accounting Practices

The accompanying financial statements of Reliance Standard Life Insurance Company (the "Company") have been prepared in conformity with statutory accounting practices ("SAP"), as set forth in the National Association of Insurance Commissioners ("NAIC") *Accounting Practices and Procedures* manuals, including the Statements of Statutory Accounting Principles ("SSAP") as updated by the NAIC, and the NAIC *Annual Statement Instructions* manuals and with accounting practices prescribed by the State of Illinois.

	SSAP #	F/S Page	F/S Line #	June 30, 2024	December 31, 2023
Net Income					
(1) RSL State Basis (Page 4, Line 35, Columns 1 & 3)	XXX	XXX	XXX	\$ 157,816,723	\$ 488,067,751
(2) State Prescribed Practices that increase/(decrease) NAIC SAP: e.g., Depreciation of fixed assets				-	-
(3) State Permitted Practices that increase/(decrease) NAIC SAP: e.g., Depreciation, home office property				-	-
(4) NAIC SAP (1-2-3=4)	XXX	XXX	XXX	\$ 157,816,723	\$ 488,067,751
Surplus					
(5) RSL State Basis (Page 3, Line 38, Columns 1 & 2)	XXX	XXX	XXX	\$ 2,709,628,422	\$ 2,490,125,428
(6) State Prescribed Practices that increase/(decrease) NAIC SAP: e.g., Goodwill, net e.g., Fixed Assets, net				-	-
(7) State Permitted Practices that increase/(decrease) NAIC SAP: e.g., Home office Property				-	-
(8) NAIC SAP (5-6-7=8)	XXX	XXX	XXX	\$ 2,709,628,422	\$ 2,490,125,428

B. Use of Estimates in the Preparation of the Financial Statements

The preparation of financial statements in conformity with SAP requires management to make estimates and assumptions that affect the reported amounts of assets and liabilities. SAP also requires disclosure of contingent assets and liabilities at the date of the financial statements and the reported amounts of revenue and expenses during the reporting period. Actual results could differ from those estimates.

C. Accounting Policy

Ordinary life insurance premiums are recognized as income over the premium-paying period of the related policies. Group life and accident and health premiums are earned ratably over the terms of the related insurance and reinsurance contracts or policies. Considerations for annuity and supplementary contracts with mortality or morbidity risk are recognized as revenue when received. Funds received from deposit-type contracts, annuity and supplementary contracts without mortality or morbidity risk, are recorded as an addition to policy reserves and are not recognized as revenue. Expenses incurred in connection with acquiring new insurance business, including acquisition costs such as sales commissions, are charged to operations as incurred.

In addition, the Company uses the following accounting policies:

- (1) Short-term investments are stated at cost or amortized cost except for those in reserve class six, which are stated at the lower of amortized cost or market value.
- (2) Bonds not backed by other loans are stated at amortized cost using the interest method, except for those in reserve class six, which are stated at the lower of amortized cost or market value.
- (3) Common stocks are stated at market value, except common stocks of affiliated companies, which are valued as stated in item (7) of this Note 1(C) and Note 10 below.
- (4) Preferred stocks are stated at cost, except for those in reserve classes four through six which are stated at the lower of cost or market value.
- (5) Mortgage loans on real estate are stated at amortized cost using the interest method.
- (6) Loan-backed securities are stated at either amortized cost or the lower of amortized cost or fair market value using the interest method; estimated cash flows are periodically updated versus the original purchase assumptions using the prospective method.
- (7) The Company owns 100% of the common stock of First Reliance Standard Life Insurance Company ("FRSLIC"). The Company's carrying value of the stock is equal to the statutory capital and surplus of FRSLIC. The Company owns 100% of the common stock of Standard Security Life Insurance Company of New York ("SSL"). The Company's carrying value of the stock is equal to the statutory capital and surplus of SSL, adjusted for unamortized goodwill as prescribed by SSAP No. 97 – *Investments in Subsidiary, Controlled and Affiliated Entities* and SSAP No. 68 – *Business Combinations and Goodwill*.
- (8) The Company has certain ownership interests in limited partnerships and limited liability companies. The Company carrying values of these interests are based on the underlying audited GAAP equity of the investee as prescribed by SSAP No. 48 – *Joint Ventures, Partnerships and Limited Liability Companies*. The Company also holds an investment in a low-income housing tax credit limited partnership, which is accounted for as prescribed by SSAP No. 93 – *Low-Income Housing Tax Credit Property Investments*. This investment was initially recorded at cost and is carried by the Company at proportional amortized cost unless it were to be considered impaired.

NOTES TO FINANCIAL STATEMENTS

- (9) The Company's derivative instruments that do not meet the criteria to qualify for hedge accounting are accounted for at fair value and the related changes in fair values during the holding period are recorded as unrealized gains and losses.
- (10) The Company considers anticipated investment income in its review of reserves for potential premium deficiencies.
- (11) Unpaid claims and claim adjustment expenses include an amount determined from individual case estimates and loss reports and an amount, based on past experience, for losses incurred but not reported. Such liabilities are necessarily based on assumptions and estimates, and while management believes the amount is adequate, the ultimate liability may be in excess of or less than the amount provided. The methods for making such estimates and for establishing the resulting liability are continually reviewed and any adjustments are reflected in the period determined.
- (12) The Company has not modified its capitalization policy from the prior period.
- (13) Not Applicable.

The amounts reported in this statement that pertain to the entire business of the Company include, as appropriate, the activity of the Company's separate account business.

D. Going Concern

Management has no substantial doubt about the Company's ability to continue as a going concern based on current capitalization levels, historical profitable operating results, significant operating cash flows, as well as the existence of a capital support agreement for the Company's benefit with its parent company, Tokio Marine & Nichido Fire Insurance Company, Ltd, an insurance company domiciled in Japan ("TMNF").

2. ACCOUNTING CHANGES AND CORRECTIONS OF ERRORS

- A. The Company has not made any material changes in its accounting policies during the six months ended June 30, 2024. No material errors occurred, or were required to be corrected, in the financial statements for the six months ended June 30, 2024.

3. BUSINESS COMBINATIONS AND GOODWILL

A. Statutory Purchase Method

The Company purchased 100% of the common stock of SSL effective January 1, 2022. SSL, a New York domiciled life insurer, is licensed in all 50 states, the District of Columbia, the Virgin Islands and Puerto Rico and primarily sells paid family leave insurance products and a statutory short-term disability insurance product in New York State.

1 Purchased entity	2 Acquisition date	3 Cost of acquired entity	4 Original amount of Goodwill	5 Original amount of admitted Goodwill
Standard Security Life Insurance Company of New York	1/1/2022	\$ 196,576,853	\$ 117,921,332	\$ 117,921,332
Total	XXX	\$ 196,576,853	\$ 117,921,332	\$ 117,921,332

1 Purchased entity	6 Admitted goodwill as of the reporting date	7 Amount of goodwill amortized during the reporting period	8 Book value of SCA	9 Admitted goodwill as a % of SCA BACV, gross of admitted goodwill
Standard Security Life Insurance Company of New York	\$ 88,440,999	\$ 5,896,067	\$ 78,802,520	112%
Total	\$ 88,440,999	\$ 5,896,067	\$ 78,802,520	112%

B-C. Not applicable.

D. Impairment Loss

The Company did not recognize an impairment loss on the transaction described above.

NOTES TO FINANCIAL STATEMENTS

E. Subcomponents and Calculation of Adjusted Surplus and Total Admitted Goodwill

Calculation of Limitation as of	
March 2024	June 2024
\$ 2,483,580,516	xxx
91,389,032	xxx
468,102	xxx
<u>125,629,785</u>	xxx
<u>217,486,919</u>	xxx
<u>\$ 2,266,093,597</u>	xxx
xxx	\$ 226,609,360
xxx	\$ 88,440,999

3.90%

4. DISCONTINUED OPERATIONS Not applicable.5. INVESTMENTS

A. Mortgage Loans, including Mezzanine Real Estate Loans

- (1) During 2024, the Company acquired commercial and other mortgage loans with a maximum and minimum lending rate of 23.64% and 0.00%.
- (2) The maximum percentage of any one loan to the value of security at the time of the loan was 129%.
- (3) Not applicable.
- (4) Age Analysis of Mortgage Loans: and Identification of Mortgage Loans in which the Insurer is a Participant or Co-Lender in a Mortgage Loan Agreement:

	Farm	Residential		Commercial		Mezzanine	Total
		Insured	All Other	Insured	All Other		
a. Current Year							
1. Recorded Investments (All)							
(a) Current	\$ -	244,346,611	2,665,625,810		4,522,023,796	542,954,483	\$ 7,974,950,700
(b) 30-59 Days past due	-	62,385,958	87,478,477		50,050,352	1,366,920	201,281,707
(c) 60-89 Days past due	-	19,145,635	30,200,957		37,972,277	1,719,143	89,038,012
(d) 90-179 Days past due	-	22,462,041	13,992,412		225,012,732	8,590,671	270,057,856
(e) 180+ Days past due	-	35,970,095	27,333,635		558,057,181	50,870,108	672,231,019
2. Accruing interest 90-179 days past due							
(a) Recorded investment	-	22,462,041	13,992,412	-	225,012,732	8,590,671	270,057,856
(b) Interest accrued	-	55,883	185,258	-	42,533	115,866	399,540
3. Accruing interest 180+ days past due							
(a) Recorded investment	-	35,970,095	27,333,635	-	558,057,181	50,870,108	672,231,019
(b) Interest accrued	-	214,662	363,837		1,205,462	-	1,783,961
4. Interest reduced							
(a) Recorded investment	-	-	-	-	103,859,478	2,419,955	106,279,433
(b) Number of loans	-	-	-	-	3	2	5
(c) Percent reduced	0%	0%	0%	0%	1.84%	0.37%	
5. Participant or Co-Lender in a mortgage agreement							
(a) Recorded investment	-	-	-	-	5,388,258,635	605,501,326	5,993,759,961

NOTES TO FINANCIAL STATEMENTS

	Farm	Residential		Commercial		Mezzanine	Total
		Insured	All Other	Insured	All Other		
b. Prior Year							
1. Recorded Investments (All)							
(a) Current	\$ -	\$ 236,450,660	\$ 1,876,454,180	\$ -	\$ 5,033,536,131	\$ 598,347,215	\$ 7,744,788,186
(b) 30-59 Days past due	-	73,010,550	51,184,037	-	51,840,062	1,699,539	177,734,188
(c) 60-89 Days past due	-	22,675,995	15,197,800	-	119,760,839	2,165,160	159,799,794
(d) 90-179 Days past due	-	20,099,874	13,933,975	-	200,511,060	38,968,591	273,513,500
(e) 180+ Days past due	-	50,479,520	23,772,257	-	248,416,506	8,501,044	331,169,327
2. Accruing interest 90-179 days past due							
(a) Recorded investment	-	20,099,874	13,933,975	-	200,511,060	38,968,591	273,513,500
(b) Interest accrued	-	42,897	171,597	-	1,205,462	-	1,419,956
3. Accruing interest 180+ days past due							
(a) Recorded investment	-	50,479,520	23,772,257	-	248,416,506	8,501,044	331,169,327
(b) Interest accrued	-	-	-	-	-	-	-
4. Interest reduced							
(a) Recorded investment	-	-	-	-	-	-	-
(b) Number of loans	-	-	-	-	-	-	-
(c) Percent reduced	0%	0%	0%	0%	0%	0%	0%
5. Participant or Co-Lender in a mortgage agreement							
(a) Recorded investment	-	-	-	-	5,623,646,965	649,681,550	6,273,328,515

(5) Investment in Impaired Loans With or Without Allowances for Credit Losses and Impaired Loans Subject to a Participant or Co-Lender in a Mortgage Loan Agreement for which the Reporting Entity is Restricted from unilaterally Foreclosing on the Mortgage Loan:

	Farm	Residential		Commercial		Mezzanine	Total
		Insured	All Other	Insured	All Other		
a. Current Year							
1. With Allowances for Credit Losses	\$ -	\$ -	\$ -	\$ -	\$ -	\$ -	\$ -
2. No Allowances for Credit Losses	-	-	-	-	37,115,263	-	37,115,263
3. Total	\$ -	\$ -	\$ -	\$ -	\$ 37,115,263	\$ -	\$ 37,115,263
4. Participant or Co-Lender in a mortgage agreement	-	-	-	-	-	-	-

	Farm	Residential		Commercial		Mezzanine	Total
		Insured	All Other	Insured	All Other		
b. Prior Year							
1. With Allowances for Credit Losses	\$ -	\$ -	\$ -	\$ -	\$ -	\$ -	\$ -
2. No Allowances for Credit Losses	-	-	-	-	4,857,702	-	4,857,702
3. Total	\$ -	\$ -	\$ -	\$ -	\$ 4,857,702	\$ -	\$ 4,857,702
4. Participant or Co-Lender in a mortgage agreement	-	-	-	-	-	-	-

(6) Investment in Impaired Loans – Average Recorded Investment, Interest Income Recognized, Recorded Investment on Nonaccrual Status and Amount of Interest Income Recognized using a Cash-Basis Method of Accounting:

	Farm	Residential		Commercial		Mezzanine	Total
		Insured	All Other	Insured	All Other		
a. Current Year							
1. Average Recorded Investment	\$ -	\$ -	\$ -	\$ -	\$ 20,986,483	\$ -	\$ 20,986,483
2. Interest Income Recognized	-	-	-	-	1,000,440	83,468	1,083,908
3. Recorded Investments on Nonaccrual Status	-	-	-	-	37,115,263	-	37,115,263
4. Amount of interest Income Recognized Using Cash-Basis Method of Accounting	-	-	-	-	1,000,440	83,468	-

NOTES TO FINANCIAL STATEMENTS

	Farm	Residential		Commercial		Mezzanine	Total
		Insured	All Other	Insured	All Other		
b. Prior Year							
1. Average Recorded Investment	\$ -	\$ -	\$ -	\$ -	\$ 4,857,702	\$ -	\$ 4,857,702
2. Interest Income Recognized	-	-	-	-	-	408,217	408,217
3. Reorded Investments on Nonaccrual Status	-	-	-	-	4,857,702	-	4,857,702
4. Amount of interest Income Recognized Using Cash-Basis Method of Accounting	-	-	-	-	-	-	-

(7) Not applicable.

(8) Mortgage Loans Derecognized as a Result of Foreclosure:

Current Year

a. Aggregate amount of mortgage loans derecognized	\$ <u>44,060,605</u>
b. Real Estate collateral recognized	\$ <u>43,080,542</u>
c. Other collateral recognized	\$ <u>980,063</u>
d. Receivables recognized from a government guarantee of the foreclosed mortgage loan	\$ _____

(9) The Company recognizes interest income on its impaired loans upon receipt. Cash receipts are recorded on the day the payments are received by the Company.

B. Debt Restructuring

	<u>2024</u>	<u>2023</u>
(1) Total recorded investment in restructured loans	\$ 32,257,560	\$ -
(2) Realized capital losses on these loans	\$ 19,090,134	\$ -
(3) Total commitments to extend credit to debtors owing owing receivables whose terms were modified in troubled debt restructurings	\$ 10,003,836	\$ -

(4) The Company recognizes interest income on impaired commercial loans in the period the cash was received.

C. Not applicable.

D. Loan-Backed Securities

- (1) Prepayment assumptions for single class and multi-class mortgage-backed and asset-backed securities were obtained from external managers or internal estimates. These assumptions are consistent with the current interest rate environment. The prospective adjustment method is used for all securities.
- (2) Not applicable.
- (3) The Company experienced other-than-temporary impairments based on either a) the Company's intent to sell or inability or lack of intent to retain the investment in the security for a period of time sufficient to recover the amortized cost basis or b) a discounted cash flow analysis comparing the present value of projected cash flows, using the effective interest rate, to the book value and market value of each security to determine potential credit-related shortfalls. These impairments are presented in the table below:

NOTES TO FINANCIAL STATEMENTS

(1)	(2)	(3)	(4)	(5)	(6)	(7)
CUSIP	Amortized Cost Before Current Period OTTI	Present Value of Projected Cash Flows	Recognized OTTI	Amortized Cost After OTTI	Fair Value	Date of Financial Statement Where Reported
149837AK2	\$ 401,130	\$ 37,609	\$ (363,521)	\$ 37,609	\$ 37,609	3/31/2024
41161PXR9	144,147	39	(144,109)	39	39	3/31/2024
362334LL6	3,748,519	3,606,879	(141,640)	3,606,879	1,765,598	3/31/2024
61750SAB8	3,383,940	3,276,340	(107,600)	3,276,340	3,107,580	3/31/2024
BCC01IM39	98,185	-	(98,185)	-	-	3/31/2024
52524VAK5	2,265,779	2,183,925	(81,854)	2,183,925	1,885,984	3/31/2024
75114PAC3	8,062,155	7,999,798	(62,357)	7,999,798	7,333,063	3/31/2024
026931AC9	643,619	585,985	(57,634)	585,985	463,521	3/31/2024
98887XAA7	55,820	128	(55,692)	128	128	3/31/2024
55265K7D5	10,421	302	(10,119)	302	302	3/31/2024
41161PPT4	3,401	168	(3,233)	168	168	3/31/2024
36253BAE3	1,000,000	298,365	(701,635)	298,365	298,365	6/30/2024
449254AD3	3,326,680	2,855,048	(471,632)	2,855,048	2,855,048	6/30/2024
98875PAC4	455,240	83,670	(371,571)	83,670	61,536	6/30/2024
26248GAA9	3,682,525	3,332,284	(350,241)	3,332,284	2,810,877	6/30/2024
83614CAJ6	3,254,125	2,930,403	(323,722)	2,930,403	2,930,403	6/30/2024
97316HAA5	2,439,111	2,123,314	(315,796)	2,123,314	1,338,866	6/30/2024
44931KAJ6	2,911,674	2,599,723	(311,951)	2,599,723	2,599,723	6/30/2024
OOHE01BCV	7,013,897	6,750,025	(263,872)	6,750,025	4,300,000	6/30/2024
55817JAE5	1,669,094	1,442,213	(226,881)	1,442,213	1,325,783	6/30/2024
45661EGL2	1,765,926	1,567,261	(198,665)	1,567,261	1,483,949	6/30/2024
52521LAF1	756,860	564,253	(192,607)	564,253	475,286	6/30/2024
26251MAE2	695,177	528,500	(166,677)	528,500	306,926	6/30/2024
26252UAA1	1,556,699	1,391,157	(165,542)	1,391,157	1,036,752	6/30/2024
23332QAS2	5,008,071	4,861,192	(146,879)	4,861,192	3,435,309	6/30/2024
27830LAA0	327,111	189,486	(137,626)	189,486	129,604	6/30/2024
86360QAC9	1,048,477	919,561	(128,916)	919,561	782,395	6/30/2024
02660WAD8	249,151	125,544	(123,607)	125,544	18,080	6/30/2024
67592DAA2	1,378,848	1,274,649	(104,199)	1,274,649	861,466	6/30/2024
26252KAC9	1,431,656	1,345,777	(85,878)	1,345,777	1,264,839	6/30/2024
44931WAA9	433,368	351,154	(82,215)	351,154	351,154	6/30/2024
87249HAA8	608,168	548,960	(59,208)	548,960	408,236	6/30/2024
67591WAC7	268,369	216,098	(52,271)	216,098	119,928	6/30/2024
197363BG8	3,350,000	3,317,673	(32,328)	3,317,673	3,317,673	6/30/2024
	<u>\$ 63,447,344</u>	<u>\$ 57,307,484</u>	<u>\$ (6,139,860)</u>	<u>\$ 57,307,484</u>	<u>\$ 47,106,189</u>	

(4) The gross unrealized losses and fair value of loan-backed securities aggregated by the length of time the individual securities have been in a continuous temporarily impaired position are as follows:

a. The aggregate amount of unrealized losses:

1. Less than 12 Months	\$ (20,342,759)
2. 12 Months or Longer	\$ (123,683,649)

b. The aggregate related fair value of securities with unrealized losses:

1. Less than 12 Months	\$ 706,735,477
2. 12 Months or Longer	\$ 1,658,076,509

(5) Declines in the fair value of investments that are considered in the judgment of management to be other than temporary are reported as realized losses. Management evaluates, among other things, the financial position and prospects of the issuer, conditions in the issuer's industry and changes in the amount or timing of expected future cash flows from the investment and recent changes in the credit ratings of the issuer by a ratings agency to determine if and when a decline in the fair value of an investment below amortized cost is other than temporary. The length of time and extent to which the fair value of the investment is lower than its amortized cost, the Company's ability and intent to retain the investment to allow for anticipated recovery in the investment's fair value and whether the Company has made a decision to sell the investment are other factors also considered.

E-F. Not applicable.

G - I. No significant change.

NOTES TO FINANCIAL STATEMENTS

J. Real Estate

(1) No significant change.

(2) Real Estate Held for Sale

During the six months ended June 30, 2024, the Company foreclosed upon certain residential properties securing residential mortgage loans. The aggregate fair value of these residential properties was \$1,521,786.

During the first quarter of 2024, the Company foreclosed upon a commercial mortgage loan secured by a property located in Houston, Texas. The fair value of this property was \$41,558,756 at foreclosure.

(3-5) Not applicable.

K. Low-Income Housing Tax Credits ("LIHTC")

(1-4) The Company has recognized \$186,927 of LIHTC related tax benefits during the six months ended June 30, 2024. The Company has \$21,460,751 of LIHTC partnership investments as of June 30, 2024. This LIHTC investment is not presently subject to any regulatory review. The Company did not recognize any impairments on LIHTC property investments during the six months ended June 30, 2024.

(5-7) Not applicable.

NOTES TO FINANCIAL STATEMENTS

L. Restricted Assets

Restricted Asset Category	Gross (Admitted & Nonadmitted) Restricted					Current Year					
	Current Year					6	7	8	9	Percentage	
	1	2	3	4	5					10	11
	Total General Account (G/A)	G/A Supporting Separate Account (S/A) Activity (a)	Total Separate Account (S/A) Restricted Assets	Separate Account Assets (S/A) Supporting G/A Activity (b)	Total (1 Plus 3)	Total from Prior Year	Increase/ (Decrease) (5 minus 6)	Total Nonadmitted Restricted (5 minus 8)	Total Admitted Restricted	Gross (Admitted & Nonadmitted) Restricted to Total Assets (c)	Admitted Restricted to Total Admitted Assets (d)
a. Subject to contractual obligation for which liability is not shown	\$ -	\$ -	\$ -	\$ -	\$ -	\$ -	\$ -	\$ -	\$ -	0.0%	0.0%
b. Collateral held under security lending agreements	-	-	-	-	-	-	-	-	-	0.0%	0.0%
c. Subject to repurchase agreements	-	-	-	-	-	-	-	-	-	0.0%	0.0%
d. Subject to reverse repurchase agreements	-	-	-	-	-	-	-	-	-	0.0%	0.0%
e. Subject to dollar repurchase agreements	-	-	-	-	-	-	-	-	-	0.0%	0.0%
f. Subject to dollar reverse repurchase agreements	-	-	-	-	-	-	-	-	-	0.0%	0.0%
g. Placed under option contracts	-	-	-	-	-	-	-	-	-	0.0%	0.0%
h. Letter stock or securities restricted as to sale (excluding FHLB capital stock)	-	-	-	-	-	-	-	-	-	0.0%	0.0%
i. FHLB capital stock	56,745,000	-	-	-	56,745,000	69,245,000	(12,500,000)	-	56,745,000	0.2%	0.2%
j. On deposit with states	13,759,414	-	-	-	13,759,414	13,734,208	25,206	-	13,759,414	0.1%	0.1%
k. On deposit with other regulatory bodies	-	-	-	-	-	-	-	-	-	0.0%	0.0%
l. Pledged collateral to FHLB (including assets backing funding agreements)	7,008,327,523	-	-	-	7,008,327,523	6,086,733,520	921,594,003	-	7,008,327,523	27.8%	28.2%
m. Pledged as collateral not captured in other categories	356,618,451	-	-	-	356,618,451	479,296,962	(122,678,511)	-	356,618,451	1.4%	1.4%
n. Other restricted assets	87,798,127	-	-	-	87,798,127	69,418,301	18,379,826	-	87,798,127	0.3%	0.4%
o. Total Restricted Assets	\$ 7,523,248,515	\$ -	\$ -	\$ -	\$ 7,523,248,515	\$ 6,718,427,991	\$ 804,820,524	\$ -	\$ 7,523,248,515	29.8%	30.3%

(a) Subset of column 1

(b) Subset of column 3

(c) Column 5 divided by Asset Page, Column 1, Line 28

(d) Column 9 divided by Asset Page, Column 3, Line 28

NOTES TO FINANCIAL STATEMENTS

(2) Detail of Assets Pledged as Collateral Not Captured in Other Categories (Contracts that Share Similar Characteristics, Such as Reinsurance and Derivatives, Are Reported in the Aggregate)

Description of Assets	Gross (Admitted and Nonadmitted) Restricted							Percentage		
	Current Year					6	7	8	9	10
	1	2	3	4	5					
	Total General Account (G/A)	G/A Supporting Separate Account (S/A) Activity (a)	Total Separate Account Restricted Assets	Separate Account (S/A) Assets Supporting G/A Activity (b)	Total (1Plus 3)	Total from Prior Year	Increase/ (Decrease) (5 minus 6)	Total Current Year Admitted Restricted	Gross (Admitted & Nonadmitted) Restricted to Total Assets	Admitted Restricted to Total Admitted Assets
Mortgage related securities pledged to RSLT	\$ -	\$ -	\$ -	\$ -	\$ -	121,458,180	\$ (121,458,180)	\$ -	0.0%	0.0%
Reinsurance	134,689,408				134,689,408	138,605,265	(3,915,857)	134,689,408	0.5%	0.5%
Derivatives	84,667,149	-	-	-	84,667,149	81,928,033	2,739,116	84,667,149	0.3%	0.3%
TOB Collateral	137,261,894				137,261,894	137,305,484	(43,590)	137,261,894	0.6%	0.6%
Total Restricted Assets (c)	\$ 356,618,451	\$ -	\$ -	\$ -	\$ 356,618,451	\$ 479,296,962	\$ (122,678,511)	\$ 356,618,451	1.4%	1.4%

(a) Subset of column 1

(b) Subset of column 3

(c) Total Line for Columns 1 through 7 should equal 5L(1)m Columns 1 through 7 respectively and Total Line for Columns 8 through 10 should equal 5L(1)m Columns 9 through 11 respectively.

(3) Detail of Other Restricted Assets (Contracts that Share Similar Characteristics, Such as Reinsurance and Derivatives, Are Reported in the Aggregate)

Description of Assets	Gross (Admitted and Nonadmitted) Restricted							Percentage		
	Current Year					6	7	8	9	10
	1	2	3	4	5					
	Total General Account (G/A)	G/A Supporting Separate Account (S/A) Activity (a)	Total Separate Account Restricted Assets	Separate Account (S/A) Assets Supporting G/A Activity (b)	Total (1Plus 3)	Total from Prior Year	Increase/ (Decrease) (5 minus 6)	Total Current Year Admitted Restricted	Gross (Admitted & Nonadmitted) Restricted to Total Assets	Admitted Restricted to Total Admitted Assets
Restricted cash	\$ 87,798,127	\$ -	\$ -	\$ -	\$ 87,798,127	\$ 69,418,301	\$ 18,379,826	\$ 87,798,127	0.3%	0.4%
Total other restricted assets	\$ 87,798,127	\$ -	\$ -	\$ -	\$ 87,798,127	\$ 69,418,301	\$ 18,379,826	\$ 87,798,127	0.3%	0.4%

(a) Subset of column 1

(b) Subset of column 3

(c) Total Line for Columns 1 through 7 should equal 5L(1)m Columns 1 through 7 respectively and Total Line for Columns 8 through 10 should equal 5L(1)m Columns 9 through 11 respectively.

(4) Not applicable.

M - N. Not applicable.

O. 5GI Securities

Investment	Number of 5GI Securities		Aggregate BACV		Aggregate Fair Value	
	Current Year	Prior Year	Current Year	Prior Year	Current Year	Prior Year
1. Bonds - AC	328	281	\$ 580,291,170	\$ 465,781,078	\$ 580,535,826	\$ 464,421,925
2. LB & SS - AC	55	43	106,052,580	22,834,470	108,813,153	26,953,949
3. Preferred Stock - AC	-	-	-	-	-	-
4. Preferred Stock - FV	-	-	-	-	-	-
5. Total (1+2+3+4)	383	324	\$ 686,343,750	\$ 488,615,548	\$ 689,348,979	\$ 491,375,874

AC- Amortized Cost

FV - Fair Value

NOTES TO FINANCIAL STATEMENTS

P. Short Sales

(1) Unsettled Short Sale Transactions (Outstanding as of Reporting Date)

	Proceeds Received	Current Fair Value of Securities Sold Short	Unrealized Gain or Loss	Expected Settlement (# of Days)	Fair Value of Short Sales Exceeding (or expected to exceed) 3 Settlement Days	Fair Value of Short Sales Expected to be settled by Secure Borrowing
a. Bonds	(23,962,500)	(23,895,000)	\$ 67,500	15	\$ (23,895,000)	\$ -
b. Preferred Stock	-	-	-	-	-	-
c. Common Stock	-	-	-	-	-	-
d. Total (a+b+c)	\$ (23,962,500)	\$ (23,895,000)	\$ 67,500	XXX	\$ (23,895,000)	\$ -

(2) Settled Short Sale Transaction

Not applicable.

The Company reduces interest rate-related risks associated with certain of its portfolio investments through short positions in agency residential mortgage-backed securities.

Q. No significant change.

R. Not applicable.

6. JOINT VENTURES, PARTNERSHIPS AND LIMITED LIABILITY COMPANIES Not applicable.7. INVESTMENT INCOME No significant change.8. DERIVATIVE INSTRUMENTS

A. Derivatives under SSAP 86 – Derivatives

1-3. A currency forward is an agreement to buy or sell a foreign currency, in return for U.S. dollars, at an exchange rate agreed upon today, to settle on a specific future date. All of the Company's forward contracts are traded over-the-counter, which exposes the Company to counterparty risk to the extent there are unrealized gains on open positions. To minimize counterparty risk, the Company evaluates all counterparties based on credit ratings and maintains master agreements with netting provisions and collateral requirements.

An option is an agreement that gives the buyer the right to buy (call option) or sell (put option) a financial instrument at a specified price within a specified time period. The buyer of an option pays a premium to the seller on the settlement date. This premium is the buyer's only cash requirement and represents the maximum amount at risk. The seller (or writer) of an option receives a premium from the buyer on the settlement date. The seller settles changes in the market value daily in cash. The Company is exposed to counterparty risk with respect to any over-the-counter options and minimizes this risk by requiring collateral from counterparties in an amount equal to any unrealized gains.

An interest rate futures contract is an agreement to buy or sell U.S. Treasury Bonds to settle on a specific future date. All of the Company's futures contracts are exchange traded which minimize counterparty risk. The Company satisfies the initial margin requirements with cash.

Interest rate swaps are used by the Company to reduce market risks from changes in interest rates and to protect against variability in future cash flows. In an interest rate swap, the Company agrees with another party to exchange, at specific intervals, the difference between fixed rate and floating rate interest amounts as calculated based upon an agreed upon notional amount.

During 2024, the Company used currency forward contracts to reduce the currency risk inherent in certain bond investments denominated in foreign currencies. The Company also used interest rate futures contracts to reduce interest rate-related risk related to certain bond investments.

4. Not applicable.

5. For the six months ended June 30, 2024, net realized gains on derivatives were \$61,008,006. The portion of unassigned surplus represented by cumulative net unrealized gains on derivatives totaled \$16,947,400 for the six months ended June 30, 2024.

6-9. Not applicable.

B. Not applicable.

NOTES TO FINANCIAL STATEMENTS

9. INCOME TAXES

A. The components of the net deferred tax asset/(liability) at June 30, 2024 are as follows:

	As of June 30, 2024		
	Ordinary	Capital	Total
(a) Gross Deferred Tax Assets	\$ 346,993,451	\$ 85,063,370	\$ 432,056,821
(b) Statutory Valuation Allowance Adjustments	-	40,746,272	40,746,272
(c) Adjusted Gross Deferred Tax Assets (1a-1b)	346,993,451	44,317,098	391,310,549
(d) Deferred Tax Assets Nonadmitted	149,273,681	-	149,273,681
(e) Subtotal Net Admitted Deferred Tax Asset (1c-1d)	197,719,770	44,317,098	242,036,868
(f) Deferred Tax Liabilities	58,233,573	44,317,098	102,550,671
(g) Net Admitted Deferred Tax Asset/(Net Deferred Tax Liability) (1e-1f)	\$ 139,486,197	\$ -	\$ 139,486,197

	As of December 31, 2023		
	Ordinary	Capital	Total
(a) Gross Deferred Tax Assets	\$ 277,652,734	\$ 72,446,240	\$ 350,098,974
(b) Statutory Valuation Allowance Adjustments	-	36,507,960	36,507,960
(c) Adjusted Gross Deferred Tax Assets (1a-1b)	277,652,734	35,938,280	313,591,014
(d) Deferred Tax Assets Nonadmitted	100,540,163	-	100,540,163
(e) Subtotal Net Admitted Deferred Tax Asset (1c-1d)	177,112,571	35,938,280	213,050,851
(f) Deferred Tax Liabilities	60,472,935	35,938,280	96,411,215
(g) Net Admitted Deferred Tax Asset/(Net Deferred Tax Liability) (1e-1f)	\$ 116,639,636	\$ -	\$ 116,639,636

	Change		
	Ordinary	Capital	Total
(a) Gross Deferred Tax Assets	\$ 69,340,717	\$ 12,617,130	\$ 81,957,847
(b) Statutory Valuation Allowance Adjustments	-	4,238,312	4,238,312
(c) Adjusted Gross Deferred Tax Assets (1a-1b)	69,340,717	8,378,818	77,719,535
(d) Deferred Tax Assets Nonadmitted	48,733,518	-	48,733,518
(e) Subtotal Net Admitted Deferred Tax Asset (1c-1d)	20,607,199	8,378,818	28,986,017
(f) Deferred Tax Liabilities	(2,239,362)	8,378,818	6,139,456
(g) Net Admitted Deferred Tax Asset/(Net Deferred Tax Liability) (1e-1f)	\$ 22,846,561	\$ -	\$ 22,846,561

2. Admission Calculation Components SSAP No. 101:

	As of June 30, 2024		
	Ordinary	Capital	Total
(a) Federal Income Taxes Paid in Prior Years Recoverable Through Loss Carrybacks.	\$ -	\$ -	\$ -
(b) Adjusted Gross Deferred Tax Assets Expected To Be Realized (Excluding The Amount Of Deferred Tax Assets From 2(a) above) After Application of the Threshold Limitation. (The Lesser of 2(b)1 and 2(b)2 Below)	139,486,197	-	139,486,197
1. Adjusted Gross Deferred Tax Assets Expected to be realized Following the Balance Sheet Date.	139,486,197	-	139,486,197
2. Adjusted Gross Deferred Tax Assets Allowed per Limitation Threshold.	XXX	XXX	381,233,458
(c) Adjusted Gross Deferred Tax Assets (Excluding The Amount of Deferred Tax Assets From 2(a) and 2(b) above) Offset by Gross Deferred Tax Liabilities.	58,233,573	44,317,098	102,550,671
(d) Deferred Tax Assets Admitted as the result of application of SSAP No. 101. Total (2(a) + 2(b) + 2(c))	\$ 197,719,770	\$ 44,317,098	\$ 242,036,868

NOTES TO FINANCIAL STATEMENTS

	As of December 31, 2023		
	Ordinary	Capital	Total
(a) Federal Income Taxes Paid in Prior Years Recoverable Through Loss Carrybacks.	\$ -	\$ -	\$ -
(b) Adjusted Gross Deferred Tax Assets Expected To Be Realized (Excluding The Amount Of Deferred Tax Assets From 2(a) above) After Application of the Threshold Limitation. (The Lesser of 2(b)1 and 2(b)2 Below)	116,639,636	-	116,639,636
1. Adjusted Gross Deferred Tax Assets Expected to be realized Following the Balance Sheet Date.	116,639,636	-	116,639,636
2. Adjusted Gross Deferred Tax Assets Allowed per Limitation Threshold.	XXX	XXX	341,785,310
(c) Adjusted Gross Deferred Tax Assets (Excluding The Amount of Deferred Tax Assets From 2(a) and 2(b) above) Offset by Gross Deferred Tax Liabilities.	60,472,935	35,938,280	96,411,215
(d) Deferred Tax Assets Admitted as the result of application of SSAP No. 101. Total (2(a) + 2(b) + 2(c))	\$ 177,112,571	\$ 35,938,280	\$ 213,050,851
	Change		
	Ordinary	Capital	Total
(a) Federal Income Taxes Paid in Prior Years Recoverable Through Loss Carrybacks.	\$ -	\$ -	\$ -
(b) Adjusted Gross Deferred Tax Assets Expected To Be Realized (Excluding The Amount Of Deferred Tax Assets From 2(a) above) After Application of the Threshold Limitation. (The Lesser of 2(b)1 and 2(b)2 Below)	22,846,561	-	22,846,561
1. Adjusted Gross Deferred Tax Assets Expected to be realized Following the Balance Sheet Date.	22,846,561	-	22,846,561
2. Adjusted Gross Deferred Tax Assets Allowed per Limitation Threshold.	XXX	XXX	39,448,148
(c) Adjusted Gross Deferred Tax Assets (Excluding The Amount of Deferred Tax Assets From 2(a) and 2(b) above) Offset by Gross Deferred Tax Liabilities.	(2,239,362)	8,378,818	6,139,456
(d) Deferred Tax Assets Admitted as the result of application of SSAP No. 101. Total (2(a) + 2(b) + 2(c))	\$ 20,607,199	\$ 8,378,818	\$ 28,986,017
3.	June 30, 2024	December 31, 2023	
(a) Ratio Percentage Used to Determine Recovery Period And Threshold limitation Amount.	799%	799%	
(b) Amount of Adjusted Capital And Surplus Used to Determine Recovery Period And Threshold Limitation In 2(b)2 Above.	2,541,556,389	2,278,568,732	
4. Impact of Tax-Planning Strategies:			
	As of June 30, 2024		
	Ordinary	Capital	
(a) Determination Of Adjusted Gross Deferred Tax Assets And Net Admitted Deferred Tax Assets, By Tax Character As A Percentage.			
1. Adjusted Gross DTAs Amount From Note 9A1(c)	\$ 346,993,451	\$ 44,317,098	
2. Percentage Of Adjusted Gross DTAs By Tax Character Attributable To The Impact Of Tax Planning Strategies	0%	0%	
3. Net Admitted Adjusted Gross DTAs Amount From Note 9A1(e)	\$ 197,719,770	\$ 44,317,098	
4. Percentage Of Net Admitted Adjusted Gross DTAs By Tax Character Admitted Because Of The Impact Of Tax Planning Strategies	0%	0%	
(b) Does the Company's tax planning strategies include the use of reinsurance?	Yes <input type="checkbox"/>	No <input checked="" type="checkbox"/>	

NOTES TO FINANCIAL STATEMENTS

Impact of Tax-Planning Strategies	As of December 31, 2023	
	Ordinary Percent	Capital Percent
(a) Determination Of Adjusted Gross Deferred Tax Assets And Net Admitted Deferred Tax Assets, By Tax Character As A Percentage.		
1. Adjusted Gross DTAs Amount From Note 9A1(c)	\$ 277,652,734	\$ 35,938,280
2. Percentage Of Adjusted Gross DTAs By Tax Character Attributable To The Impact Of Tax Planning Strategies	0%	0%
3. Net Admitted Adjusted Gross DTAs Amount From Note 9A1(e)	\$ 177,112,571	\$ 35,938,280
4. Percentage Of Net Admitted Adjusted Gross DTAs By Tax Character Admitted Because Of The Impact Of Tax Planning Strategies	0%	0%
(b) Does the Company's tax planning strategies include the use of reinsurance?	Yes ___	No <u>X</u>

Impact of Tax-Planning Strategies	Change	
	Ordinary Percent	Capital Percent
(a) Determination Of Adjusted Gross Deferred Tax Assets And Net Admitted Deferred Tax Assets, By Tax Character As A Percentage.		
1. Adjusted Gross DTAs Amount From Note 9A1(c)	\$ 69,340,717	\$ 8,378,818
2. Percentage Of Adjusted Gross DTAs By Tax Character Attributable To The Impact Of Tax Planning Strategies	0%	0%
3. Net Admitted Adjusted Gross DTAs Amount From Note 9A1(e)	\$ 20,607,199	\$ 8,378,818
4. Percentage Of Net Admitted Adjusted Gross DTAs By Tax Character Admitted Because Of The Impact Of Tax Planning Strategies	0%	0%
(b) Does the Company's tax planning strategies include the use of reinsurance?	Yes ___	No <u>X</u>

B. Temporary differences for which a DTL have not been established: Not applicable.

C. Current income taxes incurred consist of the following major components:

	June 30, 2024	June 30, 2023	Change
1. Current Income Tax			
(a) Federal	\$ 111,040,604	\$ 92,587,642	\$ 18,452,962
(b) Foreign	3,508	2,384	1,124
(c) Subtotal	111,044,112	92,590,026	18,454,086
(d) Federal income tax on net capital gains	(1,459,573)	15,210,535	(16,670,108)
(e) Utilization of capital loss carry-forwards	-	-	-
(f) Other	-	-	-
(g) Federal and foreign income taxes incurred	\$ 109,584,539	\$ 107,800,561	\$ 1,783,978

2. Deferred Tax Assets:

	June 30, 2024	December 31, 2023	Change
(a) Ordinary			
(1) Discounting of unpaid losses	\$ 195,984,691	\$ 151,816,069	\$ 44,168,622
(2) Unearned premium reserve	-	-	-
(3) Policyholder reserves	-	-	-
(4) Investments	18,713,337	10,567,370	8,145,967
(5) Deferred acquisition costs	61,630,173	52,724,137	8,906,036
(6) Policyholder dividends accrual	-	-	-
(7) Fixed assets	47,786,224	39,392,866	8,393,358
(8) Compensation and benefits accrual	10,927,514	11,406,147	(478,633)
(9) Pension accrual	-	-	-
(10) Derivatives	-	-	-
(11) Net operating loss carry-forward	-	-	-
(12) Tax credit carry-forward	-	-	-
(13) Other (including items <5% of total ordinary tax assets)	11,951,512	11,746,145	205,367
(99) Subtotal	\$ 346,993,451	\$ 277,652,734	\$ 69,340,717
(b) Statutory valuation allowance adjustment	-	-	-

NOTES TO FINANCIAL STATEMENTS

	June 30, 2024	December 31, 2023	Change
(c) Nonadmitted	149,273,681	100,540,163	48,733,518
(d) Admitted ordinary deferred tax assets (2a99 - 2b - 2c)	197,719,770	177,112,571	20,607,199
(e) Capital			
(1) Investments	69,588,114	57,218,957	12,369,157
(2) Net Capital loss carry-forward	15,475,256	13,313,075	2,162,181
(3) Real estate	-	-	-
(4) Other (including items <5% of total capital tax assets)	-	1,914,208	(1,914,208)
(99) Subtotal	85,063,370	72,446,240	12,617,130
(f) Statutory valuation allowance adjustment	40,746,272	36,507,960	4,238,312
(g) Nonadmitted	-	-	-
(h) Admitted capital deferred tax assets (2e99 - 2f - 2g)	44,317,098	35,938,280	8,378,818
(i) Admitted deferred tax assets (2d + 2h)	\$ 242,036,868	\$ 213,050,851	\$ 28,986,017
3. Deferred Tax Liabilities:			
(a) Ordinary			
(1) Investments	\$ 38,232,059	\$ 36,104,207	\$ 2,127,852
(2) Fixed Assets	6,756,251	7,967,701	(1,211,450)
(3) Deferred and uncollected premium	-	-	-
(4) Policyholder reserves	12,400,164	15,560,040	(3,159,876)
(5) Other (including items <5% of total ordinary tax liabilities)	845,099	840,987	4,112
(99) Subtotal	58,233,573	60,472,935	(2,239,362)
(b) Capital			
(1) Investments	26,139,014	12,599,135	13,539,879
(2) Real estate	18,178,084	23,339,145	(5,161,061)
(4) Other (including items <5% of total capital tax liabilities)	-	-	-
(99) Subtotal	44,317,098	35,938,280	8,378,818
(c) Deferred tax liabilities (3a99 + 3b99)	102,550,671	96,411,215	6,139,456
4. Net deferred tax assets/liabilities (2i - 3c)	\$ 139,486,197	\$ 116,639,636	\$ 22,846,561

D. Reconciliation of Federal Income Tax Rate to Actual Effective Rate.

Among the more significant book tax adjustments were the following:

	June 30, 2024	
	Income Tax Expense	Effective Tax Rate (%)
Provision computed at statutory rate	\$ 56,154,265	21.0%
Tax-exempt interest	(1,812,144)	-0.7%
Amortization of interest maintenance reserve	(1,391,871)	-0.5%
Change in nonadmitted assets	(7,100,146)	-2.7%
Current Year Permanent Differences	(6,484,872)	-2.4%
Statutory Valuation Allowance	4,238,312	1.6%
Total	\$ 43,603,544	16.3%
Federal income taxes incurred	\$ 111,044,112	41.5%
Realized capital gains (losses) tax	(1,459,573)	-0.5%
Change in net deferred income taxes	(65,980,995)	-24.7%
Total statutory income taxes	\$ 43,603,544	16.3%

NOTES TO FINANCIAL STATEMENTS

	June 30, 2023	
	Income	Effective
	Tax	Tax Rate
	Expense	(%)
Provision computed at statutory rate	\$ 60,520,747	21.0%
Tax-exempt interest	(1,497,413)	-0.5%
Amortization of interest maintenance reserve	(1,970,523)	-0.7%
Change in nonadmitted assets	(2,708,015)	-0.9%
Current Year Permanent Differences	(1,785,414)	-0.7%
Statutory Valuation Allowance	3,602,621	1.3%
Total	<u>\$ 56,162,003</u>	<u>19.5%</u>
Federal income taxes incurred	\$ 92,590,027	32.1%
Realized capital gains (losses) tax	15,210,535	5.3%
Change in net deferred income taxes	(51,638,559)	-17.9%
Total statutory income taxes	<u>\$ 56,162,003</u>	<u>19.5%</u>

E. Operating Loss and Tax Credit Carryforwards and Protective Tax Deposits

- As of June 30, 2024, the Company had net capital loss carryforwards of \$73,691,695 which expire between 2027 and 2029.
- The following are income taxes incurred in the current and prior year that will be available for recoupment in the event of future net losses:

Year	Amount of Tax			Total
	Ordinary	Capital	Total	
June 30, 2024	\$ -	\$ -	\$ -	-
December 31, 2023	\$ -	\$ -	\$ -	-
December 31, 2022	\$ -	\$ -	\$ -	-

- Not applicable.

F. Consolidated Federal Income Tax Return

1) The Company consolidates its federal income tax return with the return of its ultimate domestic parent, Delphi Financial Group, Inc. ("DFG"). DFG and all of its direct and indirect subsidiaries are members of the consolidated tax group. See Schedule Y, Part 1 for a list of the members of the consolidated tax group.

2) The method of allocation between the companies is subject to a written tax allocation agreement approved by the Company's Board of Directors. The agreement requires the Company to accrue federal taxes based on the amount of tax it would have paid or received if it had filed on a separate return basis with the Internal Revenue Service ("IRS") with the exception of operating losses which are reimbursed by the parent company. Intercompany tax balances are settled within 15 days after filing a tax return or receipt of a refund. If the amount of federal income taxes paid by the Company to DFG exceeds the amount of federal income taxes paid by DFG to the Internal Revenue Service, the excess of the amount will be placed in an escrow account. Escrow assets may be released to DFG from the escrow account when the permissible period for loss carryback has elapsed. Tax years 2013 and subsequent are still subject to audit by the IRS.

G. Federal or Foreign Income Tax Loss Contingencies:

The Company does not have tax loss contingencies for which it is reasonably possible that the total liability will significantly increase within twelve months of the reporting date.

H. Not applicable.

I. Inflation Reduction Act - Corporate Alternative Minimum Tax ("CAMT")

The DFG United States Federal tax return filing group, of which the Company is a member, meets the average "adjusted financial statement income" threshold and is required to perform CAMT calculations. The Company, which is included in DFG's consolidated tax return, is an applicable reporting entity. The Company has determined as of June 30, 2024, that it does not expect to be liable for CAMT in 2024 and does not recognize any CAMT credit deferred tax credits as of such date.

The Company is not an applicable reporting entity with tax allocation agreement exclusions for the CAMT.

The reporting entity has made an accounting policy election to disregard CAMT when evaluating the need for a valuation allowance for its non-CAMT deferred tax assets.

NOTES TO FINANCIAL STATEMENTS10. INFORMATION CONCERNING PARENT, SUBSIDIARIES AND AFFILIATES

A - B. On December 21, 2011, the Company's ultimate parent, DFG, entered into an Agreement and Plan of Merger with Tokio Marine Holdings, Inc., a Japanese corporation ("Tokio Marine"), and TM Investment (Delaware) Inc. ("TM Sub"), a Delaware corporation which was wholly owned by TMNF which is a subsidiary of Tokio Marine. After being approved by DFG's stockholders and by the relevant regulatory authorities in Japan and the U.S., the merger transaction closed on May 15, 2012, pursuant to which TM Sub was merged with and into DFG, the surviving corporation in the merger. As a result, DFG became a subsidiary of TMNF and Tokio Marine became DFG's ultimate parent.

The outstanding shares of the Company's preferred stock are owned by DFG, Reliance Standard Life Insurance Company of Texas ("RSL-Texas"), the Company's direct parent, and Safety National Casualty Corporation ("SNCC"), a subsidiary of DFG. During the six months ended June 30, 2024, the Company paid cash dividends on its cumulative preferred stock issued to SNCC, DFG and RSL-Texas totaling \$1,000,000, \$800,000, and \$200,000, respectively.

Effective as of September 1, 2023, the Company entered into an excess of loss reinsurance agreement with Munich American Reinsurance Company ("Munich Re") under which the Company cedes to Munich Re, on an excess basis, losses related to particular long-term disability insurance program business, which includes voluntary coverages. The policies covered under this agreement include policies written or renewed during the term of the reinsurance agreement. Under this agreement, the Company's retention limit is \$10,000 per individual per month.

During 2018, the Company entered into a reinsurance agreement with Tokio Marine RSL Re PIC, Ltd. ("TM RSL Re"), a Cayman Islands portfolio insurance company controlled by Safety National Re SPC, a Cayman Islands exempted company which is a wholly-owned subsidiary of SNCC, under which the Company ceded to TM RSL Re, on an indemnity coinsurance with funds withheld basis, funding agreements previously issued by the Company on various dates in connection with the Company's funding agreement-backed note program. On August 31, 2023, the Company recaptured a \$350,000,000 funding agreement and ceded liabilities under an in-force funding agreement in the aggregate principal amount of \$500,000,000 related to a prior issuance under the program. As of June 30, 2024, the Company ceded portions of funding agreements in an aggregate principal amount of \$2,000,000,000 to TM RSL Re under this agreement, of which \$750,000,000, \$500,000,000, \$400,000,000, and \$350,000,000 in aggregate principal amount are ceded on an 84.5%, 59.2%, 71.3% and 81.5% quota share basis, respectively.

As of January 1, 2018, the Company entered into a reinsurance agreement with HCC Life Insurance Company ("HCC Life"), an indirect subsidiary of Tokio Marine, under which the Company agreed to cede to HCC Life, on a quota share basis, 30% of liabilities under all new and renewal medical stop loss policies up to the first \$1,000,000 per covered person per policy period and 100% of liabilities greater than \$1,000,000 per person per policy period. In 2019, the Company amended this agreement to increase retention to 30% of the first \$2,000,000, including the policyholder's self-insured retention and 100% in excess of \$2,000,000 for medical stop-loss policies. Effective October 1, 2021, the Company further amended this reinsurance agreement. Pursuant to this amendment, the Company increased the ceded portion of liabilities to 100% for all medical stop loss policies. The Company also executed a renewal rights agreement whereby HCC Life paid the Company \$5,395,350 for renewal rights with respect to the existing block of medical stop loss policies. In connection therewith, the Company transferred to HCC a cash amount commensurate with the claim liabilities ceded to HCC Life for the medical stop loss policies. The purpose of the amendment was to facilitate the Company's exit from the medical stop loss line of business by selling this business to HCC Life. The reinsurance agreement will be terminated following the run-off of the reinsured policies. These transactions will not have a material impact on the Company's financial statements.

On October 1, 2015, the Company received a contribution to its surplus from its immediate parent company, RSL-Texas, of 36 shares of common stock of DFG which had an admitted value of \$62,926,198. The amount deducted from the market value of this common stock in accordance with the NAIC Securities Valuation Office Purposes and Procedures Manual ("SVO Manual") was \$22,872,653 at December 31, 2015.

On June 5, 2023, the Company transferred to SNCC various municipal bonds having an aggregate book adjusted carrying value of \$44,415,690 in exchange for various municipal bonds having an aggregate book adjusted carrying value of \$42,913,873 along with a cash in the amount of \$1,501,817.

On April 1, 2023, the Company made an investment in the amount of \$63,920,463 in PEMZ 1, LLC, an affiliated entity. The book adjusted carrying value of this investment is \$61,971,657 as of June 30, 2024.

On May 1, 2023, the Company made an investment in the amount of \$60,625,880 in PEMZ 2, LLC, an affiliated entity. The book adjusted carrying value of this investment is \$62,017,420 as of June 30, 2024.

On December 15, 2015, the Company issued a 5.00% fixed rate surplus note with a principal amount of \$100,000,000 to SNCC in exchange for a cash payment in such amount. For more information related to this surplus note, see Note 13(K).

On June 27, 2024, the Company received a contribution to its surplus from its immediate parent, RSL-Texas, in the amount of \$200,000,000 million in cash. The Company did not receive any contributions to its surplus from RSL-Texas during 2023.

NOTES TO FINANCIAL STATEMENTS

In 2014, the Company's parent, RSL-Texas, issued various funding agreements in an aggregate principal amount of \$300,000,000 to the Federal Home Loan Bank of Dallas ("FHLB Dallas"), the liabilities under which have been ceded by RSL-Texas to the Company under an indemnity reinsurance agreement. The Company has collateralized its obligations under this reinsurance agreement by pledging certain investment securities to RSL-Texas, which have in turn been pledged by RSL-Texas to the FHLB Dallas to collateralize RSL-Texas' obligations under the funding agreements issued to the FHLB Dallas. During the first quarter of 2017, RSL-Texas repaid \$100,000,000 in aggregate principal amount of the funding agreements at their maturity. During the first quarter of 2021, RSL-Texas repaid \$100,000,000 in aggregate principal amount of the funding agreements at their maturity. During the first quarter of 2024, RSL-Texas repaid the remaining \$100,000,000 in aggregate principal amount of the funding agreements at their maturity.

DFG has entered into a revolving loan agreement with the Company, under which, as amended and restated during 2023, DFG can obtain loans from time to time in a total amount of up to \$300,000,000. At DFG's option, early repayment may be made without penalty. Interest is payable monthly at a variable SOFR-based interest rate. The loan agreement does not contain any collateral requirements or financial covenants. As of June 30, 2024, the Company has recorded an asset of \$37,000,000 related to this agreement, which is included in the other invested assets caption on the balance sheet. The Company has received interest income of \$703,954 related to this loan during the six months ended June 30, 2024. There were no outstanding loans under this agreement as of December 31, 2023.

On December 31, 2014, SNCC issued to the Company a surplus note in the principal amount of \$40,000,000 in exchange for a cash payment by the Company in such amount. The maturity date of the surplus note is January 15, 2045. Interest is payable semi-annually at a rate of 5.0% per annum. As of June 30, 2024, the Company earned \$1,022,222 of interest income related to this surplus note.

On June 18, 2020, the Company, as borrower, entered into a Master Securities Loan Agreement with Philadelphia Indemnity Insurance Company ("PIIC"), an affiliate of the Company, as lender. Under such agreement, the Company may, from time to time, borrow certain securities as described therein, with the aggregate principal amount of the securities borrowed at any one time being limited to \$700,000,000. The terms of each loan made thereunder are to be agreed upon by the Company and PIIC. There were no outstanding loans under this agreement at June 30, 2024, and December 31, 2023, respectively.

On April 14, 2021, the Company entered into an agreement to acquire SSL, which agreement was amended and restated on July 29, 2021, for a purchase price of \$180.0 million, with such amount subject to upward or downward adjustment to the extent that SSL's statutory capital and surplus as of the closing date exceeded or was less than \$57.0 million (such acquisition, the "SSL Acquisition"). The SSL Acquisition was consummated effective January 1, 2022, whereupon SSL became a wholly-owned subsidiary of the Company.

- C. Not applicable.
- D. The Company does not have any material receivables or payables with affiliates other than the items disclosed in Note 10A-C, Note 11B and Schedule D, Part 1.
- E. Pursuant to an investment consulting agreement, the Company pays to Acorn Advisory Capital, L.P., a subsidiary of DFG, certain fixed fees associated with the formulation of the business and investment strategies of the Company. For the six months ended June 30, 2024, these fees amounted to \$12,365,298.

In May 2015, the Company, along with certain of its affiliated insurers, entered into floating rate commercial mortgage loan investment management agreements with ACORE Capital, LP ("ACORE"), a SEC-registered investment adviser and since such time, these agreements have been amended from time to time, most recently by amendments and restatements of such agreements implemented in February 2022, to among other things, increase the capital commitment thereunder. Fees payable under these agreements include a management fee and a performance-based fee. In April 2019, the Company, along with certain of its affiliated insurers, entered into separate fixed rate commercial mortgage loan investment management agreements with ACORE and in October 2020, the Company, along with certain of its affiliated insurers, made capital commitments to ACORE Special Situations Fund, L.P., a private investment fund focusing primarily on commercial real estate debt and equity whose general partner is an affiliate of ACORE, pursuant to which investments in such fund will be made by the Company and such affiliates from time to time. For the services rendered to the Company during the six months ended June 30, 2024, the total fees payable to ACORE amounted to \$4,080,935.

All other contracts and cost sharing arrangements are based on generally accepted accounting principles.

- F. There are no guarantees or undertakings for the benefit of any affiliate which result in a material contingent exposure to the Company's assets.
- G. All of the outstanding common shares of the Company are owned by RSL-Texas, a life insurance company domiciled in Texas. The outstanding shares of the Company's preferred stock are owned by SNCC (250,000 shares), DFG (200,000 shares) and RSL-Texas (50,000 shares).

NOTES TO FINANCIAL STATEMENTS

- H. As of June 30, 2024, the Company owned 36 shares of the common stock of DFG. The amount deducted from the market value of this common stock in accordance with the SVO Manual was \$77,425,282 as of June 30, 2024.
- I. Not applicable.
- J. The Company did not recognize any impairment write down for its investments in subsidiary, controlled or affiliated companies during the six months ended June 30, 2024.
- K - L. Not applicable.
- M. No significant change.
- N - O. Not applicable.

11. DEBT
A. Debt

1) The Company has entered into a revolving loan agreement with DFG, under which the Company can obtain loans from time to time in a total amount of up to \$300,000,000. At the option of the Company, early repayment may be made without penalty. Interest is payable monthly at a variable money market rate. The loan agreement does not contain any collateral requirements or financial covenants. As of June 30, 2024, and December 31, 2023, respectively, the Company did not have any outstanding borrowings under this agreement.

The Company did not have any reverse repurchase agreements outstanding at June 30, 2024 and December 31, 2023, respectively.

D. FHLB Agreements

- 1) The Company is a member of the Federal Home Loan Bank of Chicago ("FHLB Chicago"). The Company has also in the past conducted business activities with (i.e., borrowings from) RSLIC-Texas, which is a member of the Federal Home Loan Bank of Dallas ("FHLB Dallas"), the terms of which corresponded to RSLIC-Texas' borrowing transactions with the FHLB Dallas.

As of June 30, 2024, the Company holds capital stock of the FHLB Chicago in accordance with its membership requirements and has issued funding agreements to the FHLB Chicago. It is part of the Company's strategy to utilize these funds to support spread-based business.

In December 2019, the Company issued a funding agreement in the principal amount of \$500,000,000 to the FHLB Chicago. During 2020, the Company issued five funding agreements to the FHLB Chicago in an aggregate principal amount of \$1,136,000,000 and repaid five funding agreements previously issued to the FHLB Chicago in an aggregate principal amount of \$1,016,000,000. During 2021, the Company issued eight funding agreements to the FHLB Chicago in an aggregate principal amount of \$1,345,000,000 and repaid seven funding agreements previously issued to the FHLB Chicago in an aggregate principal amount of \$909,000,000.

During 2022, the Company issued eleven funding agreements to the FHLB Chicago in an aggregate principal amount of \$2,090,000,000 and repaid nine funding agreements previously issued to the FHLB Chicago in the aggregate principal amount of \$1,935,000,000. During 2023, the Company issued seventeen funding agreements to the FHLB Chicago in an aggregate principal amount of \$4,425,000,000 and repaid fifteen funding agreements previously issued to the FHLB Chicago in the aggregate principal amount of \$3,360,000,000. During 2024, the Company issued three funding agreements to the FHLB Chicago in an aggregate principal amount of \$1,375,000,000 and repaid six funding agreements previously issued to the FHLB Chicago in the aggregate principal amount of \$2,000,000,000.

The following table indicates the amount of FHLB Chicago stock purchased, collateral pledged, assets and liabilities related to the agreement with the FHLB Chicago.

NOTES TO FINANCIAL STATEMENTS

(2) a. FHLB Capital Stock – Aggregate Totals

1. Current Period

		1 Total 2 + 3	2 General Account	3 Separate Accounts
(a)	Membership Stock – Class A	\$ 5,000,000	\$ 5,000,000	\$ -
(b)	Membership Stock – Class B	-	-	-
(c)	Activity Stock	51,745,000	51,745,000	-
(d)	Excess Stock	-	-	-
(e)	Aggregate Total	56,745,000	56,745,000	-
(f)	Actual or estimated Borrowing capacity as Determined by the Insurer	\$1,751,000,000	XXX	XXX

2. Prior Year-end

		1 Total 2 + 3	2 General Account	3 Separate Accounts
(a)	Membership Stock – Class A	\$ 5,000,000	\$ 5,000,000	\$ -
(b)	Membership Stock – Class B	-	-	-
(c)	Activity Stock	64,245,000	64,245,000	-
(d)	Excess Stock	-	-	-
(e)	Aggregate Total	69,245,000	69,245,000	-
(f)	Actual or estimated borrowing capacity as determined by the insurer	\$ 2,376,000,000	XXX	XXX

b. Membership Stock (Class A and B) Eligible for Redemption

		Current Period Total	Not Eligible for Redemption	Less Than 6 Months	6 Months to Less than 1 Year	1 to Less than 3 Years	3 to 5 Years
1.	Class A	\$5,000,000	\$ 5,000,000	\$ -	\$ -	\$ -	\$ -
2.	Class B	-	-	-	-	-	-

(3) Collateral Pledged to FHLB

a. Amount Pledged as of Reporting Date

		1 Fair Value	2 Carrying Value	3 Aggregate Total Borrowing
1.	Current Year Total General and Separate Accounts Total Collateral Pledged (Lines 2+3)	\$ 6,943,239,722	\$ 7,008,327,523	\$ 1,751,000,000
2.	Current Year General Account Total Collateral Pledged	6,943,239,722	7,008,327,523	1,751,000,000
3.	Current Year Separate Accounts Total Collateral Pledge	-	-	-
4.	Prior Year-End Total General and Separate Accounts Total Collateral Pledged	\$ 6,084,558,837	\$ 6,095,647,180	\$ 2,376,000,000

NOTES TO FINANCIAL STATEMENTS

b. Maximum Amount Pledged During Reporting Period

		1	2	3
		Fair Value	Carrying Value	Amount Borrowed at Time of Maximum Collateral
1.	Current Year Total General and Separate Accounts Maximum Collateral Pledged (Lines 2+3)	\$ 6,943,239,722	\$ 7,008,327,523	\$ 1,751,000,000
2.	Current Year General Account Maximum Collateral Pledged	6,943,239,722	7,008,327,523	1,751,000,000
3.	Current Year Separate Accounts Maximum Collateral Pledge	-	-	-
4.	Prior Year-End Total General and Separate Accounts Maximum Collateral Pledged	\$ 6,084,558,837	\$ 6,095,647,180	\$ 2,376,000,000

(4) Borrowing from FHLB

a. Amount as of the Reporting Date

1. Current Year

	1	2	3	4
	Total 2 + 3	General Account	Separate Account	Funding Agreements Reserves Established
(a) Debt	\$ -	\$ -	\$ -	XXX
(b) Funding Agreements	1,751,000,000	1,751,000,000		1,756,728,892
(c) Other	-	-	-	XXX
(d) Aggregate Total	\$1,751,000,00	\$ 1,751,000,000	\$ -	\$1,756,728,892

2. Prior Year-end

	1	2	3	4
	Total 2 + 3	General Account	Separate Account	Funding Agreements Reserves Established
(a) Debt	\$ -	\$ -	\$ -	XXX
(b) Funding Agreements	2,376,000,000	2,376,000,000		2,384,603,259
(c) Other	-	-	-	XXX
(d) Aggregate Total	\$2,376,000,00	\$ 2,376,000,000	\$ -	\$2,384,603,259

b. Maximum Amount during Reporting Period (Current Year)

	1 Total 2 + 3	2 General Account	3 Separate Account
1. Debt	\$ -	\$ -	\$ -
2. Funding Agreements	1,826,000,000	1,826,000,000	-
3. Other	-	-	-
4. Aggregate Total	\$ 1,826,000,000	\$ 1,826,000,000	\$ -

NOTES TO FINANCIAL STATEMENTS

c. FHLB Prepayment Obligations

		Does the company have prepayment obligations under the following arrangements (YES/NO)?
1.	Debt	NO
2.	Funding Agreements	NO
3.	Other	NO

12. RETIREMENT PLANS, DEFERRED COMPENSATION, POSTEMPLOYMENT BENEFITS AND COMPENSATED ABSENCES AND OTHER POSTRETIREMENT BENEFIT PLANS

A. Defined Benefit Plans

During 2009 and prior, the Company sponsored a supplemental executive retirement plan. The plan provided certain key employees with the opportunity for additional postemployment income, which would otherwise have been limited under the pension plan. The plan is a nonqualified tax-deferred retirement plan and is not funded. Effective December 31, 2009, the plan was frozen and will not accept new participants after that date. Existing participants in the plan will not accrue any additional benefits under the plan.

The Company provides certain health care and life insurance benefits (“postretirement benefits”) for retired employees. The health care plan is non-contributory for current retirees and those employees who attained age 55 with ten years of service by December 31, 1992. Cost sharing features include deductibles and co-payment provisions. Other employees will be eligible for a dollar denominated postretirement health plan. Life insurance benefits are generally set at a fixed percentage of policy face value based on the employee’s age. Employees hired after December 31, 1992 are not eligible for any postretirement benefits. The Company funds postretirement benefit payments as claims are incurred or as premium payments are due to the insurer. The assets, benefits obligations and periodic costs related to these plans are not material to the Company’s financial position or results of operation.

B-D. Not applicable.

E. Defined Contribution Plans

The Company sponsors a qualified tax-deferred retirement savings plan for employees of the Company or its affiliates, who are at least 21 years old. In addition, the Company sponsors a nonqualified tax-deferred savings plan for certain key employees. The Company has created this plan as an additional tax-deferred savings option for highly compensated employees whose compensation exceeds the limit on the tax-deferred savings plan or whose contributions to the deferred savings plan are limited to ensure the plan’s compliance with a nondiscrimination test.

During the six months ended June 30, 2024, the Company made matching contributions for every dollar the employee contributes under the combined plans, up to 4% of the employee’s before-tax contributions. The Company’s contributions to the plans were not material.

F-I. Not applicable.

13. CAPITAL AND SURPLUS, SHAREHOLDERS’ DIVIDEND RESTRICTIONS AND QUASI-REORGANIZATIONS

A. The Company has 2,000,000 shares of common stock authorized with a \$4.50 per share par value of which 1,334,025 shares are issued and outstanding. The Company also has 600,000 shares of preferred stock authorized with a \$100 per share par value of which 500,000 shares are issued and outstanding.

B. Dividends on the Company’s preferred stock are cumulative at a rate of \$8 per share, payable semi-annually. The redemption price is \$100 per share.

C. The maximum amount of dividends which can be paid by Illinois insurance companies to shareholders in any twelve-month period without prior approval of the Director of Insurance is subject to restrictions related to prior year statutory surplus and net income. The Company’s surplus as of December 31, 2023 was \$2,490,125,428 and net income for the 2023 year was \$488,067,751. Therefore, the maximum total of dividends available for payment in 2024 without prior approval will be equal to \$488,067,751.

D. On January 2, 2024, the Company paid an ordinary dividend on its preferred stock totaling \$2,000,000. On June 26, 2024, the Company declared an ordinary dividend on its preferred stock totaling \$2,000,000. This dividend was paid on July 1, 2024.

E. Within the limitations described in Note 13(C) above, there are no restrictions placed on the portion of Company profits that may be paid as ordinary dividends to shareholders.

F. The Company does not have any material restrictions on unassigned surplus.

NOTES TO FINANCIAL STATEMENTS

- G. Not applicable.
- H. The Company does not hold any common stock for special purposes.
- I. Not applicable.
- J. The portion of unassigned surplus represented by cumulative net unrealized gains totaled \$205,060,442 as of June 30, 2024.
- K. The Company has issued the following surplus debentures or similar obligations:

1	2	3	4	5	6	7	8
Item Number	Date Issued	Interest Rate	Original Issue Amount of Note	Is Surplus Note Holder a related party (Y/N)	Carrying Value of Note Prior Year	Carrying Value of Note Current Year	Unapproved Interest And/Or Principal
1001	12/15/15	5.00%	\$ 100,000,000	Y	\$100,000,000	\$ 100,000,000	\$ 2,319,444
Total	XXX	XXX	\$ 100,000,000	XXX	\$ 100,000,000	\$ 100,000,000	\$ 2,319,444

1	9	10	11	12	13	14
Item Number	Current Year Interest Expense Recognized	Life-to-Date Interest Expense Recognized	Current Year Interest Offset *(not including amount paid to 3rd party liquidly provider)	Current Year Principal Paid	Life-to-Date Principal Paid	Date of Maturity
1001	\$ 2,569,444	\$ 41,027,577	0.000%	\$ -	\$ -	1/4/2036
Total	\$ 2,569,444	\$ 41,027,577	XXX	\$ -	\$ -	XXX

1	15	16	17	18	19
Item Number	Are Surplus Note Payments contractually linked (Y/N)	Payments subject to admin. offsetting provision (Y/N)	Were proceeds used to purchase assets directly from holder of the note (Y/N)	Is Asset Issuer a Related Party (Y/N)	Type of Assets Received Upon Issuance
1001	Yes	No	No	No	Cash
Total	XXX	XXX	XXX	XXX	XXX

1	20	21	22
Item Number	Principal Amount of Assets Received Upon Issuance	Book Adjusted Carrying Value of Asset	Is Liquidly Source a Related Party to Surlus Note Issuer(Y/N)
1001	\$ -	\$ -	No
Total	\$ -	\$ -	XXX

The surplus note has the following repayment conditions and restrictions: any payment of principal or interest may be made only with the prior written approval of the Director of the Department of Insurance of the State of Illinois, with the approval of the Company's Board of Directors and only out of the Company's surplus in excess of the minimum amount required under Illinois law. The Company's obligations under this surplus note are subordinate to all claims of policyholders and general creditors of the Company, other than any future holder of a surplus note of the Company or of indebtedness which is expressly subordinated to such obligations.

- L-M. Not applicable.

NOTES TO FINANCIAL STATEMENTS14. LIABILITIES, CONTINGENCIES AND ASSESSMENTS

- A-B. Not applicable.
- E. The Company has no material gain contingencies.
- D. During the six months ended June 30, 2024, the Company did not make any payments related to extra-contractual obligations or bad faith claims stemming from lawsuits.
- F. Not applicable.
- G. All Other Contingencies

In the course of its business, the Company is a party to other litigation and proceedings, primarily involving its insurance operations. In some cases, these proceedings entail claims against the Company for punitive damages and similar types of relief. The ultimate disposition of such pending litigation and proceedings is not expected to have a material adverse effect on the Company's results of operations, liquidity, or financial condition.

15. LEASES No significant change.16. INFORMATION ABOUT FINANCIAL INSTRUMENTS WITH OFF-BALANCE SHEET RISK AND FINANCIAL INSTRUMENTS WITH CONCENTRATIONS OF CREDIT RISK

- (1) The table below summarizes the face amount of the Company's financial instruments with off-balance sheet risk.

	Assets		Liabilities	
	June 30, 2024	December 31, 2023	June 30, 2024	December 31, 2023
a. Forwards	\$ 1,275,092	\$ 74,118	\$ 2,759,484	\$ 17,901,855
b. Futures	1,772,000	827,250	-	-
c. Options	184,236,240	154,946,136	-	-
d. Swaps	-	2,591,450	58,910,153	28,009,360
e. Total	<u>\$ 187,283,332</u>	<u>\$ 158,438,954</u>	<u>\$ 61,669,637</u>	<u>\$ 45,911,215</u>

- (2)-(4) Derivative instruments have off-balance sheet risk. The notional value, market value exposure, counterparty and other trade terms are available in schedule DB for each individual derivative contract. For discussions on credit risk, market risk, cash requirements and accounting policy, please see Note 8 – Derivative Instruments.

17. SALE, TRANSFER AND SERVICING OF FINANCIAL ASSETS AND EXTINGUISHMENT OF LIABILITIES

- A. Not applicable.
- B. During 2023, the Company began utilizing Tender Option Bond Trust ("TOBT") structures for the purpose of short-term financing, which are accounted for as secured borrowings in accordance with SSAP 103R. As of June 30, 2024, the Company had \$137.3 million of fixed-rate long-term municipal bonds deposited into a series of TOBTs. These municipal bonds are held as bonds on the statements of admitted assets, liabilities, and capital and surplus and considered collateral. The TOBTs have issued a class of short-term floating rate beneficial interests to third party investors which are accounted for as payables on the statements of admitted assets, liabilities, and capital and surplus in the amount of \$98.4 million.
- C. Not applicable.

18. GAIN OR LOSS TO THE REPORTING ENTITY FROM UNINSURED PLANS AND THE UNINSURED PORTION OF PARTIALLY INSURED PLANS Not applicable.19. DIRECT PREMIUM WRITTEN/PRODUCED BY MGA'S AND TPA'S No significant change.

NOTES TO FINANCIAL STATEMENTS

20. FAIR VALUE MEASUREMENTS

- A. The methodologies and valuation techniques used by the Company to value those of its assets, which are measured at fair value are described below.

Instruments included in bonds include mortgage-backed and corporate securities, U.S. Treasury and other U.S. government guaranteed securities, securities issued by U.S. government-sponsored enterprises, and obligations of U.S. states, municipalities and political subdivisions. The market liquidity of each security is taken into consideration in the valuation technique used to value such security. For securities where market transactions involving identical or comparable assets generate

sufficient relevant information, the Company employs a market approach to valuation. If sufficient information is not generated from market transactions involving identical or comparable assets, the Company uses an income approach to valuation.

The majority of the instruments included as bonds are valued utilizing observable inputs; accordingly, they are categorized in either Level 1 or Level 2 of the fair value hierarchy described below. However, in instances where significant inputs utilized are unobservable, the securities are categorized in Level 3 of the fair value hierarchy.

The inputs used in the valuation techniques employed by the Company are provided by nationally recognized pricing services, external investment managers and internal resources. To assess these inputs, the Company's review process includes, but is not limited to, quantitative analysis including benchmarking, initial and ongoing evaluations of methodologies used by external parties to calculate fair value, and ongoing evaluations of fair value estimates based on the Company's knowledge and monitoring of market conditions.

The levels are categorized as follows:

Level 1 - Valuation is based upon quoted prices for identical assets or liabilities in active markets. Level 1 fair value is not subject to valuation adjustments or block discounts.

Level 2 - Valuation is based upon quoted prices for similar assets or liabilities in active markets or quoted prices for identical or similar instruments in markets that are not active. In addition, a company may use various valuation techniques or pricing models that use observable inputs to measure fair value.

Level 3 - Valuation is generated from techniques in which one or more of the significant inputs for valuing such assets or liabilities are not observable. These inputs may reflect the Company's best estimates of the various assumptions that market participants would use in valuing the financial assets and financial liabilities.

Other investments held at fair value primarily consist of common stock, currency forwards and purchased option contracts. For private equity investments, since quoted market prices are not available, the transaction price is used as the best estimate of fair value at inception. When evidence is believed to support a change to the carrying value from the transaction price, adjustments are made to reflect expected exit values. Ongoing reviews by Company management are based on assessments of each underlying investment, and the inputs utilized in these reviews include, among other things, the evaluation of financing and sale transactions with third parties, expected cash flows, material events and market-based information. These investments are included in Level 3 of the fair value hierarchy.

NOTES TO FINANCIAL STATEMENTS

(1) Assets measured at fair value are summarized below:

	As of June 30, 2024			
	Level 1	Level 2	Level 3	Total
a) Assets at fair value				
Bonds:				
Industrial and miscellaneous	\$ -	\$ 38,821,356	\$ 2,557	\$ 38,823,913
Total Bonds:	-	38,821,356	2,557	38,823,913
Common Stock:				
Industrial and miscellaneous	7,267,942	-	32,545,117	39,813,059
Total Common Stock:	7,267,942	-	32,545,117	39,813,059
Preferred stock:				
Industrial and miscellaneous	226,453	-	3,795,889	4,022,342
Total Preferred Stock:	226,453	-	3,795,889	4,022,342
Other Long Term Assets:	-	112,869,953	-	112,869,953
Derivatives:	1,772,000	1,275,092	184,236,240	187,283,332
Other Assets:				
Separate account assets	111,019,208	-	190,121,933	301,141,141
Total Assets at Fair Value	\$ 120,285,603	\$ 152,966,401	\$ 410,701,736	\$ 683,953,740
b) Liabilities at fair value				
Derivatives	\$ -	\$ (61,669,637)	\$ -	\$ (61,669,637)
Total Liabilities at fair value	\$ -	\$ (61,669,637)	\$ -	\$ (61,669,637)

	As of December 31, 2023			
	Level 1	Level 2	Level 3	Total
a) Assets at fair value				
Bonds:				
Industrial and miscellaneous	\$ -	\$ 36,751,074	\$ 4,983	\$ 36,756,057
Total Bonds:	-	36,751,074	4,983	36,756,057
Common Stock:				
Industrial and miscellaneous	27,434,551	-	30,489,331	57,923,882
Total Common Stock:	27,434,551	-	30,489,331	57,923,882
Preferred stock:				
Industrial and miscellaneous	225,287	-	810,759	1,036,046
Total Preferred Stock:	225,287	-	810,759	1,036,046
Other Long Term Assets:	-	137,961,003	7,527,158	145,488,161
Derivatives:	827,250	2,665,568	154,946,136	158,438,954
Other Assets:				
Separate account assets	95,502,131	-	184,311,829	279,813,960
Total Assets at Fair Value	\$ 123,989,219	\$ 177,377,645	\$ 378,090,196	\$ 679,457,060
b) Liabilities at fair value				
Derivatives	\$ -	\$ (45,911,214)	\$ -	\$ (45,911,214)
Total Liabilities at fair value	\$ -	\$ (45,911,214)	\$ -	\$ (45,911,214)

NOTES TO FINANCIAL STATEMENTS

(2)-(3) The following table provides reconciliations for Level 3 assets measured at fair value. Transfers into Level 3 are recognized as of the end of the period. There were no significant transfers between Level 1 and Level 2.

Level 3 Rollforward	As of June 30, 2024							Balance at June 30, 2024
	Balance at January 1, 2024	Total gains and (losses) included in income	Total gains and (losses) included in surplus	Purchases	Sales	Transfer to Level 3	Transfer out of Level 3	
a) Assets								
Bonds	4,983	-	(2,426)	-	-	-	-	2,557
Common Stock	30,489,331	(1,066,601)	838,733	4,529,552	(2,218,909)	-	(26,989)	32,545,117
Preferred Stock	810,759	815,016	310,990	3,053,355	(1,194,231)	-	-	3,795,889
Other Long Term Assets	7,527,158	(83,122)	385,636	-	-	-	(7,829,672)	-
Derivatives	154,946,136	56,600,339	25,864,226	54,672,679	(107,847,140)	-	-	184,236,240
Separate account	184,311,829	9,959,905	-	10,061,115	(14,210,916)	-	-	190,121,933
Total Assets	\$ 378,090,196	\$ 66,225,537	\$ 27,397,159	\$ 72,316,701	\$ (125,471,196)	\$ -	\$ (7,856,661)	\$ 410,701,736

(4)-(5) Not applicable.

B. Not applicable.

C. The carrying values and estimated fair values of certain of the Company's financial instruments not recorded at fair value in the consolidated balance sheets are shown below. Because fair values for all balance sheet items are not required to be disclosed, the aggregate fair value amounts presented below are not reflective of the underlying value of the Company.

Type of Financial Instrument	As of June 30, 2024						Not Practicable (Carrying Value)
	Aggregate Fair Value	Admitted Assets	Level 1	Level 2	Level 3		
Assets:							
Bonds	\$ 11,964,502,403	\$ 12,377,891,227	\$ 177,801,806	\$ 9,479,274,320	\$ 2,307,426,277	\$ -	-
Common stock	56,745,000	56,745,000	-	-	-	56,745,000	-
Preferred stock	31,454,295	31,634,320	31,454,295	-	-	-	-
Mortgage loans	9,183,965,176	9,207,559,294	-	-	9,183,965,176	-	-
Real estate	74,968,451	74,968,451	-	-	74,968,451	-	-
Cash, cash equivalents and short-term investments	730,897,460	730,729,912	690,108,701	30,683,977	10,104,782	-	-
Other invested assets	301,127,893	299,917,773	-	223,746,662	381,231	77,000,000	-
Total assets	\$ 22,343,660,678	\$ 22,779,445,977	\$ 899,364,802	\$ 9,733,704,959	\$ 11,576,845,917	\$ 133,745,000	-
Liabilities:							
Policyholder account balances	\$ 15,391,868,347	\$ 15,767,705,870	\$ -	\$ -	\$ 15,391,868,347	\$ -	-
Separate account	301,141,141	301,141,141	111,019,208	-	190,121,933	-	-
Total liabilities	\$ 15,693,009,488	\$ 16,068,847,011	\$ 111,019,208	\$ -	\$ 15,581,990,280	\$ -	-

The fair values for bonds, preferred and common stocks and other invested assets have been primarily obtained from broker-dealers, asset managers, or nationally recognized pricing organizations. The carrying values for loans approximate fair values because these investments are primarily either short-term in duration or have an underlying interest rate that is variable. The Company has assessed the fair value of the loans based on a representative sample and determined that any remaining difference between the fair value and carrying value of loans is not material. There are no quoted market prices available for the Company's surplus notes.

Fair values for policyholder account balances were determined by deducting an estimate of the future profits to be realized from the business, discounted at a current interest rate, from the adjusted carrying values. Separate account liabilities are recorded at the amount credited to the contract holder, which reflects the fair value of the corresponding separate account assets, and therefore, carrying value approximates fair value.

NOTES TO FINANCIAL STATEMENTS

D. Not practicable to estimate Fair Value.

Type or Class of Financial Instrument	<u>Carrying Value</u>	<u>Effective Interest Rate</u>	<u>Maturity Date</u>	<u>Explanation</u>
Surplus Note	\$ 40,000,000	5.0%	01/4/2036	The fair value of the Company's investment in SNCC's surplus note is not practicable as a quoted market price is not available and it is financially impracticable to develop the valuation model necessary to estimate fair value.
Common Stock	\$ 56,745,000	N/A	N/A	The fair value of the Company's investment in FHLB Chicago common stock is not practicable as a quoted market price is not available and it is financially impracticable to develop the valuation model necessary to estimate fair value.
Non-collateral loan	\$ 37,000,000	N/A	N/A	The fair value of the Company's non-collateral loan is not practicable as a quoted market price is not available and it is financially impracticable to develop the valuation model necessary to estimate fair value.

21. OTHER ITEMS

A-E. Not applicable.

F. No significant change.

G-H. Not applicable.

22. EVENTS SUBSEQUENT

The Company follows Statement of Statutory Accounting Principle No. 9, Subsequent Events, which establishes general standards of accounting for and disclosure of events that occur through the balance sheet date but before financial statements are issued or are available to be issued. Financial statements are considered available to be issued when they are complete in a form and format that complies with SAP and all approvals necessary for issuance have been obtained; for example, from management and/or the board of directors. The date through which an entity has evaluated subsequent events and the basis for that date should also be disclosed. The Company has evaluated subsequent events that have occurred for recognition or disclosure through August 15, 2024, the date the June 30, 2024, financial statements were available to be issued.

23. REINSURANCE

No significant change.

24. RETROSPECTIVELY RATED CONTRACTS AND CONTRACTS SUBJECT TO REDETERMINATION

A – C. Not Applicable.

D. No significant change.

E. Not applicable.

NOTES TO FINANCIAL STATEMENTS

25.	<u>CHANGE IN INCURRED LOSSES AND LOSS ADJUSTMENT EXPENSES</u>	Not applicable.
26.	<u>INTERCOMPANY POOLING ARRANGEMENTS</u>	Not applicable.
27.	<u>STRUCTURED SETTLEMENTS</u>	Not applicable.
28.	<u>HEALTH CARE RECEIVABLES</u>	Not applicable.
29.	<u>PARTICIPATING POLICIES</u>	No significant change.
30.	<u>PREMIUM DEFICIENCY RESERVES</u>	No significant change.
31.	<u>RESERVES FOR LIFE CONTRACTS AND ANNUITY CONTRACTS</u>	No significant change.
32.	<u>ANALYSIS OF ANNUITY ACTUARIAL RESERVES AND DEPOSIT TYPE LIABILITIES BY WITHDRAWAL CHARACTERISTICS</u>	

A. Individual Annuities	(1)	(2)	(3)	(4)	(5)
	General Account	Separate Account With Guarantees	Separate Account Non Guaranteed	Total	% of Total
1. Subject to discretionary withdrawal:					
a. with fair value adjustment	\$ 7,622,145,674	\$ -	\$ -	\$ 7,622,145,674	61%
b. - at book value less current surrender charges of 5% or more	1,867,113,721	-	-	1,867,113,721	15%
c. - at fair value	-	-	-	-	0%
d. - Total with adjustment or at fair value	9,489,259,395	-	-	9,489,259,395	76%
e. - at book value without adjustment (minimal charge or adjustment)	3,067,191,613	-	-	3,067,191,613	24%
2. Not subject to discretionary withdrawal	26,246,846	-	-	26,246,846	0%
3. Total (gross: direct + assumed)	12,582,697,854	-	-	12,582,697,854	100%
4. Reinsurance ceded	(32,116,980)	-	-	(32,116,980)	
5. Total (net)*(C)-(D)	\$ 12,550,580,874	\$ -	\$ -	\$ 12,550,580,874	
6. Amount included in A(1)b above that will move to A(1)e in the year after the statement date	\$ 628,690,406	\$ -	\$ -	\$ 628,690,406	

B. Group Annuities	(1)	(2)	(3)	(4)	(5)
	General Account	Separate Account With Guarantees	Separate Account Non Guaranteed	Total	% of Total
1. Subject to discretionary withdrawal:					
a. with fair value adjustment	\$ 640,079,407	\$ -	\$ -	\$ 640,079,407	64%
b. - at book value less current surrender charges of 5% or more	3,921,977	-	-	3,921,977	1%
c. - at fair value	-	-	-	-	0%
d. - Total with adjustment or at fair value	644,001,384	-	-	644,001,384	65%
e. - at book value without adjustment (minimal charge or adjustment)	332,002,289	-	-	332,002,289	33%
2. Not subject to discretionary withdrawal	22,328,647	-	-	22,328,647	2%
3. Total (gross: direct + assumed)	998,332,320	-	-	998,332,320	100%
4. Reinsurance ceded	-	-	-	-	
5. Total (net)*(C)-(D)	\$ 998,332,320	\$ -	\$ -	\$ 998,332,320	
6. Amount included in A(1)b above that will move to A(1)e in the year after the statement date	\$ 1,122,485	\$ -	\$ -	\$ 1,122,485	

NOTES TO FINANCIAL STATEMENTS

C. Deposit-Type Contracts (no life contingencies)	(1)	(2)	(3)	(4)	(5)
	General Account	Separate Account With Guarantees	Separate Account Non Guaranteed	Total	% of Total
1. Subject to discretionary withdrawal:					
a. with fair value adjustment	\$ -	\$ -	\$ -	\$ -	0%
b. - at book value less current surrender charges of 5% or more	-	-	-	-	0%
c. - at fair value	-	-	-	-	0%
d. - Total with adjustment or at fair value	-	-	-	-	0%
e. - at book value without adjustment (minimal charge or adjustment)	-	-	-	-	-
2. Not subject to discretionary withdrawal	4,857,151,363	-	-	4,857,151,363	100%
3. Total (gross: direct + assumed)	4,857,151,363	-	-	4,857,151,363	100%
4. Reinsurance ceded	(2,638,358,686)	-	-	(2,638,358,686)	
5. Total (net)*(3)-(4)	\$ 2,218,792,677	\$ -	\$ -	\$ 2,218,792,677	
6. Amount included in C(1)b above that will move to C(1)e in the year after the statement date	\$ -	\$ -	\$ -	\$ -	-

*Reconciliation of total annuity actuarial reserves and deposit type contracts

Life & Accident & Health Annual Statement:

1. Exhibit 5, Annuities Section, Totals (net)	\$ 13,524,777,812
2. Exhibit 5, Supplementary Contracts with Life Contingencies, Totals (net)	24,135,381
3. Exhibit 7, Deposit Type Contracts, Line 14, Column 1	2,218,792,677
4. Subtotal	15,767,705,870

Separate Accounts Annual Statement:

5. Exhibit 3, Line 0299999, Column 2	-
6. Exhibit 3, Line 0399999, Column 2	-
7. Policyholder dividend and coupon accumulations	-
8. Policyholder premiums	-
9. Guaranteed interest contracts	-
10. Other contract deposit funds	-
11. Subtotal	-
12. Combined Total	\$ 15,767,705,870

NOTES TO FINANCIAL STATEMENTS33. ANALYSIS OF LIFE ACTUARIAL RESERVES AND DEPOSIT TYPE LIABILITIES BY WITHDRAWAL CHARACTERISTICS

A. Subject to discretionary withdrawal, surrender values, or policy loans:

	General Account			Separate Account		
	Account Value	Cash Value	Reserve	Account Value	Cash Value	Reserve
1. Term policies with cash value	\$ -	\$ 29,495,166	\$ 30,307,236	\$ -	\$ -	\$ -
2. Universal Life	18,648,240	18,779,451	17,021,524	-	-	-
3. Universal Life with Secondary Guarantees	-	-	-	-	-	-
4. Indexed Universal Life	-	-	-	-	-	-
5. Indexed Universal Life with Secondary Guarantees	-	-	-	-	-	-
6. Indexed Life	-	-	-	-	-	-
7. Other permanent cash value life insurance	-	2,990,476	3,284,323	-	-	-
8. Variable life	-	-	-	265,613,524	265,613,524	265,613,524
9. Variable Universal Life	-	-	-	-	-	-
10. Miscellaneous Reserves	-	-	-	-	-	-
B. Not subject to discretionary withdrawal or no cash values						
1. Term policies with cash value	XXX	XXX	9,288,880	XXX	XXX	-
2. Accidental death benefits	XXX	XXX	4,192	XXX	XXX	-
3. Disability - active lives	XXX	XXX	184,058	XXX	XXX	-
4. Disability - disabled lives	XXX	XXX	104,091,284	XXX	XXX	-
5. Miscellaneous Reserves	XXX	XXX	3,347,255	XXX	XXX	-
C. Total (gross: direct + assumed)	18,648,240	51,265,093	167,528,752	265,613,524	265,613,524	265,613,524
D. Reinsurance Ceded	(17,015,768)	(46,642,145)	(60,357,014)	-	-	-
E. Total (net) (C-D)	\$ 1,632,472	\$ 4,622,948	\$ 107,171,738	\$ 265,613,524	\$ 265,613,524	\$ 265,613,524

F.

Life & Accident & Health Annual Statement:

1. Exhibit 5, Life Insurance Section, Total (net)	\$ 13,034,719
2. Exhibit 5, Accidental Death Benefits Section, Total (net)	-
3. Exhibit 5, Disability - Active Lives Section, Total (net)	-
4. Exhibit 5, Disability - Disabled Lives Section, Total (net)	93,276,563
5. Exhibit 5, Miscellaneous Reserves Section, Total (net)	860,456
6. Subtotal	\$ 107,171,738

Separate Accounts Annual Statement

7. Exhibit 3, Line 0199999, Column 2	\$ 265,613,524
8. Exhibit 3, Line 0499999, Column 2	-
9. Exhibit 3, Line 0599999, Column 2	-
10. Subtotal (Lines 7 through 9)	265,613,524
11. Combined Total (6 and 10)	\$ 372,785,262

34. PREMIUM AND ANNUITY CONSIDERATIONS DEFERRED AND UNCOLLECTED

A. Deferred and uncollected life insurance premiums and annuity considerations as of June 30, 2024, were as follows:

TYPE	GROSS	NET OF LOADING
Ordinary Renewal	\$ 137,874	\$ 90,405
Group Life	46,110,262	39,699,656
Total	<u>\$46,248,136</u>	<u>\$39,790,061</u>

35. SEPARATE ACCOUNTS

No significant change.

36. LOSS/CLAIM ADJUSTMENT EXPENSES

No significant change.

GENERAL INTERROGATORIES

PART 1 - COMMON INTERROGATORIES

GENERAL

- 1.1 Did the reporting entity experience any material transactions requiring the filing of Disclosure of Material Transactions with the State of Domicile, as required by the Model Act? Yes [] No [X]
- 1.2 If yes, has the report been filed with the domiciliary state? Yes [] No []
- 2.1 Has any change been made during the year of this statement in the charter, by-laws, articles of incorporation, or deed of settlement of the reporting entity? Yes [] No [X]
- 2.2 If yes, date of change:
- 3.1 Is the reporting entity a member of an Insurance Holding Company System consisting of two or more affiliated persons, one or more of which is an insurer? Yes [X] No []
If yes, complete Schedule Y, Parts 1 and 1A.
- 3.2 Have there been any substantial changes in the organizational chart since the prior quarter end? Yes [] No [X]
- 3.3 If the response to 3.2 is yes, provide a brief description of those changes.
.....
- 3.4 Is the reporting entity publicly traded or a member of a publicly traded group? Yes [X] No []
- 3.5 If the response to 3.4 is yes, provide the CIK (Central Index Key) code issued by the SEC for the entity/group. 1169486
- 4.1 Has the reporting entity been a party to a merger or consolidation during the period covered by this statement? Yes [] No [X]
- 4.2 If yes, provide the name of the entity, NAIC Company Code, and state of domicile (use two letter state abbreviation) for any entity that has ceased to exist as a result of the merger or consolidation.

1	2	3
Name of Entity	NAIC Company Code	State of Domicile

5. If the reporting entity is subject to a management agreement, including third-party administrator(s), managing general agent(s), attorney-in-fact, or similar agreement, have there been any significant changes regarding the terms of the agreement or principals involved? Yes [] No [X] N/A []
If yes, attach an explanation.
.....
- 6.1 State as of what date the latest financial examination of the reporting entity was made or is being made. 12/31/2022
- 6.2 State the as of date that the latest financial examination report became available from either the state of domicile or the reporting entity. This date should be the date of the examined balance sheet and not the date the report was completed or released. 12/31/2022
- 6.3 State as of what date the latest financial examination report became available to other states or the public from either the state of domicile or the reporting entity. This is the release date or completion date of the examination report and not the date of the examination (balance sheet date). 06/28/2024
- 6.4 By what department or departments?
Illinois Department of Insurance
- 6.5 Have all financial statement adjustments within the latest financial examination report been accounted for in a subsequent financial statement filed with Departments? Yes [] No [] N/A [X]
- 6.6 Have all of the recommendations within the latest financial examination report been complied with? Yes [] No [] N/A [X]
- 7.1 Has this reporting entity had any Certificates of Authority, licenses or registrations (including corporate registration, if applicable) suspended or revoked by any governmental entity during the reporting period? Yes [] No [X]
- 7.2 If yes, give full information:
.....
- 8.1 Is the company a subsidiary of a bank holding company regulated by the Federal Reserve Board? Yes [] No [X]
- 8.2 If response to 8.1 is yes, please identify the name of the bank holding company.
.....
- 8.3 Is the company affiliated with one or more banks, thrifts or securities firms? Yes [] No [X]
- 8.4 If response to 8.3 is yes, please provide below the names and location (city and state of the main office) of any affiliates regulated by a federal regulatory services agency [i.e. the Federal Reserve Board (FRB), the Office of the Comptroller of the Currency (OCC), the Federal Deposit Insurance Corporation (FDIC) and the Securities Exchange Commission (SEC)] and identify the affiliate's primary federal regulator.

1	2	3	4	5	6
Affiliate Name	Location (City, State)	FRB	OCC	FDIC	SEC

GENERAL INTERROGATORIES

- 9.1 Are the senior officers (principal executive officer, principal financial officer, principal accounting officer or controller, or persons performing similar functions) of the reporting entity subject to a code of ethics, which includes the following standards? Yes No
- (a) Honest and ethical conduct, including the ethical handling of actual or apparent conflicts of interest between personal and professional relationships;
- (b) Full, fair, accurate, timely and understandable disclosure in the periodic reports required to be filed by the reporting entity;
- (c) Compliance with applicable governmental laws, rules and regulations;
- (d) The prompt internal reporting of violations to an appropriate person or persons identified in the code; and
- (e) Accountability for adherence to the code.
- 9.11 If the response to 9.1 is No, please explain:
.....
- 9.2 Has the code of ethics for senior managers been amended? Yes No
- 9.21 If the response to 9.2 is Yes, provide information related to amendment(s).
.....
- 9.3 Have any provisions of the code of ethics been waived for any of the specified officers? Yes No
- 9.31 If the response to 9.3 is Yes, provide the nature of any waiver(s).
.....

FINANCIAL

- 10.1 Does the reporting entity report any amounts due from parent, subsidiaries or affiliates on Page 2 of this statement? Yes No
- 10.2 If yes, indicate any amounts receivable from parent included in the Page 2 amount: \$ 0

INVESTMENT

- 11.1 Were any of the stocks, bonds, or other assets of the reporting entity loaned, placed under option agreement, or otherwise made available for use by another person? (Exclude securities under securities lending agreements.) Yes No
- 11.2 If yes, give full and complete information relating thereto:
.....
12. Amount of real estate and mortgages held in other invested assets in Schedule BA: \$ 162,318,860
13. Amount of real estate and mortgages held in short-term investments: \$
- 14.1 Does the reporting entity have any investments in parent, subsidiaries and affiliates? Yes No
- 14.2 If yes, please complete the following:
- | | 1
Prior Year-End
Book/Adjusted
Carrying Value | 2
Current Quarter
Book/Adjusted
Carrying Value |
|---|--|---|
| 14.21 Bonds | \$ 0 | \$ |
| 14.22 Preferred Stock | \$ 0 | \$ |
| 14.23 Common Stock | \$ 490,628,786 | \$ 486,531,408 |
| 14.24 Short-Term Investments | \$ 0 | \$ |
| 14.25 Mortgage Loans on Real Estate | \$ 0 | \$ |
| 14.26 All Other | \$ 208,510,840 | \$ 239,318,860 |
| 14.27 Total Investment in Parent, Subsidiaries and Affiliates (Subtotal Lines 14.21 to 14.26) | \$ 699,139,626 | \$ 725,850,268 |
| 14.28 Total Investment in Parent included in Lines 14.21 to 14.26 above | \$ 151,538,198 | \$ 210,757,114 |
- 15.1 Has the reporting entity entered into any hedging transactions reported on Schedule DB? Yes No
- 15.2 If yes, has a comprehensive description of the hedging program been made available to the domiciliary state? Yes No N/A
- If no, attach a description with this statement.
.....
16. For the reporting entity's security lending program, state the amount of the following as of the current statement date:
- 16.1 Total fair value of reinvested collateral assets reported on Schedule DL, Parts 1 and 2. \$ 0
- 16.2 Total book/adjusted carrying value of reinvested collateral assets reported on Schedule DL, Parts 1 and 2 \$ 0
- 16.3 Total payable for securities lending reported on the liability page. \$ 0

STATEMENT AS OF JUNE 30, 2024 OF THE Reliance Standard Life Insurance Company
GENERAL INTERROGATORIES

17. Excluding items in Schedule E - Part 3 - Special Deposits, real estate, mortgage loans and investments held physically in the reporting entity's offices, vaults or safety deposit boxes, were all stocks, bonds and other securities, owned throughout the current year held pursuant to a custodial agreement with a qualified bank or trust company in accordance with Section 1, III - General Examination Considerations, F. Outsourcing of Critical Functions, Custodial or Safekeeping Agreements of the NAIC Financial Condition Examiners Handbook? Yes [X] No []
- 17.1 For all agreements that comply with the requirements of the NAIC Financial Condition Examiners Handbook, complete the following:

1 Name of Custodian(s)	2 Custodian Address
BNY Mellon Trust Company of Illinois	2 North LaSalle Street Suite 1020, Chicago, Illinois 60602

- 17.2 For all agreements that do not comply with the requirements of the NAIC Financial Condition Examiners Handbook, provide the name, location and a complete explanation:

1 Name(s)	2 Location(s)	3 Complete Explanation(s)

- 17.3 Have there been any changes, including name changes, in the custodian(s) identified in 17.1 during the current quarter? Yes [] No [X]

- 17.4 If yes, give full information relating thereto:

1 Old Custodian	2 New Custodian	3 Date of Change	4 Reason

- 17.5 Investment management – Identify all investment advisors, investment managers, broker/dealers, including individuals that have the authority to make investment decisions on behalf of the reporting entity. For assets that are managed internally by employees of the reporting entity, note as such. ["...that have access to the investment accounts"; "...handle securities"]

1 Name of Firm or Individual	2 Affiliation
abrdrn INC.	U.....
ACORE Capital, LP	U.....
ACRES Capital, LLC	U.....
Allspring Global Investments	U.....
Delphi Capital Management, Inc.	A.....
Balbec Capital LP	U.....
CBF-D Manager, LLC	U.....
CQS (US), LLC	U.....
DoubleLine Capital, LP	U.....
Eagle Point Credit Management	U.....
EARNEST Partner Limited, LLC	U.....
Ellington Global Asset Management, LLC	U.....
Flaherty & Crumrine Incorporated	U.....
GC Advisors, LLC	U.....
Guggenheim Partners Asset Management, LLC	U.....
Verde Asset Management	U.....
H.I.G. Capital, LLC	U.....
Highbridge Principal Strategies, LLC	U.....
J.P. Morgan Investment Management, Inc	U.....
Kayne Senior Credit II Manager, L.P.	U.....
RCG Longview Management, LLC	U.....
Oceanview Asset Management, LLC	U.....
PGIM, INC.	U.....
Polpo Capital Management LLC	U.....
Prophet Capital Asset Management, LP	U.....
Reams Asset Management	U.....
Serone Capital Management, LLP	U.....
SIT Fixed Income Advisors II, LLC	U.....
TCW ASSET MANAGEMENT COMPANY LLC	U.....
Tennenbaum Capital Partners, LLC	U.....
Western Asset Management Company	U.....

- 17.5097 For those firms/individuals listed in the table for Question 17.5, do any firms/individuals unaffiliated with the reporting entity (i.e. designated with a "U") manage more than 10% of the reporting entity's invested assets?..... Yes [X] No []

- 17.5098 For firms/individuals unaffiliated with the reporting entity (i.e. designated with a "U") listed in the table for Question 17.5, does the total assets under management aggregate to more than 50% of the reporting entity's invested assets?..... Yes [X] No []

- 17.6 For those firms or individuals listed in the table for 17.5 with an affiliation code of "A" (affiliated) or "U" (unaffiliated), provide the information for the table below.

1 Central Registration Depository Number	2 Name of Firm or Individual	3 Legal Entity Identifier (LEI)	4 Registered With	5 Investment Management Agreement (IMA) Filed
111069	abrdrn INC.	549300RU316J568TLL50	Securities Exchange Commission	NO.....
175054	ACORE Capital, LP	N/A	Securities Exchange Commission	DS.....
281190	ACRES Capital, LLC	N/A	Securities Exchange Commission	NO.....
104973	Allspring Global Investments	549300B3H21002L85190	Securities Exchange Commission	NO.....
N/A	Delphi Capital Management, Inc.	549300LALC1WP300QJ68	Securities Exchange Commission	DS.....
284363	Balbec Capital LP	549300ZNG81UFU0CB396	Securities Exchange Commission	NO.....
152175	CBF-D Manager, LLC	N/A	Securities Exchange Commission	NO.....
147329	CQS (US), LLC	549300QMI0ECON1FZZ53	Securities Exchange Commission	NO.....
N/A	DoubleLine Capital, LP	549300AQK63ZYRYGH003	Securities Exchange Commission	DS.....
N/A	Eagle Point Credit Management	549300JTV07DRG00U053	Securities Exchange Commission	NO.....
107926	EARNEST Partner Limited, LLC	N/A	Securities Exchange Commission	NO.....

STATEMENT AS OF JUNE 30, 2024 OF THE Reliance Standard Life Insurance Company

1	2	3	4	5
Central Registration Depository Number	Name of Firm or Individual	Legal Entity Identifier (LEI)	Registered With	Investment Management Agreement (IMA) Filed
141772	Ellington Global Asset Management, LLC	549300JEQZ8UWFFYP055	Securities Exchange Commission	NO.....
15499	Flaherty & Crumrine Incorporated	N/A	Securities Exchange Commission	NO.....
N/A	GC Advisors, LLC	N/A	Securities Exchange Commission	NO.....
137432	Guggenheim Partners Asset Management, LLC	549300XWQLVNUK615E79	Securities Exchange Commission	NO.....
171608	Verde Asset Management	54930038E40EW4ROCF13	Securities Exchange Commission	NO.....
160711	H.I.G. Capital, LLC	N/A	Securities Exchange Commission	NO.....
282125	Highbridge Principal Strategies, LLC	5493001W7540H8HMH8F38	Securities Exchange Commission	NO.....
107038	J.P. Morgan Investment Management, Inc	549300W78QHV4XMM6K69	Securities Exchange Commission	NO.....
104536	Kayne Senior Credit II Manager, L.P.	5493001WLH6CGZ0JVX22	Securities Exchange Commission	NO.....
165252	RCG Longview Management, LLC	N/A	Securities Exchange Commission	NO.....
157053	Oceanview Asset Management, LLC	2549000HWPWK8S1FY179	Securities Exchange Commission	NO.....
105676	PGIM, INC.	5493009SX8QJBZY1GB87	Securities Exchange Commission	NO.....
323907	Polpo Capital Management LLC	2549009PU43L2C1XJJ40	Securities Exchange Commission	NO.....
150683	Prophet Capital Asset Management, LP	5493008GXEU8NXVCP011	Securities Exchange Commission	NO.....
111787	Reams Asset Management	DZ466HY86D4U5HRY0D72	Securities Exchange Commission	DS.....
174288	Serone Capital Management, LLP	549300RMOXXJ6MSE075	Securities Exchange Commission	NO.....
105725	SIT Fixed Income Advisors II, LLC	N/A	Securities Exchange Commission	NO.....
105742	TCW ASSET MANAGEMENT COMPANY LLC	549300LFK257DF2RVN05	Securities Exchange Commission	NO.....
113203	Tennenbaum Capital Partners, LLC	N/A	Securities Exchange Commission	NO.....
110441	Western Asset Management Company	N/A	Securities Exchange Commission	DS.....

18.1 Have all the filing requirements of the Purposes and Procedures Manual of the NAIC Investment Analysis Office been followed? Yes [X] No []

18.2 If no, list exceptions:
.....

19. By self-designating 5GI securities, the reporting entity is certifying the following elements for each self-designated 5GI security:
a. Documentation necessary to permit a full credit analysis of the security does not exist or an NAIC CRP credit rating for an FE or PL security is not available.
b. Issuer or obligor is current on all contracted interest and principal payments.
c. The insurer has an actual expectation of ultimate payment of all contracted interest and principal.
Has the reporting entity self-designated 5GI securities? Yes [X] No []

20. By self-designating PLGI securities, the reporting entity is certifying the following elements of each self-designated PLGI security:
a. The security was purchased prior to January 1, 2018.
b. The reporting entity is holding capital commensurate with the NAIC Designation reported for the security.
c. The NAIC Designation was derived from the credit rating assigned by an NAIC CRP in its legal capacity as a NRSRO which is shown on a current private letter rating held by the insurer and available for examination by state insurance regulators.
d. The reporting entity is not permitted to share this credit rating of the PL security with the SVO.
Has the reporting entity self-designated PLGI securities? Yes [] No [X]

21. By assigning FE to a Schedule BA non-registered private fund, the reporting entity is certifying the following elements of each self-designated FE fund:
a. The shares were purchased prior to January 1, 2019.
b. The reporting entity is holding capital commensurate with the NAIC Designation reported for the security.
c. The security had a public credit rating(s) with annual surveillance assigned by an NAIC CRP in its legal capacity as an NRSRO prior to January 1, 2019.
d. The fund only or predominantly holds bonds in its portfolio.
e. The current reported NAIC Designation was derived from the public credit rating(s) with annual surveillance assigned by an NAIC CRP in its legal capacity as an NRSRO.
f. The public credit rating(s) with annual surveillance assigned by an NAIC CRP has not lapsed.
Has the reporting entity assigned FE to Schedule BA non-registered private funds that complied with the above criteria? Yes [X] No []

GENERAL INTERROGATORIES

PART 2 - LIFE AND ACCIDENT AND HEALTH COMPANIES/FRATERNAL BENEFIT SOCIETIES

Life and Accident Health Companies/Fraternal Benefit Societies:

1. Report the statement value of mortgage loans at the end of this reporting period for the following categories: 1
Amount
- 1.1 Long-Term Mortgages In Good Standing
- 1.11 Farm Mortgages \$
- 1.12 Residential Mortgages \$ 3,109,183,449
- 1.13 Commercial Mortgages \$ 5,049,807,538
- 1.14 Total Mortgages in Good Standing \$ 8,158,990,987
- 1.2 Long-Term Mortgages In Good Standing with Restructured Terms
- 1.21 Total Mortgages in Good Standing with Restructured Terms..... \$ 106,279,433
- 1.3 Long-Term Mortgage Loans Upon which Interest is Overdue more than Three Months
- 1.31 Farm Mortgages \$
- 1.32 Residential Mortgages \$ 60,452,184
- 1.33 Commercial Mortgages \$ 727,369,741
- 1.34 Total Mortgages with Interest Overdue more than Three Months \$ 787,821,925
- 1.4 Long-Term Mortgage Loans in Process of Foreclosure
- 1.41 Farm Mortgages \$
- 1.42 Residential Mortgages \$ 39,305,998
- 1.43 Commercial Mortgages \$ 115,160,951
- 1.44 Total Mortgages in Process of Foreclosure \$ 154,466,949
- 1.5 Total Mortgage Loans (Lines 1.14 + 1.21 + 1.34 + 1.44) (Page 2, Column 3, Lines 3.1 + 3.2) \$ 9,207,559,294
- 1.6 Long-Term Mortgages Foreclosed, Properties Transferred to Real Estate in Current Quarter
- 1.61 Farm Mortgages \$
- 1.62 Residential Mortgages \$ 429,442
- 1.63 Commercial Mortgages \$ 0
- 1.64 Total Mortgages Foreclosed and Transferred to Real Estate \$ 429,442
2. Operating Percentages:
- 2.1 A&H loss percent 60.200 %
- 2.2 A&H cost containment percent 1.900 %
- 2.3 A&H expense percent excluding cost containment expenses 31.600 %
- 3.1 Do you act as a custodian for health savings accounts? Yes [] No [X]
- 3.2 If yes, please provide the amount of custodial funds held as of the reporting date \$
- 3.3 Do you act as an administrator for health savings accounts? Yes [] No [X]
- 3.4 If yes, please provide the balance of the funds administered as of the reporting date \$
4. Is the reporting entity licensed or chartered, registered, qualified, eligible or writing business in at least two states? Yes [X] No []
- 4.1 If no, does the reporting entity assume reinsurance business that covers risks residing in at least one state other than the state of domicile of the reporting entity? Yes [] No []

Fraternal Benefit Societies Only:

- 5.1 In all cases where the reporting entity has assumed accident and health risks from another company, provisions should be made in this statement on account of such reinsurances for reserve equal to that which the original company would have been required to establish had it retained the risks. Has this been done? Yes [] No [] N/A []
- 5.2 If no, explain:
.....
- 6.1 Does the reporting entity have outstanding assessments in the form of liens against policy benefits that have increased surplus? Yes [] No []
- 6.2 If yes, what is the date(s) of the original lien and the total outstanding balance of liens that remain in surplus?

Date	Outstanding Lien Amount
.....

STATEMENT AS OF JUNE 30, 2024 OF THE Reliance Standard Life Insurance Company
SCHEDULE T - PREMIUMS AND ANNUITY CONSIDERATIONS

Current Year To Date - Allocated by States and Territories

	1	Life Contracts		Direct Business Only			7
		2	3	4	5	6	
States, Etc.	Active Status (a)	Life Insurance Premiums	Annuity Considerations	Accident and Health Insurance Premiums, Including Policy, Membership and Other Fees	Other Considerations	Total Columns 2 Through 5	Deposit-Type Contracts
1. Alabama	AL	L	3,205,984	56,187,133	5,480,261	64,873,378	
2. Alaska	AK	L	345,476	2,046,662	389,962	2,782,100	
3. Arizona	AZ	L	4,659,216	15,363,798	17,193,200	37,216,214	
4. Arkansas	AR	L	791,570	19,334,498	1,946,301	22,072,369	
5. California	CA	L	30,035,980	121,500,067	63,199,865	214,735,912	
6. Colorado	CO	L	4,385,944	20,126,229	11,919,436	36,431,609	
7. Connecticut	CT	L	10,910,907	64,722,649	10,773,752	86,407,308	
8. Delaware	DE	L	2,242,145	11,354,223	3,545,699	17,142,067	100,000,000
9. District of Columbia	DC	L	1,210,450	56,106	2,368,632	3,635,188	
10. Florida	FL	L	18,251,643	191,201,901	38,632,797	248,086,341	
11. Georgia	GA	L	6,061,528	54,470,536	13,262,923	73,794,987	
12. Hawaii	HI	L	1,182,532	29,738,191	1,744,341	32,665,064	
13. Idaho	ID	L	650,019	3,671,513	2,471,982	6,793,514	
14. Illinois	IL	L	18,205,967	78,206,484	21,129,681	117,542,132	1,375,000,000
15. Indiana	IN	L	9,560,675	77,446,831	23,120,636	110,128,142	
16. Iowa	IA	L	6,236,649	27,704,489	9,209,805	43,150,943	
17. Kansas	KS	L	3,473,150	4,905,182	6,244,788	14,623,120	
18. Kentucky	KY	L	7,815,586	28,788,772	11,355,598	47,959,956	
19. Louisiana	LA	L	3,567,368	36,741,091	11,125,033	51,433,492	
20. Maine	ME	L	1,053,408	8,677,663	2,468,392	12,199,463	
21. Maryland	MD	L	7,324,401	29,983,924	11,403,196	48,711,521	
22. Massachusetts	MA	L	21,966,125	135,405,719	45,471,661	202,843,505	
23. Michigan	MI	L	13,728,066	103,690,370	16,601,254	134,019,690	
24. Minnesota	MN	L	2,372,340	46,728,931	17,968,918	67,070,189	
25. Mississippi	MS	L	530,757	31,325,139	1,554,333	33,410,229	
26. Missouri	MO	L	6,126,379	25,783,243	11,240,299	43,149,921	
27. Montana	MT	L	295,603	4,329,094	452,462	5,077,159	
28. Nebraska	NE	L	2,502,319	7,279,554	4,812,053	14,593,926	
29. Nevada	NV	L	661,899	4,517,077	1,114,077	6,293,053	
30. New Hampshire	NH	L	1,732,965	33,875,559	2,565,370	38,173,894	
31. New Jersey	NJ	L	12,598,297	197,067,643	18,960,548	228,626,488	
32. New Mexico	NM	L	721,099	2,307,156	1,254,480	4,282,735	
33. New York	NY	N	10,950	1,750	140,635	153,335	
34. North Carolina	NC	L	4,273,913	91,105,942	7,044,886	102,424,741	
35. North Dakota	ND	L	240,301	5,800,391	892,165	6,932,857	
36. Ohio	OH	L	9,106,320	107,164,179	18,285,700	134,556,199	
37. Oklahoma	OK	L	1,729,423	8,381,834	2,032,240	12,143,497	
38. Oregon	OR	L	1,190,907	13,398,473	4,848,649	19,438,029	
39. Pennsylvania	PA	L	20,682,754	239,150,739	33,620,650	293,454,143	
40. Rhode Island	RI	L	606,806	68,262,365	785,444	69,654,615	
41. South Carolina	SC	L	1,661,537	44,847,644	4,394,708	50,903,889	
42. South Dakota	SD	L	823,790	5,422,912	2,050,995	8,297,697	
43. Tennessee	TN	L	14,116,850	78,956,694	31,518,033	124,591,577	
44. Texas	TX	L	14,275,821	62,997,599	33,844,693	111,118,113	
45. Utah	UT	L	2,514,298	7,140,832	2,193,376	11,848,506	
46. Vermont	VT	L	1,684,357	4,085,096	4,157,920	9,927,373	
47. Virginia	VA	L	10,663,024	54,002,438	19,753,521	84,418,983	
48. Washington	WA	L	8,752,584	18,366,363	15,758,683	42,877,630	
49. West Virginia	WV	L	199,850	28,833,026	627,204	29,660,080	
50. Wisconsin	WI	L	9,345,942	78,348,151	19,782,890	107,476,983	
51. Wyoming	WY	L	529,837	2,702,613	787,767	4,020,217	
52. American Samoa	AS	N	0	0	0	0	
53. Guam	GU	L	0	0	0	0	
54. Puerto Rico	PR	L	65	8,955,359	444	8,955,868	
55. U.S. Virgin Islands	VI	L	4,456	0	7,127	11,583	
56. Northern Mariana Islands	MP	N	0	0	0	0	
57. Canada	CAN	N	0	0	0	0	
58. Aggregate Other Aliens	OT	XXX	0	0	0	0	0
59. Subtotal	XXX		306,820,232	2,402,461,827	593,509,465	3,302,791,524	1,475,000,000
90. Reporting entity contributions for employee benefits plans	XXX					0	
91. Dividends or refunds applied to purchase paid-up additions and annuities	XXX		10,214			10,214	
92. Dividends or refunds applied to shorten endowment or premium paying period	XXX					0	
93. Premium or annuity considerations waived under disability or other contract provisions	XXX		64,458			64,458	
94. Aggregate or other amounts not allocable by State	XXX		0	0	0	0	0
95. Totals (Direct Business)	XXX		306,894,904	2,402,461,827	593,509,465	3,302,866,196	1,475,000,000
96. Plus Reinsurance Assumed	XXX		448,331	94,015		542,346	
97. Totals (All Business)	XXX		307,343,235	2,402,555,842	593,509,465	3,303,408,542	1,475,000,000
98. Less Reinsurance Ceded	XXX		184,530,204	301,026	33,958,494	218,789,724	
99. Totals (All Business) less Reinsurance Ceded	XXX		122,813,031	2,402,254,816	559,550,971	3,084,618,818	1,475,000,000
DETAILS OF WRITE-INS							
58001.	XXX						
58002.	XXX						
58003.	XXX						
58998. Summary of remaining write-ins for Line 58 from overflow page	XXX		0	0	0	0	0
58999. Totals (Lines 58001 through 58003 plus 58998)(Line 58 above)	XXX		0	0	0	0	0
9401.	XXX						
9402.	XXX						
9403.	XXX						
9498. Summary of remaining write-ins for Line 94 from overflow page	XXX		0	0	0	0	0
9499. Totals (Lines 9401 through 9403 plus 9498)(Line 94 above)	XXX		0	0	0	0	0

(a) Active Status Counts:

- | | | | |
|--|----|--|---|
| 1. L - Licensed or Chartered - Licensed insurance carrier or domiciled RRG..... | 53 | 4. Q - Qualified - Qualified or accredited reinsurer..... | 0 |
| 2. R - Registered - Non-domiciled RRGs..... | 0 | 5. N - None of the above - Not allowed to write business in the state..... | 4 |
| 3. E - Eligible - Reporting entities eligible or approved to write surplus lines in the state..... | 0 | | |

SCHEDULE Y - INFORMATION CONCERNING ACTIVITIES OF INSURER MEMBERS OF A HOLDING COMPANY GROUP
PART 1 - ORGANIZATIONAL CHART

Group Name	Name of Company	Percentage Owned(*)	NAIC Company Code	State of Domicile or Port of Entry	Federal ID Number	Alien ID
Tokio Marine Holdings, Inc.				Japan		
	Tokio Marine & Nichido Fire Insurance Co., Ltd.	100.0%		Japan		AA-1580100
	TM Claims Service, Inc.	100.0%		New York	13-3382776	
	Tokio Marine North America, Inc.	100.0%		Delaware	45-2682016	
	Tokio Marine America Insurance Company	100.0%	10945	New York	13-4032666	
	Trans Pacific Insurance Company	100.0%	41238	New York	13-3118700	
	TM Specialty Insurance Company	100.0%	10738	Arizona	91-1932966	
	Tokio Marine Management, Inc.	100.0%		New York	13-2871816	
	TNUS Insurance Company	100.0%	32301	New York	20-0940754	
	TMNA Services, LLC	100.0%		Delaware	45-2682309	
	Philadelphia Consolidated Holding Corp.	100.0%		Pennsylvania	23-2202671	
	Tokio Marine Specialty Insurance Company	100.0%	23850	Delaware	23-2423138	
	Philadelphia Indemnity Insurance Company	100.0%	18058	Pennsylvania	23-1738402	
	PCHC Investment Corp.	100.0%		Delaware	51-0385989	
	Maguire Insurance Agency, Inc.	100.0%		Pennsylvania	23-1609281	
	PHLY E&S Insurance Solutions, Inc.	100.0%		Colorado	84-1181504	
	The Allen J. Flood Companies, Inc.	100.0%		New York	13-1924482	
	Select Communities Risk Purchasing Group, LLC	100.0%		Delaware	82-2604107	
	First Insurance Company of Hawaii, Ltd.	100.0%	41742	Hawaii	99-0218317	
	First Risk Management Services, Inc.	100.0%		Hawaii	13-4267947	
	First Fire and Casualty Insurance of Hawaii, Inc.	100.0%	41726	Hawaii	99-0218320	
	First Indemnity Insurance of Hawaii, Inc.	100.0%	41734	Hawaii	99-0218318	
	First Security Insurance of Hawaii, Inc.	100.0%	10938	Hawaii	99-0335740	
	J.M. Lydgate, Limited	100.0%		Hawaii	99-0046912	
	Tokio Marine GRV Re, Inc.	100.0%	11243	Oklahoma	76-0699782	
	Delphi Financial Group, Inc.	100.0%		Delaware	13-3427277	
	Reliance Standard Life Insurance Company of Texas	100.0%	66575	Texas	74-2281123	
	Reliance Standard Life Insurance Company	100.0%	68381	Illinois	36-0883760	
	First Reliance Standard Life Insurance Company	100.0%	71005	New York	13-3176850	
	Delphi Project Foundation			Pennsylvania	23-2711230	
	Insurance Dedicated Fund LLC			Delaware	36-0883760	
	Flat Rock Holdings LLC	78.9%		Delaware	27-3562945	
	Flat Rock Mortgage Investment Trust	78.9%		Delaware	27-3562945	
	Flat Rock Properties LLC	78.9%		Delaware	27-3562945	
	Quercus Mortgage Investment Trust	100.0%		Delaware		
	Riverview Mortgage Investment Trust	100.0%		Delaware		
	Standard Security Life Insurance Company of New York	100.0%	69078	New York	13-5679267	
	PEMZ 1 LLC	100.0%		Delaware		
	PEMZ 2 LLC	100.0%		Delaware		
	SIG Holdings, Inc.	100.0%		Delaware	51-0374001	
	Safety National Casualty Corporation	100.0%	15105	Missouri	43-0727872	
	Safety First Insurance Company	100.0%	11123	Illinois	43-1901552	

SCHEDULE Y - INFORMATION CONCERNING ACTIVITIES OF INSURER MEMBERS OF A HOLDING COMPANY GROUP
PART 1 - ORGANIZATIONAL CHART

Group Name	Name of Company	Percentage Owned(*)	NAIC Company Code	State of Domicile or Port of Entry	Federal ID Number	Alien ID
	Midlands Management Corporation	100.0%		Oklahoma	73-1366980	
	Midlands Claim Administrators, Inc.	100.0%		Oklahoma	73-1446969	
	Midlands Management of Texas, Inc.	100.0%		Texas	75-1298078	
	Safety National Re SPC	100.0%		Cayman Islands		AA-3770149
	Tokio Marine RSL Re PIC, Ltd.	100.0%		Cayman Islands		AA-3770493
	Safety National Re PIC 1, Ltd.	100.0%		Cayman Islands		
	Safety Specialty Insurance Company	100.0%	13815	Missouri	27-2237608	
	Insurance Data Services Corporation	100.0%		Missouri	45-3123432	
	Greenbrook LLC	100.0%		Delaware	22-3704234	
	TER I, LLC	100.0%		Delaware	52-2284613	
	PEMZ 3 LLC	100.0%		Delaware		
	Matrix Absence Management, Inc.	100.0%		Delaware	77-0493584	
	Matrix Payroll Services, Inc.	100.0%		California	77-0246850	
	Delphi Capital Management, Inc.	100.0%		Delaware	52-1658222	
	Delphi CRE Funding LLC	100.0%		Delaware	13-3427277	
	Blue Ash Investment Trust	100.0%		Delaware		
	Acorn Advisory Capital L.P.	100.0%		Delaware		
	Acorn Advisory Capital Management LLC	100.0%		Delaware		
	Build Capital Management LLC	100.0%		Delaware		
	Tyson's Corner Owner, LLC	100.0%		Delaware		
Tokio Marine	Seguradora S.A.	98.6%		Brazil		
	XS3 Seguros S.A.	49.3%		Brazil		
	Tokio Marine Serviços Ltda.	98.6%		Brazil		
	Tokio Marine & Nichido Fire Insurance Co., Ltd. - Escritorio de Representacao no Brasil Ltda.	100.0%		Brazil		
	Tokio Marine Compañía de Seguros, S.A. de C.V.	100.0%		Mexico		
	TM Claims Service Europe Limited	100.0%		UK		
	Tokio Marine Management (Australasia) Pty. Ltd.	100.0%		Australia		
	Bond and Credit Company Pty Ltd	100.0%		Australia		
	BCC Trade Credit Pty Ltd	100.0%		Australia		
	BCC Surety Pty Ltd	100.0%		Australia		
	Accident & Health International Underwriting Pty Ltd	100.0%		Australia		
	TM Claims Service Asia Pte. Limited	100.0%		Singapore		
Asia General	Holdings Limited	92.4%		Singapore		
	Tokio Marine Insurance Singapore Ltd.	92.4%		Singapore		
	Tokio Marine Life Insurance Singapore Ltd.	83.6%		Singapore		
	Tokio Marine Life Insurance Malaysia Bhd.	83.6%		Malaysia		
	Tokio Marine Financial Advisers (Singapore) Private Limited	83.6%		Singapore		
PT Tokio Marine	Life Insurance Indonesia	97.8%		Indonesia		
Tokio Marine	Kiln Group Limited	100.0%		UK		
	Tokio Marine Kiln Insurance Limited	100.0%		UK		AA-1121445
	Kiln Underwriting (510) Limited	100.0%		UK		
	R J Kiln & Co (No 2) Limited	100.0%		UK		
	WNC GP, LLC	100.0%		California		

SCHEDULE Y - INFORMATION CONCERNING ACTIVITIES OF INSURER MEMBERS OF A HOLDING COMPANY GROUP
PART 1 - ORGANIZATIONAL CHART

Group Name	Name of Company	Percentage Owned(*)	NAIC Company Code	State of Domicile or Port of Entry	Federal ID Number	Alien ID
	WNC Holding Company, LP	100.0%		Delaware		
	WNC Insurance Holding Corp.	100.0%		Delaware		
	Tokio Marine Highland Insurance Services, Inc.	100.0%		California		
	Precise Adjustments, Inc.	100.0%		Texas		
	Insurance Management Services, Inc.	100.0%		Texas		
	AMPAC Insurance Marketing, Inc.	100.0%		California		
	Wilshire National Corporation	100.0%		California		
	Kiln Underwriting Limited	100.0%		UK		
	Tokio Marine Kiln Syndicates Limited	100.0%		UK		
	TMK Syndicate 510			UK		AA-1126510
	TMK Syndicate 308			UK		
	TMK Syndicate 1880			UK		AA-1120096
	TMK Syndicate 557			UK		AA-1126557
	R J Kiln & Co (No 1) Limited	100.0%		UK		
	Tokio Marine Kiln Singapore Pte. Limited	100.0%		Singapore		
	Tokio Marine Kiln Insurance Services Limited	100.0%		UK		
	Kiln Pension Guarantee Limited	100.0%		UK		
	R J Kiln & Co (No 4) Limited	100.0%		UK		
	Tokio Marine Underwriting Limited	100.0%		UK		
	Tokio Marine Risk Management Rus, LLC	100.0%		Russia		
	The Tokio Marine & Nichido Fire Insurance Company (China) Limited	100.0%		China		
	Tokio Marine Egypt General Takaful Company	100.0%		Egypt		
	Kaf Life Insurance	25.0%		Egypt		
	Arabian Shield Cooperative Insurance Company	5.8%		Saudi Arabia		
	Allianz Hayat ve Emeklilik A.S.	11.0%		Turkey		
	HCC Insurance Holdings, Inc.	100.0%		Delaware	76-0336636	
	Illum, Inc.	100.0%		Delaware	20-3853222	
	Houston Casualty Company	100.0%	42374	Texas	74-2195939	
	U.S. Specialty Insurance Company	100.0%	29599	Texas	52-1504975	
	HCC Life Insurance Company	100.0%	92711	Indiana	35-1817054	
	US Holdings, Inc.	100.0%		Delaware	23-2445410	
	HCC Captive Solutions Company	100.0%	16805	Tennessee	83-4368150	
	Tokio Marine HCC México Compañía Afianzadora, S.A. de C.V.	100.0%		Mexico	98-1620395	
	IMT Services, LLC	100.0%		Rhode Island	11-3599814	
	IMT Services Canada Limited	100.0%		Rhode Island	98-1620112	
	NAS Insurance Services, LLC	100.0%		California	95-3952981	
	HCC Intermediate Holdings, Inc.	100.0%		Delaware	76-0585063	
	HCC Underwriting Agency Ltd.	100.0%		UK	30-0454192	
	Lloyds Syndicate 4141 TMHCC			UK		AA-1120086
	Legacy 777, LP	25.0%		Texas	48-1307787	
	Nameco (No. 808) Limited	100.0%		UK	98-1009459	
	HCC Risk Management Corporation	100.0%		Texas	75-1171384	
	HCC Service Company, Inc.	100.0%		Delaware	76-0551723	

SCHEDULE Y - INFORMATION CONCERNING ACTIVITIES OF INSURER MEMBERS OF A HOLDING COMPANY GROUP
PART 1 - ORGANIZATIONAL CHART

Group Name	Name of Company	Percentage Owned(*)	NAIC Company Code	State of Domicile or Port of Entry	Federal ID Number	Alien ID
	HCC Service Delaware, LLC	100.0%		Delaware	76-0623081	
	LDG Reinsurance Corporation	100.0%		Massachusetts	04-2810404	
	HCC Casualty Insurance Services, Inc.	100.0%		California	68-0101584	
	On Call International LLC	100.0%		Delaware	04-3373226	
	On Call International Services, LLC	100.0%		Delaware	46-0738616	
	HCC Reinsurance Company Limited	100.0%		Bermuda	76-0479419	
	HCC Re Agency Ltd.	100.0%		Bermuda	98-0388625	
	WGIL1-North Mobile LLC	100.0%		Delaware	30-1263280	
	WGIL2-MLK LLC	100.0%		Delaware	38-4174437	
	TMHCC-EMIR2 LLC	100.0%		Delaware	37-2021265	
	TMHCC Air-1 LLC	100.0%		Delaware	32-0686531	
	TMHCC Air-2 LLC	100.0%		Delaware	92-4011436	
	Avemco Corporation	100.0%		Delaware	52-0733935	
	Avemco Insurance Company	100.0%	10367	Maryland	52-0795746	
	Avemco Insurance Agency, Inc.	100.0%		Maryland	52-1008186	
	HCC Indemnity Guaranty Agency, Inc.	100.0%		New York	11-2514767	
	Tokio Marine HCC Insurance Holdings (International) Limited	100.0%		UK	98-0234131	
	Rattner Mackenzie Limited	100.0%		Jordan	98-0335106	
	HCC International Insurance Company PLC	100.0%		UK	98-0413966	
	Tokio Marine Europe S.A.	100.0%		Luxembourg	98-1424403	
	HCCI Credit Services Limited	100.0%		UK	98-0464134	
	HCC Diversificacion Y Soluciones S.L.	100.0%		Spain	98-1071873	
	Qdos Holdings Limited	100.0%		UK	98-1461265	
	Qdos Broker and Underwriting Services Limited	100.0%		UK	98-1461336	
	GCube Underwriting Limited	100.0%		UK	98-1549656	
	Renewable Energy Loss Adjusters Limited	100.0%		UK	98-1550065	
	HCC Acquisition Sub, Inc.	100.0%		New York	76-0695980	
	Professional Indemnity Agency, Inc.	100.0%		New Jersey	13-2918810	
	HCC Specialty Underwriters, Inc.	100.0%		Massachusetts	04-2748570	
	HCC Specialty Underwriters Ltd.	100.0%		Canada	98-1161736	
	MAG Acquisition Sub, Inc.	100.0%		Delaware	04-3716615	
	HCC Global Financial Products, LLC	100.0%		Delaware	06-1504568	
	Surety Associates Holding Co., Inc.	100.0%		New Mexico	93-1030249	
	American Contractors Indemnity Company	100.0%	10216	California	95-4290651	
	Occidental Services, Inc.	100.0%		Delaware	20-2465160	
	USSC Holdings, Inc.	100.0%		Maryland	43-1997476	
	United States Surety Company	100.0%	10656	Maryland	52-1976385	
	HCC Credit Group, Inc.	100.0%		New York	20-3021762	
	G.B. Kenrick & Associates, Inc.	100.0%		Michigan	38-2554454	
	HCC Public Risk Claim Service, Inc.	100.0%		Michigan	38-3002556	
	HCC Medical Insurance Services, LLC	100.0%		Wisconsin	20-3384567	
	Brooklyn Ventures, Inc.	100.0%		Delaware	47-1246008	
	Brooklyn Ventures, LLC	100.0%		Missouri	26-4114320	

SCHEDULE Y - INFORMATION CONCERNING ACTIVITIES OF INSURER MEMBERS OF A HOLDING COMPANY GROUP
PART 1 - ORGANIZATIONAL CHART

Group Name	Name of Company	Percentage Owned(*)	NAIC Company Code	State of Domicile or Port of Entry	Federal ID Number	Alien ID
	Producers Ag Insurance Group, Inc.	100.0%		Delaware	20-4103791	
	Pro Ag Transition Services, LLC	100.0%		California	35-2459750	
	Pro Ag Management, Inc.	100.0%		Illinois	37-1108576	
	Producers Agriculture Insurance Company	100.0%	34312	Texas	81-0368291	
	Crop Hail Management, Inc.	100.0%		Texas	75-1493732	
	Producers Lloyds Insurance Company		33170	Texas	75-1494452	
	Gulf Guaranty Employee Benefit Services, Inc.	100.0%		Mississippi	64-0816870	
	GCube Insurance Services, Inc.	100.0%		California	33-0718415	
	Renewable Energy Loss Adjusters, LLC	100.0%		California	81-0967581	
Privilege Underwriters, Inc.		100.0%		Delaware	84-1699173	
	PURE Insurance Company	100.0%	13204	Florida	26-3109178	
	PURE Risk Management, LLC	100.0%		Florida	20-5625284	
	PURE Programs, LLC	100.0%		Delaware	81-2312376	
	Pure Art Services, LLC	100.0%		Delaware	82-1436681	
	Privilege Underwriters Reciprocal Exchange	0%	12873	Florida	20-8287105	
	PURE Specialty Exchange	0%	17148	Arizona	30-1294858	
	PURE Specialty Risk Management, LLC	100.0%		Arizona	87-4545957	
Tokio Marine Canada Ltd.		100.0%		Canada		
Tokio Marine Newa Insurance Co., Ltd.		50.2%		Taiwan		
	Newa Insurance (Cambodia) Plc.	21.2%		Cambodia		
	Guangxin Venture Capital Co., Ltd	10.0%		Taiwan		
Tokio Marine Asia Pte. Ltd.		100.0%		Singapore		
	The Tokio Marine and Fire Insurance Company (Hong Kong) Limited	100.0%		Hong Kong		AA-5321001
	Tokio Marine Insurance Vietnam Company Limited	51.0%		Vietnam		
	Tokio Marine South East Servicing Company Limited	60.6%		Thailand		
	Tokio Marine Insurance Broker Co., Ltd.	60.6%		Thailand		
	Tokio Management Services (Thailand) Co., Ltd.	100.0%		Thailand		
	TMF Holding (Thailand) Limited	100.0%		Thailand		
	PIM Holding (Thailand) Co., Ltd.	51.0%		Thailand		
	Pannasub Co., Ltd.	100.0%		Thailand		
	Tokio Marine Life Insurance (Thailand) Public Company Limited	100.0%		Thailand		
	NHCT Holding (Thailand) Company Limited	100.0%		Thailand		
	NHCT Company Limited	100.0%		Thailand		
	Tokio Marine Safety Insurance (Thailand) Public Company Limited	99.3%		Thailand		
	Tokio Marine Insurans (Malaysia) Berhad	100.0%		Malaysia		
	PT Asuransi Tokio Marine Indonesia	80.0%		Indonesia		
	IFFCO-TOKIO General Insurance Company Limited	49.0%		India		
	IFFCO-TOKIO Insurance Services Limited	49.0%		India		
	Malayan Insurance Company, Inc.	19.4%		Philippines		
	Hollard Holdings Proprietary Limited	22.5%		South Africa		
	Hollard International Proprietary Limited	22.5%		South Africa		
	Grand Guardian Tokio Marine General Insurance Company Limited	15.0%		Myanmar		

SCHEDULE Y - INFORMATION CONCERNING ACTIVITIES OF INSURER MEMBERS OF A HOLDING COMPANY GROUP
PART 1 - ORGANIZATIONAL CHART

Group Name	Name of Company	Percentage Owned(*)	NAIC Company Code	State of Domicile or Port of Entry	Federal ID Number	Alien ID
	The Shinko Building, Ltd.	54.0%		Japan		
	Tokio Marine & Nichido Adjusting Services Co., Ltd.	100.0%		Japan		
	The Tokio Marine Claims Service Co., Ltd.	100.0%		Japan		
	Tokio Marine & Nichido Systems Co., Ltd.	100.0%		Japan		
	Tokio Marine & Nichido Anshin 110 Co., Ltd.	100.0%		Japan		
	Tokio Marine & Nichido Human Resources Academy Co., Ltd.	100.0%		Japan		
	Tokio Marine & Nichido Outsourcing Management Co., Ltd.	100.0%		Japan		
	MMC Insurance Services Co., Ltd.	95.0%		Japan		
	Kudan Insurance Services Co., Ltd.	95.0%		Japan		
	MHI Insurance Services, Ltd.	85.1%		Japan		
	Tokio Marine & Nichido Better Life Services	100.0%		Japan		
	Tokai Nichido Partners Management Co., Ltd.	100.0%		Japan		
	Tokio Marine & Nichido Partners TOKIO Co., Ltd.	100.0%		Japan		
	Tokio Marine & Nichido Partners Chugoku-Shikoku Co., Ltd.	100.0%		Japan		
	Tokio Marine & Nichido Partners Kansai Co., Ltd.	100.0%		Japan		
	Tokio Marine & Nichido Partners Hokkaido Co., Ltd.	100.0%		Japan		
	Tokio Marine & Nichido Partners Tokai-Hokuriku Co., Ltd.	100.0%		Japan		
	Tokio Marine & Nichido Partners Kyushu Co., Ltd.	100.0%		Japan		
	Tokio Marine & Nichido Partners Tohoku Co., Ltd.	100.0%		Japan		
	Tokio Marine & Nichido Partners EAST Co., Ltd.	100.0%		Japan		
	Tokio Marine & Nichido Magokoro Partners Co., Ltd.	100.0%		Japan		
	Tokio Marine & Nichido Finance Co., Ltd.	100.0%		Japan		
	Tokio Marine & Nichido Communications Co., Ltd.	100.0%		Japan		
	Tokio Marine Nichido Auto-support Center Co., Ltd.	100.0%		Japan		
	The Tokio Marine Research Institute	100.0%		Japan		
	Tokio Marine International Assistance Co., Ltd.	100.0%		Japan		
	The Mitsubishi Asset Brains Co., Ltd.	25.0%		Japan		
	MST Insurance Service Co., Ltd.	16.1%		Japan		
	Kaijyosyoji, Inc.	28.4%		Japan		
	Tokio Marine Mezzanine Co., Ltd.	100.0%		Japan		
	Tokio Marine & Nichido Anshin Consulting Co., Ltd.	100.0%		Japan		
	T&N Insurance Services Co., Ltd.	100.0%		Japan		
	Kyoei Service Inc.	63.8%		Japan		
	Tokio Marine X SAST Insurance Co., Ltd.	100.0%		Japan		
	Kyodo Jimu Chosa Service K.K.	80.0%		Japan		
Tokio Marine	Asset Management Co., Ltd.	100.0%		Japan		
	Tokio Marine Asset Management (London) Limited	100.0%		UK		
	Tokio Marine Asset Management International Pte. Ltd.	100.0%		Singapore		
	Tokio Marine Asset Management (USA) Ltd.	100.0%		NY		
	Tokio Marine Rogge Asset Management Ltd.	50.0%		UK		
	MY PRIME PROPERTY GP Inc.	100.0%		Japan		
Nisshin Fire & Marine Insurance	Co., Ltd.	100.0%		Japan		AA-1580070
	Nisshinfire Information System Co., Ltd.	100.0%		Japan		

**SCHEDULE Y - INFORMATION CONCERNING ACTIVITIES OF INSURER MEMBERS OF A HOLDING COMPANY GROUP
PART 1 - ORGANIZATIONAL CHART**

Group Name	Name of Company	Percentage Owned(*)	NAIC Company Code	State of Domicile or Port of Entry	Federal ID Number	Alien ID
	Universal Risk Solution Company, Limited	100.0%		Japan		
	Nisshin Fire Insurance Service Company, Limited	100.0%		Japan		
	Nisshin Fire Total Service Company, Limited	100.0%		Japan		
Tokio Marine & Nichido Life Insurance Co., Ltd.	Tokio Marine Anshin Agency Corporation	100.0%		Japan		AA-1580017
	Tokio Marine & Nichido Anshin Support Co.,Ltd.	100.0%		Japan		
Tokio Marine & Nichido Career Service Co., Ltd.	Tokio Marine & Nichido Facilities, Inc.	100.0%		Japan		
	Tokio Marine & Nichido Facility Service, Inc.	77.5%		Japan		
	Tokio Marine & Nichido Lec Service, Inc.	77.5%		Japan		
Tokio Marine & Nichido Medical Service Co., Ltd.		100.0%		Japan		
Tokio Marine dR Co., Ltd.		100.0%		Japan		
Tokio Marine Millea SAST Insurance Co., Ltd.		100.0%		Japan		
Tokio Marine West SAST Insurance Co., Ltd.		100.0%		Japan		
E. Design Insurance Co., Ltd.		97.9%		Japan		
Tokio Marine Business Support Co., Ltd.		100.0%		Japan		
Tokio Marine Assistance Co., Ltd.		100.0%		Japan		
Whitehealthcare Inc.		40.0%		Japan		
AlgoNaut Inc.		40.0%		Japan		
I-Resilience Corporation		30.0%		Japan		
Tokio Marine HC Business Launch Preparation Co.,Ltd.		100.0%		Japan		
Tokio Marine Resilience Co., Ltd.		100.0%		Japan		
Tokio Marine Smart Mobility Co., Ltd.		100.0%		Japan		
Tokio Marine Decarbonization Business Launch Preparation Co.,Ltd.		100.0%		Japan		

STATEMENT AS OF JUNE 30, 2024 OF THE Reliance Standard Life Insurance Company

SCHEDULE Y
PART 1A - DETAIL OF INSURANCE HOLDING COMPANY SYSTEM

1	2	3	4	5	6	7	8	9	10	11	12	13	14	15	16
Group Code	Group Name	NAIC Company Code	ID Number	Federal RSSD	CIK	Name of Securities Exchange if Publicly Traded (U.S. or International)	Names of Parent, Subsidiaries Or Affiliates	Domiciliary Location	Relationship to Reporting Entity	Directly Controlled by (Name of Entity/Person)	Type of Control (Ownership, Board, Management, Attorney-in-Fact, Influence, Other)	If Control is Ownership Provide Percentage	Ultimate Controlling Entity(ies)/Person(s)	Is an SCA Filing Required? (Yes/No)	*
					0001169486	Tokyo Stock Exchange	Tokio Marine Holdings, Inc.	JPN	UIP					NO	
			AA-1580100				Tokio Marine & Nichido Fire Insurance Co., Ltd.	JPN	UIP	Tokio Marine Holdings, Inc.	Ownership	1.000	Tokio Marine Holdings, Inc.	NO	
			13-3382776				TM Claims Service, Inc.	NY	NIA	Tokio Marine & Nichido Fire Insurance Co., Ltd.	Ownership	1.000	Tokio Marine Holdings, Inc.	NO	
			45-2682016				Tokio Marine North America, Inc.	DE	UIP	Tokio Marine North America, Inc.	Ownership	1.000	Tokio Marine Holdings, Inc.	NO	
			45-2682309				TMNA Services, LLC	DE	NIA	Tokio Marine North America, Inc.	Ownership	1.000	Tokio Marine Holdings, Inc.	NO	
3098	Tokio Marine Holdings, Inc. GRP	10945	13-4032666				Tokio Marine America Insurance Company	NY	IA	Tokio Marine North America, Inc.	Ownership	1.000	Tokio Marine Holdings, Inc.	YES	
3098	Tokio Marine Holdings, Inc. GRP	32301	20-0940754				TNUS Insurance Company	NY	IA	Tokio Marine America Insurance Company	Ownership	1.000	Tokio Marine Holdings, Inc.	NO	
3098	Tokio Marine Holdings, Inc. GRP	41238	13-3118700				Trans Pacific Insurance Company	NY	IA	Tokio Marine America Insurance Company	Ownership	1.000	Tokio Marine Holdings, Inc.	NO	
3098	Tokio Marine Holdings, Inc. GRP	10738	91-1932966				TM Specialty Insurance Company	AZ	IA	Tokio Marine America Insurance Company	Ownership	1.000	Tokio Marine Holdings, Inc.	NO	
			13-2871816				Tokio Marine Management, Inc.	NY	NIA	Tokio Marine America Insurance Company	Ownership	1.000	Tokio Marine Holdings, Inc.	NO	
3098	Tokio Marine Holdings, Inc. GRP	41742	99-0218317				First Insurance Company of Hawaii, Ltd.	HI	IA	Tokio Marine North America, Inc.	Ownership	1.000	Tokio Marine Holdings, Inc.	NO	
			13-4267947				First Risk Management Services, Inc.	HI	NIA	First Insurance Company of Hawaii, Ltd.	Ownership	1.000	Tokio Marine Holdings, Inc.	NO	
			99-0218320				First Fire and Casualty Insurance of Hawaii, Inc.	HI	IA	First Insurance Company of Hawaii, Ltd.	Ownership	1.000	Tokio Marine Holdings, Inc.	NO	
3098	Tokio Marine Holdings, Inc. GRP	41734	99-0218318				First Indemnity Insurance of Hawaii, Inc.	HI	IA	First Insurance Company of Hawaii, Ltd.	Ownership	1.000	Tokio Marine Holdings, Inc.	NO	
3098	Tokio Marine Holdings, Inc. GRP	10938	99-0335740				First Security Insurance of Hawaii, Inc.	HI	IA	First Insurance Company of Hawaii, Ltd.	Ownership	1.000	Tokio Marine Holdings, Inc.	NO	
			99-0046912				J.M. Lydgate, Limited	HI	NIA	First Insurance Company of Hawaii, Ltd.	Ownership	1.000	Tokio Marine Holdings, Inc.	NO	
			13-3427277				Delphi Financial Group, Inc.	DE	UIP	Tokio Marine & Nichido Fire Insurance Co., Ltd.	Ownership	1.000	Tokio Marine Holdings, Inc.	NO	
3098	Tokio Marine Holdings, Inc. GRP	66575	74-2281123				Reliance Standard Life Insurance Company of Texas	TX	UDP	Delphi Financial Group, Inc.	Ownership	1.000	Tokio Marine Holdings, Inc.	YES	
3098	Tokio Marine Holdings, Inc. GRP	68381	36-0883760				Reliance Standard Life Insurance Company	IL	RE	Reliance Standard Life Insurance Company of Texas	Ownership	1.000	Tokio Marine Holdings, Inc.	YES	
3098	Tokio Marine Holdings, Inc. GRP	71005	13-3176850				First Reliance Standard Life Insurance Company	NY	DS	Reliance Standard Life Insurance Company	Ownership	1.000	Tokio Marine Holdings, Inc.	NO	
			23-2711230				Delphi Project Foundation	PA	NIA	Reliance Standard Life Insurance Company	Other		Tokio Marine Holdings, Inc.	NO	
			52-2284613				TER 1, LLC	DE	NIA	Reliance Standard Life Insurance Company	Ownership	1.000	Tokio Marine Holdings, Inc.	NO	
			36-0883760				Insurance Dedicated Fund LLC	DE	NIA	Reliance Standard Life Insurance Company	Ownership	1.000	Tokio Marine Holdings, Inc.	NO	
			27-3562945				Flat Rock Holdings LLC	DE	NIA	Reliance Standard Life Insurance Company	Ownership	0.789	Tokio Marine Holdings, Inc.	NO	
			27-3562945				Flat Rock Mortgage Investment Trust	DE	NIA	Flat Rock Holdings LLC	Ownership	0.789	Tokio Marine Holdings, Inc.	NO	
			27-3562945				Flat Rock Properties LLC	DE	NIA	Flat Rock Mortgage Investment Trust	Ownership	0.789	Tokio Marine Holdings, Inc.	NO	
							Quercus Mortgage Investment Trust	DE	NIA	Reliance Standard Life Insurance Company	Ownership	1.000	Tokio Marine Holdings, Inc.	NO	
							Riverview Mortgage Investment Trust	DE	NIA	Reliance Standard Life Insurance Company	Ownership	1.000	Tokio Marine Holdings, Inc.	NO	
3098	Tokio Marine Holdings, Inc. GRP	69078	13-5679267				Standard Security Life Insurance Company of New York	NY	DS	Reliance Standard Life Insurance Company	Ownership	1.000	Tokio Marine Holdings, Inc.	NO	
							PEMZ 1 LLC	DE	NIA	Reliance Standard Life Insurance Company	Ownership	1.000	Tokio Marine Holdings, Inc.	NO	
							PEMZ 2 LLC	DE	NIA	Reliance Standard Life Insurance Company	Ownership	1.000	Tokio Marine Holdings, Inc.	NO	
			51-0374001				SIG Holdings, Inc.	DE	NIA	Delphi Financial Group, Inc.	Ownership	1.000	Tokio Marine Holdings, Inc.	NO	
3098	Tokio Marine Holdings, Inc. GRP	15105	43-0727872				Safety National Casualty Corporation	MO	IA	SIG Holdings, Inc.	Ownership	1.000	Tokio Marine Holdings, Inc.	YES	
3098	Tokio Marine Holdings, Inc. GRP	11123	43-1901552				Safety First Insurance Company	IL	IA	Safety National Casualty Corporation	Ownership	1.000	Tokio Marine Holdings, Inc.	NO	
			73-1366980				Midlands Management Corporation	OK	NIA	Safety National Casualty Corporation	Ownership	1.000	Tokio Marine Holdings, Inc.	NO	
			73-1446969				Midlands Claim Administrators, Inc.	OK	NIA	Midlands Management Corporation	Ownership	1.000	Tokio Marine Holdings, Inc.	NO	
			75-1298078				Midlands Management of Texas, Inc.	TX	NIA	Midlands Management Corporation	Ownership	1.000	Tokio Marine Holdings, Inc.	NO	
			AA-3770149				Safety National Re SPC	CYM	IA	Safety National Casualty Corporation	Ownership	1.000	Tokio Marine Holdings, Inc.	NO	
			AA-3770493				Safety National Re PIC 1, Ltd.	CYM	IA	Safety National Re SPC	Ownership	1.000	Tokio Marine Holdings, Inc.	NO	
			27-2237608				Tokio Marine RSL Re PIC, Ltd.	CYM	IA	Safety National Re SPC	Ownership	1.000	Tokio Marine Holdings, Inc.	NO	
3098	Tokio Marine Holdings, Inc. GRP	13815	27-2237608				Safety Specialty Insurance Company	MO	IA	Safety National Casualty Corporation	Ownership	1.000	Tokio Marine Holdings, Inc.	NO	

STATEMENT AS OF JUNE 30, 2024 OF THE Reliance Standard Life Insurance Company

SCHEDULE Y

PART 1A - DETAIL OF INSURANCE HOLDING COMPANY SYSTEM

1	2	3	4	5	6	7	8	9	10	11	12	13	14	15	16
Group Code	Group Name	NAIC Company Code	ID Number	Federal RSSD	CIK	Name of Securities Exchange if Publicly Traded (U.S. or International)	Names of Parent, Subsidiaries Or Affiliates	Domi-ciliary Location	Relation-ship to Reporting Entity	Directly Controlled by (Name of Entity/Person)	Type of Control (Ownership, Board, Management, Attorney-in-Fact, Influence, Other)	If Control is Ownership Provide Percentage	Ultimate Controlling Entity(ies)/Person(s)	Is an SCA Filing Re-quired? (Yes/No)	*
			22-3704234				Greenbrook LLC	DE	NIA	Safety National Casualty Corporation	Ownership	1.000	Tokio Marine Holdings, Inc.	NO	
							PEIZ 3 LLC	DE	NIA	Safety National Casualty Corporation	Ownership	1.000	Tokio Marine Holdings, Inc.	NO	
			45-3123432				Insurance Data Services Corporation	MO	NIA	Safety National Casualty Corporation	Ownership	1.000	Tokio Marine Holdings, Inc.	NO	
			77-0493584				Matrix Absence Management, Inc.	DE	NIA	Delphi Financial Group, Inc.	Ownership	1.000	Tokio Marine Holdings, Inc.	NO	
			77-0246850				Matrix Payroll Services, Inc.	CA	NIA	Matrix Absence Management, Inc.	Ownership	1.000	Tokio Marine Holdings, Inc.	NO	
			52-1658222				Delphi Capital Management, Inc.	DE	NIA	Delphi Financial Group, Inc.	Ownership	1.000	Tokio Marine Holdings, Inc.	NO	
			13-3427277				Delphi CRE Funding LLC	DE	NIA	Delphi Financial Group, Inc.	Ownership	1.000	Tokio Marine Holdings, Inc.	NO	
							Blue Ash Investment Trust	DE	NIA	Delphi CRE Funding LLC	Ownership	1.000	Tokio Marine Holdings, Inc.	NO	
							Acorn Advisory Capital L.P.	DE	NIA	Delphi Financial Group, Inc.	Ownership	0.999	Tokio Marine Holdings, Inc.	NO	
							Acorn Advisory Capital L.P.	DE	NIA	Acorn Advisory Capital Management LLC	Ownership	0.001	Tokio Marine Holdings, Inc.	NO	
							Acorn Advisory Capital Management LLC	DE	NIA	Delphi Financial Group, Inc.	Ownership	1.000	Tokio Marine Holdings, Inc.	NO	
							Build Capital Management LLC	DE	NIA	Delphi Financial Group, Inc.	Ownership	1.000	Tokio Marine Holdings, Inc.	NO	
							Tyson's Corner Owner, LLC	DE	NIA	Delphi Financial Group, Inc.	Ownership	1.000	Tokio Marine Holdings, Inc.	NO	
							Tokio Marine Seguradora S.A.	BRA	IA	Tokio Marine & Nichido Fire Insurance Co., Ltd.	Ownership	0.986	Tokio Marine Holdings, Inc.	NO	
							Tokio Marine & Nichido Fire Insurance Co., Ltd. - Escritorio de Representacao no Brasil Ltda.	BRA	NIA	Tokio Marine & Nichido Fire Insurance Co., Ltd.	Ownership	1.000	Tokio Marine Holdings, Inc.	NO	
							XS3 Seguros S.A.	BRA	IA	Tokio Marine Seguradora S.A.	Ownership	0.500	Tokio Marine Holdings, Inc.	NO	
							Tokio Marine Servicos Ltda.	BRA	NIA	Tokio Marine Seguradora S.A.	Ownership	0.990	Tokio Marine Holdings, Inc.	NO	
							Tokio Marine Servicos Ltda.	BRA	NIA	Tokio Marine & Nichido Fire Insurance Co., Ltd. - Escritorio de Representacao no Brasil	Ownership	0.010	Tokio Marine Holdings, Inc.	NO	
							Tokio Marine Compania de Seguros, S.A. de C.V.	MEX	IA	Tokio Marine & Nichido Fire Insurance Co., Ltd.	Ownership	1.000	Tokio Marine Holdings, Inc.	NO	
							TM Claims Service Europe Limited	GBR	NIA	Tokio Marine & Nichido Fire Insurance Co., Ltd.	Ownership	1.000	Tokio Marine Holdings, Inc.	NO	
							Tokio Marine Management (Australasia) Pty. Ltd.	AUS	NIA	Tokio Marine & Nichido Fire Insurance Co., Ltd.	Ownership	1.000	Tokio Marine Holdings, Inc.	NO	
							Bond and Credit Company Pty Ltd	AUS	NIA	Tokio Marine Management (Australasia) Pty. Ltd.	Ownership	1.000	Tokio Marine Holdings, Inc.	NO	
							BCC Trade Credit Pty Ltd	AUS	NIA	Tokio Marine Management (Australasia) Pty. Ltd.	Ownership	1.000	Tokio Marine Holdings, Inc.	NO	
							BCC Surety Pty Ltd	AUS	NIA	Tokio Marine Management (Australasia) Pty. Ltd.	Ownership	1.000	Tokio Marine Holdings, Inc.	NO	
							Accident & Health International Underwriting Pty Ltd	AUS	NIA	Tokio Marine Management (Australasia) Pty. Ltd.	Ownership	1.000	Tokio Marine Holdings, Inc.	NO	
							TM Claims Service Asia Pte. Limited	SGP	NIA	Tokio Marine & Nichido Fire Insurance Co., Ltd.	Ownership	1.000	Tokio Marine Holdings, Inc.	NO	
							Asia General Holdings Limited	SGP	NIA	Tokio Marine & Nichido Fire Insurance Co., Ltd.	Ownership	0.924	Tokio Marine Holdings, Inc.	NO	
							Tokio Marine Insurance Singapore Ltd.	SGP	IA	Asia General Holdings Limited	Ownership	1.000	Tokio Marine Holdings, Inc.	NO	
							Tokio Marine Life Insurance Singapore Ltd.	SGP	IA	Asia General Holdings Limited	Ownership	0.904	Tokio Marine Holdings, Inc.	NO	
							Tokio Marine Life Insurance Malaysia Bhd.	MYS	IA	Tokio Marine Life Insurance Singapore Ltd.	Ownership	1.000	Tokio Marine Holdings, Inc.	NO	
							Tokio Marine Financial Advisers (Singapore) Private Limited	SGP	IA	Tokio Marine Life Insurance Singapore Ltd.	Ownership	1.000	Tokio Marine Holdings, Inc.	NO	
							Tokio Marine Kiln Group Limited	GBR	NIA	Tokio Marine & Nichido Fire Insurance Co., Ltd.	Ownership	1.000	Tokio Marine Holdings, Inc.	NO	
			AA-1121445				Tokio Marine Kiln Insurance Limited	GBR	IA	Tokio Marine Kiln Group Limited	Ownership	1.000	Tokio Marine Holdings, Inc.	NO	
							Kiln Underwriting (510) Limited	GBR	IA	Tokio Marine Kiln Group Limited	Ownership	1.000	Tokio Marine Holdings, Inc.	NO	

STATEMENT AS OF JUNE 30, 2024 OF THE Reliance Standard Life Insurance Company

SCHEDULE Y
PART 1A - DETAIL OF INSURANCE HOLDING COMPANY SYSTEM

1	2	3	4	5	6	7	8	9	10	11	12	13	14	15	16
Group Code	Group Name	NAIC Company Code	ID Number	Federal RSSD	CIK	Name of Securities Exchange if Publicly Traded (U.S. or International)	Names of Parent, Subsidiaries Or Affiliates	Domi-ciliary Location	Relation-ship to Reporting Entity	Directly Controlled by (Name of Entity/Person)	Type of Control (Ownership, Board, Management, Attorney-in-Fact, Influence, Other)	If Control is Ownership Provide Percentage	Ultimate Controlling Entity(ies)/Person(s)	Is an SCA Filing Re-quired? (Yes/No)	*
							R J Kiln & Co (No 2) Limited	GBR	NIA	Tokio Marine Kiln Group Limited	Ownership	1.000	Tokio Marine Holdings, Inc.	NO	
							WNC GP, LLC	CA	NIA	R J Kiln & Co (No 2) Limited	Ownership	1.000	Tokio Marine Holdings, Inc.	NO	
							WNC Holding Company, LP	DE	NIA	R J Kiln & Co (No 2) Limited	Ownership	0.990	Tokio Marine Holdings, Inc.	NO	
							WNC Holding Company, LP	DE	NIA	WNC GP, LLC	Ownership	0.010	Tokio Marine Holdings, Inc.	NO	
							WNC Insurance Holding Corp.	DE	NIA	WNC Holding Company, LP	Ownership	1.000	Tokio Marine Holdings, Inc.	NO	
							Tokio Marine Highland Insurance Services, Inc.	CA	NIA	WNC Insurance Holding Corp.	Ownership	1.000	Tokio Marine Holdings, Inc.	NO	
							Precise Adjustments, Inc.	TX	NIA	Tokio Marine Highland Insurance Services, Inc.	Ownership	1.000	Tokio Marine Holdings, Inc.	NO	
							Insurance Management Services, Inc.	TX	NIA	Tokio Marine Highland Insurance Services, Inc.	Ownership	1.000	Tokio Marine Holdings, Inc.	NO	
							AMPAC Insurance Marketing, Inc.	CA	NIA	Tokio Marine Highland Insurance Services, Inc.	Ownership	1.000	Tokio Marine Holdings, Inc.	NO	
							Wilshire National Corporation	CA	NIA	Tokio Marine Highland Insurance Services, Inc.	Ownership	1.000	Tokio Marine Holdings, Inc.	NO	
							Kiln Underwriting Limited	GBR	IA	Tokio Marine Kiln Group Limited	Ownership	1.000	Tokio Marine Holdings, Inc.	NO	
			AA-1126510				Tokio Marine Kiln Syndicates Limited	GBR	NIA	Tokio Marine Kiln Group Limited	Ownership	1.000	Tokio Marine Holdings, Inc.	NO	
							TMK Syndicate 510	GBR	IA	Tokio Marine Kiln Syndicates Limited	Management		Tokio Marine Holdings, Inc.	NO	
							TMK Syndicate 308	GBR	IA	Tokio Marine Kiln Syndicates Limited	Management		Tokio Marine Holdings, Inc.	NO	
			AA-1120096				TMK Syndicate 1880	GBR	IA	Tokio Marine Kiln Syndicates Limited	Management		Tokio Marine Holdings, Inc.	NO	
			AA-1126557				TMK Syndicate 557	GBR	IA	Tokio Marine Kiln Syndicates Limited	Management		Tokio Marine Holdings, Inc.	NO	
							R J Kiln & Co (No 1) Limited	GBR	NIA	Tokio Marine Kiln Syndicates Limited	Ownership	1.000	Tokio Marine Holdings, Inc.	NO	
							Tokio Marine Kiln Singapore Pte. Limited	SGP	NIA	Tokio Marine Kiln Syndicates Limited	Ownership	1.000	Tokio Marine Holdings, Inc.	NO	
							Tokio Marine Kiln Insurance Services Limited	GBR	NIA	Tokio Marine Kiln Group Limited	Ownership	1.000	Tokio Marine Holdings, Inc.	NO	
							Kiln Pension Guarantee Limited	GBR	NIA	Tokio Marine Kiln Group Limited	Ownership	1.000	Tokio Marine Holdings, Inc.	NO	
							R J Kiln & Co (No 4) Limited	GBR	NIA	Tokio Marine Kiln Group Limited	Ownership	1.000	Tokio Marine Holdings, Inc.	NO	
							Tokio Marine Underwriting Limited	GBR	IA	Tokio Marine & Nichido Fire Insurance Co., Ltd.	Ownership	1.000	Tokio Marine Holdings, Inc.	NO	
							Tokio Marine Risk Management Rus, LLC	RUS	NIA	Tokio Marine & Nichido Fire Insurance Co., Ltd.	Ownership	1.000	Tokio Marine Holdings, Inc.	NO	
							The Tokio Marine & Nichido Fire Insurance Company (China) Limited	CHN	IA	Tokio Marine & Nichido Fire Insurance Co., Ltd.	Ownership	1.000	Tokio Marine Holdings, Inc.	NO	
			23-2202671				Philadelphia Consolidated Holding Corp.	PA	NIA	Tokio Marine North America, Inc.	Ownership	1.000	Tokio Marine Holdings, Inc.	NO	
3098	Tokio Marine Holdings, Inc. GRP	23850	23-2423138				Tokio Marine Specialty Insurance Company	DE	IA	Philadelphia Consolidated Holding Corp.	Ownership	1.000	Tokio Marine Holdings, Inc.	NO	
3098	Tokio Marine Holdings, Inc. GRP	18058	23-1738402				Philadelphia Indemnity Insurance Company	PA	IA	Philadelphia Consolidated Holding Corp.	Ownership	1.000	Tokio Marine Holdings, Inc.	NO	
			51-0385989				PCHC Investment Corp.	DE	NIA	Philadelphia Consolidated Holding Corp.	Ownership	1.000	Tokio Marine Holdings, Inc.	NO	
			23-1609281				Maguire Insurance Agency, Inc.	PA	NIA	Philadelphia Consolidated Holding Corp.	Ownership	1.000	Tokio Marine Holdings, Inc.	NO	
			84-1181504				PHLY E&S Insurance Solutions, Inc.	CO	NIA	Maguire Insurance Agency, Inc.	Ownership	1.000	Tokio Marine Holdings, Inc.	NO	
			13-1924482				The Allen J. Flood Companies, Inc.	NY	NIA	Maguire Insurance Agency, Inc.	Ownership	1.000	Tokio Marine Holdings, Inc.	NO	
			82-2604107				Select Communities Risk Purchasing Group, LLC	DE	NIA	Maguire Insurance Agency, Inc.	Ownership	1.000	Tokio Marine Holdings, Inc.	NO	
							Tokio Marine Egypt General Takaful Company	EGY	IA	Tokio Marine & Nichido Fire Insurance Co., Ltd.	Ownership	1.000	Tokio Marine Holdings, Inc.	NO	
							Tokio Marine Egypt General Takaful Company	EGY	IA	Tokio Marine Asia Pte. Ltd	Ownership	0.000	Tokio Marine Holdings, Inc.	NO	
							Kaf Life Insurance	EGY	IA	Tokio Marine & Nichido Fire Insurance Co., Ltd.	Ownership	0.250	Tokio Marine Holdings, Inc.	NO	
							Arabian Shield Cooperative Insurance Company	SAU	IA	Tokio Marine & Nichido Fire Insurance Co., Ltd.	Ownership	0.058	Tokio Marine Holdings, Inc.	NO	

STATEMENT AS OF JUNE 30, 2024 OF THE Reliance Standard Life Insurance Company

SCHEDULE Y

PART 1A - DETAIL OF INSURANCE HOLDING COMPANY SYSTEM

1	2	3	4	5	6	7	8	9	10	11	12	13	14	15	16
Group Code	Group Name	NAIC Company Code	ID Number	Federal RSSD	CIK	Name of Securities Exchange if Publicly Traded (U.S. or International)	Names of Parent, Subsidiaries Or Affiliates	Domi-ciliary Location	Relation-ship to Reporting Entity	Directly Controlled by (Name of Entity/Person)	Type of Control (Ownership, Board, Management, Attorney-in-Fact, Influence, Other)	If Control is Ownership Provide Percentage	Ultimate Controlling Entity(ies)/Person(s)	Is an SCA Filing Re-quired? (Yes/No)	*
							Allianz Hayat ve Emeklilik A.S.	.TUR	..IA	Tokio Marine & Nichido Fire Insurance Co., Ltd.	Other		Tokio Marine Holdings, Inc.	..NO	
			76-0336636				HCC Insurance Holdings, Inc.	.DE	..NIA	Tokio Marine & Nichido Fire Insurance Co., Ltd.	Ownership	1.000	Tokio Marine Holdings, Inc.	..NO	
			20-3853222				Illium, Inc.	.DE	..NIA	HCC Insurance Holdings, Inc.	Ownership	1.000	Tokio Marine Holdings, Inc.	..NO	
.3098	Tokio Marine Holdings, Inc. GRP	42374	74-2195939				Houston Casualty Company	.TX	..IA	Illium, Inc.	Ownership	1.000	Tokio Marine Holdings, Inc.	..NO	
			11-3599814				IMT Services, LLC	.RI	..NIA	Illium, Inc.	Ownership	1.000	Tokio Marine Holdings, Inc.	..NO	
			98-1620112				IMT Services Canada Limited	.RI	..NIA	IMT Services, LLC	Ownership	1.000	Tokio Marine Holdings, Inc.	..NO	
.3098	Tokio Marine Holdings, Inc. GRP	29599	52-1504975				U.S. Specialty Insurance Company	.TX	..IA	Houston Casualty Company	Ownership	1.000	Tokio Marine Holdings, Inc.	..NO	
.3098	Tokio Marine Holdings, Inc. GRP	92711	35-1817054				HCC Life Insurance Company	.IN	..IA	Houston Casualty Company	Ownership	1.000	Tokio Marine Holdings, Inc.	..NO	
			98-1620395				Tokio Marine HCC México Compañía Afianzadora, S.A. de C.V.	.MEX	..IA	Houston Casualty Company	Ownership	1.000	Tokio Marine Holdings, Inc.	..NO	
			23-2445410				US Holdings, Inc.	.DE	..NIA	HCC Life Insurance Company	Ownership	1.000	Tokio Marine Holdings, Inc.	..NO	
.3098	Tokio Marine Holdings, Inc. GRP	16805	83-4368150				HCC Captive Solutions Company	.TN	..IA	HCC Life Insurance Company	Ownership	1.000	Tokio Marine Holdings, Inc.	..NO	
			95-3952981				NAS Insurance Services, LLC	.CA	..NIA	HCC Insurance Holdings, Inc.	Ownership	1.000	Tokio Marine Holdings, Inc.	..NO	
			76-0585063				HCC Intermediate Holdings, Inc.	.DE	..NIA	HCC Insurance Holdings, Inc.	Ownership	1.000	Tokio Marine Holdings, Inc.	..NO	
			30-0454192				HCC Underwriting Agency Ltd.	.GBR	..NIA	HCC Intermediate Holdings, Inc.	Ownership	1.000	Tokio Marine Holdings, Inc.	..NO	
			75-1171384				HCC Risk Management Corporation	.TX	..NIA	HCC Intermediate Holdings, Inc.	Ownership	1.000	Tokio Marine Holdings, Inc.	..NO	
			AA-1120086				Lloyds Syndicate 4141 TMHCC	.GBR	..IA	HCC Underwriting Agency Ltd.	Management		Tokio Marine Holdings, Inc.	..NO	
			48-1307787				Legacy 777, LP	.TX	..NIA	HCC Intermediate Holdings, Inc.	Ownership	0.250	Tokio Marine Holdings, Inc.	..NO	
			98-1009459				Nameco (No. 808) Limited	.GBR	..IA	HCC Intermediate Holdings, Inc.	Ownership	1.000	Tokio Marine Holdings, Inc.	..NO	
			76-0551723				HCC Service Company, Inc.	.DE	..NIA	HCC Insurance Holdings, Inc.	Ownership	1.000	Tokio Marine Holdings, Inc.	..NO	
			76-0623081				HCC Service Delaware, LLC	.DE	..NIA	HCC Service Company, Inc.	Ownership	1.000	Tokio Marine Holdings, Inc.	..NO	
			04-2810404				LDG Reinsurance Corporation	.MA	..NIA	HCC Insurance Holdings, Inc.	Ownership	1.000	Tokio Marine Holdings, Inc.	..NO	
			68-0101584				HCC Casualty Insurance Services, Inc.	.CA	..NIA	LDG Reinsurance Corporation	Ownership	1.000	Tokio Marine Holdings, Inc.	..NO	
			04-3373226				On Call International LLC	.DE	..NIA	HCC Insurance Holdings, Inc.	Ownership	1.000	Tokio Marine Holdings, Inc.	..NO	
			46-0738616				On Call International Services, LLC	.DE	..NIA	On Call International LLC	Ownership	1.000	Tokio Marine Holdings, Inc.	..NO	
			76-0479419				HCC Reinsurance Company Limited	.BMU	..IA	HCC Insurance Holdings, Inc.	Ownership	1.000	Tokio Marine Holdings, Inc.	..NO	
			98-0388625				HCC Re Agency Ltd.	.BMU	..NIA	HCC Reinsurance Company Limited	Ownership	1.000	Tokio Marine Holdings, Inc.	..NO	
			30-1263280				WGIL1-North Mobile LLC	.DE	..NIA	HCC Reinsurance Company Limited	Ownership	1.000	Tokio Marine Holdings, Inc.	..NO	
			38-4174437				WGIL2-MLK LLC	.DE	..NIA	HCC Reinsurance Company Limited	Ownership	1.000	Tokio Marine Holdings, Inc.	..NO	
			37-2021265				TMHCC-EMR2 LLC	.DE	..NIA	HCC Reinsurance Company Limited	Ownership	1.000	Tokio Marine Holdings, Inc.	..NO	
			32-0686531				TMHCC Air-1 LLC	.DE	..NIA	HCC Reinsurance Company Limited	Ownership	1.000	Tokio Marine Holdings, Inc.	..NO	
			92-4011436				TMHCC Air-2 LLC	.DE	..NIA	HCC Reinsurance Company Limited	Ownership	1.000	Tokio Marine Holdings, Inc.	..NO	
			52-0733935				Avemco Corporation	.DE	..NIA	HCC Insurance Holdings, Inc.	Ownership	1.000	Tokio Marine Holdings, Inc.	..NO	
.3098	Tokio Marine Holdings, Inc. GRP	10367	52-0795746				Avemco Insurance Company	.MD	..IA	Avemco Corporation	Ownership	1.000	Tokio Marine Holdings, Inc.	..YES	
.3098	Tokio Marine Holdings, Inc. GRP	11243	76-0699782				Tokio Marine GRV Re, Inc.	.OK	..IA	Tokio Marine North America, Inc.	Ownership	1.000	Tokio Marine Holdings, Inc.	..NO	
			52-1008186				Avemco Insurance Agency, Inc.	.MD	..NIA	Avemco Insurance Company	Ownership	1.000	Tokio Marine Holdings, Inc.	..YES	
			11-2514767				HCC Indemnity Guaranty Agency, Inc.	.NY	..NIA	Avemco Corporation	Ownership	1.000	Tokio Marine Holdings, Inc.	..NO	
			98-0234131				Tokio Marine HCC Insurance Holdings (International) Limited	.GBR	..NIA	HCC Insurance Holdings, Inc.	Ownership	0.988	Tokio Marine Holdings, Inc.	..NO	
			98-0234131				Tokio Marine HCC Insurance Holdings (International) Limited	.GBR	..NIA	HCC Global Financial Products, LLC	Ownership	0.012	Tokio Marine Holdings, Inc.	..NO	
			98-0335106				Rattner Mackenzie Limited	.JOR	..NIA	Tokio Marine HCC Insurance Holdings (International) Limited	Ownership	1.000	Tokio Marine Holdings, Inc.	..NO	
			98-0413966				HCC International Insurance Company PLC	.GBR	..IA	Tokio Marine HCC Insurance Holdings (International) Limited	Ownership	1.000	Tokio Marine Holdings, Inc.	..NO	
			98-1424403				Tokio Marine Europe S.A.	.LUX	..IA	HCC International Insurance Company PLC	Ownership	1.000	Tokio Marine Holdings, Inc.	..NO	
			98-0464134				HCCI Credit Services Limited	.GBR	..NIA	HCC International Insurance Company PLC	Ownership	1.000	Tokio Marine Holdings, Inc.	..NO	
			98-1071873				HCC Diversificacion Y Soluciones S.L.	.ESP	..NIA	HCC International Insurance Company PLC	Ownership	1.000	Tokio Marine Holdings, Inc.	..NO	

STATEMENT AS OF JUNE 30, 2024 OF THE Reliance Standard Life Insurance Company

SCHEDULE Y
PART 1A - DETAIL OF INSURANCE HOLDING COMPANY SYSTEM

1	2	3	4	5	6	7	8	9	10	11	12	13	14	15	16
Group Code	Group Name	NAIC Company Code	ID Number	Federal RSSD	CIK	Name of Securities Exchange if Publicly Traded (U.S. or International)	Names of Parent, Subsidiaries Or Affiliates	Domi-ciliary Location	Relation-ship to Reporting Entity	Directly Controlled by (Name of Entity/Person)	Type of Control (Ownership, Board, Management, Attorney-in-Fact, Influence, Other)	If Control is Ownership Provide Percentage	Ultimate Controlling Entity(ies)/Person(s)	Is an SCA Filing Re-quired? (Yes/No)	*
			98-1461265				Odos Holdings Limited	.GBR	NIA	HCC International Insurance Company PLC	Ownership	1.000	Tokio Marine Holdings, Inc.	NO	
			98-1461336				Odos Broker and Underwriting Services Limited	.GBR	NIA	HCC International Insurance Company PLC	Ownership	1.000	Tokio Marine Holdings, Inc.	NO	
			98-1549656				GCube Underwriting Limited	.GBR	NIA	HCC International Insurance Company PLC	Ownership	1.000	Tokio Marine Holdings, Inc.	NO	
			98-1550065				Renewable Energy Loss Adjusters Limited	.GBR	NIA	HCC International Insurance Company PLC	Ownership	1.000	Tokio Marine Holdings, Inc.	NO	
			76-0695980				HCC Acquisition Sub, Inc.	.NY	NIA	HCC Insurance Holdings, Inc.	Ownership	1.000	Tokio Marine Holdings, Inc.	NO	
			13-2918810				Professional Indemnity Agency, Inc.	.NJ	NIA	HCC Acquisition Sub, Inc.	Ownership	1.000	Tokio Marine Holdings, Inc.	NO	
			04-2748570				HCC Specialty Underwriters, Inc.	.MA	NIA	HCC Acquisition Sub, Inc.	Ownership	1.000	Tokio Marine Holdings, Inc.	NO	
			98-1161736				HCC Specialty Underwriters Ltd.	.CAN	NIA	HCC Insurance Holdings, Inc.	Ownership	1.000	Tokio Marine Holdings, Inc.	NO	
			04-3716615				MAG Acquisition Sub, Inc.	.DE	NIA	HCC Insurance Holdings, Inc.	Ownership	1.000	Tokio Marine Holdings, Inc.	NO	
			06-1504568				HCC Global Financial Products, LLC	.DE	NIA	MAG Acquisition Sub, Inc.	Ownership	1.000	Tokio Marine Holdings, Inc.	NO	
			93-1030249				Surety Associates Holding Co., Inc.	.NM	NIA	HCC Insurance Holdings, Inc.	Ownership	1.000	Tokio Marine Holdings, Inc.	NO	
.3098	Tokio Marine Holdings, Inc. GRP	10216	95-4290651				American Contractors Indemnity Company	.CA	IA	Surety Associates Holding Co., Inc.	Ownership	1.000	Tokio Marine Holdings, Inc.	NO	
			20-2465160				Occidental Services, Inc.	.DE	NIA	Surety Associates Holding Co., Inc.	Ownership	1.000	Tokio Marine Holdings, Inc.	NO	
			43-1997476				USSC Holdings, Inc.	.MD	NIA	HCC Insurance Holdings, Inc.	Ownership	1.000	Tokio Marine Holdings, Inc.	NO	
.3098	Tokio Marine Holdings, Inc. GRP	10656	52-1976385				United States Surety Company	.MD	IA	USSC Holdings, Inc.	Ownership	1.000	Tokio Marine Holdings, Inc.	NO	
			20-3021762				HCC Credit Group, Inc.	.NY	NIA	HCC Insurance Holdings, Inc.	Ownership	1.000	Tokio Marine Holdings, Inc.	NO	
			38-2554454				G.B. Kenrick & Associates, Inc.	.MI	NIA	HCC Insurance Holdings, Inc.	Ownership	1.000	Tokio Marine Holdings, Inc.	NO	
			98-3002556				HCC Public Risk Claim Service, Inc.	.MI	NIA	G.B. Kenrick & Associates, Inc.	Ownership	1.000	Tokio Marine Holdings, Inc.	NO	
			20-3384567				HCC Medical Insurance Services, LLC	.WI	NIA	HCC Insurance Holdings, Inc.	Ownership	1.000	Tokio Marine Holdings, Inc.	NO	
			47-1246008				Brooklyn Ventures, Inc.	.DE	NIA	HCC Insurance Holdings, Inc.	Ownership	1.000	Tokio Marine Holdings, Inc.	NO	
			26-4114320				Brooklyn Ventures, LLC	.MO	NIA	Brooklyn Ventures, Inc.	Ownership	1.000	Tokio Marine Holdings, Inc.	NO	
			20-4103791				Producers Ag Insurance Group, Inc.	.CA	NIA	HCC Insurance Holdings, Inc.	Ownership	1.000	Tokio Marine Holdings, Inc.	NO	
			35-2459750				Pro Ag Transition Services, LLC	.CA	NIA	Producers Ag Insurance Group, Inc.	Ownership	1.000	Tokio Marine Holdings, Inc.	NO	
			37-1108576				Pro Ag Management, Inc.	.IL	NIA	Producers Ag Insurance Group, Inc.	Ownership	1.000	Tokio Marine Holdings, Inc.	NO	
.3098	Tokio Marine Holdings, Inc. GRP	34312	81-0368291				Producers Agriculture Insurance Company	.TX	IA	Pro Ag Management, Inc.	Ownership	1.000	Tokio Marine Holdings, Inc.	NO	
			75-1493732				Crop Hail Management, Inc.	.TX	NIA	Producers Agriculture Insurance Company	Ownership	1.000	Tokio Marine Holdings, Inc.	NO	
.3098	Tokio Marine Holdings, Inc. GRP	33170	75-1494452				Producers Lloyds Insurance Company	.TX	IA	Producers Agriculture Insurance Company	Management	1.000	Tokio Marine Holdings, Inc.	NO	
			64-0816870				Gulf Guaranty Employee Benefit Services, Inc.	.MS	NIA	HCC Insurance Holdings, Inc.	Ownership	1.000	Tokio Marine Holdings, Inc.	NO	
			84-1699173				Privilege Underwriters, Inc.	.DE	NIA	Tokio Marine & Nichido Fire Insurance Co., Ltd.	Ownership	1.000	Tokio Marine Holdings, Inc.	NO	
.3098	Tokio Marine Holdings, Inc. GRP	13204	26-3109178				PURE Insurance Company	.FL	IA	Privilege Underwriters, Inc.	Ownership	1.000	Tokio Marine Holdings, Inc.	NO	
			20-5625284				PURE Risk Management, LLC	.FL	NIA	Privilege Underwriters, Inc.	Ownership	1.000	Tokio Marine Holdings, Inc.	NO	
			81-2312376				PURE Programs, LLC	.DE	NIA	Privilege Underwriters, Inc.	Ownership	1.000	Tokio Marine Holdings, Inc.	NO	
			82-1436681				PURE Art Services, LLC	.DE	NIA	Privilege Underwriters, Inc.	Ownership	1.000	Tokio Marine Holdings, Inc.	NO	
.3098	Tokio Marine Holdings, Inc. GRP	12873	20-8287105				Privilege Underwriters Reciprocal Exchange	.FL	IA	Subscriber's Advisory Committee	Attorney-In-Fact	1.000	Tokio Marine Holdings, Inc.	NO	
			33-0718415				GCube Insurance Services, Inc.	.CA	NIA	HCC Insurance Holdings, Inc.	Ownership	1.000	Tokio Marine Holdings, Inc.	NO	
.3098	Tokio Marine Holdings, Inc. GRP	17148	30-1294858				PURE Specialty Exchange	.AZ	IA	Subscriber's Advisory Committee	Attorney-In-Fact	1.000	Tokio Marine Holdings, Inc.	NO	
			87-4545957				PURE Specialty Risk Management, LLC	.AZ	NIA	Privilege Underwriters, Inc.	Ownership	1.000	Tokio Marine Holdings, Inc.	NO	
			81-0967581				Renewable Energy Loss Adjusters, LLC	.CA	NIA	Gcube Insurance Services, Inc.	Ownership	1.000	Tokio Marine Holdings, Inc.	NO	
							Tokio Marine Canada Ltd.	.CAN	IA	Tokio Marine & Nichido Fire Insurance Co., Ltd.	Ownership	1.000	Tokio Marine Holdings, Inc.	NO	
							Tokio Marine Asia Pte. Ltd.	.SGP	NIA	Tokio Marine & Nichido Fire Insurance Co., Ltd.	Ownership	1.000	Tokio Marine Holdings, Inc.	NO	
			AA-5321001				The Tokio Marine and Fire Insurance Company (Hong Kong) Limited	.HKG	IA	Tokio Marine Asia Pte. Ltd	Ownership	1.000	Tokio Marine Holdings, Inc.	NO	
							Tokio Marine Newa Insurance Co., Ltd.	.TWN	IA	Tokio Marine & Nichido Fire Insurance Co., Ltd.	Ownership	0.502	Tokio Marine Holdings, Inc.	NO	

STATEMENT AS OF JUNE 30, 2024 OF THE Reliance Standard Life Insurance Company

SCHEDULE Y

PART 1A - DETAIL OF INSURANCE HOLDING COMPANY SYSTEM

1	2	3	4	5	6	7	8	9	10	11	12	13	14	15	16
Group Code	Group Name	NAIC Company Code	ID Number	Federal RSSD	CIK	Name of Securities Exchange if Publicly Traded (U.S. or International)	Names of Parent, Subsidiaries Or Affiliates	Domi-ciliary Location	Relation-ship to Reporting Entity	Directly Controlled by (Name of Entity/Person)	Type of Control (Ownership, Board, Management, Attorney-in-Fact, Influence, Other)	If Control is Ownership Provide Percentage	Ultimate Controlling Entity(ies)/Person(s)	Is an SCA Filing Re-quired? (Yes/No)	*
							Newa Insurance (Cambodia) Plc.KHM.....	.IA.....	Tokio Marine & Nichido Fire Insurance Co., Ltd.	Ownership.....	0.424	Tokio Marine Holdings, Inc.	NO.....	
							Guangxin Venture Capital Co., Ltd.TWN.....	.NIA.....	Tokio Marine & Nichido Fire Insurance Co., Ltd.	Ownership.....	0.200	Tokio Marine Holdings, Inc.	NO.....	
							Tokio Marine Insurance Vietnam Company LimitedVNM.....	.IA.....	Tokio Marine Asia Pte. Ltd	Ownership.....	0.510	Tokio Marine Holdings, Inc.	NO.....	
							Tokio Marine South East Servicing Company LimitedTHA.....	.NIA.....	Tokio Marine Asia Pte. Ltd	Ownership.....	0.451	Tokio Marine Holdings, Inc.	NO.....	
							Tokio Marine South East Servicing Company LimitedTHA.....	.NIA.....	TMF Holding (Thailand) Limited	Ownership.....	0.155	Tokio Marine Holdings, Inc.	NO.....	
							Tokio Marine Insurance Broker Co., Ltd.THA.....	.NIA.....	Tokio Marine South East Servicing Company Limited	Ownership.....	1.000	Tokio Marine Holdings, Inc.	NO.....	
							Tokio Marine Insurance Broker Co., Ltd.THA.....	.NIA.....	Tokio Management Services (Thailand) Co., Ltd.	Ownership.....		Tokio Marine Holdings, Inc.	NO.....	
							Tokio Marine Insurance Broker Co., Ltd.THA.....	.NIA.....	TMF Holding (Thailand) Limited	Ownership.....		Tokio Marine Holdings, Inc.	NO.....	
							Tokio Management Services (Thailand) Co., Ltd.THA.....	.NIA.....	Tokio Marine Asia Pte. Ltd	Ownership.....	0.490	Tokio Marine Holdings, Inc.	NO.....	
							TMF Holding (Thailand) LimitedTHA.....	.NIA.....	Tokio Management Service (Thailand) Co., Ltd.	Ownership.....	0.510	Tokio Marine Holdings, Inc.	NO.....	
							TMF Holding (Thailand) LimitedTHA.....	.NIA.....	Tokio Marine Asia Pte. Ltd	Ownership.....	0.490	Tokio Marine Holdings, Inc.	NO.....	
							NHCT Holding (Thailand) Company LimitedTHA.....	.NIA.....	Tokio Marine & Nichido Fire Insurance Co., Ltd.	Ownership.....	0.490	Tokio Marine Holdings, Inc.	NO.....	
							NHCT Holding (Thailand) Company LimitedTHA.....	.NIA.....	Tokio Marine Asia Pte. Ltd	Ownership.....	0.000	Tokio Marine Holdings, Inc.	NO.....	
							NHCT Holding (Thailand) Company LimitedTHA.....	.NIA.....	TMF Holding (Thailand) Limited	Ownership.....	0.510	Tokio Marine Holdings, Inc.	NO.....	
							NHCT Company LimitedTHA.....	.NIA.....	NHCT Holding (Thailand) Company Limited	Ownership.....	0.510	Tokio Marine Holdings, Inc.	NO.....	
							NHCT Company LimitedTHA.....	.NIA.....	Tokio Marine & Nichido Fire Insurance Co., Ltd.	Ownership.....	0.490	Tokio Marine Holdings, Inc.	NO.....	
							NHCT Company LimitedTHA.....	.NIA.....	Tokio Marine Asia Pte. Ltd	Ownership.....	0.000	Tokio Marine Holdings, Inc.	NO.....	
							Tokio Marine Safety Insurance (Thailand) Public Company LimitedTHA.....	.IA.....	NHCT Company Limited	Ownership.....	0.252	Tokio Marine Holdings, Inc.	NO.....	
							Tokio Marine Safety Insurance (Thailand) Public Company LimitedTHA.....	.IA.....	Tokio Marine & Nichido Fire Insurance Co., Ltd.	Ownership.....	0.488	Tokio Marine Holdings, Inc.	NO.....	
							Tokio Marine Safety Insurance (Thailand) Public Company LimitedTHA.....	.IA.....	Tokio Marine Asia Pte. Ltd	Ownership.....	0.001	Tokio Marine Holdings, Inc.	NO.....	
							Tokio Marine Safety Insurance (Thailand) Public Company LimitedTHA.....	.IA.....	TMF Holding (Thailand) Limited	Ownership.....	0.253	Tokio Marine Holdings, Inc.	NO.....	
							PIM Holding (Thailand) Co., Ltd.THA.....	.NIA.....	TMF Holding (Thailand) Limited	Ownership.....	0.510	Tokio Marine Holdings, Inc.	NO.....	
							Pannasub Co., Ltd.THA.....	.NIA.....	Tokio Management Service (Thailand) Co., Ltd.	Ownership.....	0.510	Tokio Marine Holdings, Inc.	NO.....	
							Pannasub Co., Ltd.THA.....	.NIA.....	Tokio Marine Asia Pte. Ltd	Ownership.....	0.490	Tokio Marine Holdings, Inc.	NO.....	
							Tokio Marine Life Insurance (Thailand) Public Company LimitedTHA.....	.IA.....	Tokio Marine Asia Pte. Ltd	Ownership.....	0.510	Tokio Marine Holdings, Inc.	NO.....	
							Tokio Marine Life Insurance (Thailand) Public Company LimitedTHA.....	.IA.....	Pannasub Co., Ltd	Ownership.....	0.510	Tokio Marine Holdings, Inc.	NO.....	
							Tokio Marine Insurans (Malaysia) BerhadMYS.....	.IA.....	Tokio Marine Asia Pte. Ltd	Ownership.....	0.490	Tokio Marine Holdings, Inc.	NO.....	
							PT Asuransi Tokio Marine IndonesiaIDN.....	.IA.....	Tokio Marine Asia Pte. Ltd	Ownership.....	1.000	Tokio Marine Holdings, Inc.	NO.....	
							IFFCO-TOKIO General Insurance Company LimitedIND.....	.IA.....	Tokio Marine Asia Pte. Ltd	Ownership.....	0.800	Tokio Marine Holdings, Inc.	NO.....	
							IFFCO-TOKIO General Insurance Company LimitedIND.....	.IA.....	Tokio Marine Asia Pte. Ltd	Ownership.....	0.490	Tokio Marine Holdings, Inc.	NO.....	
							IFFCO-TOKIO Insurance Services LimitedIND.....	.NIA.....	IFFCO-TOKIO General Insurance Company, Ltd.	Ownership.....	1.000	Tokio Marine Holdings, Inc.	NO.....	
							Malayan Insurance Company, Inc.PHL.....	.IA.....	Tokio Marine Asia Pte. Ltd	Ownership.....	0.194	Tokio Marine Holdings, Inc.	NO.....	
							Hollard Holdings Proprietary LimitedZAF.....	.NIA.....	Tokio Marine Asia Pte. Ltd	Ownership.....	0.225	Tokio Marine Holdings, Inc.	NO.....	

STATEMENT AS OF JUNE 30, 2024 OF THE Reliance Standard Life Insurance Company

SCHEDULE Y

PART 1A - DETAIL OF INSURANCE HOLDING COMPANY SYSTEM

1	2	3	4	5	6	7	8	9	10	11	12	13	14	15	16
Group Code	Group Name	NAIC Company Code	ID Number	Federal RSSD	CIK	Name of Securities Exchange if Publicly Traded (U.S. or International)	Names of Parent, Subsidiaries Or Affiliates	Domi-ciliary Location	Relation-ship to Reporting Entity	Directly Controlled by (Name of Entity/Person)	Type of Control (Ownership, Board, Management, Attorney-in-Fact, Influence, Other)	If Control is Ownership Provide Percentage	Ultimate Controlling Entity(ies)/Person(s)	Is an SCA Filing Re-quired? (Yes/No)	*
							Holland International Proprietary LimitedZAF.....NIA.....	Tokio Marine Asia Pte. Ltd	Ownership.....	0.225	Tokio Marine Holdings, Inc.NO.....	
							PT Tokio Marine Life Insurance IndonesiaIDN.....IA.....	Tokio Marine & Nichido Fire Insurance Co., Ltd.	Ownership.....	0.978	Tokio Marine Holdings, Inc.NO.....	
							Grand Guardian Tokio Marine General Insurance Company Limited	.MMR.....IA.....	Tokio Marine & Nichido Fire Insurance Co., Ltd.	Ownership.....	0.150	Tokio Marine Holdings, Inc.NO.....	
			AA-1580070				Nisshin Fire & Marine Insurance Co., Ltd.JPN.....IA.....	Tokio Marine Holdings, Inc.	Ownership.....	1.000	Tokio Marine Holdings, Inc.NO.....	
							Nisshinfire Information System Co., Ltd.JPN.....NIA.....	Nisshin Fire & Marine Insurance Co., Ltd.	Ownership.....	1.000	Tokio Marine Holdings, Inc.NO.....	
							Universal Risk Solution Company, LimitedJPN.....NIA.....	Nisshin Fire & Marine Insurance Co., Ltd.	Ownership.....	1.000	Tokio Marine Holdings, Inc.NO.....	
							Nisshin Fire Insurance Service Co., Ltd.JPN.....NIA.....	Nisshin Fire & Marine Insurance Co., Ltd.	Ownership.....	1.000	Tokio Marine Holdings, Inc.NO.....	
							Nisshin Fire Total Service Company, Limited	.JPN.....NIA.....	Nisshin Fire & Marine Insurance Co., Ltd.	Ownership.....	1.000	Tokio Marine Holdings, Inc.NO.....	
			AA-1580017				Tokio Marine & Nichido Life Insurance Co., Ltd.JPN.....IA.....	Tokio Marine Holdings, Inc.	Ownership.....	1.000	Tokio Marine Holdings, Inc.NO.....	
							Tokio Marine Anshin Agency Corporation	.JPN.....NIA.....	Tokio Marine & Nichido Life Insurance Co., Ltd.	Ownership.....	1.000	Tokio Marine Holdings, Inc.NO.....	
							Tokio Marine & Nichido Anshin Consulting Co., Ltd.JPN.....NIA.....	Tokio Marine & Nichido Fire Insurance Co., Ltd.	Ownership.....	1.000	Tokio Marine Holdings, Inc.NO.....	
							Tokio Marine & Nichido Anshin Support Co., Ltd.JPN.....NIA.....	Tokio Marine & Nichido Life Insurance Co., Ltd.	Ownership.....	1.000	Tokio Marine Holdings, Inc.NO.....	
							T&N Insurance Services Co., Ltd.JPN.....NIA.....	Tokio Marine & Nichido Fire Insurance Co., Ltd.	Ownership.....	1.000	Tokio Marine Holdings, Inc.NO.....	
							Tokio Marine & Nichido Career Service Co., Ltd.JPN.....NIA.....	Tokio Marine Holdings, Inc.	Ownership.....	1.000	Tokio Marine Holdings, Inc.NO.....	
							Tokio Marine & Nichido Facilities, Inc.JPN.....NIA.....	Tokio Marine Holdings, Inc.	Ownership.....	0.750	Tokio Marine Holdings, Inc.NO.....	
							Tokio Marine & Nichido Facilities, Inc.JPN.....NIA.....	Nisshin Fire & Marine Insurance Co., Ltd.	Ownership.....	0.025	Tokio Marine Holdings, Inc.NO.....	
							Tokio Marine & Nichido Facility Service, Inc.JPN.....NIA.....	Tokio Marine & Nichido Facilities, Inc.	Ownership.....	1.000	Tokio Marine Holdings, Inc.NO.....	
							Tokio Marine & Nichido Lec Service, Inc.JPN.....NIA.....	Tokio Marine & Nichido Facilities, Inc.	Ownership.....	1.000	Tokio Marine Holdings, Inc.NO.....	
							Tokio Marine & Nichido Medical Service Co., Ltd.JPN.....NIA.....	Tokio Marine Holdings, Inc.	Ownership.....	1.000	Tokio Marine Holdings, Inc.NO.....	
							Tokio Marine dR Co., Ltd.JPN.....NIA.....	Tokio Marine Holdings, Inc.	Ownership.....	1.000	Tokio Marine Holdings, Inc.NO.....	
							Tokio Marine Millea SAST Insurance Co., Ltd.JPN.....IA.....	Tokio Marine Holdings, Inc.	Ownership.....	1.000	Tokio Marine Holdings, Inc.NO.....	
							Tokio Marine West SAST Insurance Co., Ltd.JPN.....IA.....	Tokio Marine Holdings, Inc.	Ownership.....	1.000	Tokio Marine Holdings, Inc.NO.....	
							E. Design Insurance Co., Ltd.JPN.....IA.....	Tokio Marine Holdings, Inc.	Ownership.....	0.979	Tokio Marine Holdings, Inc.NO.....	
							Tokio Marine Business Support Co., Ltd.JPN.....NIA.....	Tokio Marine Holdings, Inc.	Ownership.....	1.000	Tokio Marine Holdings, Inc.NO.....	
							The Shinko Building, Ltd.JPN.....NIA.....	Tokio Marine & Nichido Fire Insurance Co., Ltd.	Ownership.....	0.540	Tokio Marine Holdings, Inc.NO.....	
							Tokio Marine & Nichido Adjusting Services Co., Ltd.JPN.....NIA.....	Tokio Marine & Nichido Fire Insurance Co., Ltd.	Ownership.....	1.000	Tokio Marine Holdings, Inc.NO.....	
							The Tokio Marine Claims Service Co., Ltd.JPN.....NIA.....	Tokio Marine & Nichido Fire Insurance Co., Ltd.	Ownership.....	1.000	Tokio Marine Holdings, Inc.NO.....	
							Tokio Marine & Nichido Systems Co., Ltd.JPN.....NIA.....	Tokio Marine & Nichido Fire Insurance Co., Ltd.	Ownership.....	1.000	Tokio Marine Holdings, Inc.NO.....	
							Tokio Marine & Nichido Anshin 110 Co., Ltd.JPN.....NIA.....	Tokio Marine & Nichido Fire Insurance Co., Ltd.	Ownership.....	1.000	Tokio Marine Holdings, Inc.NO.....	
							Tokio Marine & Nichido Human Resources Academy Co., Ltd.JPN.....NIA.....	Tokio Marine & Nichido Fire Insurance Co., Ltd.	Ownership.....	1.000	Tokio Marine Holdings, Inc.NO.....	
							Tokio Marine Asset Management Co., Ltd.JPN.....NIA.....	Tokio Marine Holdings, Inc.	Ownership.....	1.000	Tokio Marine Holdings, Inc.NO.....	
							Tokio Marine Asset Management (London) Limited	.GBR.....NIA.....	Tokio Marine Holdings, Inc.	Ownership.....	1.000	Tokio Marine Holdings, Inc.NO.....	
							Tokio Marine Asset Management International Pte. Ltd.SGP.....NIA.....	Tokio Marine Asset Management Co., Ltd.	Ownership.....	1.000	Tokio Marine Holdings, Inc.NO.....	

STATEMENT AS OF JUNE 30, 2024 OF THE Reliance Standard Life Insurance Company

SCHEDULE Y

PART 1A - DETAIL OF INSURANCE HOLDING COMPANY SYSTEM

1	2	3	4	5	6	7	8	9	10	11	12	13	14	15	16
Group Code	Group Name	NAIC Company Code	ID Number	Federal RSSD	CIK	Name of Securities Exchange if Publicly Traded (U.S. or International)	Names of Parent, Subsidiaries Or Affiliates	Domi-ciliary Location	Relation-ship to Reporting Entity	Directly Controlled by (Name of Entity/Person)	Type of Control (Ownership, Board, Management, Attorney-in-Fact, Influence, Other)	If Control is Ownership Provide Percentage	Ultimate Controlling Entity(ies)/Person(s)	Is an SCA Filing Re-quired? (Yes/No)	*
							Tokio Marine Asset Management (USA) Ltd.NY.....NIA.....	Tokio Marine Asset Management Co., Ltd. ...	Ownership.....	1.000	Tokio Marine Holdings, Inc.NO.....	
							Tokio Marine Rogge Asset Management Ltd.GBR.....NIA.....	Tokio Marine Asset Management Co., Ltd. ...	Ownership.....	0.500	Tokio Marine Holdings, Inc.NO.....	
							MY PRIME PROPERTY GP Inc.JPN.....NIA.....	Tokio Marine Asset Management Co., Ltd. ...	Ownership.....	1.000	Tokio Marine Holdings, Inc.NO.....	
							Tokio Marine & Nichido Outsourcing Management Co., Ltd.JPN.....NIA.....	Tokio Marine & Nichido Fire Insurance Co., Ltd.	Ownership.....	1.000	Tokio Marine Holdings, Inc.NO.....	
							MMC Insurance Services Co., Ltd.JPN.....NIA.....	Tokio Marine & Nichido Fire Insurance Co., Ltd.	Ownership.....	0.950	Tokio Marine Holdings, Inc.NO.....	
							Kudan Insurance Services Co., Ltd.JPN.....NIA.....	Tokio Marine & Nichido Fire Insurance Co., Ltd.	Ownership.....	0.950	Tokio Marine Holdings, Inc.NO.....	
							MHI Insurance Services, Ltd.JPN.....NIA.....	Tokio Marine & Nichido Fire Insurance Co., Ltd.	Ownership.....	0.851	Tokio Marine Holdings, Inc.NO.....	
							Tokio Marine & Nichido Better Life ServicesJPN.....NIA.....	Tokio Marine & Nichido Fire Insurance Co., Ltd.	Ownership.....	1.000	Tokio Marine Holdings, Inc.NO.....	
							Tokai Nichido Partners Management Co., Ltd.JPN.....NIA.....	Tokio Marine & Nichido Fire Insurance Co., Ltd.	Ownership.....	1.000	Tokio Marine Holdings, Inc.NO.....	
							Tokio Marine & Nichido Partners TOKIO Co., Ltd.JPN.....NIA.....	Tokio Marine & Nichido Fire Insurance Co., Ltd.	Ownership.....	1.000	Tokio Marine Holdings, Inc.NO.....	
							Tokio Marine & Nichido Partners Chugoku-Shikoku Co., Ltd.JPN.....NIA.....	Tokio Marine & Nichido Fire Insurance Co., Ltd.	Ownership.....	1.000	Tokio Marine Holdings, Inc.NO.....	
							Tokio Marine & Nichido Partners Kansai Co., Ltd.JPN.....NIA.....	Tokio Marine & Nichido Fire Insurance Co., Ltd.	Ownership.....	1.000	Tokio Marine Holdings, Inc.NO.....	
							Tokio Marine & Nichido Partners Hokkaido Co., Ltd.JPN.....NIA.....	Tokio Marine & Nichido Fire Insurance Co., Ltd.	Ownership.....	1.000	Tokio Marine Holdings, Inc.NO.....	
							Tokio Marine & Nichido Partners Tokai-Hokuriku Co., Ltd.JPN.....NIA.....	Tokio Marine & Nichido Fire Insurance Co., Ltd.	Ownership.....	1.000	Tokio Marine Holdings, Inc.NO.....	
							Tokio Marine & Nichido Partners Kyushu Co., Ltd.JPN.....NIA.....	Tokio Marine & Nichido Fire Insurance Co., Ltd.	Ownership.....	1.000	Tokio Marine Holdings, Inc.NO.....	
							Tokio Marine & Nichido Partners Tohoku Co., Ltd.JPN.....NIA.....	Tokio Marine & Nichido Fire Insurance Co., Ltd.	Ownership.....	1.000	Tokio Marine Holdings, Inc.NO.....	
							Tokio Marine & Nichido Partners EAST Co., Ltd.JPN.....NIA.....	Tokio Marine & Nichido Fire Insurance Co., Ltd.	Ownership.....	1.000	Tokio Marine Holdings, Inc.NO.....	
							Tokio Marine & Nichido Magokoro Partners Co., Ltd.JPN.....NIA.....	Tokio Marine & Nichido Fire Insurance Co., Ltd.	Ownership.....	1.000	Tokio Marine Holdings, Inc.NO.....	
							Tokio Marine & Nichido Finance Co., Ltd.JPN.....NIA.....	Tokio Marine & Nichido Fire Insurance Co., Ltd.	Ownership.....	1.000	Tokio Marine Holdings, Inc.NO.....	
							Tokio Marine & Nichido Communications Co., Ltd.JPN.....NIA.....	Tokio Marine & Nichido Fire Insurance Co., Ltd.	Ownership.....	1.000	Tokio Marine Holdings, Inc.NO.....	
							Tokio Marine Nichido Auto-support Center Co., Ltd.JPN.....NIA.....	Tokio Marine & Nichido Fire Insurance Co., Ltd.	Ownership.....	1.000	Tokio Marine Holdings, Inc.NO.....	
							The Tokio Marine Research InstituteJPN.....NIA.....	Tokio Marine & Nichido Fire Insurance Co., Ltd.	Ownership.....	1.000	Tokio Marine Holdings, Inc.NO.....	
							Tokio Marine International Assistance Co., Ltd.JPN.....NIA.....	Tokio Marine & Nichido Fire Insurance Co., Ltd.	Ownership.....	1.000	Tokio Marine Holdings, Inc.NO.....	
							The Mitsubishi Asset Brains Co., Ltd.JPN.....NIA.....	Tokio Marine & Nichido Fire Insurance Co., Ltd.	Ownership.....	0.250	Tokio Marine Holdings, Inc.NO.....	
							MST Insurance Service Co., Ltd.JPN.....NIA.....	Tokio Marine & Nichido Fire Insurance Co., Ltd.	Ownership.....	0.161	Tokio Marine Holdings, Inc.NO.....	
							Kaijyosyoji, Inc.JPN.....NIA.....	Tokio Marine & Nichido Fire Insurance Co., Ltd.	Ownership.....	0.284	Tokio Marine Holdings, Inc.NO.....	
							Tokio Marine Mezzanine Co., Ltd.JPN.....NIA.....	Tokio Marine Holdings, Inc.	Ownership.....	1.000	Tokio Marine Holdings, Inc.NO.....	
							Tokio Marine Assistance Co., Ltd.JPN.....NIA.....	Tokio Marine Holdings, Inc.	Ownership.....	1.000	Tokio Marine Holdings, Inc.NO.....	
							Whitehealthcare Inc.JPN.....NIA.....	Tokio Marine Holdings, Inc.	Ownership.....	0.400	Tokio Marine Holdings, Inc.NO.....	

STATEMENT AS OF JUNE 30, 2024 OF THE Reliance Standard Life Insurance Company

SCHEDULE Y

PART 1A - DETAIL OF INSURANCE HOLDING COMPANY SYSTEM

1	2	3	4	5	6	7	8	9	10	11	12	13	14	15	16
Group Code	Group Name	NAIC Company Code	ID Number	Federal RSSD	CIK	Name of Securities Exchange if Publicly Traded (U.S. or International)	Names of Parent, Subsidiaries Or Affiliates	Domiciliary Location	Relationship to Reporting Entity	Directly Controlled by (Name of Entity/Person)	Type of Control (Ownership, Board, Management, Attorney-in-Fact, Influence, Other)	If Control is Ownership Provide Percentage	Ultimate Controlling Entity(ies)/Person(s)	Is an SCA Filing Required? (Yes/No)	*
							AlgoNaut Inc.	JPN	NIA	Tokio Marine Holdings, Inc.	Ownership.....	0.400	Tokio Marine Holdings, Inc.	NO	
							Kyoei Service Inc.	JPN	NIA	Tokio Marine & Nichido Fire Insurance Co., Ltd.	Ownership.....	0.638	Tokio Marine Holdings, Inc.	NO	
							Tokio Marine X SAST Insurance Co., Ltd.	JPN	NIA	Tokio Marine & Nichido Fire Insurance Co., Ltd.	Ownership.....	1.000	Tokio Marine Holdings, Inc.	NO	
							I-Resilience Corporation	JPN	NIA	Tokio Marine Holdings, Inc.	Ownership.....	0.300	Tokio Marine Holdings, Inc.	NO	
							Kyodo Jimu Chosa Service K.K.	JPN	NIA	Tokio Marine & Nichido Fire Insurance Co., Ltd.	Ownership.....	0.800	Tokio Marine Holdings, Inc.	NO	
							Tokio Marine HC Business Launch Preparation Co.,Ltd.	JPN	NIA	Tokio Marine Holdings, Inc.	Ownership.....	1.000	Tokio Marine Holdings, Inc.	NO	
							Tokio Marine Resilience Co., Ltd.	JPN	NIA	Tokio Marine Holdings, Inc.	Ownership.....	1.000	Tokio Marine Holdings, Inc.	NO	
							Tokio Marine Smart Mobility Co., Ltd.	JPN	NIA	Tokio Marine Holdings, Inc.	Ownership.....	1.000	Tokio Marine Holdings, Inc.	NO	
							Tokio Marine Decarbonization Business Launch Preparation Co.,Ltd.	JPN	NIA	Tokio Marine Holdings, Inc.	Ownership.....	1.000	Tokio Marine Holdings, Inc.	NO	

NONE

Asterisk	

SUPPLEMENTAL EXHIBITS AND SCHEDULES INTERROGATORIES

The following supplemental reports are required to be filed as part of your statement filing. However, in the event that your company does not transact the type of business for which the special report must be filed, your response of NO to the specific interrogatory will be accepted in lieu of filing a "NONE" report and a bar code will be printed below. If the supplement is required of your company but is not being filed for whatever reason enter SEE EXPLANATION and provide an explanation following the interrogatory questions.

	Response
1. Will the Trusteed Surplus Statement be filed with the state of domicile and the NAIC with this statement?	NO
2. Will the Medicare Part D Coverage Supplement be filed with the state of domicile and the NAIC with this statement?	NO
3. Will the Reasonableness of Assumptions Certification required by Actuarial Guideline XXXV be filed with the state of domicile and electronically with the NAIC?	NO
4. Will the Reasonableness and Consistency of Assumptions Certification required by Actuarial Guideline XXXV be filed with the state of domicile and electronically with the NAIC?	YES
5. Will the Reasonableness of Assumptions Certification for Implied Guaranteed Rate Method required by Actuarial Guideline XXXVI be filed with the state of domicile and electronically with the NAIC?	NO
6. Will the Reasonableness and Consistency of Assumptions Certification required by Actuarial Guideline XXXVI (Updated Average Market Value) be filed with the state of domicile and electronically with the NAIC?	NO
7. Will the Reasonableness and Consistency of Assumptions Certification required by Actuarial Guideline XXXVI (Updated Market Value) be filed with the state of domicile and electronically with the NAIC?	NO
8. Will the Life PBR Statement of Exemption be filed with the state of domicile by July 1st and electronically with the NAIC with the second quarterly filing per the Valuation Manual (by August 15)? (2nd Quarter Only) The response for 1st and 3rd quarters should be N/A. A NO response resulting with a bar code is only appropriate in the 2nd quarter. In the case of an ongoing statement of exemption, enter "SEE EXPLANATION" and provide as an explanation that the company is utilizing an ongoing statement of exemption.	SEE EXPLANATION







AUGUST FILING

9. Will the regulator-only (non-public) Communication of Internal Control Related Matters Noted in Audit be filed with the state of domicile and electronically with the NAIC (as a regulator-only non-public document) by August 1? The response for 1st and 3rd quarters should be N/A. A NO response resulting with a bar code is only appropriate in the 2nd quarter.	YES
--	-----

Explanation:

- 1.
- 2.
- 3.
- 5.
- 6.
- 7.
8. The State of Illinois Department of Insurance has approved the Company's PBR Exemption.

Bar Code:

1. Trusteed Surplus Statement [Document Identifier 490]	
2. Medicare Part D Coverage Supplement [Document Identifier 365]	
3. Reasonableness of Assumptions Certification required by Actuarial Guideline XXXV [Document Identifier 445]	
5. Reasonableness of Assumptions Certification for Implied Guaranteed Rate Method required by Actuarial Guideline XXXVI [Document Identifier 447]	
6. Reasonableness and Consistency of Assumptions Certification required by Actuarial Guideline XXXVI [Document Identifier 448]	
7. Reasonableness and Consistency of Assumptions Certification required by Actuarial Guideline XXXVI (Updated Market Value) [Document Identifier 449]	

OVERFLOW PAGE FOR WRITE-INS

Additional Write-ins for Assets Line 25

	Current Statement Date			4 December 31 Prior Year Net Admitted Assets
	1 Assets	2 Nonadmitted Assets	3 Net Admitted Assets (Cols. 1 - 2)	
2504. Other assets nonadmitted	12,300	12,300	0	0
2597. Summary of remaining write-ins for Line 25 from overflow page	12,300	12,300	0	0

Additional Write-ins for Liabilities Line 25

	1 Current Statement Date	2 December 31 Prior Year
2504.		
2505.		
2597. Summary of remaining write-ins for Line 25 from overflow page	0	0

STATEMENT AS OF JUNE 30, 2024 OF THE Reliance Standard Life Insurance Company

SCHEDULE A - VERIFICATION

Real Estate

	1 Year to Date	2 Prior Year Ended December 31
1. Book/adjusted carrying value, December 31 of prior year	35,072,411	13,707,231
2. Cost of acquired:		
2.1 Actual cost at time of acquisition	43,080,542	31,464,577
2.2 Additional investment made after acquisition	0	0
3. Current year change in encumbrances	0	0
4. Total gain (loss) on disposals	(362,691)	(303,278)
5. Deduct amounts received on disposals	2,210,615	4,492,846
6. Total foreign exchange change in book/adjusted carrying value	0	0
7. Deduct current year's other than temporary impairment recognized	610,698	5,303,273
8. Deduct current year's depreciation	0	0
9. Book/adjusted carrying value at the end of current period (Lines 1+2+3+4-5+6-7-8)	74,968,949	35,072,411
10. Deduct total nonadmitted amounts	499	499
11. Statement value at end of current period (Line 9 minus Line 10)	74,968,450	35,071,912

SCHEDULE B - VERIFICATION

Mortgage Loans

	1 Year to Date	2 Prior Year Ended December 31
1. Book value/recorded investment excluding accrued interest, December 31 of prior year	8,687,005,202	7,636,067,734
2. Cost of acquired:		
2.1 Actual cost at time of acquisition	1,227,261,323	2,118,825,915
2.2 Additional investment made after acquisition	0	0
3. Capitalized deferred interest and other	0	0
4. Accrual of discount	11,983,903	27,403,786
5. Unrealized valuation increase/(decrease)	0	0
6. Total gain (loss) on disposals	(304,220)	(5,910,335)
7. Deduct amounts received on disposals	696,568,549	1,075,251,954
8. Deduct amortization of premium and mortgage interest points and commitment fees	2,728,231	8,427,458
9. Total foreign exchange change in book value/recorded investment excluding accrued interest	0	0
10. Deduct current year's other than temporary impairment recognized	19,090,134	5,702,486
11. Book value/recorded investment excluding accrued interest at end of current period (Lines 1+2+3+4+5+6-7-8+9-10)	9,207,559,295	8,687,005,202
12. Total valuation allowance	0	0
13. Subtotal (Line 11 plus Line 12)	9,207,559,295	8,687,005,202
14. Deduct total nonadmitted amounts	0	0
15. Statement value at end of current period (Line 13 minus Line 14)	9,207,559,295	8,687,005,202

SCHEDULE BA - VERIFICATION

Other Long-Term Invested Assets

	1 Year to Date	2 Prior Year Ended December 31
1. Book/adjusted carrying value, December 31 of prior year	732,409,308	589,480,628
2. Cost of acquired:		
2.1 Actual cost at time of acquisition	32,041,410	149,315,129
2.2 Additional investment made after acquisition	116,389,144	64,104,356
3. Capitalized deferred interest and other	0	0
4. Accrual of discount	(8,286,557)	6,119,435
5. Unrealized valuation increase/(decrease)	(2,016,541)	20,728,085
6. Total gain (loss) on disposals	(552,518)	(205,763)
7. Deduct amounts received on disposals	115,354,246	73,358,878
8. Deduct amortization of premium and depreciation	651,189	21,510,668
9. Total foreign exchange change in book/adjusted carrying value	(87,551)	120,281
10. Deduct current year's other than temporary impairment recognized	2,453,637	2,383,298
11. Book/adjusted carrying value at end of current period (Lines 1+2+3+4+5+6-7-8+9-10)	751,437,622	732,409,308
12. Deduct total nonadmitted amounts	0	0
13. Statement value at end of current period (Line 11 minus Line 12)	751,437,622	732,409,308

SCHEDULE D - VERIFICATION

Bonds and Stocks

	1 Year to Date	2 Prior Year Ended December 31
1. Book/adjusted carrying value of bonds and stocks, December 31 of prior year	12,454,313,071	11,079,819,785
2. Cost of bonds and stocks acquired	2,088,666,397	3,809,010,698
3. Accrual of discount	38,773,185	72,715,832
4. Unrealized valuation increase/(decrease)	(5,817,299)	21,228,371
5. Total gain (loss) on disposals	(461,765)	(15,694,905)
6. Deduct consideration for bonds and stocks disposed of	1,490,642,000	2,470,687,332
7. Deduct amortization of premium	6,585,624	20,618,598
8. Total foreign exchange change in book/adjusted carrying value	(31,408,271)	18,189,996
9. Deduct current year's other than temporary impairment recognized	11,383,880	39,536,201
10. Total investment income recognized as a result of prepayment penalties and/or acceleration fees	7,471	(114,575)
11. Book/adjusted carrying value at end of current period (Lines 1+2+3+4+5-6-7+8-9+10)	13,035,461,285	12,454,313,071
12. Deduct total nonadmitted amounts	0	0
13. Statement value at end of current period (Line 11 minus Line 12)	13,035,461,285	12,454,313,071

STATEMENT AS OF JUNE 30, 2024 OF THE Reliance Standard Life Insurance Company

SCHEDULE D - PART 1B

Showing the Acquisitions, Dispositions and Non-Trading Activity
During the Current Quarter for all Bonds and Preferred Stock by NAIC Designation

NAIC Designation	1 Book/Adjusted Carrying Value Beginning of Current Quarter	2 Acquisitions During Current Quarter	3 Dispositions During Current Quarter	4 Non-Trading Activity During Current Quarter	5 Book/Adjusted Carrying Value End of First Quarter	6 Book/Adjusted Carrying Value End of Second Quarter	7 Book/Adjusted Carrying Value End of Third Quarter	8 Book/Adjusted Carrying Value December 31 Prior Year
BONDS								
1. NAIC 1 (a)	5,748,984,703	655,493,552	257,827,909	70,442,260	5,748,984,703	6,217,092,606	0	5,775,095,114
2. NAIC 2 (a)	3,570,551,594	382,030,483	319,772,740	12,573,525	3,570,551,594	3,645,382,862	0	3,651,072,020
3. NAIC 3 (a)	851,499,415	94,199,550	79,388,775	(30,386,834)	851,499,415	835,923,356	0	852,380,595
4. NAIC 4 (a)	780,064,428	31,564,522	48,950,660	96,015,434	780,064,428	858,693,724	0	868,448,798
5. NAIC 5 (a)	717,708,197	350,045,692	76,326,281	(170,822,807)	717,708,197	820,604,801	0	599,011,019
6. NAIC 6 (a)	69,053,500	8,426,932	10,678,974	12,976,519	69,053,500	79,777,977	0	69,902,966
7. Total Bonds	11,737,861,837	1,521,760,730	792,945,339	(9,201,903)	11,737,861,837	12,457,475,326	0	11,815,910,512
PREFERRED STOCK								
8. NAIC 1	0	0	0	0	0	0	0	195,000
9. NAIC 2	17,821,394	0	1,008,000	(129,615)	17,821,394	16,683,780	0	20,309,196
10. NAIC 3	12,202,483	4,983,050	2,473,023	238,030	12,202,483	14,950,540	0	15,866,007
11. NAIC 4	228,456	0	0	(2,403)	228,456	226,053	0	223,487
12. NAIC 5	1,664,398	2,249,217	11,030	(106,294)	1,664,398	3,796,291	0	812,559
13. NAIC 6	0	0	0	0	0	0	0	0
14. Total Preferred Stock	31,916,731	7,232,267	3,492,053	(282)	31,916,731	35,656,664	0	37,406,249
15. Total Bonds and Preferred Stock	11,769,778,568	1,528,992,997	796,437,392	(9,202,184)	11,769,778,568	12,493,131,989	0	11,853,316,761

(a) Book/Adjusted Carrying Value column for the end of the current reporting period includes the following amount of short-term and cash equivalent bonds by NAIC designation:

NAIC 1 \$ 22,336,521 ; NAIC 2 \$ 3,579,303 ; NAIC 3 \$ 642,700 ; NAIC 4 \$ 2,848,427 ; NAIC 5 \$ 11,334,318 ; NAIC 6 \$ 18,916

S102

SCHEDULE DA - PART 1

Short-Term Investments

	1	2	3	4	5
	Book/Adjusted Carrying Value	Par Value	Actual Cost	Interest Collected Year-to-Date	Paid for Accrued Interest Year-to-Date
7709999999 Totals	48,496,686	xxx	49,084,733	245,749	112,620

SCHEDULE DA - VERIFICATION

Short-Term Investments

	1	2
	Year To Date	Prior Year Ended December 31
1. Book/adjusted carrying value, December 31 of prior year	19,517,453	27,228,381
2. Cost of short-term investments acquired	49,118,776	62,082,529
3. Accrual of discount	199,362	589,191
4. Unrealized valuation increase/(decrease)	0	0
5. Total gain (loss) on disposals	(666,862)	1,687,700
6. Deduct consideration received on disposals	18,599,740	72,150,526
7. Deduct amortization of premium	4,058	5,641
8. Total foreign exchange change in book/adjusted carrying value	(885,454)	97,167
9. Deduct current year's other than temporary impairment recognized	182,791	11,348
10. Book/adjusted carrying value at end of current period (Lines 1+2+3+4+5-6-7+8-9)	48,496,686	19,517,453
11. Deduct total nonadmitted amounts	0	0
12. Statement value at end of current period (Line 10 minus Line 11)	48,496,686	19,517,453

STATEMENT AS OF JUNE 30, 2024 OF THE Reliance Standard Life Insurance Company

SCHEDULE DB - PART A - VERIFICATION

Options, Caps, Floors, Collars, Swaps and Forwards

1. Book/Adjusted Carrying Value, December 31, prior year (Line 10, prior year)	111,700,489
2. Cost Paid/(Consideration Received) on additions	50,729,620
3. Unrealized Valuation increase/(decrease)	(7,628,017)
4. SSAP No. 108 adjustments	0
5. Total gain (loss) on termination recognized	58,327,599
6. Considerations received/(paid) on terminations	105,658,365
7. Amortization	27,024
8. Adjustment to the Book/Adjusted Carrying Value of hedged item	0
9. Total foreign exchange change in Book/Adjusted Carrying Value	16,343,344
10. Book/Adjusted Carrying Value at End of Current Period (Lines 1+2+3+4+5-6+7+8+9)	123,841,694
11. Deduct nonadmitted assets	0
12. Statement value at end of current period (Line 10 minus Line 11)	123,841,694

SCHEDULE DB - PART B - VERIFICATION

Futures Contracts

1. Book/Adjusted carrying value, December 31 of prior year (Line 6, prior year).....	827,250
2. Cumulative cash change (Section 1, Broker Name/Net Cash Deposits Footnote - Cumulative Cash Change column)	(193,650)
3.1 Add:	
Change in variation margin on open contracts - Highly Effective Hedges	
3.11 Section 1, Column 15, current year to date minus	0
3.12 Section 1, Column 15, prior year	0
Change in variation margin on open contracts - All Other	
3.13 Section 1, Column 18, current year to date minus	(24,192)
3.14 Section 1, Column 18, prior year	(767,939)
3.2 Add:	
Change in adjustment to basis of hedged item	
3.21 Section 1, Column 17, current year to date minus	0
3.22 Section 1, Column 17, prior year	0
Change in amount recognized	
3.23 Section 1, Column 19, current year to date minus	(24,192)
3.24 Section 1, Column 19, prior year plus	(767,939)
3.25 SSAP No. 108 adjustments	0
3.3 Subtotal (Line 3.1 minus Line 3.2)	0
4.1 Cumulative variation margin on terminated contracts during the year	2,680,407
4.2 Less:	
4.21 Amount used to adjust basis of hedged item	0
4.22 Amount recognized	2,680,407
4.23 SSAP No. 108 adjustments	0
4.3 Subtotal (Line 4.1 minus Line 4.2)	0
5. Dispositions gains (losses) on contracts terminated in prior year:	
5.1 Total gain (loss) recognized for terminations in prior year	0
5.2 Total gain (loss) adjusted into the hedged item(s) for terminations in prior year	0
6. Book/Adjusted carrying value at end of current period (Lines 1+2+3.3-4.3-5.1-5.2)	633,600
7. Deduct total nonadmitted amounts	0
8. Statement value at end of current period (Line 6 minus Line 7)	633,600

Schedule DB - Part C - Section 1 - Replication (Synthetic Asset) Transactions (RSATs) Open

N O N E

Schedule DB-Part C-Section 2-Reconciliation of Replication (Synthetic Asset) Transactions Open

N O N E

STATEMENT AS OF JUNE 30, 2024 OF THE Reliance Standard Life Insurance Company

SCHEDULE DB - VERIFICATION

Verification of Book/Adjusted Carrying Value, Fair Value and Potential Exposure of all Open Derivative Contracts

	Book/Adjusted Carrying Value Check
1. Part A, Section 1, Column 14.....	123,841,694
2. Part B, Section 1, Column 15 plus Part B, Section 1 Footnote - Total Ending Cash Balance.....	1,772,000
3. Total (Line 1 plus Line 2)	125,613,694
4. Part D, Section 1, Column 6	374,081,096
5. Part D, Section 1, Column 7	(248,467,401)
6. Total (Line 3 minus Line 4 minus Line 5)	0
	Fair Value Check
7. Part A, Section 1, Column 16	123,841,694
8. Part B, Section 1, Column 13	528,070
9. Total (Line 7 plus Line 8)	124,369,764
10. Part D, Section 1, Column 9	372,837,166
11. Part D, Section 1, Column 10	(248,467,401)
12. Total (Line 9 minus Line 10 minus Line 11)	0
	Potential Exposure Check
13. Part A, Section 1, Column 21	16,896,348
14. Part B, Section 1, Column 20	1,772,000
15. Part D, Section 1, Column 12	18,668,348
16. Total (Line 13 plus Line 14 minus Line 15)	0

SCHEDULE E - PART 2 - VERIFICATION

(Cash Equivalents)

	1	2
	Year To Date	Prior Year Ended December 31
1. Book/adjusted carrying value, December 31 of prior year	142,176,987	106,664,169
2. Cost of cash equivalents acquired	2,941,603,835	5,417,772,256
3. Accrual of discount	350	11,334
4. Unrealized valuation increase/(decrease)	0	0
5. Total gain (loss) on disposals	(15,075)	0
6. Deduct consideration received on disposals	2,449,989,485	5,382,274,413
7. Deduct amortization of premium	0	0
8. Total foreign exchange change in book/adjusted carrying value	(3,642)	3,642
9. Deduct current year's other than temporary impairment recognized	0	0
10. Book/adjusted carrying value at end of current period (Lines 1+2+3+4+5-6-7+8-9)	633,772,970	142,176,987
11. Deduct total nonadmitted amounts	0	0
12. Statement value at end of current period (Line 10 minus Line 11)	633,772,970	142,176,987

STATEMENT AS OF JUNE 30, 2024 OF THE Reliance Standard Life Insurance Company

SCHEDULE A - PART 2

Showing All Real Estate ACQUIRED AND ADDITIONS MADE During the Current Quarter

1 Description of Property	2 Location		4 Date Acquired	5 Name of Vendor	6 Actual Cost at Time of Acquisition	7 Amount of Encumbrances	8 Book/Adjusted Carrying Value Less Encumbrances	9 Additional Investment Made After Acquisition
	3 City	3 State						
ALMENA WI - USDA - 40 FIXED	ALMENA	WI	04/29/2024	INTERNAL TRANSFER	95,623		95,623	
COLUMBUS GA - VA - 40 FIXED	COLUMBUS	GA	04/29/2024	INTERNAL TRANSFER	4		4	
ELMIRA NY - VA - 5YR-ARM	ELMIRA	NY	04/29/2024	INTERNAL TRANSFER	8,222		8,222	
GALLIPOLIS OH - USDA - 40 FIXED	GALLIPOLIS	OH	04/01/2024	INTERNAL TRANSFER	67,705		67,705	
JACKSON MS - FHA - 30 FIXED	JACKSON	MS	05/30/2024	INTERNAL TRANSFER	106,598		106,598	
MURRAY KY - USDA - FIXED	MURRAY	KY	04/01/2024	INTERNAL TRANSFER	81,934		81,934	
UNION BEACH NJ - VA - 40 FIXED	UNION BEACH	NJ	05/30/2024	INTERNAL TRANSFER	3,392		3,392	
WEST POINT MS - USDA - 30 FIXED	WEST POINT	MS	04/29/2024	INTERNAL TRANSFER	65,965		65,965	
0299999. Acquired by Internal Transfer					429,442	0	429,442	0
0399999 - Totals					429,442	0	429,442	0

SCHEDULE A - PART 3

Showing All Real Estate DISPOSED During the Quarter, Including Payments During the Final Year on "Sales Under Contract"

1 Description of Property	2 Location		4 Disposal Date	5 Name of Purchaser	6 Actual Cost	7 Expended for Additions, Permanent Improvements and Changes in Encumbrances	8 Book/Adjusted Carrying Value Less Encumbrances Prior Year	9 Change in Book/Adjusted Carrying Value Less Encumbrances					14 Book/Adjusted Carrying Value Less Encumbrances on Disposal	15 Amounts Received During Year	16 Foreign Exchange Gain (Loss) on Disposal	17 Realized Gain (Loss) on Disposal	18 Total Gain (Loss) on Disposal	19 Gross Income Earned Less Interest Incurred on Encumbrances	20 Taxes, Repairs and Expenses Incurred
	3 City	3 State						9 Current Year's Depreciation	10 Current Year's Other-Than-Temporary Impairment Recognized	11 Current Year's Change in Encumbrances	12 Total Change in Book/Adjusted Carrying Value (11-9-10)	13 Total Foreign Exchange Change in Book/Adjusted Carrying Value							
HAMPSTEAD NH - USDA - 40 FIXED	HAMPSTEAD	NH	06/30/2024	DIRECT	335,458	0	0	0	0	0	0	335,458	294,649		(40,810)	(40,810)	50,793		
SHELBY NC - USDA - 40 FIXED	SHELBY	NC	06/30/2024	DIRECT	102,501	0	0	0	0	0	0	102,501	109,146		6,645	6,645	9,925		
COALPORT PA - USDA - 30 FIXED	COALPORT	PA	06/30/2024	DIRECT	28,368	0	0	0	0	0	0	28,368	28,368		0	0	7,665		
SMITHVILLE MS - USDA - 40 FIXED	SMITHVILLE	MS	06/30/2024	DIRECT	24,499	0	0	0	0	0	0	24,499	24,499		0	0	6,479		
FLEETWOOD PA - USDA - 30 FIXED	FLEETWOOD	PA	06/30/2024	DIRECT	106,534	0	0	0	0	0	0	106,534	109,111		2,577	2,577	11,575		
PARKS LA - USDA - 40 FIXED	PARKS	LA	06/30/2024	DIRECT	370,374	0	0	0	0	0	0	370,374	152,592		(217,783)	(217,783)	0		
PERRYTON TX - USDA - 30 FIXED	PERRYTON	TX	06/30/2024	DIRECT	4,109	0	0	0	0	0	0	4,109	2,725		(1,385)	(1,385)	3,939		
MONTICELLO IA - USDA - 30 FIXED	MONTICELLO	IA	06/30/2024	DIRECT	19,689	0	0	0	0	0	0	19,689	20,275		586	586	13,559		
VALLEY AL - USDA - 30 FIXED	VALLEY	AL	06/30/2024	DIRECT	62,821	0	0	0	0	0	0	62,821	62,821		0	0	647		
MONROE LA - USDA - 30 FIXED	MONROE	LA	06/30/2024	DIRECT	51,921	0	0	0	0	0	0	51,921	51,921		0	0	2,244		
LAS VEGAS NM - USDA - 30 FIXED	LAS VEGAS	NM	06/30/2024	DIRECT	74,517	0	0	0	0	0	0	74,517	65,125		(9,392)	(9,392)	9,600		
CARSONVILLE MI - USDA - 30 FIXED	CARSONVILLE	MI	06/30/2024	DIRECT	3,429	0	0	0	0	0	0	3,429	2,077		(1,352)	(1,352)	0		
PICAYUNE MS - USDA - 40 FIXED	PICAYUNE	MS	06/30/2024	DIRECT	44,990	0	0	0	0	0	0	44,990	19,100		(25,889)	(25,889)	22,921		
OZARK AR - USDA - 40 FIXED	OZARK	AR	06/30/2024	DIRECT	60,823	0	0	0	0	0	0	60,823	61,926		1,102	1,102	7,790		
CHARBOURN NC - USDA - 30 FIXED	CHARBOURN	NC	06/30/2024	DIRECT	26,587	0	0	0	0	0	0	26,587	28,578		1,991	1,991	5,216		
COLUMBUS GA - VA - 40 FIXED	COLUMBUS	GA	06/30/2024	DIRECT	4	0	0	0	0	0	0	4	10,161		10,157	10,157	4,977		
UNION BEACH NJ - VA - 40 FIXED	UNION BEACH	NJ	06/30/2024	DIRECT	3,392	0	0	0	0	0	0	3,392	12,495		9,104	9,104	25		
COFFEYVILLE KS - USDA - 30 FIXED	COFFEYVILLE	KS	06/30/2024	DIRECT	4,915	0	0	0	0	0	0	4,915	0		(4,915)	(4,915)	0		
BLYTHEVILLE AR - USDA - 30 FIXED	BLYTHEVILLE	AR	06/30/2024	DIRECT	5,967	0	0	0	0	0	0	5,967	0		(5,967)	(5,967)	0		
ELMIRA NY - VA - 5YR-ARM	ELMIRA	NY	06/30/2024	DIRECT	8,222	0	0	0	0	0	0	8,222	8,542		321	321	5,522		
0199999. Property Disposed					1,339,121	0	0	0	0	0	0	1,339,121	1,064,112	0	(275,009)	(275,009)	162,877	0	
0399999 - Totals					1,339,121	0	0	0	0	0	0	1,339,121	1,064,112	0	(275,009)	(275,009)	162,877	0	

E01

STATEMENT AS OF JUNE 30, 2024 OF THE Reliance Standard Life Insurance Company

SCHEDULE B - PART 2

Showing All Mortgage Loans ACQUIRED AND ADDITIONS MADE During the Current Quarter

1 Loan Number	2 Location		4 Loan Type	5 Date Acquired	6 Rate of Interest	7 Actual Cost at Time of Acquisition	8 Additional Investment Made After Acquisition	9 Value of Land and Buildings
	City	3 State						
000237429	FORT WORTH	TX		04/01/2024	4.760	9,208	0	296,101
000237503	BROWNSVILLE	TX		04/30/2024	4.760	1,383	0	151,719
000237553	CYPRESS	TX		04/01/2024	4.760	3,808	0	252,695
000237576	TULSA	OK		04/01/2024	4.760	1,702	0	163,166
000237593	LESTER PRAIRIE	MINN		04/30/2024	4.760	1,907	0	205,000
000237610	AUGUSTA	GA		04/01/2024	4.760	518	0	193,230
000237678	ALBUQUERQUE	NM		04/01/2024	4.760	7,946	0	258,688
000237703	CATASAUQUA	PA		05/31/2024	4.760	333	0	182,661
000237719	SHAKER HEIGHTS	OH		04/30/2024	4.760	19,894	0	221,364
000237733	WALDORF	MD		04/30/2024	4.760	714	0	251,653
000237892	SAINT CLOUD	FL		04/30/2024	4.760	77	0	403,428
000237992	SOUTHPORT	FL		05/31/2024	4.760	399	0	321,089
000238349	GROVE CITY	OH		04/30/2024	4.760	2,875	0	277,436
000238580	MCCOMB	MS		04/30/2024	4.760	224	0	97,998
000238752	MCALESTER	OK		05/31/2024	4.760	315	0	106,443
000239034	DAMASCUS	MD		04/01/2024	4.760	36,427	0	430,381
000239046	LAREDO	TX		04/01/2024	4.760	11,368	0	274,500
000239083	SAUGUS	MA		04/01/2024	4.760	17,240	0	750,000
000239385	SPRINGFIELD GARDENS	NY		04/01/2024	4.760	17,023	0	750,790
000239422	EVERETT	MA		04/01/2024	4.760	253	0	671,208
000239717	LEADVILLE	CO		04/30/2024	4.760	226	0	265,000
000240165	RANCHO MIRAGE	CA		05/31/2024	4.760	493	0	517,257
000240171	BRANDYWINE	MD		05/31/2024	4.760	47,670	0	710,000
000240247	CALLAHAN	FL		05/30/2024	4.760	41,706	0	394,556
000240365	LAKE VILLA	IL		05/31/2024	4.760	37,514	0	553,142
000240538	WALNUTPORT	PA		05/31/2024	4.760	29	0	299,347
000240765	BETHLEHEM	GA		04/01/2024	4.760	259	0	344,732
000240986	WEST LAFAYETTE	IN		04/30/2024	4.760	7,334	0	420,725
000241437	DOYLESTOWN	PA		05/31/2024	4.760	7,776	0	320,000
000241458	RAEFORD	NC		05/31/2024	4.760	435	0	202,492
000241460	CLARKSDALE	MS		04/01/2024	4.760	4,231	0	80,500
000241508	FLORESVILLE	TX		04/30/2024	4.760	19,607	0	548,480
000241591	COLUMBUS	OH		05/31/2024	4.760	5,369	0	146,376
000241670	AURORA	IL		04/01/2024	4.760	20,355	0	444,776
000241713	SAVANNAH	GA		05/31/2024	4.760	10,755	0	264,819
000242328	SEGUIN	TX		04/30/2024	4.760	5,203	0	264,756
000242345	DAYTON	TX		05/31/2024	4.760	11,803	0	358,000
000242355	PHILADELPHIA	PA		04/01/2024	4.760	26,816	0	129,036
000242367	MANAKIN SABOT	VA		04/01/2024	4.760	285	0	321,977
000242458	JOPLIN	MO		04/01/2024	4.760	40,710	0	162,800
000242481	BESSEMER	AL		04/30/2024	4.760	8,597	0	255,120
000242486	MESQUITE	TX		04/30/2024	4.760	32,350	0	306,824
000242631	CHESTERFIELD	VA		05/31/2024	4.760	8,425	0	407,875
000242648	HOUSTON	TX		04/01/2024	4.760	17,491	0	350,614
000243365	CHOWCHILLA	CA		04/01/2024	4.760	245	0	200,000
000243435	SEAFORD	DE		04/30/2024	4.760	4,047	0	322,571
000243492	ADELANTO	CA		04/01/2024	4.760	4,960	0	414,655
000243714	TONAWANDA	NY		04/30/2024	4.760	2,769	0	206,256
000243729	DECATUR	GA		04/01/2024	4.760	7,128	0	301,451
000243749	HAMPTON	VA		04/30/2024	4.760	7,756	0	243,000
000243959	HOLIDAY	FL		05/31/2024	4.760	15,848	0	226,699
000244001	COLUMBUS	GA		04/30/2024	4.760	5,655	0	248,595
000244046	DALLAS	GA		04/30/2024	4.760	7,973	0	282,886
000244214	SUTTON	MA		04/01/2024	4.760	20,415	0	454,249
000244352	JACKSON TOWNSHIP	NJ		05/31/2024	4.760	27,545	0	462,898

STATEMENT AS OF JUNE 30, 2024 OF THE Reliance Standard Life Insurance Company

SCHEDULE B - PART 2

Showing All Mortgage Loans ACQUIRED AND ADDITIONS MADE During the Current Quarter

1 Loan Number	2 Location		4 Loan Type	5 Date Acquired	6 Rate of Interest	7 Actual Cost at Time of Acquisition	8 Additional Investment Made After Acquisition	9 Value of Land and Buildings
	City	3 State						
000244579	SCRANTON	PA		05/31/2024	4.760	5,450	0	113,136
000244693	IOWA CITY	IA		04/01/2024	4.760	4,943	0	207,261
000244703	WICHITA	KS		04/30/2024	4.760	2,998	0	262,220
000249057	FORNEY	TX		04/30/2024	4.760	8,108	0	264,711
000249148	MOBILE	AL		04/01/2024	4.760	52,141	0	210,000
200068155	Concord	MO		05/31/2024	4.000	10,482	0	322,801
400357401	SELMA	AL		04/30/2024	6.373	1,904	0	98,188
700312156	DELTONA	FL		04/30/2024	5.795	38,032	0	343,648
700312339	JACKSON	NJ		04/30/2024	4.504	25,621	0	989,699
700312377	COVINGTON	KY		04/30/2024	4.504	3,557	0	132,254
700312401	NEWBERRY	FL		04/01/2024	4.503	13,584	0	302,207
700312435	PORT READING	NJ		04/01/2024	4.380	15,074	0	381,394
700312467	GEORGETOWN	OH		04/30/2024	3.730	2,308	0	177,804
BB1193010	PHOENIX	AZ		06/17/2024	7.605	265,582	0	350,000
BB1193020	GLENDALE	AZ		06/17/2024	7.161	280,803	0	365,000
BB1193030	TUCSON	AZ		06/17/2024	7.245	162,872	0	330,000
BB1193040	BONNEY LAKE	WA		06/17/2024	8.027	391,360	0	623,000
BB1193050	HEREFORD	AZ		06/17/2024	7.266	168,460	0	230,000
BB1193070	HUACHUCA CITY	AZ		06/17/2024	6.861	233,156	0	325,000
BB1193080	TUCSON	AZ		06/17/2024	6.329	142,589	0	295,000
BB1193120	SCOTTSDALE	AZ		06/17/2024	4.984	349,007	0	680,000
BB1193140	GLENDALE	AZ		06/17/2024	7.605	170,343	0	220,000
BB1193150	PEORIA	AZ		06/17/2024	6.566	356,005	0	420,000
BB1193160	SUN CITY	AZ		06/17/2024	4.976	161,180	0	309,000
BB1193170	TROUTDALE	OR		06/17/2024	7.413	420,179	0	579,000
BB1193180	HILLSBORO	OR		06/17/2024	6.554	328,958	0	540,000
902044496	HOBBS	NM		05/15/2024	5.000	15,640	0	285,412
0299999. Mortgages in good standing - Residential mortgages-insured or guaranteed						4,223,729	0	27,048,749
023100115	SACRAMENTO	CA		05/31/2024	8.169	220	0	505,000
023110003	LANCASTER	PA		04/12/2024	8.216	210,541	0	293,000
023110173	SAN FRANCISCO	CA		04/03/2024	7.314	1,332,695	0	2,465,000
023110322	DANBURY	CT		04/12/2024	7.155	390,596	0	480,000
023120084	(WEST HILLS), LOS ANGELES	CA		04/12/2024	7.722	1,001,477	0	1,100,000
023120212	BONSALL	CA		04/03/2024	8.638	1,113,122	0	1,400,000
023120415	STONEHAM	MA		05/20/2024	7.680	436,123	0	632,000
023120417	GLENDALE	CA		04/03/2024	8.397	1,112,407	0	1,200,000
024010010	CORALVILLE	IA		04/23/2024	9.585	327,771	0	358,000
024010037	EAST STROUDSBURG	PA		04/12/2024	7.367	227,093	0	295,000
024010044	IRVING	TX		04/03/2024	8.758	1,042,542	0	1,175,000
024010148	KINGFISHER	OK		05/07/2024	7.679	163,559	0	200,000
024010165	FALL RIVER	MA		04/12/2024	9.547	531,310	0	690,000
024010252	ARIZONA CITY	AZ		04/12/2024	7.277	204,504	0	300,000
024010282	ARLINGTON	TX		04/03/2024	7.676	309,123	0	400,000
024010283	PEORIA	AZ		04/23/2024	7.514	292,304	0	380,000
024010303	VESTAVIA HILLS	AL		04/12/2024	8.216	208,386	0	292,000
024010336	FREDERICK	CO		04/03/2024	9.118	644,753	0	730,000
024010343	ALBANY	OR		04/03/2024	6.310	304,344	0	398,000
024010347	HERNANDO BEACH	FL		05/07/2024	8.248	486,735	0	640,000
024010353	LOS ANGELES	CA		04/03/2024	7.041	693,399	0	1,300,000
024010382	PORT SAINT LUCIE	FL		04/03/2024	8.277	376,676	0	432,000
024010412	APPLE VALLEY	CA		06/10/2024	7.484	388,525	0	505,000
024010436	PALATINE	IL		04/12/2024	7.124	154,073	0	215,000
024010451	SAN DIEGO	CA		04/23/2024	7.758	472,626	0	660,000
024010454	SAN RAMON	CA		04/03/2024	6.919	173,346	0	514,000
024010458	MURRIETA	CA		04/23/2024	6.772	1,606,671	0	1,960,000

STATEMENT AS OF JUNE 30, 2024 OF THE Reliance Standard Life Insurance Company

SCHEDULE B - PART 2

Showing All Mortgage Loans ACQUIRED AND ADDITIONS MADE During the Current Quarter

1 Loan Number	2 Location		4 Loan Type	5 Date Acquired	6 Rate of Interest	7 Actual Cost at Time of Acquisition	8 Additional Investment Made After Acquisition	9 Value of Land and Buildings
	City	3 State						
024010460	VAN NUYS	CA		05/20/2024	7.403	744,691	0	1,555,000
024010466	CYPRESS	TX		04/26/2024	9.541	845,579	0	975,000
024010492	PALMDALE	CA		04/12/2024	7.973	218,952	0	372,000
024020010	BERKELEY	CA		04/03/2024	6.900	830,259	0	1,100,000
024020016	ELMWOOD PARK	IL		04/12/2024	7.610	242,241	0	295,000
024020018	STOCKTON	CA		04/23/2024	8.855	196,442	0	285,000
024020041	LAS VEGAS	NV		04/23/2024	9.585	470,666	0	510,000
024020087	HOUSTON	TX		04/23/2024	7.270	722,017	0	880,000
024020094	SPRING	TX		04/03/2024	7.406	517,019	0	780,000
024020109	WAUKEGAN	IL		04/12/2024	7.246	203,225	0	305,000
024020113	DESTIN	FL		04/03/2024	6.310	367,813	0	565,000
024020118	BEND	OR		04/23/2024	8.367	1,015,490	0	1,100,000
024020119	MISSION	TX		04/23/2024	8.976	304,464	0	424,000
024020143	LA PLACE	LA		04/12/2024	9.064	221,753	0	277,000
024020146	VALLEYFORD	WA		04/23/2024	8.976	521,630	0	565,000
024020156	EASTON	PA		04/12/2024	7.003	157,801	0	205,000
024020157	BALTIMORE	MD		05/23/2024	7.169	136,387	0	190,000
024020159	BALTIMORE	MD		04/26/2024	7.236	142,398	0	200,000
024020160	BALTIMORE	MD		04/26/2024	7.236	135,278	0	190,000
024020161	BALTIMORE	MD		04/26/2024	7.236	156,638	0	220,000
024020165	BALTIMORE	MD		04/26/2024	7.236	142,398	0	200,000
024020167	BALTIMORE	MD		04/26/2024	7.236	142,398	0	200,000
024020169	BALTIMORE	MD		04/26/2024	7.236	145,958	0	205,000
024020170	BALTIMORE	MD		04/26/2024	7.236	138,838	0	195,000
024020173	BALTIMORE	MD		04/26/2024	7.236	177,998	0	250,000
024020175	BALTIMORE	MD		04/26/2024	7.236	163,758	0	230,000
024020176	BALTIMORE	MD		04/26/2024	7.236	156,638	0	220,000
024020177	BALTIMORE	MD		04/26/2024	7.236	160,198	0	225,000
024020185	SANTA MONICA	CA		04/23/2024	7.392	323,301	0	495,000
024020223	MEMPHIS	TN		04/23/2024	8.237	122,734	0	173,000
024020224	NATIONAL CITY	CA		04/03/2024	7.770	730,188	0	1,000,000
024020241	ROCKWALL	TX		04/03/2024	7.892	309,009	0	505,000
024020245	LAS VEGAS	NV		05/07/2024	6.395	246,410	0	405,000
024020268	ETOWAH	TN		04/12/2024	7.642	144,950	0	189,000
024020269	ETOWAH	TN		04/12/2024	7.246	227,089	0	295,000
024020301	KATY	TX		04/23/2024	7.514	437,898	0	505,000
024020315	VILLAGE OF WAUNAKEE	WI		04/12/2024	7.610	827,572	0	1,078,000
024020318	BELLA COLLINA	FL		04/23/2024	7.251	1,782,388	0	2,300,000
024020320	ATHENS	TN		04/12/2024	7.124	200,142	0	270,000
024020322	WEST PALM BEACH	FL		04/23/2024	9.706	475,504	0	524,000
024020324	CATONSVILLE	MD		04/23/2024	8.611	401,592	0	435,000
024020325	DELRAY BEACH	FL		04/12/2024	7.124	570,662	0	700,000
024020333	SOLVANG	CA		04/12/2024	8.007	511,314	0	1,000,000
024020343	CASTLE ROCK	CO		04/23/2024	7.514	483,276	0	589,000
024020347	CARUTHERS	CA		04/12/2024	7.246	216,825	0	325,000
024020349	FOREST GROVE	OR		05/20/2024	9.058	862,420	0	920,000
024020377	WOODLANDS HILLS	CA		06/20/2024	8.556	1,425,470	0	1,975,000
024020380	WESTERVILLE	OH		05/09/2024	7.193	408,190	0	638,000
024020396	DALLAS	TX		04/23/2024	8.606	182,428	0	285,000
024020402	WICKENBURG	AZ		04/03/2024	7.649	1,121,777	0	1,700,000
024020416	ELIZABETHTOWN	KY		04/23/2024	6.538	288,772	0	355,000
024020425	FORT WORTH	TX		04/23/2024	7.636	226,924	0	326,000
024020431	APOLLO BEACH	FL		04/23/2024	7.374	1,048,185	0	1,520,000
024020434	WHITMORE LAKE	MI		04/23/2024	8.002	361,046	0	450,000
024020446	LINDEN	NJ		05/07/2024	6.355	353,643	0	465,000

STATEMENT AS OF JUNE 30, 2024 OF THE Reliance Standard Life Insurance Company

SCHEDULE B - PART 2

Showing All Mortgage Loans ACQUIRED AND ADDITIONS MADE During the Current Quarter

1 Loan Number	2 Location		4 Loan Type	5 Date Acquired	6 Rate of Interest	7 Actual Cost at Time of Acquisition	8 Additional Investment Made After Acquisition	9 Value of Land and Buildings
	City	3 State						
024020471	PHOENIX	AZ		04/23/2024	7.270	281,525	0	626,000
024030000	VAN NUYS	CA		04/26/2024	7.710	462,147	0	560,000
024030011	LEOMINSTER	MA		04/03/2024	8.741	518,131	0	635,000
024030015	SANTA CLARA	CA		05/23/2024	6.313	1,062,245	0	1,900,000
024030019	SANTA MARIA	CA		04/12/2024	7.731	692,863	0	925,000
024030033	TAMARAC	FL		05/07/2024	8.743	509,551	0	670,000
024030037	SAN ANTONIO	TX		05/20/2024	8.126	259,681	0	335,000
024030097	PHOENIX	AZ		04/26/2024	6.990	368,273	0	480,000
024030117	PALM SPRINGS	CA		04/23/2024	6.820	1,008,060	0	1,260,000
024030118	COOPER CITY	FL		04/26/2024	7.233	444,868	0	576,000
024030119	PLAINVILLE	CT		04/26/2024	9.071	237,631	0	275,000
024030127	LA CRESCENTA	CA		05/07/2024	7.136	152,105	0	950,000
024030138	FORT LAUDERDALE	FL		05/09/2024	7.039	339,006	0	415,000
024030144	LABELLE	FL		04/26/2024	9.056	1,020,746	0	1,160,000
024030152	HICKORY HILLS	IL		04/26/2024	8.813	348,157	0	375,000
024030160	LITTLETON	CO		04/26/2024	7.112	783,999	0	950,000
024030171	MAMMOTH LAKES	CA		04/23/2024	7.636	549,747	0	677,000
024030178	CHINO	CA		06/10/2024	6.795	743,966	0	1,100,000
024030194	SPOKANE	WA		05/09/2024	7.648	142,968	0	340,000
024030204	SOMERSWORTH	NH		06/10/2024	7.484	265,685	0	410,000
024030210	ELMWOOD PARK	IL		05/07/2024	8.248	328,546	0	360,000
024030233	RATHDRUM	ID		04/26/2024	8.084	256,347	0	356,000
024030237	FARMERSVILLE	TX		04/26/2024	7.598	334,231	0	420,000
024030244	(VAN NUYS AREA) LOS ANGELES	CA		04/26/2024	8.084	335,263	0	1,070,000
024030265	SEBRING	FL		04/23/2024	8.237	186,482	0	235,000
024030267	EXETER	RI		04/23/2024	7.991	365,617	0	555,000
024030280	LITCHFIELD PARK	AZ		06/10/2024	7.535	558,879	0	660,000
024030283	SANTA MARIA	CA		05/09/2024	7.283	428,879	0	525,000
024030298	LOS ANGELES	CA		05/09/2024	7.648	1,086,553	0	1,350,000
024030321	WHITTIER	CA		05/07/2024	7.507	519,691	0	730,000
024030332	PROVIDENCE	RI		05/23/2024	8.914	348,911	0	495,000
024030338	JINGLEWOOD	CA		05/23/2024	8.253	301,713	0	368,000
024030343	KOLOA	HI		06/20/2024	7.755	1,272,532	0	1,775,000
024030344	HAYDEN	ID		05/09/2024	8.047	281,270	0	503,000
024030411	ROSEDALE	MD		05/09/2024	7.648	130,203	0	185,000
024030414	MABANK	TX		06/10/2024	8.816	535,946	0	580,000
024030416	FRESNO	CA		05/07/2024	7.384	1,034,312	0	1,200,000
024030435	FRAMINGHAM	MA		05/09/2024	9.106	590,360	0	682,000
024030449	LIVINGSTON	NJ		06/20/2024	7.643	768,526	0	938,000
024030469	FRISSCO	TX		05/07/2024	7.631	828,970	0	1,100,000
024030481	LAKE HAVASU CITY	AZ		05/20/2024	7.524	155,588	0	214,000
024030482	LAKE HAVASU CITY	AZ		05/20/2024	7.524	157,354	0	218,000
024030492	ANKENY	IA		06/20/2024	8.556	197,957	0	240,000
024030510	ATLANTA	GA		05/09/2024	7.971	1,407,734	0	1,715,000
024040021	SPARTANBURG	SC		05/20/2024	6.679	202,508	0	270,000
024040057	SHARPSBURG	GA		05/23/2024	7.800	395,050	0	510,000
024040062	BREWSTER	MA		05/23/2024	8.253	208,043	0	290,000
024040157	GALVESTON	TX		05/23/2024	7.304	319,164	0	410,000
024040199	NASHVILLE	TN		05/23/2024	7.888	688,496	0	1,385,000
024040214	WELLINGTON	FL		05/20/2024	7.436	307,137	0	435,000
024040266	ESCONDIDO	CA		05/20/2024	10.050	1,122,057	0	1,200,000
024040342	PEYTON	CO		05/23/2024	7.800	350,422	0	440,000
024040440	WEST PALM BEACH	FL		06/10/2024	8.211	234,074	0	290,000
024040454	MIDWAY	UT		06/20/2024	7.765	340,537	0	475,000
024040460	MIDWAY	UT		06/20/2024	7.765	272,430	0	380,000

STATEMENT AS OF JUNE 30, 2024 OF THE Reliance Standard Life Insurance Company

SCHEDULE B - PART 2

Showing All Mortgage Loans ACQUIRED AND ADDITIONS MADE During the Current Quarter

1 Loan Number	2 Location		4 Loan Type	5 Date Acquired	6 Rate of Interest	7 Actual Cost at Time of Acquisition	8 Additional Investment Made After Acquisition	9 Value of Land and Buildings
	City	State						
024040463	MIDWAY	UT		06/20/2024	7.765	340,537	0	475,000
024040465	MIDWAY	UT		06/20/2024	7.765	340,537	0	475,000
024040467	MIDWAY	UT		06/20/2024	7.765	340,537	0	475,000
024040523	SAN JOSE	CA		06/20/2024	7.643	905,148	0	1,366,000
024050003	STAFFORD	VA		06/10/2024	7.412	384,602	0	510,000
131610	CHICAGO	IL		06/27/2024	8.632	169,442	0	205,000
134160	JACKSONVILLE	FL		06/27/2024	7.127	204,146	0	265,000
135037	PITTSBURGH	PA		06/27/2024	7.988	944,603	0	1,160,000
135039	PITTSBURGH	PA		06/27/2024	7.988	807,146	0	1,154,000
135040	PITTSBURGH	PA		06/27/2024	7.988	604,295	0	796,000
135709	HENRICO	VA		06/27/2024	6.657	1,296,793	0	1,674,000
136831	JACKSONVILLE	FL		06/27/2024	8.228	119,326	0	165,000
136976	INDIANAPOLIS	IN		06/27/2024	8.349	203,788	0	263,000
137350	BAYONNE	NJ		06/27/2024	7.218	339,077	0	475,000
137762	DETROIT	MI		06/27/2024	7.875	105,306	0	136,000
137912	BALTIMORE	MD		06/27/2024	7.681	122,933	0	170,000
137935	STAFFORD	VA		06/27/2024	7.888	257,404	0	370,000
137939	WAYNE	MI		06/27/2024	8.462	103,316	0	130,000
138004	BALTIMORE	MD		06/27/2024	7.888	177,690	0	215,000
138123	BALTIMORE	MD		06/27/2024	7.516	127,837	0	165,000
138128	BALTIMORE	MD		06/27/2024	7.831	188,433	0	228,000
138140	PARIS	TX		06/27/2024	8.268	162,719	0	213,000
138264	KANSAS CITY	MO		06/27/2024	7.469	160,118	0	222,000
138567	ATLANTIC CITY	NJ		06/27/2024	7.945	226,247	0	292,000
138652	BALTIMORE	MD		06/27/2024	7.640	178,201	0	230,000
138658	BALTIMORE	MD		06/27/2024	7.883	178,207	0	230,000
138719	SYRACUSE	NY		06/27/2024	8.179	659,545	0	798,000
138879	BALTIMORE	MD		06/27/2024	8.300	151,006	0	195,000
138943	MONTGOMERY	AL		06/27/2024	8.085	107,443	0	134,000
138955	BALTIMORE	MD		06/27/2024	7.883	201,451	0	260,000
139196	GLENS FALLS	NY		06/27/2024	8.228	171,241	0	221,000
139454	CARNEGIE	PA		06/27/2024	7.970	122,938	0	170,000
139516	PARKVILLE	MD		06/27/2024	7.883	299,013	0	400,000
139784	NORTH FORT MYERS	FL		06/27/2024	8.252	198,878	0	275,000
139817	MACON	GA		06/27/2024	8.325	103,892	0	134,000
140522	BALTIMORE	MD		06/27/2024	8.110	255,853	0	330,000
140574	BAYVILLE	NJ		06/27/2024	8.454	303,748	0	420,000
1753-RC	LAS CRUCES	NM		06/26/2024	10.748	176,631	0	97,000
1770-R	HOUSTON	TX		04/24/2024	10.586	23,600	0	245,000
1818-RC	LEHIGH ACRES	FL		04/24/2024	10.990	32,163	0	21,000
2142-R	MIAMI	FL		05/01/2024	10.409	21,630	0	356,000
2147-R	PLACIDA	FL		05/29/2024	10.656	98,608	0	255,500
2194-R	CHICAGO	IL		05/08/2024	10.863	15,500	0	100,000
230289993	BIRMINGHAM	AL		05/31/2024	7.587	718	0	135,000
230292690	ST. PETE BEACH	FL		04/01/2024	7.489	2,515	0	520,000
230404113	STOUGHTON	MA		04/30/2024	8.738	1,019	0	650,000
230509770	OAK ISLAND	NC		06/21/2024	11.499	129,200	0	350,000
230510836	CHICAGO	IL		05/06/2024	11.249	9,163	0	125,000
230513947	PENNIS GROVE	NJ		05/16/2024	10.999	19,430	0	115,000
230614992	CROSBY	TX		04/01/2024	7.961	222	0	499,900
230616302	WINGDALE	NY		06/21/2024	11.249	29,750	0	350,000
230620585	BEND	OR		04/30/2024	7.425	12,507	0	935,000
230829699	BESSEMER	AL		04/23/2024	10.717	1,000	0	170,000
230832131	NEW LONDON	OH		06/11/2024	11.499	35,350	0	90,000
230832180	LA HABRA	CA		04/29/2024	10.999	32,500	0	350,000

E02.4

STATEMENT AS OF JUNE 30, 2024 OF THE Reliance Standard Life Insurance Company

SCHEDULE B - PART 2

Showing All Mortgage Loans ACQUIRED AND ADDITIONS MADE During the Current Quarter

1 Loan Number	2 Location		4 Loan Type	5 Date Acquired	6 Rate of Interest	7 Actual Cost at Time of Acquisition	8 Additional Investment Made After Acquisition	9 Value of Land and Buildings
	City	3 State						
230834798	SAVANNAH	GA		06/03/2024	11.204	26,700	0	140,000
230835563	EUCLID	OH		05/16/2024	10.448	37,000	0	120,000
230937633	LEVITTOWN	PA		05/21/2024	10.898	45,700	0	230,000
230938748	DESERT HOT SPRINGS	CA		06/21/2024	10.991	49,600	0	320,000
231024230	RAPHINE	VA		04/30/2024	8.785	1,663	0	665,000
231024601	ORANGE	VA		04/30/2024	8.291	17,444	0	450,000
231025114	FREDERICKSBURG	VA		04/30/2024	7.710	500	0	420,000
231259912	CLERMONT	FL		04/25/2024	7.655	705,155	0	895,000
240161273	KANSAS CITY	MO		05/02/2024	7.635	111,816	0	145,000
240163915	MILWAUKEE	WI		04/19/2024	6.370	299,455	0	409,180
240165902	NASHVILLE	TN		04/04/2024	7.999	319,311	0	415,000
240166181	BUFFALO	NY		05/02/2024	7.756	107,977	0	140,000
240167437	SARASOTA	FL		05/31/2024	9.503	681	0	1,925,000
240168351	WILMINGTON	NC		04/04/2024	9.386	722,492	0	797,000
240204107	CITRUS HEIGHTS	CA		06/03/2024	8.053	401,683	0	523,900
240269142	MILWAUKEE	WI		04/19/2024	6.730	170,417	0	223,590
240269761	MILFORD	CT		04/11/2024	7.605	435,682	0	550,000
240270025	SAINT JOHNS	FL		04/25/2024	9.482	424,341	0	460,000
240270355	MILLBURY	MA		04/04/2024	8.243	570,829	0	740,000
240270371	SAN ANTONIO	TX		04/11/2024	7.957	199,600	0	242,500
240271916	GALVESTON	TX		04/04/2024	8.181	587,241	0	815,000
240272211	DANVILLE	NH		05/02/2024	7.788	720,214	0	870,000
240273102	SANTA MARIA	CA		04/04/2024	8.357	555,871	0	686,000
240273490	LAWRENCEVILLE	GA		04/04/2024	7.496	278,171	0	459,000
240273839	BROOKLYN	NY		04/19/2024	7.616	646,922	0	860,000
240273904	BEVERLY	MA		04/04/2024	7.623	432,449	0	885,000
240273987	SMYRNA	TN		04/11/2024	7.002	718,980	0	1,010,000
240274076	JACKSONVILLE	FL		04/19/2024	6.748	803,038	0	989,900
240274472	TONAWANDA	NY		05/23/2024	8.681	112,144	0	140,000
240274480	BUFFALO	NY		05/02/2024	7.770	168,386	0	235,000
240274506	BALTIMORE	MD		04/04/2024	8.280	152,434	0	197,000
240275156	PHILADELPHIA	PA		04/25/2024	8.132	240,382	0	360,000
240275313	CELEBRATION	FL		04/04/2024	7.019	1,394,322	0	1,675,000
240275446	TAMPA	FL		04/04/2024	7.142	1,754,767	0	2,100,000
240275495	PHILADELPHIA	PA		04/25/2024	8.132	240,382	0	360,000
240275537	NORTH MYRTLE BEACH	SC		04/11/2024	7.606	539,719	0	640,000
240275750	RAYTOWN	MO		05/02/2024	8.017	193,468	0	233,000
240275776	INDEPENDENCE	MO		05/02/2024	7.892	169,410	0	220,000
240275784	BUCKNER	MO		04/11/2024	7.948	139,040	0	200,000
240275933	MYRTLE BEACH	SC		04/19/2024	8.328	176,881	0	275,000
240276162	LITCHFIELD	CT		04/19/2024	7.686	574,081	0	687,000
240276196	LANCASTER	TX		04/19/2024	6.360	152,487	0	257,000
240276253	PHILADELPHIA	PA		05/23/2024	8.309	131,396	0	190,000
240276295	PHILADELPHIA	PA		05/23/2024	8.303	112,102	0	162,000
240276469	GULFPORT	FL		04/19/2024	6.751	348,854	0	455,000
240276485	CLEVELAND	OH		04/04/2024	9.060	123,893	0	151,000
240276493	AUSTIN	TX		05/16/2024	8.937	1,180,531	0	1,631,000
240276519	SAN DIEGO	CA		04/04/2024	8.230	339,882	0	785,000
240276568	SUMMERVILLE	SC		05/10/2024	9.286	709,788	0	870,000
240276618	CLEVELAND	OH		04/04/2024	9.063	133,766	0	162,000
240276808	BOCA RATON	FL		04/04/2024	7.364	160,919	0	200,000
240277129	VIDOR	TX		04/04/2024	8.222	205,660	0	285,000
240277194	SEATTLE	WA		04/04/2024	9.145	666,952	0	810,000
240277251	TAYLOR	PA		04/25/2024	8.128	197,048	0	270,000
240277319	HOBE SOUND	FL		06/07/2024	9.963	429,921	0	475,000

STATEMENT AS OF JUNE 30, 2024 OF THE Reliance Standard Life Insurance Company

SCHEDULE B - PART 2

Showing All Mortgage Loans ACQUIRED AND ADDITIONS MADE During the Current Quarter

1 Loan Number	2 Location		4 Loan Type	5 Date Acquired	6 Rate of Interest	7 Actual Cost at Time of Acquisition	8 Additional Investment Made After Acquisition	9 Value of Land and Buildings
	3 City	3 State						
240277434	NORTH RICHLAND HILLS	TX		04/04/2024	7.487	170,176	0	400,000
240277541	COLUMBIA	SC		04/04/2024	8.563	95,094	0	115,000
240277616	MEMPHIS	TN		04/25/2024	7.876	142,528	0	185,000
240277624	MEMPHIS	TN		04/25/2024	7.868	111,813	0	145,000
240277657	MEMPHIS	TN		04/25/2024	7.141	125,891	0	175,000
240378034	MONROE	NC		04/04/2024	8.473	309,026	0	450,000
240378356	MYRTLE BEACH	SC		04/04/2024	7.732	183,290	0	240,000
240378398	LOVELAND	OH		04/11/2024	8.548	123,643	0	190,000
240378430	SILVER SPRING	MD		04/11/2024	8.577	640,971	0	780,000
240378463	LAKEVIEW	OR		04/25/2024	8.474	102,854	0	125,000
240378489	ANDERSON	SC		05/16/2024	7.769	112,874	0	145,000
240378521	SURFSIDE BEACH	SC		04/19/2024	8.507	102,342	0	174,000
240378539	NAMPA	ID		04/25/2024	8.994	424,341	0	461,000
240378646	WATERBURY	CT		05/31/2024	7.866	313,072	0	380,000
240378661	SAN ANTONIO	TX		05/02/2024	8.392	167,362	0	220,000
240379164	KYLE	TX		04/19/2024	8.053	570,954	0	725,000
240379305	SPERRY	OK		04/04/2024	8.103	239,601	0	310,000
240379321	MYRTLE BEACH	SC		05/02/2024	8.407	199,656	0	300,000
240379354	GARLAND	TX		05/02/2024	8.625	165,314	0	230,000
240379362	SAUTEENACOOCHIEE	GA		04/04/2024	8.231	350,167	0	425,000
240379479	DUNEDIN	FL		05/02/2024	7.778	249,886	0	323,000
240379594	BOLINGBROOK	IL		05/10/2024	9.434	139,249	0	205,000
240379610	LAKE GENEVA	WI		05/02/2024	6.815	328,711	0	415,000
240379842	WHITTINGHAM	VT		04/25/2024	8.352	102,854	0	154,380
240379883	DUNN	NC		05/23/2024	8.077	194,503	0	232,000
240379958	COLUMBIA	SC		04/19/2024	6.496	355,176	0	605,000
240379982	BALCH SPRINGS	TX		04/19/2024	8.698	190,491	0	255,000
240380006	BEND	OR		04/04/2024	8.332	129,035	0	259,000
240380121	MOUNTLAKE TERRACE	WA		05/02/2024	6.571	358,827	0	570,000
240380188	NEIBERG	OR		04/11/2024	7.968	411,047	0	650,000
240380287	CLAYTON	NC		05/10/2024	7.574	154,669	0	271,500
240380451	PONCA CITY	OK		06/20/2024	8.901	121,254	0	143,000
240380519	SEATTLE	WA		04/25/2024	7.298	435,603	0	835,000
240380618	RAMONA	CA		04/11/2024	9.112	901,174	0	975,000
240380626	BOCA RATON	FL		04/19/2024	8.712	122,084	0	398,000
240380634	PLANTATION	FL		04/04/2024	7.375	297,697	0	375,000
240380659	DANIA BEACH	FL		04/25/2024	6.917	374,172	0	680,000
240380824	NAPLES	FL		06/13/2024	8.288	1,255,523	0	1,500,000
240380840	INDIAN ROCKS BEACH	FL		04/19/2024	7.360	467,162	0	615,000
240380865	CORONADO	CA		05/02/2024	8.407	1,374,297	0	2,065,000
240381103	NORTH MYRTLE BEACH	SC		05/10/2024	9.139	140,791	0	195,000
240381160	CHICO	CA		04/25/2024	6.561	269,909	0	383,500
240381301	FORT WORTH	TX		04/04/2024	8.843	463,819	0	564,000
240381343	WILLCOX	AZ		06/20/2024	8.309	133,166	0	172,000
240381590	HARRISBURG	PA		05/31/2024	8.941	123,865	0	160,000
240381616	COUDERSPORT	PA		06/13/2024	8.780	126,853	0	153,000
240381657	LOCUST GROVE	GA		04/19/2024	7.107	255,858	0	330,000
240381715	WILLCOX	AZ		06/20/2024	8.312	147,052	0	190,000
240381749	CASTLE ROCK	CO		05/23/2024	8.342	1,563,543	0	2,450,000
240381764	BRONX	NY		05/02/2024	8.159	307,633	0	750,000
240381897	UNIONTOWN	OH		05/23/2024	7.944	124,752	0	161,000
240381913	MYRTLE BEACH	SC		05/02/2024	7.890	154,704	0	199,000
240382036	HOLLAND	MI		05/02/2024	9.142	172,779	0	225,000
240382143	RICHMOND	TX		04/25/2024	7.526	315,813	0	385,000
240382150	MYRTLE BEACH	SC		04/19/2024	8.318	125,631	0	192,000

STATEMENT AS OF JUNE 30, 2024 OF THE Reliance Standard Life Insurance Company

SCHEDULE B - PART 2

Showing All Mortgage Loans ACQUIRED AND ADDITIONS MADE During the Current Quarter

1 Loan Number	2 Location		4 Loan Type	5 Date Acquired	6 Rate of Interest	7 Actual Cost at Time of Acquisition	8 Additional Investment Made After Acquisition	9 Value of Land and Buildings
	City	3 State						
240382176	MENASHA	WI		05/02/2024	7.758	155,997	0	217,000
240382242	WELLS	ME		04/19/2024	8.177	739,042	0	995,000
240382259	PHOENIX	AZ		06/07/2024	7.558	406,496	0	505,000
240382267	CARROLLTON	TX		05/02/2024	7.526	178,624	0	257,000
240382283	MORGANTOWN	WV		05/02/2024	6.547	173,950	0	235,000
240382309	FAYETTEVILLE	GA		04/25/2024	8.513	1,536,232	0	2,350,000
240382358	BILLINGS	MT		04/19/2024	8.097	456,521	0	600,000
240382366	PALM COAST	FL		04/19/2024	7.967	250,994	0	310,000
240382374	NEW PORT RICHEY	FL		05/02/2024	8.158	1,382,702	0	1,800,000
240382408	HIGHLANDS RANCH	CO		04/04/2024	9.459	1,244,980	0	1,350,000
240382440	FORT LAUDERDALE	FL		04/19/2024	7.601	304,504	0	425,000
240382507	LA JOLLA	CA		04/11/2024	6.628	262,213	0	905,000
240382515	MIAMI BEACH	FL		04/19/2024	8.130	995,711	0	1,310,000
240382549	SPRING HILL	FL		04/19/2024	7.598	255,098	0	335,000
240382630	BILLINGS	MT		04/19/2024	8.327	169,969	0	230,000
240382663	ELSMERE	KY		04/19/2024	7.726	361,510	0	475,000
240382705	SAN ANGELO	TX		04/25/2024	8.623	287,146	0	400,000
240382747	KUNA	ID		04/25/2024	6.299	230,732	0	431,000
240382770	COCONUT CREEK	FL		05/02/2024	8.139	190,399	0	265,000
240382838	CLEVELAND HEIGHTS	OH		04/25/2024	7.754	143,808	0	175,000
240382861	CAMP HILL	PA		05/10/2024	7.620	243,076	0	425,000
240382887	NORFOLK	VA		05/02/2024	7.784	395,942	0	515,000
240382929	MORGANTON	NC		04/19/2024	7.600	288,289	0	355,000
240382937	MIAMI	FL		05/16/2024	6.951	459,582	0	590,000
240382945	DALLAS	TX		04/25/2024	8.250	191,468	0	287,000
240382978	SAINT LOUIS	MO		04/25/2024	8.734	165,181	0	214,500
240383034	WINDERMERE	FL		04/19/2024	7.476	253,831	0	439,000
240383067	KNOXVILLE	TN		05/23/2024	7.476	270,804	0	357,000
240383083	RINCON	GA		04/19/2024	9.267	275,433	0	303,000
240383117	CHARLOTTE	NC		04/25/2024	6.420	205,238	0	440,000
240383125	DETROIT	MI		05/02/2024	7.878	107,977	0	140,000
240383208	FREDERICK	MD		04/19/2024	7.563	212,950	0	285,000
240383406	CHICAGO	IL		05/31/2024	7.474	103,814	0	140,000
240383463	LA MARQUE	TX		05/02/2024	8.138	176,167	0	225,000
240383554	HOUSTON	TX		05/31/2024	8.110	332,095	0	430,000
240383588	POMPANO BEACH	FL		04/19/2024	7.602	329,526	0	395,000
240383596	NEW HAVEN	CT		05/16/2024	6.702	247,390	0	330,000
240383695	TAMPA	FL		05/31/2024	7.621	332,733	0	396,000
240383711	UNION	NJ		05/16/2024	8.643	574,118	0	740,000
240383778	NORTH BRUNSWICK	NJ		04/25/2024	6.547	295,337	0	580,000
240383869	NORTH PORT	FL		05/02/2024	7.047	322,991	0	805,000
240383984	MIAMI	FL		04/25/2024	7.653	500,105	0	690,000
240384008	PORTLAND	OR		05/02/2024	6.811	1,706,042	0	3,600,000
240384016	STICKNEY	IL		04/25/2024	7.636	161,725	0	220,000
240384024	BESSEMER	AL		04/19/2024	6.475	115,768	0	170,000
240384065	PALO ALTO	CA		04/19/2024	6.709	1,177,092	0	1,650,000
240384180	DADE CITY	FL		04/25/2024	9.105	208,028	0	239,000
240384214	LAUDERDALE LAKES	FL		05/02/2024	8.611	107,977	0	145,000
240384230	SANDY SPRINGS	GA		05/31/2024	9.093	688,914	0	1,030,000
240384255	COVINGTON	LA		05/10/2024	7.592	526,801	0	650,000
240384321	WOODLAND HILLS	CA		04/19/2024	7.209	774,698	0	1,100,000
240384487	GREENWICH	CT		05/02/2024	7.433	823,052	0	1,050,000
240384537	SPRING VALLEY	CA		04/25/2024	8.266	691,564	0	900,000
240384578	MANZANITA	OR		05/02/2024	6.559	423,491	0	827,000
240384685	DOVER	DE		05/02/2024	6.671	189,887	0	265,000

STATEMENT AS OF JUNE 30, 2024 OF THE Reliance Standard Life Insurance Company

SCHEDULE B - PART 2

Showing All Mortgage Loans ACQUIRED AND ADDITIONS MADE During the Current Quarter

1 Loan Number	2 Location		4 Loan Type	5 Date Acquired	6 Rate of Interest	7 Actual Cost at Time of Acquisition	8 Additional Investment Made After Acquisition	9 Value of Land and Buildings
	City	3 State						
240384826	LONG BEACH	CA		05/02/2024	6.927	438,689	0	535,000
240384834	KENOSHA	WI		04/25/2024	8.971	133,160	0	162,000
240384867	CAPE CORAL	FL		05/31/2024	7.744	334,409	0	433,000
240384917	NEWBURY	MA		05/23/2024	8.339	1,834,601	0	2,200,000
240384925	MORRIS PLAINS	NJ		05/10/2024	8.343	162,173	0	242,000
240385005	DENVER	CO		04/25/2024	6.799	923,976	0	1,100,000
240385062	MIAMI	FL		06/07/2024	7.157	720,840	0	1,870,000
240385211	MIRAMAR BEACH	FL		05/10/2024	8.125	407,855	0	665,000
240385310	NEWARK	NJ		05/31/2024	7.627	555,749	0	675,000
240385336	MIAMI	FL		05/23/2024	8.091	520,038	0	636,000
240385757	STOCKBRIDGE	GA		05/02/2024	8.383	180,467	0	297,400
240385765	BOULDER	CO		05/10/2024	7.364	432,226	0	720,000
240385807	GAYLORD	MI		05/16/2024	8.857	130,704	0	180,000
240385823	FOND DU LAC	WI		05/02/2024	8.619	137,234	0	200,000
240385849	PERRY	FL		06/07/2024	6.183	197,795	0	280,000
240385922	THOMASVILLE	NC		05/31/2024	7.724	123,865	0	258,000
240401091	PORT SAINT LUCIE	FL		06/03/2024	8.298	324,528	0	388,000
240401315	BUFFALO GROVE	IL		06/03/2024	7.194	326,110	0	420,000
240401455	BLUFFTON	SC		06/03/2024	9.443	403,403	0	457,000
240402875	CAPE MAY	NJ		06/03/2024	7.272	443,300	0	685,000
240403725	MILWAUKIE	OR		06/03/2024	9.684	524,763	0	560,000
240486076	DAYTON	TX		05/31/2024	7.126	193,790	0	235,000
240486094	CHARLOTTE	NC		05/16/2024	8.580	309,960	0	340,500
240486142	WINTER SPRINGS	FL		05/16/2024	6.098	258,870	0	390,000
240486191	TAKOMA PARK	MD		05/16/2024	6.707	372,566	0	620,000
240486209	SAN DIEGO	CA		04/25/2024	7.167	937,705	0	1,185,000
240486225	MYRTLE BEACH	SC		05/16/2024	7.423	201,681	0	255,000
240486258	ARNOLD	MO		05/02/2024	8.490	112,277	0	156,000
240486357	LAS VEGAS	NV		04/25/2024	7.635	154,046	0	250,000
240486365	LAS VEGAS	NV		04/25/2024	7.635	154,046	0	250,000
240486381	SAN ANTONIO	TX		05/02/2024	8.766	547,220	0	670,000
240486449	MURRELLS INLET	SC		05/16/2024	7.602	198,713	0	254,000
240486555	MIDDLE VILLAGE	NY		06/07/2024	6.783	1,053,486	0	1,630,000
240486605	ROYAL OAK	MI		05/02/2024	7.645	156,099	0	199,000
240486621	CARTERET	NJ		05/31/2024	8.598	329,525	0	405,000
240486688	PALM BEACH GARDENS	FL		06/13/2024	7.711	406,760	0	525,000
240486720	LAKELAND	FL		05/10/2024	7.110	884,542	0	1,098,000
240486746	ELKTON	MD		05/02/2024	7.880	114,120	0	175,000
240486753	BEDFORD	TX		05/10/2024	7.225	371,061	0	515,000
240486910	SAINT PETERSBURG	FL		04/25/2024	7.657	1,136,055	0	1,458,000
240486977	KATY	TX		05/16/2024	8.945	332,132	0	362,000
240487124	MONROE	WA		04/25/2024	7.425	1,085,743	0	1,350,000
240487140	DURHAM	NC		05/02/2024	7.533	254,309	0	323,000
240487157	MYRTLE BEACH	SC		05/23/2024	8.184	116,544	0	179,000
240487199	CONCORD	NC		05/10/2024	7.091	162,893	0	395,000
240487280	PROVIDENCE	RI		06/13/2024	8.284	574,562	0	695,000
240487371	LOS FRESNOS	TX		05/31/2024	7.743	296,619	0	564,000
240487587	BOGOTA	NJ		06/20/2024	8.231	403,456	0	500,000
240487595	VALDOSTA	GA		05/02/2024	7.642	137,400	0	200,000
240487611	SAN ANTONIO	TX		05/10/2024	7.752	188,387	0	248,000
240487678	MURRELLS INLET	SC		05/23/2024	7.850	774,469	0	945,000
240487827	STOUGHTON	MA		05/23/2024	7.718	686,571	0	825,000
240487967	BEAVERTON	OR		05/02/2024	7.778	250,296	0	305,000
240487983	PORTLAND	OR		05/02/2024	8.408	487,323	0	639,000
240487991	BEVERLY HILLS	FL		05/23/2024	8.798	150,227	0	194,000

STATEMENT AS OF JUNE 30, 2024 OF THE Reliance Standard Life Insurance Company

SCHEDULE B - PART 2

Showing All Mortgage Loans ACQUIRED AND ADDITIONS MADE During the Current Quarter

1 Loan Number	2 Location		4 Loan Type	5 Date Acquired	6 Rate of Interest	7 Actual Cost at Time of Acquisition	8 Additional Investment Made After Acquisition	9 Value of Land and Buildings
	City	3 State						
240488072	SPRING	TX		05/31/2024	7.508	209,214	0	295,000
240488106	LOUISVILLE	KY		05/31/2024	6.149	182,478	0	295,000
240488114	BOYNTON BEACH	FL		05/02/2024	8.497	134,854	0	175,000
240488130	LOUISVILLE	KY		05/31/2024	7.475	108,441	0	150,000
240488148	KANSAS CITY	MO		05/31/2024	7.378	329,525	0	400,000
240488189	NEWPORT NEWS	VA		05/31/2024	7.977	173,995	0	252,000
240488205	MURRELLS INLET	SC		05/31/2024	7.978	180,422	0	231,000
240488247	LONG BEACH	CA		05/02/2024	7.556	892,266	0	1,340,000
240488270	LOXAHATCHEE	FL		05/23/2024	6.634	808,522	0	1,050,000
240488312	NORWOOD	NJ		05/31/2024	7.870	478,627	0	675,000
240488346	FORT WORTH	TX		05/23/2024	6.373	167,467	0	300,000
240488411	BLUE SPRINGS	MO		05/23/2024	7.967	425,037	0	550,000
240488510	WESTFIELD	MA		05/31/2024	7.599	113,582	0	345,000
240488577	PORTSMOUTH	VA		05/02/2024	6.679	336,301	0	415,000
240488643	MIAMI	FL		05/10/2024	8.435	380,339	0	555,000
240488700	KIHEI	HI		05/23/2024	8.216	1,135,223	0	1,650,000
240488718	LOS ANGELES	CA		05/31/2024	6.288	2,108,475	0	7,800,000
240488767	OLD TOWN	ME		05/31/2024	7.363	143,146	0	185,000
240488775	CARMEL	ME		05/31/2024	6.891	359,176	0	485,000
240488791	TEQUESTA	FL		05/23/2024	7.487	1,242,229	0	1,500,000
240488833	SAINT JAMES	MO		05/31/2024	7.982	125,025	0	168,000
240488841	PHOENIX	AZ		05/02/2024	7.278	154,051	0	345,000
240488866	SAGINAW	MI		05/23/2024	8.193	156,402	0	202,000
240488874	FLINT	MI		05/23/2024	8.429	127,840	0	165,000
240488908	METAIRIE	LA		05/23/2024	8.450	320,825	0	415,000
240488916	SAN ANTONIO	TX		05/31/2024	6.768	324,383	0	550,000
240489054	CLARKSVILLE	TN		05/31/2024	7.117	132,092	0	192,000
240489229	SPRING	TX		05/16/2024	7.062	208,844	0	253,000
240489401	ALNA	ME		04/25/2024	7.278	240,326	0	300,000
240489427	BOYNTON BEACH	FL		05/16/2024	9.003	448,639	0	542,000
240489435	TERRELL	TX		05/23/2024	8.078	208,188	0	283,000
240489484	BLUFFTON	SC		05/31/2024	7.495	233,765	0	305,000
240489567	MARGATE	FL		05/10/2024	7.561	103,269	0	190,000
240489641	CAPE CORAL	FL		05/02/2024	7.417	442,784	0	548,000
240489724	FRANKLIN	TN		05/02/2024	7.422	921,958	0	1,500,000
240489757	JASPER	AL		06/07/2024	8.236	154,395	0	200,000
240489773	PORTLAND	OR		05/10/2024	6.647	290,734	0	543,000
240489799	ORLANDO	FL		05/23/2024	8.324	245,175	0	317,000
240489849	HENDERSON	NV		04/25/2024	9.239	462,120	0	501,000
240489880	EULESS	TX		05/02/2024	8.879	261,558	0	320,000
240490078	NAPLES	FL		05/23/2024	6.880	1,904,591	0	3,600,000
240490193	NORTH MYRTLE BEACH	SC		05/31/2024	8.467	193,790	0	250,000
240490243	RICHARDSON	TX		05/02/2024	8.519	425,378	0	600,000
240490367	CHULA VISTA	CA		06/13/2024	8.080	657,166	0	1,014,000
240490466	EAGLE LAKE	FL		05/23/2024	8.585	206,506	0	295,000
240490474	TOMS RIVER	NJ		05/31/2024	7.997	987,634	0	1,350,000
240490508	MYRTLE BEACH	SC		05/23/2024	7.469	187,715	0	250,000
240490581	MYRTLE BEACH	SC		05/31/2024	8.087	115,567	0	165,000
240490649	WOODLAND HILLS	CA		05/16/2024	6.890	1,298,787	0	1,596,000
240490664	NORTH MIAMI	FL		05/23/2024	9.549	704,480	0	764,000
240490979	HUNTERSVILLE	NC		05/16/2024	9.191	455,928	0	505,000
240491050	DENVER	CO		05/31/2024	7.262	668,862	0	1,390,000
240491068	EL PASO	TX		05/23/2024	6.129	154,858	0	287,000
240491134	NEW PRESTON MARBLE DALE	CT		06/13/2024	8.762	372,184	0	410,000
240491175	SAN ANTONIO	TX		05/31/2024	7.622	333,638	0	432,000

STATEMENT AS OF JUNE 30, 2024 OF THE Reliance Standard Life Insurance Company

SCHEDULE B - PART 2

Showing All Mortgage Loans ACQUIRED AND ADDITIONS MADE During the Current Quarter

1 Loan Number	2 Location		4 Loan Type	5 Date Acquired	6 Rate of Interest	7 Actual Cost at Time of Acquisition	8 Additional Investment Made After Acquisition	9 Value of Land and Buildings
	City	3 State						
240491183	CORRALES	MI		06/20/2024	6.993	341,981	0	610,000
240491365	SARASOTA	FL		05/23/2024	7.609	1,417,753	0	1,716,000
240491431	BOYNTON BEACH	FL		05/16/2024	9.003	446,985	0	540,000
240491464	JACKSON	WY		05/31/2024	7.632	2,015,929	0	2,450,000
240491621	PENSACOLA	FL		06/13/2024	7.709	387,673	0	502,000
240491795	VISALIA	CA		06/13/2024	7.348	491,016	0	615,000
240491837	CHICAGO	IL		05/23/2024	6.131	171,069	0	255,000
240491860	NORTH RICHLAND HILLS	TX		05/16/2024	6.706	337,837	0	410,000
240491886	JOHNS ISLAND	SC		05/31/2024	6.898	1,016,188	0	1,370,000
240492017	PLANTATION	FL		05/31/2024	7.993	506,391	0	600,000
240492066	SLIDELL	LA		05/31/2024	9.329	337,340	0	367,000
240492124	AUSTIN	TX		05/31/2024	7.256	316,671	0	414,000
240492207	SARASOTA	FL		05/31/2024	7.612	179,665	0	220,000
240492215	HARRISBURG	PA		05/31/2024	9.665	108,441	0	140,000
240492264	FORT WALTON BEACH	FL		06/20/2024	7.361	545,654	0	937,000
240492314	ELGIN	SC		05/23/2024	9.556	462,954	0	515,000
240492330	SCOTTSDALE	AZ		05/16/2024	8.218	353,586	0	515,000
240492363	TRUSSVILLE	AL		05/31/2024	7.149	322,754	0	509,000
240492397	LINCOLNVILLE	ME		05/16/2024	7.364	258,450	0	305,000
240492421	COCONUT CREEK	FL		05/31/2024	9.702	682,230	0	780,000
240492504	BULLHEAD CITY	AZ		06/13/2024	7.337	205,145	0	249,000
240492520	GEORGETOWN	TX		05/31/2024	9.700	500,129	0	539,900
240492553	CARY	NC		06/13/2024	7.100	310,232	0	463,000
240492611	HOLMES BEACH	FL		06/20/2024	8.095	1,649,291	0	1,999,000
240492629	MILTON	GA		05/10/2024	8.096	1,876,554	0	3,650,000
240492637	LITHIA SPRINGS	GA		05/31/2024	7.611	169,933	0	220,000
240492678	LITTLETON	CO		05/16/2024	9.071	554,739	0	675,000
240492702	GREENSBORO	NC		05/16/2024	8.281	171,014	0	220,000
240492710	STATESVILLE	NC		05/23/2024	9.296	273,042	0	295,000
240492744	POULSBO	WA		05/31/2024	7.401	1,136,736	0	1,905,000
240492918	SPRINGFIELD	MO		06/20/2024	8.321	213,961	0	315,000
240492967	BENICIA	CA		06/13/2024	7.427	206,978	0	780,000
240493015	BECKLEY	WV		06/26/2024	8.075	161,208	0	206,000
240493031	EVERGREEN	CO		05/23/2024	9.053	259,842	0	360,000
240493056	VIRGINIA BEACH	VA		05/23/2024	6.493	154,858	0	263,000
240493064	NEWPORT NEWS	VA		05/23/2024	6.493	154,858	0	317,000
240493114	OAKLAND PARK	FL		05/23/2024	7.586	150,998	0	218,000
240493205	ESCONDIDO	CA		06/20/2024	8.091	636,946	0	830,000
240493239	LUBBOCK	TX		05/23/2024	9.897	208,894	0	225,000
240493262	JACKSON	GA		05/31/2024	8.224	205,306	0	260,000
240493429	ORLANDO	FL		06/13/2024	9.494	1,548,858	0	1,996,000
240493437	PALM COAST	FL		05/31/2024	7.255	293,775	0	347,000
240493510	AUGUSTA	GA		06/20/2024	7.589	174,826	0	226,000
240493544	CONROE	TX		05/31/2024	7.254	278,110	0	360,000
240493593	BOULDER	CO		05/31/2024	7.503	411,788	0	703,000
240493643	PHOENIX	AZ		06/20/2024	9.302	463,362	0	600,000
240493684	LAPORTE	IN		05/31/2024	9.334	485,003	0	591,000
240493726	HI ALEAH	FL		06/13/2024	8.201	657,166	0	797,000
240493734	GREENSBORO	NC		05/31/2024	9.555	148,545	0	163,000
240493809	CAROLINA BEACH	NC		05/31/2024	8.005	486,340	0	945,000
240493932	MIAMI	FL		05/31/2024	8.120	1,341,367	0	1,650,000
240493973	TUCSON	AZ		06/07/2024	9.235	670,045	0	725,000
240494070	COLUMBUS	OH		06/13/2024	9.525	235,244	0	269,000
240494229	CINCINNATI	OH		05/31/2024	7.133	294,383	0	370,000
240494286	LUBBOCK	TX		06/13/2024	8.041	444,573	0	573,500

E02.10

STATEMENT AS OF JUNE 30, 2024 OF THE Reliance Standard Life Insurance Company

SCHEDULE B - PART 2

Showing All Mortgage Loans ACQUIRED AND ADDITIONS MADE During the Current Quarter

1 Loan Number	2 Location		4 Loan Type	5 Date Acquired	6 Rate of Interest	7 Actual Cost at Time of Acquisition	8 Additional Investment Made After Acquisition	9 Value of Land and Buildings
	City	3 State						
240494377	MEMPHIS	TN		05/31/2024	8.327	108,364	0	144,000
240494567	CINCINNATI	OH		05/31/2024	6.766	272,968	0	388,000
240494617	CAROL STREAM	IL		05/31/2024	8.692	140,318	0	170,000
240494674	NORTH MYRTLE BEACH	SC		05/31/2024	8.346	206,643	0	401,000
240494831	CHULA VISTA	CA		06/07/2024	7.280	808,064	0	1,050,000
240494849	SEVIERVILLE	TN		06/20/2024	8.580	1,078,494	0	1,522,000
240495044	FLORISSANT	MO		05/31/2024	8.098	166,643	0	202,000
240495051	PARK CITY	UT		06/13/2024	6.836	624,124	0	775,000
240495192	SPRING	TX		05/31/2024	7.632	1,815,154	0	2,600,000
240495218	ROSEVILLE	CA		06/20/2024	7.718	673,618	0	940,000
240495341	ALBUQUERQUE	NM		06/26/2024	9.649	352,736	0	400,000
240495358	OCALA	FL		06/20/2024	7.967	437,517	0	560,000
240495382	HUNTERSVILLE	NC		06/13/2024	9.494	1,440,864	0	1,800,000
240495390	SAINT LOUIS	MO		06/26/2024	8.308	385,176	0	503,500
240500744	SILVER SPRING	MD		06/20/2024	7.722	370,784	0	560,000
240500835	LANCASTER	CA		06/13/2024	8.402	396,098	0	465,000
240500942	BALTIMORE	MD		06/20/2024	8.580	256,166	0	349,000
240501031	INGLEWOOD	CA		06/26/2024	8.314	764,534	0	1,000,000
240501361	GRAND RAPIDS	MI		06/20/2024	7.120	740,994	0	1,020,000
240501395	WELLINGTON	FL		06/20/2024	7.968	490,889	0	595,000
240501601	STAMFORD	CT		06/26/2024	7.696	444,646	0	545,000
240501650	CROMWELL	CT		06/20/2024	7.592	206,071	0	263,000
240502021	MERIDIAN	ID		06/26/2024	6.588	312,099	0	441,000
240502039	BRANDON	FL		06/20/2024	7.950	154,767	0	200,000
240502245	LAGUNA NIGUEL	CA		06/26/2024	8.325	1,222,972	0	2,085,000
240502500	HAVERHILL	MA		06/20/2024	7.472	216,486	0	280,000
240502914	WINSTON SALEM	NC		06/26/2024	9.050	848,225	0	1,061,000
240503441	NORWALK	CT		06/26/2024	6.719	1,043,417	0	2,400,000
240504258	SEMINOLE	FL		06/26/2024	6.875	171,645	0	205,000
240504316	ROSEVILLE	CA		06/26/2024	8.190	644,321	0	810,000
240504811	GUY	TX		06/26/2024	8.058	260,456	0	340,000
240504936	VERO BEACH	FL		06/26/2024	7.483	250,422	0	310,000
240595587	ORMOND BEACH	FL		06/20/2024	6.983	183,570	0	375,000
240595660	NASHVILLE	TN		06/07/2024	8.134	586,850	0	834,000
240595686	MILWAUKEE	WI		05/31/2024	6.764	245,865	0	360,000
240595728	SAN DIEGO	CA		06/07/2024	7.651	2,565,890	0	3,450,000
240595819	SAN JOSE	CA		05/31/2024	7.889	1,347,537	0	1,780,000
240595843	DETROIT	MI		06/20/2024	9.512	112,130	0	167,000
240595983	MYRTLE BEACH	SC		06/20/2024	8.433	147,052	0	196,000
240596056	LAUDERDALE BY THE SEA	FL		06/13/2024	7.583	245,337	0	325,000
240596171	FLORISSANT	MO		06/20/2024	8.195	174,055	0	225,000
240596213	REDFORD	MI		05/31/2024	9.441	192,967	0	210,000
240596254	JACKSONVILLE	FL		06/26/2024	7.365	285,414	0	419,500
240596460	LOS ANGELES	CA		06/07/2024	8.149	1,006,115	0	1,300,000
240596494	IRVING	TX		06/20/2024	6.891	514,794	0	1,110,000
240596643	BELLA COLLINA	FL		06/07/2024	6.548	1,243,662	0	1,745,000
240596650	TOBYHANNA	PA		06/20/2024	9.636	122,879	0	170,000
240596718	CONROE	TX		05/31/2024	8.595	267,396	0	379,000
240596742	SUGAR LAND	TX		06/07/2024	8.624	639,260	0	830,000
240596916	WYOMISSING	PA		05/31/2024	9.196	185,563	0	225,000
240596940	SUN VALLEY	NV		06/26/2024	7.334	304,058	0	460,000
240596957	SUN VALLEY	NV		06/26/2024	7.457	302,021	0	456,000
240596965	SUN VALLEY	NV		06/26/2024	7.457	302,021	0	456,000
240596973	SUN VALLEY	NV		06/26/2024	7.334	304,058	0	460,000
240596999	SUN VALLEY	NV		06/26/2024	7.334	304,058	0	460,000

E02.11

STATEMENT AS OF JUNE 30, 2024 OF THE Reliance Standard Life Insurance Company

SCHEDULE B - PART 2

Showing All Mortgage Loans ACQUIRED AND ADDITIONS MADE During the Current Quarter

1 Loan Number	2 Location		4 Loan Type	5 Date Acquired	6 Rate of Interest	7 Actual Cost at Time of Acquisition	8 Additional Investment Made After Acquisition	9 Value of Land and Buildings
	City	3 State						
240597005	SUN VALLEY	NV		06/26/2024	7.334	304,058	0	460,000
240597013	SUN VALLEY	NV		06/26/2024	7.334	304,058	0	460,000
240597021	SUN VALLEY	NV		06/26/2024	7.334	304,058	0	460,000
240597039	SUN VALLEY	NV		06/26/2024	7.334	304,058	0	460,000
240597047	SUN VALLEY	NV		06/26/2024	7.334	302,021	0	456,000
240597054	SUN VALLEY	NV		06/26/2024	7.457	302,021	0	456,000
240597062	SUN VALLEY	NV		06/26/2024	7.457	302,021	0	456,000
240597070	SUN VALLEY	NV		06/26/2024	7.334	304,058	0	460,000
240597088	SUN VALLEY	NV		06/26/2024	7.334	304,058	0	460,000
240597096	SUN VALLEY	NV		06/26/2024	7.334	304,058	0	460,000
240597120	LONG BEACH	CA		06/13/2024	7.683	867,804	0	1,050,000
240597237	RANDOLPH	MA		06/26/2024	8.677	416,121	0	509,000
240597252	FRESNO	CA		06/20/2024	9.062	684,521	0	940,000
240597286	NEWFOUNDLAND	PA		06/20/2024	9.158	144,481	0	200,000
240597419	NEW SMYRNA BEACH	FL		06/26/2024	8.092	509,095	0	660,000
240597427	LAGUNA NIGUEL	CA		06/13/2024	6.958	815,764	0	1,450,000
240597617	LUBBOCK	TX		06/20/2024	8.918	154,767	0	350,000
240597658	KUNA	ID		06/26/2024	6.946	167,545	0	390,000
240597690	JASPER	GA		05/31/2024	9.088	411,788	0	590,000
240597823	GRAHAM	NC		06/26/2024	7.797	132,653	0	173,000
240597856	ORLANDO	FL		06/26/2024	8.090	406,091	0	543,000
240597898	METAIRIE	LA		06/20/2024	7.115	378,498	0	534,000
240597906	METAIRIE	LA		06/20/2024	7.115	378,498	0	535,000
240598110	PONTE VEDRA	FL		06/07/2024	8.749	1,224,176	0	1,350,000
240598136	BRADENTON	FL		06/13/2024	8.406	624,124	0	776,000
240598169	MOUNT RAINIER	MD		06/20/2024	7.601	370,784	0	460,000
240598359	ORLANDO	FL		06/26/2024	9.177	902,270	0	980,000
240598383	DELRAY BEACH	FL		06/07/2024	8.392	855,268	0	1,190,000
240598508	CAROLINA SHORES	NC		06/26/2024	9.404	249,404	0	266,000
240598599	ORMOND BEACH	FL		06/26/2024	6.992	151,814	0	330,000
240598649	MURRIETA	CA		06/26/2024	6.594	750,144	0	1,450,000
240598730	BLOOMFIELD	NJ		06/13/2024	8.077	471,308	0	570,000
240599233	LAKE HARMONY	PA		06/20/2024	8.318	189,741	0	230,000
240599407	CORPUS CHRISTI	TX		06/13/2024	8.998	255,442	0	292,000
240606616	MURRIETA	CA		06/26/2024	7.087	914,902	0	1,100,000
241026016	SAN DIEGO	CA		04/03/2024	8.321	581,366	0	1,290,000
241026055	PALISADES PARK	NJ		04/30/2024	9.097	852,189	0	1,275,000
241026066	MIRAMAR BEACH	FL		04/03/2024	8.192	368,263	0	495,000
241026140	GARLAND	TX		04/29/2024	8.350	172,999	0	240,000
241026153	CORRALES	NM		04/29/2024	7.137	338,522	0	865,000
241026167	MESQUITE	TX		04/29/2024	8.348	160,055	0	222,000
241026234	GARLAND	TX		04/29/2024	8.347	154,662	0	214,500
241026259	AUBURN	CA		04/03/2024	7.592	986,675	0	1,220,000
241026329	PHOENIX	AZ		04/03/2024	8.317	449,474	0	743,000
241026399	CENTER VALLEY	PA		04/03/2024	9.039	225,049	0	355,000
241026402	GILROY	CA		04/03/2024	8.445	1,524,971	0	2,050,000
241026434	APROYO GRANDE	CA		04/03/2024	6.861	726,052	0	1,400,000
241026459	OCALA	FL		04/29/2024	8.596	250,264	0	307,000
241026486	BELTSVILLE	MD		04/30/2024	8.839	216,249	0	395,000
241026535	DALLAS	TX		04/29/2024	9.579	425,374	0	460,000
241026543	PALM DESERT	CA		04/03/2024	8.193	398,907	0	595,000
241026560	GREENWOOD VILLAGE	CO		04/03/2024	6.862	937,823	0	1,725,000
241026564	WAIKOLOA	HI		04/03/2024	7.345	524,405	0	1,421,000
241026568	HENDERSON	NV		04/03/2024	8.436	362,123	0	465,000
241026574	FRANKLIN	NC		04/03/2024	7.827	370,169	0	650,000

E02.12

STATEMENT AS OF JUNE 30, 2024 OF THE Reliance Standard Life Insurance Company

SCHEDULE B - PART 2

Showing All Mortgage Loans ACQUIRED AND ADDITIONS MADE During the Current Quarter

1 Loan Number	2 Location		4 Loan Type	5 Date Acquired	6 Rate of Interest	7 Actual Cost at Time of Acquisition	8 Additional Investment Made After Acquisition	9 Value of Land and Buildings
	City	3 State						
241026577	ROSHARON	TX		04/03/2024	7.818	181,206	0	328,000
241026580	ROSEVILLE	MN		04/29/2024	7.273	308,689	0	599,900
241026605	SUFFOLK	VA		04/03/2024	8.565	197,567	0	270,000
241026613	SAN ANTONIO	TX		04/29/2024	7.248	180,459	0	285,000
241026615	ESTERO	FL		04/29/2024	7.265	570,659	0	2,050,000
241026633	MISSOURI CITY	TX		04/03/2024	7.836	1,031,033	0	1,535,000
241026674	SAINT SIMONS ISLAND	GA		04/29/2024	8.351	242,994	0	295,000
241026683	NAMPA	ID		04/03/2024	9.045	449,034	0	579,000
241026687	ANTHEM	AZ		04/29/2024	7.270	788,021	0	1,150,000
241026690	LAS VEGAS	NV		04/03/2024	8.444	1,018,168	0	1,229,000
241026693	COVINGTON	KY		04/03/2024	8.306	224,943	0	295,000
241026702	COTTAGE GROVE	MN		04/03/2024	7.719	324,485	0	412,000
241026703	CHICAGO	IL		04/29/2024	7.629	342,210	0	500,000
241026728	NEW MARKET	TN		04/29/2024	7.730	144,335	0	196,000
241026736	SALEM	UT		04/29/2024	6.645	255,469	0	850,000
241026738	CLEARWATER	FL		04/03/2024	7.106	1,095,325	0	1,325,000
241026744	THOMPSONS STATION	TN		04/03/2024	7.105	821,029	0	1,138,000
241026766	SAINT LOUIS	MO		04/03/2024	7.829	426,070	0	515,000
241026769	LONGS	SC		04/29/2024	8.356	262,936	0	368,500
241026787	PUYALLUP	WA		04/29/2024	7.021	442,288	0	690,000
241026803	MURRELLS INLET	SC		04/29/2024	7.748	295,258	0	375,000
241026804	FRIENDSWOOD	TX		04/29/2024	7.878	533,901	0	1,300,000
241026816	GIG HARBOR	WA		04/29/2024	7.265	406,590	0	775,000
241026821	FORT LUPTON	CO		04/29/2024	6.882	180,331	0	682,223
241026823	COATESVILLE	PA		04/29/2024	8.259	1,192,301	0	3,400,000
241026846	VALDOSTA	GA		04/03/2024	10.476	146,347	0	184,000
241026854	NORTH PORT	FL		04/29/2024	7.125	180,330	0	500,000
241026855	GREENSBURG	IN		04/29/2024	8.821	101,089	0	140,000
241026867	NORTH STONINGTON	CT		04/29/2024	8.113	312,615	0	520,000
241026870	CAPE CORAL	FL		04/29/2024	6.890	272,786	0	570,000
241026877	SOMERSET	MA		04/29/2024	8.122	517,352	0	615,000
241026878	SUMMERDALE	AL		04/29/2024	8.234	300,507	0	370,000
241026888	DAYTONA BEACH SHORES	FL		05/21/2024	8.268	124,713	0	185,000
241026889	CHELSEA	AL		04/29/2024	7.622	281,004	0	444,000
241026895	PANAMA CITY BEACH	FL		04/03/2024	7.946	306,728	0	390,000
241026898	SCANDIA	MN		04/29/2024	8.260	905,850	0	1,175,000
241026902	BONITA SPRINGS	FL		06/04/2024	7.593	414,067	0	530,000
241026903	IPSWICH	MA		04/29/2024	7.514	1,541,468	0	2,412,000
241026911	ALAMO	CA		04/03/2024	7.716	2,363,090	0	3,054,000
241026918	BRADENTON	FL		04/29/2024	7.122	160,041	0	370,000
241026934	PLANTATION	FL		05/21/2024	7.093	1,291,532	0	1,825,000
241026938	ROMEVILLE	IL		04/29/2024	7.503	271,758	0	330,000
241026941	FOSTER CITY	CA		04/29/2024	7.145	893,395	0	2,100,000
241026943	MANVEL	TX		04/29/2024	7.145	530,365	0	720,000
241026946	PHILADELPHIA	PA		04/29/2024	9.673	108,280	0	230,000
241026954	SCOTTSDALE	AZ		04/29/2024	7.515	1,825,631	0	3,380,000
241026965	EAST WENATCHEE	WA		04/29/2024	7.015	327,752	0	574,000
241026973	FORT WALTON BEACH	FL		04/03/2024	8.672	202,121	0	315,000
241026978	LAS VEGAS	NV		04/03/2024	9.158	265,385	0	387,000
241026983	SAN JOSE	CA		04/29/2024	7.511	737,689	0	975,000
241026988	PHOENIX	AZ		04/29/2024	8.233	242,994	0	302,000
241026989	DAVENPORT	FL		04/29/2024	8.480	320,278	0	500,000
241026994	SALINAS	CA		04/29/2024	7.018	382,831	0	955,000
241026998	HOUSTON	TX		04/29/2024	8.957	163,343	0	244,000
241027006	SAINT PETERSBURG	FL		04/30/2024	7.730	164,163	0	205,000

E02.13

STATEMENT AS OF JUNE 30, 2024 OF THE Reliance Standard Life Insurance Company

SCHEDULE B - PART 2

Showing All Mortgage Loans ACQUIRED AND ADDITIONS MADE During the Current Quarter

1 Loan Number	2 Location		4 Loan Type	5 Date Acquired	6 Rate of Interest	7 Actual Cost at Time of Acquisition	8 Additional Investment Made After Acquisition	9 Value of Land and Buildings
	City	3 State						
241027008	PANAMA CITY BEACH	FL		04/29/2024	7.498	183,734	0	380,000
241027014	NAPLES	FL		04/29/2024	7.264	528,323	0	2,800,000
241027021	NATIONAL HARBOR	MD		04/29/2024	8.487	569,531	0	896,000
241027027	ALBUQUERQUE	NM		04/29/2024	7.745	227,794	0	357,000
241027028	CHARLESTON	WV		04/29/2024	8.603	369,516	0	450,000
241027047	PENSACOLA	FL		04/29/2024	9.578	304,748	0	395,000
241027051	BETHLEHEM	PA		06/28/2024	8.225	1,006,737	0	1,150,000
241027052	LA JOLLA	CA		04/29/2024	7.024	1,061,212	0	1,700,000
241027055	TRAVERSE CITY	MI		04/29/2024	7.756	1,228,367	0	1,515,000
241027062	REDMOND	WA		04/29/2024	7.139	383,013	0	1,790,000
241027067	SEMINOLE	FL		04/29/2024	8.120	436,124	0	531,000
241027075	POST FALLS	ID		04/29/2024	6.879	160,041	0	454,900
241027081	PALM SPRINGS	CA		04/29/2024	6.770	257,236	0	1,335,000
241027087	ELK GROVE	CA		04/29/2024	7.391	1,064,104	0	1,450,000
241027109	ELVERTA	CA		04/29/2024	8.120	635,378	0	1,000,000
241027123	HAMMOND	LA		04/29/2024	7.736	147,522	0	181,000
241027124	POCATELLO	ID		04/30/2024	8.599	329,323	0	399,900
241027129	ODESSA	TX		04/30/2024	8.726	584,988	0	696,000
241027131	PHILADELPHIA	PA		04/30/2024	8.598	246,929	0	369,000
241027132	PHILADELPHIA	PA		04/30/2024	8.598	246,929	0	369,000
241027133	BALTIMORE	MD		05/21/2024	8.408	170,261	0	237,000
241027136	HI ALEAH	FL		04/30/2024	8.250	372,986	0	467,000
241027143	NAPLES	FL		05/29/2024	7.354	1,344,751	0	2,236,000
241027144	BROCKTON	MA		05/21/2024	8.928	390,628	0	540,000
241027155	SARASOTA	FL		06/28/2024	8.304	106,322	0	312,000
241027156	PANAMA CITY BEACH	FL		04/29/2024	8.107	236,895	0	360,000
241027158	OCALA	FL		04/29/2024	8.352	233,914	0	284,000
241027163	IPSWICH	MA		04/29/2024	7.631	555,906	0	1,075,000
241027179	CALABASH	NC		05/21/2024	7.209	508,530	0	760,000
241027193	FORT MYERS BEACH	FL		04/29/2024	8.001	886,449	0	1,205,000
241027195	BLOOMINGTON	IL		05/21/2024	8.054	372,215	0	480,000
241027198	APTOS	CA		04/29/2024	7.757	1,302,319	0	2,400,000
241027199	CARDIFF	CA		04/29/2024	6.897	469,559	0	2,222,000
241027207	SPOKANE	WA		04/30/2024	8.122	1,223,576	0	1,400,000
241027211	TREASURE ISLAND	FL		04/29/2024	7.387	443,002	0	625,000
241027218	EDEN	UT		04/29/2024	7.990	320,298	0	422,000
241027220	FREDERICKSBURG	VA		05/21/2024	8.299	501,710	0	584,000
241027222	WEST LINN	OR		04/29/2024	7.757	1,314,659	0	1,610,000
241027225	GRANGER	IN		04/29/2024	10.170	140,254	0	181,500
241027235	AURORA	CO		04/29/2024	7.869	253,127	0	525,000
241027239	VIRGINIA BEACH	VA		05/29/2024	7.716	1,034,582	0	2,050,000
241027247	NORMANDY PARK	WA		04/29/2024	7.023	807,385	0	1,275,000
241027250	RICHLAND	WA		04/30/2024	7.863	263,282	0	600,000
241027253	LOS ANGELES	CA		04/29/2024	8.125	1,325,303	0	1,925,000
241027263	GOFFSTOWN	NH		06/04/2024	8.201	444,302	0	663,000
241027268	WAILALUA	HI		04/30/2024	6.900	1,089,450	0	1,639,000
241027271	LAKE WALES	FL		05/21/2024	7.935	345,353	0	423,000
241027275	FIELDS LANDING	CA		04/30/2024	8.354	252,222	0	388,000
241027278	DANDRIDGE	TN		05/29/2024	7.938	487,841	0	727,000
241027279	PLAINFIELD	IL		04/30/2024	7.995	567,808	0	690,000
241027281	LAS VEGAS	NV		04/29/2024	8.121	782,689	0	1,120,000
241027283	WICHITA	KS		05/21/2024	9.767	201,753	0	260,000
241027287	WINCHESTER	VA		04/29/2024	8.469	173,049	0	242,000
241027292	DALLAS	TX		05/21/2024	8.541	478,769	0	630,000
241027293	CLERMONT	FL		06/04/2024	8.682	325,638	0	450,000

E02.14

STATEMENT AS OF JUNE 30, 2024 OF THE Reliance Standard Life Insurance Company

SCHEDULE B - PART 2

Showing All Mortgage Loans ACQUIRED AND ADDITIONS MADE During the Current Quarter

1 Loan Number	2 Location		4 Loan Type	5 Date Acquired	6 Rate of Interest	7 Actual Cost at Time of Acquisition	8 Additional Investment Made After Acquisition	9 Value of Land and Buildings
	City	State						
241027298	SENECA	SC		04/30/2024	8.108	209,055	0	257,000
241027299	HARBOR CITY	CA		05/29/2024	7.332	554,277	0	765,000
241027308	WEST JORDAN	UT		04/30/2024	7.506	481,464	0	900,000
241027314	BOERNE	TX		04/29/2024	7.694	400,263	0	545,000
241027316	POST FALLS	ID		05/21/2024	7.347	499,748	0	790,000
241027318	NEWBURGH	NY		05/21/2024	8.178	403,090	0	550,000
241027321	PALM COAST	FL		05/29/2024	8.544	479,723	0	662,000
241027327	DALLAS	TX		04/29/2024	8.243	560,946	0	815,000
241027329	FEDERAL WAY	WA		04/29/2024	8.221	176,734	0	250,000
241027330	ROSWELL	GA		05/21/2024	7.573	534,136	0	660,000
241027332	EL CERRITO	CA		05/21/2024	7.341	316,500	0	845,000
241027340	LA QUINTA	CA		04/29/2024	7.633	772,599	0	1,100,000
241027341	LAKE WORTH	FL		06/04/2024	7.835	458,855	0	592,000
241027343	PHILADELPHIA	PA		05/21/2024	8.650	182,548	0	245,000
241027351	DOVER	NH		04/29/2024	8.001	986,709	0	1,211,000
241027355	SEA BRIGHT	NJ		04/30/2024	7.389	1,191,960	0	1,500,000
241027363	ALEXANDRIA	LA		05/21/2024	9.602	147,671	0	190,000
241027364	SEVIERVILLE	TN		05/21/2024	8.169	198,572	0	240,000
241027366	SCOTTSDALE	AZ		05/21/2024	7.716	2,039,551	0	2,766,000
241027368	KAMUELA	HI		05/21/2024	7.961	1,185,259	0	2,250,000
241027371	NASHVILLE	TN		04/29/2024	7.268	1,005,000	0	1,300,000
241027376	MYRTLE BEACH	SC		04/29/2024	7.738	159,516	0	296,000
241027377	ALEDO	TX		05/21/2024	8.544	686,818	0	782,000
241027380	FAYETTEVILLE	GA		04/30/2024	7.858	209,400	0	254,000
241027390	INLET BEACH	FL		05/21/2024	7.820	1,177,605	0	1,440,000
241027391	OAKLEY	CA		04/29/2024	7.750	461,141	0	624,880
241027396	KAILUA KONA	HI		04/30/2024	7.754	1,258,545	0	1,625,000
241027405	BELGRADE	MT		05/21/2024	7.454	710,875	0	860,000
241027416	MYRTLE BEACH	SC		05/21/2024	7.570	417,384	0	606,000
241027419	FRESNO	CA		05/21/2024	7.349	648,965	0	785,000
241027422	COUPEVILLE	WA		05/21/2024	6.853	274,168	0	764,000
241027432	SEATTLE	WA		05/21/2024	7.103	461,835	0	730,000
241027434	WALSBURG	CO		05/21/2024	7.331	188,378	0	236,000
241027451	MYRTLE BEACH	SC		04/29/2024	8.472	230,205	0	267,000
241027452	BONITA SPRINGS	FL		06/04/2024	7.837	488,498	0	645,000
241027468	ALTAMONTE SPRINGS	FL		04/29/2024	8.223	189,242	0	250,000
241027473	ARVADA	CO		05/21/2024	8.193	334,259	0	404,000
241027479	BOZEMAN	MT		05/21/2024	7.937	560,583	0	678,000
241027491	SAINT LOUIS	MO		05/21/2024	9.249	147,546	0	190,000
241027532	HEALDSBURG	CA		04/30/2024	7.022	1,148,074	0	1,600,000
241027543	LOS ANGELES	CA		06/04/2024	8.931	475,271	0	900,000
241027544	CLERMONT	FL		05/29/2024	7.073	188,297	0	420,000
241027546	BEND	OR		04/30/2024	7.614	210,223	0	340,000
241027548	BEND	OR		04/30/2024	7.614	210,223	0	340,000
241027554	PISGAH FOREST	NC		05/21/2024	8.057	387,582	0	562,000
241027556	GEORGETOWN	TN		05/21/2024	8.062	994,296	0	1,750,000
241027564	FORT WORTH	TX		05/21/2024	8.533	219,821	0	258,000
241027571	MEMPHIS	TN		05/21/2024	8.277	159,302	0	205,000
241027572	FOUNTAIN VALLEY	CA		05/29/2024	7.211	561,907	0	1,650,000
241027574	MANCELONA	MI		06/04/2024	8.558	235,779	0	285,000
241027577	FRANKLIN	TN		05/21/2024	7.716	1,242,859	0	1,505,000
241027578	PANAMA CITY BEACH	FL		06/18/2024	8.025	331,993	0	430,000
241027582	SAINT LOUIS	MO		06/04/2024	8.908	126,768	0	170,000
241027584	EVANSTON	IL		04/30/2024	8.470	239,030	0	414,000
241027590	APPLEGATE	CA		05/21/2024	7.950	422,822	0	665,000

E02.15

STATEMENT AS OF JUNE 30, 2024 OF THE Reliance Standard Life Insurance Company

SCHEDULE B - PART 2

Showing All Mortgage Loans ACQUIRED AND ADDITIONS MADE During the Current Quarter

1 Loan Number	2 Location		4 Loan Type	5 Date Acquired	6 Rate of Interest	7 Actual Cost at Time of Acquisition	8 Additional Investment Made After Acquisition	9 Value of Land and Buildings
	City	3 State						
241027594	HIGHLANDS RANCH	CO		05/29/2024	8.183	581,554	0	792,500
241027595	MIDVALE	UT		05/21/2024	8.294	254,410	0	328,000
241027619	SOUTHPORT	NC		06/04/2024	7.595	561,984	0	680,000
241027622	ODESSA	FL		05/29/2024	7.824	1,654,999	0	2,030,000
241027623	LYMAN	SC		05/21/2024	7.681	221,923	0	315,000
241027629	PORT SAINT LUCIE	FL		05/21/2024	7.325	318,563	0	410,000
241027634	COLUMBIA	SC		06/18/2024	9.099	151,774	0	195,000
241027636	DEWEY	AZ		05/29/2024	6.958	256,477	0	499,000
241027641	PAWLEYS ISLAND	SC		05/29/2024	7.457	860,866	0	1,125,000
241027644	WILDWOOD	FL		06/18/2024	7.296	248,939	0	455,000
241027647	SAN MARCOS	CA		05/29/2024	7.208	420,370	0	1,500,000
241027648	LUTZ	FL		06/04/2024	6.975	196,551	0	813,000
241027664	CARLSBAD	CA		05/21/2024	7.593	946,067	0	1,535,000
241027666	LAS VEGAS	NV		05/21/2024	8.912	155,290	0	238,000
241027670	KENOSHA	WI		06/04/2024	7.458	160,111	0	237,000
241027683	KAILUA KONA	HI		06/18/2024	8.408	200,870	0	532,000
241027684	DAVENPORT	FL		06/18/2024	8.662	471,360	0	655,000
241027697	WAKE FOREST	NC		06/04/2024	7.102	266,696	0	470,000
241027700	VERO BEACH	FL		05/21/2024	6.958	257,028	0	725,000
241027705	RAMONA	CA		06/04/2024	7.713	392,688	0	760,000
241027712	DENVER	CO		06/04/2024	9.400	159,905	0	208,000
241027720	PANAMA CITY BEACH	FL		06/04/2024	7.703	190,358	0	230,000
241027723	ARANSAS PASS	TX		05/21/2024	8.166	216,927	0	270,000
241027731	CROPIELL	AL		05/29/2024	7.331	481,378	0	750,000
241027733	GIG HARBOR	WA		06/04/2024	9.054	520,692	0	560,000
241027740	MILILANI	HI		05/21/2024	9.627	472,924	0	610,000
241027761	CORRALES	NM		05/29/2024	7.696	567,119	0	695,000
241027767	DAYTONA BEACH	FL		06/18/2024	7.063	435,484	0	845,000
241027777	BARNEGAT	NJ		05/21/2024	8.421	556,618	0	665,000
241027778	KEYSTONE	CO		05/21/2024	7.942	1,556,274	0	2,115,000
241027788	GLENCOE	MO		06/04/2024	8.546	178,626	0	230,000
241027799	MELISSA	TX		05/21/2024	7.451	370,101	0	560,000
241027805	WOODBURY	MN		06/18/2024	7.567	376,443	0	454,000
241027808	SALT LAKE CITY	UT		05/21/2024	7.816	592,952	0	765,000
241027815	GRANITE BAY	CA		06/04/2024	7.477	1,440,759	0	1,850,000
241027816	LAKE OSWEGO	OR		06/04/2024	7.223	339,922	0	1,000,000
241027820	BRANSON	MO		06/04/2024	8.558	227,520	0	280,000
241027833	LAS VEGAS	NV		05/29/2024	8.796	2,482,181	0	4,000,000
241027857	ATLANTA	GA		06/04/2024	9.901	399,139	0	515,000
241027878	HAGERSTOWN	MD		06/18/2024	8.271	470,284	0	570,000
241027879	MANASSAS	VA		05/29/2024	8.912	728,510	0	880,000
241027881	DENVER	CO		06/04/2024	9.641	155,259	0	224,000
241027885	LADY LAKE	FL		06/04/2024	8.548	144,214	0	236,000
241027887	RIO RANCHO	NM		06/04/2024	8.070	200,840	0	290,000
241027890	SNOQUALMIE	WA		06/04/2024	6.988	790,122	0	1,625,000
241027907	MIRAMAR BEACH	FL		05/21/2024	7.926	245,877	0	345,000
241027920	PANAMA CITY BEACH	FL		06/28/2024	8.459	267,019	0	370,000
241027931	FAIRBORN	OH		06/04/2024	9.405	201,713	0	260,000
241027934	FAIRBORN	OH		06/04/2024	9.391	119,336	0	160,000
241027938	DAYTONA BEACH SHORES	FL		06/18/2024	7.549	609,936	0	768,000
241027944	HEMET	CA		06/04/2024	7.711	322,491	0	390,000
241027991	ANACORTES	WA		06/04/2024	7.229	495,917	0	1,030,000
241027997	SCOTTSDALE	AZ		06/18/2024	8.911	1,076,747	0	1,550,000
241028003	POMPANO BEACH	FL		06/18/2024	8.464	88,524	0	207,000
241028008	MYRTLE CREEK	OR		06/18/2024	7.069	182,704	0	390,000

STATEMENT AS OF JUNE 30, 2024 OF THE Reliance Standard Life Insurance Company

SCHEDULE B - PART 2

Showing All Mortgage Loans ACQUIRED AND ADDITIONS MADE During the Current Quarter

1 Loan Number	2 Location		4 Loan Type	5 Date Acquired	6 Rate of Interest	7 Actual Cost at Time of Acquisition	8 Additional Investment Made After Acquisition	9 Value of Land and Buildings
	City	State						
241028014	SPRING	TX		06/18/2024	7.172	207,542	0	313,000
241028016	HITCHCOCK	TX		06/18/2024	8.010	124,607	0	200,000
241028020	GALENA	MO		06/18/2024	8.274	680,208	0	995,000
241028026	GLENWOOD SPRINGS	CO		06/18/2024	7.915	1,403,927	0	1,695,000
241028030	HAYDEN	ID		06/04/2024	7.355	1,093,369	0	1,752,000
241028033	HILTON HEAD ISLAND	SC		06/18/2024	7.915	1,177,793	0	1,750,000
241028034	NINETY SIX	SC		06/18/2024	8.017	216,339	0	320,000
241028036	NAVARRE	FL		06/28/2024	8.826	326,968	0	585,000
241028047	SCOTTSDALE	AZ		06/28/2024	7.373	1,240,208	0	1,695,000
241028050	HUNTINGTON BEACH	CA		06/28/2024	7.497	3,088,588	0	6,700,000
241028057	NATCHITOCHE	LA		06/28/2024	7.969	289,283	0	420,000
241028068	PUYALLUP	WA		06/04/2024	7.592	496,491	0	735,000
241028078	KISSIMEE	FL		06/04/2024	8.551	162,795	0	242,000
241028079	PIGEON FORGE	TN		06/04/2024	7.348	349,744	0	493,000
241028080	LAKE OZARK	MO		06/04/2024	7.593	420,898	0	529,000
241028085	NORTHBROOK	IL		06/18/2024	7.791	646,354	0	780,000
241028089	LAS VEGAS	NV		06/04/2024	7.705	208,452	0	280,000
241028091	IRVINE	CA		06/28/2024	9.196	616,021	0	960,000
241028093	PUNTA GORDA	FL		06/18/2024	7.912	642,175	0	775,000
241028100	HOPKINTON	MA		06/18/2024	8.157	1,233,131	0	1,500,000
241028102	ANCHORAGE	AK		06/18/2024	8.147	373,649	0	515,000
241028103	ELK RAPIDS	MI		06/18/2024	8.394	660,326	0	865,000
241028105	COOLIDGE	AZ		06/28/2024	7.978	618,170	0	800,000
241028112	MOUNT VERNON	WA		06/28/2024	7.109	194,795	0	590,000
241028114	PASADENA	CA		06/04/2024	7.963	938,359	0	1,225,000
241028135	SAN ANTONIO	TX		06/18/2024	8.497	168,900	0	240,000
241028139	PHOENIX	AZ		06/18/2024	7.188	757,168	0	1,100,000
241028149	SAN DIEGO	CA		06/18/2024	8.519	1,517,988	0	1,725,000
241028153	BRADENTON	FL		06/28/2024	8.707	576,995	0	700,000
241028163	NAPLES	FL		06/28/2024	7.959	154,869	0	400,000
241028165	BEND	OR		06/18/2024	7.306	502,498	0	1,020,000
241028166	DEERFIELD BEACH	FL		06/18/2024	7.065	583,999	0	1,115,000
241028171	JENSEN BEACH	FL		06/18/2024	7.427	523,288	0	656,000
241028174	SUMMERVILLE	SC		06/28/2024	8.461	411,475	0	500,000
241028176	LEWISVILLE	TX		06/18/2024	8.149	406,175	0	490,000
241028177	SAINT PETERSBURG	FL		06/18/2024	7.424	410,389	0	1,236,000
241028183	PALM DESERT	CA		06/28/2024	8.952	486,787	0	630,000
241028187	FORTUNA	CA		06/18/2024	7.301	339,186	0	495,000
241028199	DAVENPORT	FL		06/18/2024	8.626	244,918	0	315,000
241028201	FORESTVILLE	CA		06/18/2024	7.429	723,321	0	1,280,000
241028203	FAIRBORN	OH		06/04/2024	9.761	144,420	0	186,000
241028204	FAIRBORN	OH		06/04/2024	8.914	154,640	0	207,500
241028206	PALM DESERT	CA		06/18/2024	7.428	633,935	0	1,150,000
241028210	HOT SPRINGS	AR		06/28/2024	8.571	214,661	0	262,000
241028211	GRANITE BAY	CA		06/28/2024	7.491	665,263	0	970,000
241028228	SEATTLE	WA		06/28/2024	7.250	1,004,565	0	1,305,000
241028236	PANAMA CITY BEACH	FL		06/04/2024	8.437	236,553	0	310,000
241028242	BRENTWOOD	TN		06/28/2024	7.981	1,029,913	0	1,900,000
241028243	LA JOLLA	CA		06/28/2024	7.616	1,001,091	0	4,285,000
241028247	PANAMA CITY BEACH	FL		06/28/2024	8.088	247,519	0	302,000
241028252	PORT SAINT LUCIE	FL		06/28/2024	8.576	280,540	0	355,000
241028256	JACKSONVILLE	FL		06/18/2024	8.622	196,018	0	270,000
241028273	KAILUA	HI		06/18/2024	7.064	510,778	0	1,732,000
241028276	EL CERRITO	CA		06/18/2024	8.155	868,296	0	1,025,000
241028277	PARADISE VALLEY	AZ		06/18/2024	7.917	2,898,372	0	6,800,000

E02.17

STATEMENT AS OF JUNE 30, 2024 OF THE Reliance Standard Life Insurance Company

SCHEDULE B - PART 2

Showing All Mortgage Loans ACQUIRED AND ADDITIONS MADE During the Current Quarter

1 Loan Number	2 Location		4 Loan Type	5 Date Acquired	6 Rate of Interest	7 Actual Cost at Time of Acquisition	8 Additional Investment Made After Acquisition	9 Value of Land and Buildings
	City	State						
241028285	PANAMA CITY BEACH	FL		06/18/2024	8.503	259,820	0	350,000
241028305	MIRAMAR BEACH	FL		06/28/2024	8.212	210,172	0	315,000
241028308	FAIRBORN	OH		06/18/2024	9.334	128,600	0	193,000
241028325	FORNEY	TX		06/18/2024	7.542	242,515	0	339,900
241028336	KENMORE	WA		06/28/2024	7.492	733,972	0	960,000
241028346	NORTH PORT	FL		06/28/2024	7.726	311,048	0	490,000
241028348	AUBURN	CA		06/28/2024	7.607	265,533	0	875,000
241028351	NORTH PALM BEACH	FL		06/28/2024	7.730	412,668	0	533,000
241028356	FAIRBORN	OH		06/18/2024	9.334	128,600	0	193,000
241028370	LAS VEGAS	NV		06/28/2024	8.461	409,097	0	520,000
241028377	OLD TAPPAN	NJ		06/18/2024	7.674	1,281,147	0	2,475,000
241028381	LAGRANGE	GA		06/18/2024	9.347	277,644	0	305,000
241028383	LAKE OSWEGO	OR		06/28/2024	9.061	216,486	0	310,000
241028393	BUCKLEY	WA		06/18/2024	7.663	272,085	0	537,000
241028430	BRAZIL	IN		06/28/2024	8.457	310,392	0	430,000
241028440	VANCOUVER	WA		06/28/2024	7.731	474,060	0	575,000
241028447	ARLINGTON	WA		06/28/2024	7.855	527,586	0	640,000
241028465	CHICAGO	IL		06/28/2024	8.695	188,799	0	230,000
241028485	DESTIN	FL		06/28/2024	7.967	256,350	0	355,000
241028546	ENCINITAS	CA		06/28/2024	7.373	1,363,567	0	2,100,000
241028557	DIBERVILLE	MS		06/18/2024	8.154	202,968	0	255,000
241028563	FORNEY	TX		06/18/2024	7.561	250,786	0	336,000
241028569	ORO VALLEY	AZ		06/28/2024	7.969	223,065	0	425,000
241028640	PALM SPRINGS	FL		06/28/2024	8.459	270,107	0	352,000
241028662	HARRISBURG	NC		06/28/2024	8.339	368,310	0	550,000
3283999	TAMPA	FL		05/31/2024	4.044	473	0	285,000
477801191	DALLAS	GA		06/20/2024	7.887	381,658	0	611,000
477802734	NEWPORT NEWS	VA		04/12/2024	7.973	161,673	0	210,000
477803254	NEWPORT NEWS	VA		04/12/2024	7.973	138,577	0	180,000
477803256	NEWPORT NEWS	VA		04/23/2024	8.002	169,240	0	220,000
477803257	NEWPORT NEWS	VA		04/12/2024	7.973	142,427	0	185,000
477805356	BALTIMORE	MD		04/23/2024	7.748	184,619	0	228,000
477812813	HOUSTON	TX		05/23/2024	6.667	245,904	0	304,500
747803253	NEWPORT NEWS	VA		04/23/2024	8.002	138,469	0	180,000
ALL23-772	BIRMINGHAM	AL		05/01/2024	10.900	15,047	0	115,000
ALL24-086	CENTER POINT	AL		05/15/2024	10.717	15,725	0	150,378
BB0117279	ST. ROSE	LA		04/26/2024	7.175	35,251	0	153,000
BB1172750	EAST SETAUKET	NY		04/24/2024	4.712	408,217	0	825,000
BB1172770	ELMONT	NY		04/24/2024	4.648	440,840	0	750,000
BB1172780	PRICHARD	AL		04/24/2024	7.756	132,608	0	139,900
BB1172800	MELVILLE	NY		04/24/2024	4.685	947,702	0	2,373,000
BB1172810	WINDSOR	CT		04/24/2024	7.084	198,543	0	264,000
BB1172840	CORTLANDT MANOR	NY		04/24/2024	5.542	386,714	0	550,000
BB1172850	PROSPERITY	SC		04/24/2024	7.460	170,504	0	316,600
BB1172860	NEWINGTON	VA		04/24/2024	6.754	350,883	0	550,000
BB1172870	SUMMERFIELD	MD		04/24/2024	6.637	204,850	0	300,000
BB1172880	OCEAN CITY	MD		04/24/2024	4.722	257,950	0	560,000
BB1175330	CAMANO	WA		04/19/2024	6.897	641,902	0	950,000
BB1175350	CHULA VISTA	CA		04/19/2024	6.807	266,478	0	390,000
BB1175360	PHOENIX	AZ		04/19/2024	7.008	535,804	0	675,000
BB1175370	NORRISTOWN	PA		04/19/2024	8.965	114,857	0	319,000
BB1175390	SHAKER HEIGHTS	OH		04/19/2024	5.967	197,225	0	330,000
BB1175400	BRUNSWICK	GA		04/19/2024	7.298	147,291	0	301,500
BB1175420	POST FALLS	ID		04/19/2024	7.173	262,146	0	435,000
BB1175430	ROSEBURG	OR		04/19/2024	7.187	121,606	0	200,000

STATEMENT AS OF JUNE 30, 2024 OF THE Reliance Standard Life Insurance Company

SCHEDULE B - PART 2

Showing All Mortgage Loans ACQUIRED AND ADDITIONS MADE During the Current Quarter

1 Loan Number	2 Location		4 Loan Type	5 Date Acquired	6 Rate of Interest	7 Actual Cost at Time of Acquisition	8 Additional Investment Made After Acquisition	9 Value of Land and Buildings
	City	State						
BB1175440	KENT	WA		04/19/2024	7.010	467,710	0	683,000
BB1175460	ISELIN	NJ		04/19/2024	7.519	250,221	0	380,000
BB1177690	WATERTOWN	SD		04/09/2024	8.068	264,980	0	302,900
BB1177700	SOUTH GRAFTON	MA		04/09/2024	8.470	168,895	0	405,000
BB1177710	LOWELL	MA		04/09/2024	6.855	211,726	0	335,000
BB1177720	GLENVIEW	IL		04/09/2024	6.744	537,128	0	816,000
BB1177730	WOODMOOR	CO		04/09/2024	7.054	286,921	0	505,000
BB1177740	CINCINNATI	OH		04/09/2024	5.037	168,203	0	456,000
BB1177750	PORTOLA	CA		04/09/2024	6.059	242,900	0	285,000
BB1177760	ONTARIO	NY		04/09/2024	5.170	117,612	0	265,000
BB1178230	CORRIGAN	TX		05/02/2024	4.375	280,089	0	384,000
BB1178240	WYANDANCH	NY		05/02/2024	5.085	183,531	0	320,000
BB1178250	NEW BRITAIN	CT		05/02/2024	6.346	109,232	0	230,000
BB1178260	KOKOMO	IN		05/02/2024	5.618	192,992	0	239,000
BB1178290	SANDY OAKS	TX		05/02/2024	6.946	96,969	0	170,000
BB1178300	POMPANO BEACH	FL		05/02/2024	6.644	233,812	0	320,000
BB1178310	GAITHERSBURG	MD		05/02/2024	5.638	115,220	0	155,000
BB1178320	TAMPA	FL		05/02/2024	7.895	440,787	0	650,000
BB1178330	NORTH MIAMI	FL		05/02/2024	6.426	188,439	0	400,000
BB1178340	DALY CITY	CA		05/02/2024	5.225	600,969	0	950,000
BB1178350	HILO	HI		05/02/2024	4.683	404,354	0	525,000
BB1178360	JERICO	NY		05/02/2024	6.951	663,829	0	1,293,000
BB1178370	ROOSEVELT	NY		05/02/2024	8.150	332,453	0	375,000
BB1178380	EAST STROUDSBURG	PA		05/02/2024	8.408	365,708	0	440,000
BB1178390	DALE CITY	VA		05/02/2024	4.282	254,964	0	540,000
BB1178400	HOMESTEAD	FL		05/02/2024	8.927	182,282	0	487,000
BB1180010	BROWNSBURG	IN		05/02/2024	6.183	342,145	0	472,000
BB1180020	GRAND PRAIRIE	TX		05/02/2024	6.610	370,429	0	510,000
BB1180030	SAN ANTONIO	TX		05/02/2024	5.202	149,026	0	545,000
BB1180050	ORLAND PARK	IL		05/02/2024	6.552	263,127	0	365,000
BB1180060	MILFORD	OH		05/02/2024	7.482	519,028	0	595,000
BB1180080	MATTHEWS	NC		05/02/2024	7.617	251,276	0	373,000
BB1180090	MESQUITE	TX		05/02/2024	7.984	267,367	0	334,000
BB1180100	MAGNOLIA	TX		05/02/2024	7.115	241,845	0	265,000
BB1180260	CHICAGO	IL		04/24/2024	7.096	252,023	0	320,000
BB1180270	LAKE ELSINORE	CA		04/24/2024	7.082	462,900	0	558,000
BB1180280	WILMINGTON	DE		04/24/2024	7.208	200,908	0	300,000
BB1180290	SAN DIEGO	CA		04/24/2024	8.274	544,540	0	1,276,000
BB1180300	LOS ANGELES	CA		04/24/2024	7.175	281,913	0	490,000
BB1180320	PHELAN	CA		04/24/2024	7.134	387,655	0	565,000
BB1180330	SOUTH GATE	CA		04/24/2024	7.167	407,909	0	600,000
BB1180340	APPLE VALLEY	CA		04/24/2024	7.536	407,991	0	479,000
BB1180350	WAUKEGAN	IL		04/24/2024	7.218	184,942	0	280,000
BB1180360	SEATTLE	WA		04/24/2024	7.286	259,917	0	309,950
BB1181850	BAKERSFIELD	CA		04/24/2024	5.676	162,678	0	582,000
BB1181860	PHOENIX	AZ		04/24/2024	5.857	68,237	0	290,000
BB1181870	PAYSON	AZ		04/24/2024	7.155	279,329	0	365,000
BB1181880	SAN DIEGO	CA		04/24/2024	8.036	742,704	0	925,000
BB1181890	SAN TAN VALLEY	AZ		04/24/2024	6.456	296,387	0	370,000
BB1181900	CASAS ADOBES	AZ		04/24/2024	7.651	338,278	0	360,000
BB1181910	PINETOP	AZ		04/24/2024	7.523	837,282	0	1,250,000
BB1182470	CONVERSE	TX		04/09/2024	6.961	291,082	0	328,000
BB1182480	EFFINGHAM	SC		04/09/2024	7.134	118,927	0	180,000
BB1182490	SAN ANTONIO	TX		04/09/2024	7.736	202,706	0	255,000
BB1182500	SAN ANTONIO	TX		04/09/2024	7.332	324,910	0	370,000

E02.19

STATEMENT AS OF JUNE 30, 2024 OF THE Reliance Standard Life Insurance Company

SCHEDULE B - PART 2

Showing All Mortgage Loans ACQUIRED AND ADDITIONS MADE During the Current Quarter

1 Loan Number	2 Location		4 Loan Type	5 Date Acquired	6 Rate of Interest	7 Actual Cost at Time of Acquisition	8 Additional Investment Made After Acquisition	9 Value of Land and Buildings
	City	State						
BB1182510	WEBSTER	TX		04/09/2024	8.512	141,821	0	160,000
BB1182600	PALMDALE	CA		05/17/2024	5.112	137,697	0	370,000
BB1182610	AIEA	HI		05/17/2024	5.624	164,947	0	377,900
BB1182620	PHILADELPHIA	PA		05/17/2024	8.824	112,392	0	150,000
BB1182650	COLUMBIA	SC		05/17/2024	4.733	92,094	0	206,900
BB1182670	MIDLAND	TX		05/17/2024	7.153	287,765	0	329,900
BB1182690	POMONA	CA		05/17/2024	5.083	284,765	0	685,000
BB1182710	CHARLOTTESVILLE	VA		05/17/2024	4.907	426,286	0	520,000
BB1182740	QUINCY	WA		05/17/2024	4.546	227,580	0	480,000
BB1182750	EVERETT	WA		05/17/2024	4.565	233,288	0	475,000
BB1182760	KANNAPOLIS	NC		05/17/2024	4.822	144,046	0	520,000
BB1182770	CORRALES	NM		05/17/2024	5.976	376,133	0	500,000
BB1182810	NEW SMYRNA BEACH	FL		05/17/2024	6.357	185,125	0	845,000
BB1182830	LAKE MATHEWS	CA		05/17/2024	4.787	366,405	0	655,030
BB1182840	CHARLOTTE	NC		05/17/2024	6.303	225,534	0	395,000
BB1182850	CATASAUQUA	PA		05/17/2024	6.774	179,862	0	278,500
BB1182860	BEALETON	VA		05/17/2024	6.579	252,942	0	340,000
BB1182870	SAN BERNARDINO	CA		05/17/2024	5.096	194,385	0	450,000
BB1182880	LONG BEACH	CA		05/17/2024	5.088	245,554	0	600,000
BB1182890	PLANO	TX		05/17/2024	5.186	168,874	0	330,000
BB1182900	LITTLETON	CO		05/17/2024	5.269	371,940	0	708,000
BB1182910	MCDONOUGH	GA		05/17/2024	5.435	169,197	0	342,000
BB1182920	MARINA DEL REY	CA		05/17/2024	5.393	591,121	0	1,120,000
BB1182930	MANSFIELD	TX		05/17/2024	6.155	213,146	0	360,000
BB1182940	LOS ANGELES	CA		05/17/2024	5.516	168,086	0	680,000
BB1182950	SMITHVILLE	TN		05/17/2024	5.686	171,371	0	242,000
BB1182960	ACWORTH	GA		05/17/2024	5.903	199,496	0	369,900
BB1182980	LOGANVILLE	GA		05/17/2024	4.625	238,201	0	425,000
BB1182990	WILMINGTON	NC		05/17/2024	5.940	93,860	0	320,000
BB1183000	CHULA VISTA	CA		05/17/2024	4.284	690,382	0	1,293,000
BB1183060	LYNNWOOD	WA		05/17/2024	5.679	186,324	0	370,000
BB1183110	MIAMI	FL		05/17/2024	5.937	433,507	0	775,000
BB1183150	DRESHER	PA		05/17/2024	6.561	463,262	0	835,000
BB1183170	BAKERSFIELD	CA		05/17/2024	5.965	105,895	0	274,000
BB1183200	HOPEWELL	VA		05/17/2024	4.379	195,625	0	370,000
BB1183230	NORFOLK	VA		05/17/2024	6.252	99,147	0	157,000
BB1183240	PORTSMOUTH	VA		05/17/2024	6.307	118,854	0	130,000
BB1183250	NEWPORT NEWS	VA		05/17/2024	8.795	98,179	0	150,000
BB1183260	NEWPORT NEWS	VA		05/17/2024	7.881	102,579	0	112,000
BB1183270	HAMPTON	VA		05/17/2024	10.372	66,907	0	185,000
BB1183280	NEWPORT NEWS	VA		05/17/2024	8.170	124,939	0	174,000
BB1183290	RAINBOW CITY	AL		05/17/2024	6.526	156,951	0	225,000
BB1183300	ADOLPHUS	KY		05/17/2024	6.390	154,070	0	265,000
BB1183330	NEWPORT NEWS	VA		05/17/2024	6.639	108,084	0	223,000
BB1183350	KNOXVILLE	TN		05/17/2024	5.265	108,248	0	300,000
BB1183360	MIAMI GARDENS	FL		05/17/2024	5.808	365,679	0	779,000
BB1183370	PHILADELPHIA	PA		05/17/2024	4.721	250,179	0	440,000
BB1183380	DELTONA	FL		05/17/2024	4.623	237,924	0	422,000
BB1183450	HAZLETON	PA		05/17/2024	4.886	134,978	0	225,000
BB1183470	FOILER	CA		05/17/2024	5.676	349,553	0	485,000
BB1183510	ROCKVILLE	MD		05/17/2024	3.875	471,019	0	645,000
BB1183560	MORGAN	UT		05/17/2024	5.026	401,340	0	515,000
BB1183570	ADELANTO	CA		05/17/2024	4.582	120,190	0	319,000
BB1183580	MILFORD	CT		05/17/2024	7.970	408,358	0	521,000
BB1183600	LUGOFF	SC		05/17/2024	6.950	322,977	0	425,000

E02.20

STATEMENT AS OF JUNE 30, 2024 OF THE Reliance Standard Life Insurance Company

SCHEDULE B - PART 2

Showing All Mortgage Loans ACQUIRED AND ADDITIONS MADE During the Current Quarter

1 Loan Number	2 Location		4 Loan Type	5 Date Acquired	6 Rate of Interest	7 Actual Cost at Time of Acquisition	8 Additional Investment Made After Acquisition	9 Value of Land and Buildings
	City	3 State						
BB1183610	WHARTON	NJ		05/17/2024	6.361	212,431	0	358,000
BB1183630	FOLEY	IN		05/17/2024	5.538	176,453	0	225,000
BB1183660	PHILADELPHIA	PA		05/17/2024	4.264	97,183	0	320,000
BB1183670	BAKERSFIELD	CA		05/17/2024	4.933	225,320	0	410,000
BB1183680	APPLETON	WI		05/17/2024	5.513	78,828	0	241,000
BB1183690	LAND O LAKES	FL		05/17/2024	4.702	281,981	0	443,660
BB1183710	ARLINGTON	TX		05/17/2024	5.658	288,427	0	443,000
BB1183720	STUART	FL		05/17/2024	6.046	288,087	0	449,000
BB1183730	PECAN GROVE	TX		05/17/2024	6.352	369,495	0	568,000
BB1183760	LORAIN	OH		05/17/2024	5.146	140,268	0	166,000
BB1183770	NEW YORK	NY		05/17/2024	5.122	378,314	0	865,000
BB1183790	SAN ANGELO	TX		05/17/2024	6.031	213,127	0	275,000
BB1183810	LODI	CA		05/23/2024	6.600	338,447	0	530,000
BB1183830	INDIANAPOLIS	IN		05/23/2024	6.395	191,786	0	264,000
BB1183840	NEWPORT	NC		05/23/2024	6.527	122,187	0	268,000
BB1183870	INDIANOLA	IA		05/23/2024	6.346	201,012	0	280,000
BB1183880	MAGNA	UT		05/23/2024	5.506	233,689	0	440,000
BB1183900	LINDENHURST	NY		05/23/2024	6.615	377,453	0	525,000
BB1183910	BLOOMINGTON	IN		05/23/2024	5.181	209,031	0	345,000
BB1183920	CONROE	TX		05/23/2024	6.261	322,878	0	450,000
BB1183940	FORT LAUDERDALE	FL		05/23/2024	4.675	208,736	0	395,000
BB1183960	ALAFAYA	FL		05/23/2024	4.744	144,458	0	455,000
BB1183970	CHARLOTTE	NC		05/23/2024	7.039	624,822	0	915,000
BB1183990	CARLISLE	PA		05/23/2024	6.933	309,123	0	410,000
BB1184000	GLENDALE	CA		05/23/2024	2.875	563,248	0	1,400,000
BB1184020	SUN CITY WEST	AZ		05/23/2024	6.670	158,585	0	410,000
BB1184030	SPRING	TX		05/23/2024	6.859	234,105	0	261,017
BB1184040	BIDDEFORD	ME		05/23/2024	4.750	182,504	0	405,000
BB1184050	EASTPONTE	MI		05/23/2024	6.252	65,262	0	118,000
BB1184060	TACOMA	WA		05/23/2024	4.099	256,048	0	604,000
BB1184080	STERLING HEIGHTS	MI		05/23/2024	6.659	261,832	0	310,000
BB1184090	LONGWOOD	FL		05/23/2024	9.046	358,926	0	492,000
BB1184100	SALISBURY	MD		05/23/2024	6.606	161,555	0	219,900
BB1184130	SIERRA MADRE	CA		05/23/2024	3.625	766,122	0	1,380,000
BB1185140	SCOTTSDALE	AZ		05/10/2024	7.447	213,032	0	270,000
BB1185150	ENID	OK		05/10/2024	6.793	100,801	0	125,000
BB1185160	ROYAL OAK	MI		05/10/2024	8.212	306,581	0	345,000
BB1185170	PENN VALLEY	CA		05/10/2024	7.829	383,578	0	620,000
BB1185180	MANNING	IA		05/10/2024	7.321	186,135	0	210,000
BB1185200	JEFFERSONVILLE	IN		05/10/2024	6.727	196,405	0	216,000
BB1185210	CHICAGO	IL		05/10/2024	7.829	147,994	0	162,000
BB1185220	HOMESTEAD	FL		05/10/2024	6.434	326,492	0	430,000
BB1185230	ROSEBURG	OR		05/10/2024	6.854	176,700	0	260,000
BB1185240	CAPE CORAL	FL		05/10/2024	7.319	389,339	0	526,000
BB1185250	BAYOU LA BATRE	AL		05/10/2024	7.602	88,037	0	126,980
BB1185950	ALLENTOWN	PA		04/30/2024	5.504	115,406	0	320,000
BB1185960	STRONG	ME		04/30/2024	9.255	126,565	0	250,000
BB1185970	GARLAND	TX		04/30/2024	5.754	173,580	0	497,000
BB1185980	MODESTO	CA		04/30/2024	6.532	460,400	0	650,000
BB1185990	BRANDON	FL		04/30/2024	6.807	307,960	0	395,000
BB1186000	NEW FRANKEN	WI		04/30/2024	6.419	273,926	0	365,000
BB1186010	LAS VEGAS	NV		04/30/2024	6.779	473,212	0	510,000
BB1186020	FLORENCE	AL		04/30/2024	5.286	298,046	0	340,000
BB1186030	MASSILLON	OH		04/30/2024	6.628	98,707	0	104,000
BB1186050	LAVEEN	AZ		04/30/2024	4.267	167,461	0	435,000

E02.21

STATEMENT AS OF JUNE 30, 2024 OF THE Reliance Standard Life Insurance Company

SCHEDULE B - PART 2

Showing All Mortgage Loans ACQUIRED AND ADDITIONS MADE During the Current Quarter

1 Loan Number	2 Location		4 Loan Type	5 Date Acquired	6 Rate of Interest	7 Actual Cost at Time of Acquisition	8 Additional Investment Made After Acquisition	9 Value of Land and Buildings
	City	3 State						
BB1186070	SARATOGA SPRINGS	UT		04/30/2024	4.599	361,107	0	465,000
BB1186080	ALBUQUERQUE	NM		04/30/2024	5.471	138,470	0	300,000
BB1186090	HOLLEY	FL		04/30/2024	3.973	270,913	0	490,000
BB1186120	POMPANO BEACH	FL		05/10/2024	7.264	1,407,151	0	2,510,000
BB1186130	PALOMINAS	AZ		05/10/2024	3.250	56,150	0	85,000
BB1187290	ROCKPORT	TX		05/15/2024	7.098	509,202	0	725,000
BB1187300	LAKE STEVENS	WA		05/15/2024	5.844	391,879	0	573,000
BB1187310	SILVA	MO		05/15/2024	7.998	97,544	0	138,000
BB1187320	CABIN JOHN	MD		05/15/2024	6.909	747,241	0	1,575,000
BB1187620	KNOXVILLE	TN		06/20/2024	7.875	1,182,265	0	1,750,000
BB1187630	KNOXVILLE	TN		06/20/2024	8.000	582,909	0	730,000
BB1187640	TRENTON	NJ		06/20/2024	8.000	146,578	0	235,000
BB1187650	INDIANAPOLIS	IN		06/20/2024	8.000	114,248	0	130,000
BB1187660	FORT WORTH	TX		06/20/2024	8.114	137,117	0	160,000
BB1189250	WINDER	GA		06/20/2024	3.875	242,868	0	435,000
BB1189260	PENDLETON	IN		06/20/2024	3.500	231,327	0	375,000
BB1189270	MURFREESBORO	TN		06/20/2024	3.000	322,009	0	660,000
BB1189290	CHICAGO	IL		06/20/2024	3.125	131,872	0	285,000
BB1189300	SENOIA	GA		06/20/2024	5.375	607,862	0	720,000
BB1190330	IMPERIAL BEACH	CA		06/05/2024	6.975	377,270	0	525,000
BB1190340	UPPER MARLBORO	MD		06/05/2024	7.178	195,862	0	250,000
BB1190350	NEW YORK	NY		06/05/2024	5.944	582,665	0	1,130,000
BB1190360	COLTS NECK	NJ		06/05/2024	6.247	620,730	0	1,000,000
BB1190370	WINTER GARDEN	FL		06/05/2024	7.183	345,563	0	622,000
BB1190380	WICHITA	KS		06/05/2024	7.355	183,213	0	265,000
BB1190390	TULARE	CA		06/05/2024	7.118	357,192	0	442,500
BB1193060	ORACLE	AZ		06/17/2024	6.571	220,344	0	206,000
BB1193100	PHOENIX	AZ		06/17/2024	7.647	291,689	0	350,000
BB1194630	CLEARLAKE	CA		06/28/2024	6.874	236,455	0	254,000
BB1194640	LODI	CA		06/28/2024	8.124	676,606	0	890,000
BB1194650	ROSEVILLE	CA		06/28/2024	6.974	527,088	0	710,000
BB1202700	SAINT GEORGE	UT		06/27/2024	2.990	296,885	0	990,000
BB1202710	GILBERT	AZ		06/27/2024	5.522	416,696	0	575,000
BB1202720	HINCKLEY	MN		06/27/2024	6.375	150,858	0	408,500
BB1202730	DENVER	CO		06/27/2024	4.975	200,438	0	382,000
BB1202740	THREE POINTS	AZ		06/27/2024	6.250	148,300	0	200,000
BB1202760	EL JEBEL	CO		06/27/2024	7.575	305,462	0	930,000
BB1519984	KILLEEN	TX		05/31/2024	4.459	79	0	158,000
BB1527687	HARVEY	LA		04/01/2024	5.579	126	0	180,000
CAL23-447	EL MONTE	CA		04/25/2024	10.500	100,750	0	1,243,000
CAL23-469	LOS ANGELES	CA		05/30/2024	10.990	68,170	0	670,000
CAL23-509	STUDIO CITY	CA		05/01/2024	11.249	174,430	0	875,000
CAL23-511	SOUTH PASADENA	CA		04/10/2024	11.249	46,250	0	1,425,000
CAL23-573	LOS ANGELES	CA		04/03/2024	10.749	3,750	0	725,000
CAL24-023	FRESNO	CA		06/12/2024	10.148	32,000	0	290,000
CAL24-050	GLENDALE	CA		04/25/2024	10.613	89,646	0	930,000
CAL24-066	MENTONE	CA		06/27/2024	10.627	40,970	0	275,000
CAL24-076	LA MIRADA	CA		04/19/2024	9.989	500,000	0	750,000
CAL24-089	ALISO VIEJO	CA		05/30/2024	10.694	63,350	0	1,091,777
CAL24-109	CARSON	CA		04/19/2024	10.989	668,250	0	810,000
CAL24-122	LOS ANGELES	CA		04/19/2024	9.550	584,000	0	730,000
CAL24-128	LOS ANGELES	CA		04/19/2024	10.107	496,000	0	620,000
CAL24-139	BERKELEY	CA		05/15/2024	10.499	821,097	0	950,000
CAL24-141	FOUNTAIN VALLEY	CA		06/12/2024	9.499	861,300	0	1,475,000
CAL24-143	LOS ANGELES	CA		04/19/2024	10.899	484,000	0	605,000

E02.22

STATEMENT AS OF JUNE 30, 2024 OF THE Reliance Standard Life Insurance Company

SCHEDULE B - PART 2

Showing All Mortgage Loans ACQUIRED AND ADDITIONS MADE During the Current Quarter

1 Loan Number	2 Location		4 Loan Type	5 Date Acquired	6 Rate of Interest	7 Actual Cost at Time of Acquisition	8 Additional Investment Made After Acquisition	9 Value of Land and Buildings
	City	3 State						
COL23-440	CENTENNIAL	CO		05/23/2024	10.900	16,321	0	565,000
FLL23-082	CALLAHAN	FL		05/01/2024	10.899	20,029	0	170,000
FLL23-698	LARGO	FL		06/18/2024	10.900	46,637	0	333,000
FLL23-814	SAINT PETERSBURG	FL		06/27/2024	10.898	32,290	0	335,000
FLL23-816	ST. PETERSBURG	FL		05/15/2024	10.898	32,013	0	208,500
FLL24-054	PENSACOLA	FL		06/12/2024	10.367	49,347	0	160,000
FLL24-076	FORT MYERS	FL		05/09/2024	10.743	18,636	0	597,400
FLL24-081	JENSEN BEACH	FL		05/09/2024	9.787	92,950	0	265,000
GAL23-016	BUFORD	GA		05/01/2024	10.900	11,046	0	385,000
GAL23-039	CARTERSVILLE	GA		04/03/2024	11.900	17,481	0	51,000
GAL23-721	NEWNAN	GA		06/27/2024	10.900	20,231	0	167,000
GAL23-732	CARTERSVILLE	GA		06/12/2024	10.899	17,819	0	122,500
GAL23-813	SNELLVILLE	GA		04/10/2024	10.898	33,477	0	275,000
GAL24-059	SMYRNA	GA		06/06/2024	10.367	31,025	0	295,000
GAL24-085	LITHONIA	GA		04/25/2024	10.717	42,500	0	160,000
HIL24-100	WAIANAE	HI		06/27/2024	10.864	99,500	0	415,000
HIL24-101	EWA BEACH	HI		06/06/2024	10.805	78,500	0	540,000
ILL24-035	PEORIA	IL		06/18/2024	10.717	19,151	0	114,500
MAL24-014	WAKEFIELD	MA		05/15/2024	10.534	49,032	0	525,000
NCL23-815	MOUNT HOLLY	NC		04/10/2024	10.898	23,027	0	202,500
NCL24-029	CHARLOTTE	NC		04/03/2024	10.367	38,250	0	279,250
OHL23-446	GROVE CITY	OH		06/06/2024	10.900	48,000	0	155,000
OKL24-051	OKLAHOMA CITY	OK		06/12/2024	10.199	8,403	0	204,000
OV2560062	PONTE VEDRA BEACH	FL		04/01/2024	5.530	344	0	300,000
OV2578571	LOGANVILLE	GA		04/30/2024	5.485	308	0	185,000
OV2637918	RIVERSIDE	CA		04/01/2024	4.592	705	0	520,000
OV2786137	MATTHEWS	NC		04/01/2024	4.407	1,517	0	398,700
OV3081098	SAINT AUGUSTINE	FL		04/01/2024	4.018	1,525	0	650,000
OV3301307	DALLAS	TX		04/01/2024	5.638	3,573	0	640,000
OV3304046	WAXAHACHIE	TX		05/31/2024	6.424	1,319	0	240,000
OV3354295	WARDENSVILLE	WV		05/31/2024	6.420	1,053	0	520,000
OV3471349	FREELAND	WA		05/29/2024	7.605	694,451	0	780,000
OV3492050	KEYSTONE	CO		05/29/2024	7.906	719,341	0	900,000
OV3495086	FLEMINGTON	MO		04/29/2024	8.033	212,892	0	270,000
OV3497721	GILCHRIST	TX		04/29/2024	7.530	305,986	0	345,000
OV3497724	LAKE GEORGE	CO		05/29/2024	7.511	352,267	0	395,000
OV3499558	WESTLAKE	FL		04/29/2024	8.088	563,744	0	690,000
OV3502254	WILMINGTON	NC		05/29/2024	7.460	220,349	0	245,000
OV3502763	HAPPY JACK	AZ		05/29/2024	7.795	502,366	0	557,000
OV3503009	JACKSONVILLE	FL		05/29/2024	7.530	300,239	0	380,000
OV3503280	DAYTONA BEACH	FL		05/29/2024	7.505	343,761	0	426,000
OV3504317	BROKEN BOW	OK		05/29/2024	7.562	513,898	0	710,000
OV3504318	MIAMI	FL		05/29/2024	8.025	580,872	0	680,000
OV3505473	SAVANNAH	GA		05/29/2024	8.343	693,628	0	760,000
OV3505474	SAINT MICHAEL	MN		05/29/2024	7.493	425,537	0	480,000
OV3505480	KNOXVILLE	TN		05/29/2024	7.944	282,409	0	320,000
OV3517752	HOUSTON	TX		04/29/2024	8.433	203,538	0	263,000
OV3518129	SAVANNAH	GA		05/29/2024	8.034	309,437	0	342,000
OV3518910	FLAGSTAFF	AZ		05/29/2024	8.055	516,230	0	572,000
OV3520238	BRIAN HEAD	UT		04/29/2024	8.412	555,129	0	689,000
OV3520587	PAYSON	AZ		04/29/2024	8.483	316,049	0	390,000
OV3556704	HARTFORD	TN		04/29/2024	8.151	200,196	0	285,000
OV3557151	TWENTYNINE PALMS	CA		04/29/2024	8.236	235,130	0	290,000
OV3557358	Ocala	FL		04/29/2024	8.448	188,051	0	206,000
OV3557869	OAKLAND PARK	FL		04/29/2024	8.210	501,233	0	625,000

E02.23

STATEMENT AS OF JUNE 30, 2024 OF THE Reliance Standard Life Insurance Company

SCHEDULE B - PART 2

Showing All Mortgage Loans ACQUIRED AND ADDITIONS MADE During the Current Quarter

1 Loan Number	2 Location		4 Loan Type	5 Date Acquired	6 Rate of Interest	7 Actual Cost at Time of Acquisition	8 Additional Investment Made After Acquisition	9 Value of Land and Buildings
	City	3 State						
OV3558154	WACO	TX		04/29/2024	7.931	294,070	0	382,000
OV3558358	BOWIE	TX		04/29/2024	7.939	361,996	0	466,000
OV3558582	NOKOMIS	FL		04/29/2024	8.005	295,306	0	370,000
OV3558583	SEBASTIAN	FL		04/29/2024	8.497	337,196	0	412,000
OV3559298	LAS VEGAS	NV		05/31/2024	8.512	2,316	0	430,000
OV3560013	SEVIERVILLE	TN		04/29/2024	8.517	303,120	0	420,000
OV3560908	SAINT AUGUSTINE	FL		04/29/2024	8.067	324,773	0	359,000
OV3562592	KISSIMMEE	FL		04/29/2024	7.956	605,199	0	685,000
OV3565690	SAINT GEORGE	UT		04/29/2024	8.036	571,553	0	630,000
OV3566031	VIRGINIA BEACH	VA		04/29/2024	7.474	212,341	0	265,000
OV3566269	BACLIFF	TX		04/29/2024	7.780	178,622	0	221,000
OV3566632	SAVANNAH	GA		04/29/2024	8.101	524,525	0	585,000
OV3567826	KENMORE	NY		04/29/2024	7.567	130,299	0	169,000
OV3568372	DENISON	TX		04/29/2024	8.411	134,835	0	168,000
OV3568847	TUCSON	AZ		04/29/2024	7.610	290,021	0	322,000
OV3568850	GEORGETOWN	KY		04/29/2024	7.419	144,078	0	168,000
OV3569493	TUCSON	AZ		04/29/2024	7.601	316,659	0	372,500
OV3569952	PEORIA	AZ		04/29/2024	7.629	485,757	0	540,000
OV3572200	DANIA BEACH	FL		06/27/2024	7.715	414,432	0	582,000
OV3573314	GALVESTON	TX		06/27/2024	7.341	247,160	0	330,000
OV3573766	PRINCETON	TX		06/27/2024	7.430	225,786	0	284,000
OV3574583	ZEBULON	NC		06/27/2024	7.275	264,476	0	348,000
OV3574584	KNOXVILLE	TN		06/27/2024	7.450	178,984	0	250,000
OV3574591	CEDAR CITY	UT		06/27/2024	7.408	180,450	0	230,000
OV3575090	HOUSTON	TX		06/27/2024	7.660	172,703	0	222,000
OV3575092	CAPE CANAVERAL	FL		06/27/2024	7.882	317,266	0	375,000
OV3575093	CLAY	NY		06/27/2024	7.617	133,241	0	165,000
OV3575102	MONTGOMERY	TX		06/27/2024	7.817	198,700	0	240,000
OV3576338	FORKED RIVER	NJ		06/27/2024	8.043	311,043	0	400,000
OV3576627	WAKE FOREST	NC		06/27/2024	7.839	280,246	0	356,000
OV3576628	BOWLING GREEN	KY		06/27/2024	8.288	261,206	0	360,000
OV3577175	ALLENTOWN	PA		06/27/2024	7.613	125,157	0	150,000
OV3577429	STONE MOUNTAIN	GA		06/27/2024	8.209	160,503	0	215,000
OV3577622	CEDAR HILL	TX		06/27/2024	7.797	257,239	0	315,000
OV3578209	FALLS OF ROUGH	KY		06/27/2024	8.239	215,826	0	260,000
OV3578218	KATY	TX		06/27/2024	7.706	219,273	0	265,000
OV3578661	CARROLLTON	VA		06/27/2024	7.868	321,650	0	387,000
OV3578890	SPRING	TX		06/27/2024	7.412	203,229	0	256,000
OV3578905	MIAMI GARDENS	FL		06/27/2024	7.569	281,641	0	345,000
OV3579058	SCRANTON	PA		06/27/2024	7.789	186,884	0	225,000
OV3579060	RIVERSIDE	CA		06/27/2024	7.494	422,492	0	520,000
OV3579063	SARASOTA	FL		06/27/2024	7.181	171,257	0	237,000
OV3579598	CASA GRANDE	AZ		06/27/2024	7.719	222,017	0	275,000
OV3579599	WESLEY CHAPEL	FL		06/27/2024	7.058	276,460	0	343,000
OV3579602	SOUTH CHARLESTON	WV		06/27/2024	7.697	119,282	0	171,000
OV3579603	DERBY	CT		06/27/2024	7.599	268,514	0	352,000
OV3579606	MYRTLE BEACH	SC		06/27/2024	7.780	207,834	0	269,000
OV3579608	LAKELAND	FL		06/27/2024	7.755	300,905	0	365,000
OV3579609	JACKSONVILLE	FL		06/27/2024	7.455	392,853	0	490,000
OV3579611	HOBOKEN	NJ		06/27/2024	7.686	357,400	0	519,000
OV3579803	WINTER HAVEN	FL		06/27/2024	7.319	236,446	0	305,000
OV3580060	KEMAH	TX		06/27/2024	7.398	244,650	0	325,000
OV3580061	PALM BAY	FL		06/27/2024	7.694	252,072	0	320,000
OV3580062	SHALLOONA	TX		06/27/2024	7.321	279,953	0	362,500
OV3580283	METAMORA	IL		06/27/2024	8.286	141,088	0	175,000

E02.24

STATEMENT AS OF JUNE 30, 2024 OF THE Reliance Standard Life Insurance Company

SCHEDULE B - PART 2

Showing All Mortgage Loans ACQUIRED AND ADDITIONS MADE During the Current Quarter

1 Loan Number	2 Location		4 Loan Type	5 Date Acquired	6 Rate of Interest	7 Actual Cost at Time of Acquisition	8 Additional Investment Made After Acquisition	9 Value of Land and Buildings
	City	3 State						
OV3580285	RIVERDALE	NJ		06/27/2024	7.757	371,469	0	510,000
OV3580287	HUMBLE	TX		06/27/2024	7.788	207,722	0	250,000
OV3580288	LACKAWAXEN	PA		06/27/2024	8.331	411,856	0	545,000
OV3580292	VENICE	FL		06/27/2024	7.423	245,806	0	318,000
OV3580537	LAKEWOOD	CO		06/27/2024	7.530	442,195	0	550,000
OV3580538	MIDDLEBURG	FL		06/27/2024	7.819	281,597	0	355,000
OV3580541	SURPRISE	AZ		06/27/2024	7.384	320,279	0	420,000
OV3580546	KILLEEN	TX		06/27/2024	7.560	204,123	0	252,000
OV3580547	SHINGLETOWN	CA		06/27/2024	7.676	298,807	0	555,000
PAL23-142	PHILADELPHIA	PA		04/10/2024	10.899	23,000	0	155,000
PAL23-761	READING	PA		04/25/2024	10.900	4,940	0	160,000
SCL23-709	SPARTANBURG	SC		06/27/2024	10.900	21,535	0	95,000
TNL23-015	NASHVILLE	TN		05/15/2024	10.900	9,980	0	255,500
TNL23-051	GATLINBURG	TN		04/10/2024	10.899	20,250	0	435,000
TNL23-522	KNOXVILLE	TN		04/18/2024	9.898	32,010	0	160,000
TXL23-417	FORT WORTH	TX		05/01/2024	10.899	94,630	0	86,663
TXL23-524	PFLUGERVILLE	TX		05/23/2024	10.898	18,412	0	275,000
TXL24-027	AUSTIN	TX		05/01/2024	9.787	76,500	0	300,000
TXL24-030	DALLAS	TX		05/15/2024	10.367	9,549	0	250,000
TXL24-034	TERRELL	TX		05/15/2024	10.367	100,000	0	138,000
TXL24-036	SAN ANTONIO	TX		04/10/2024	9.734	18,700	0	159,000
TXL24-087	DALLAS	TX		06/18/2024	10.717	4,153	0	162,000
UTL24-061	VERNAL	UT		05/30/2024	10.775	18,400	0	183,500
VAL23-718	PORTSMOUTH	VA		05/30/2024	10.900	32,500	0	125,000
VAL24-083	NORFOLK	VA		05/23/2024	10.717	63,570	0	119,500
VAL24-084	NEWPORT NEWS	VA		06/18/2024	10.717	27,000	0	157,000
VAL24-085	RICHMOND	VA		06/18/2024	10.541	41,282	0	145,000
231021150	PORT JERVIS	NY		04/01/2024	7.750	177,910	0	330,000
0399999. Mortgages in good standing - Residential mortgages-all other						523,057,670	0	806,595,458
LEGEND069	CHAMPIONS GATE	FL		04/17/2024	12.832	34,627	0	10,087,392
LN0006721	INDIANAPOLIS	IN		06/17/2024	7.657	12,419	0	39,462,306
LN0009127	LOS ANGELES	CA		06/26/2024	9.480	536	0	1,800,000
LN0010979	WASHINGTON	DC		05/08/2024	8.400	23,873	0	188,110,788
LN0011691	WASHINGTON	DC		05/08/2024	12.480	1,592	0	188,110,788
LN0012075	JERSEY CITY	NJ		06/10/2024	7.846	440,692	0	61,893,670
LN0013181	JERSEY CITY	NJ		06/10/2024	12.338	173,779	0	61,893,670
LN0013739	BURBANK	CA		04/01/2024	7.987	3,955,422	0	156,278,477
LN0013740	BURBANK	CA		04/01/2024	13.353	1,472,889	0	156,278,477
LN0013864	JERSEY CITY	NJ		06/10/2024	7.842	7,612	0	61,893,670
LN0013865	JERSEY CITY	NJ		06/10/2024	12.333	52,889	0	61,893,670
LN0014941	PORTLAND	OR		05/13/2024	9.619	670,232	0	110,100,000
LN0015000	STATELINE	NV		06/30/2024	13.976	1,169,898	0	42,373,848
LN0015174	ROSELLE PARK	NJ		06/03/2024	12.094	136,936	0	48,900,000
LN0015354	TEMPE	AZ		06/28/2024	9.482	988,607	0	48,850,000
LN0015394	STATELINE	NV		06/30/2024	16.275	1,754,847	0	42,373,848
LN0015423	SAN PEDRO	CA		06/10/2024	8.869	5,390,515	0	359,380,000
LN0015427	ROSELLE PARK	NJ		06/03/2024	19.169	91,291	0	48,900,000
LN0015542	TEMPE	AZ		06/28/2024	15.423	892,157	0	48,850,000
LN0015546	PORTLAND	OR		05/13/2024	15.980	315,403	0	110,100,000
LN0015655	SAN PEDRO	CA		06/10/2024	15.914	2,395,785	0	359,380,000
LN0015899	LEXINGTON	MA		05/10/2024	9.709	47,231	0	101,350,000
LN0015900	LEXINGTON	MA		05/10/2024	14.816	15,744	0	101,350,000
LN0016274	GREENBELT	MD		06/20/2024	3.691	125,609	0	86,369,430
LN0016276	PLANO	TX		06/10/2024	8.706	3,672,411	0	146,400,000
LN0016277	PLANO	TX		06/10/2024	15.106	1,594,960	0	146,400,000

E02.25

STATEMENT AS OF JUNE 30, 2024 OF THE Reliance Standard Life Insurance Company

SCHEDULE B - PART 2

Showing All Mortgage Loans ACQUIRED AND ADDITIONS MADE During the Current Quarter

1 Loan Number	2 Location		4 Loan Type	5 Date Acquired	6 Rate of Interest	7 Actual Cost at Time of Acquisition	8 Additional Investment Made After Acquisition	9 Value of Land and Buildings
	City	3 State						
LN0016284	PEMBROKE PINES	FL		06/10/2024	14.294	6,398	0	148,179,312
LN0016287	PEMBROKE PINES	FL		06/10/2024	7.878	9,694	0	148,179,312
LN0016290	PEMBROKE PINES	FL		06/10/2024	14.293	3,808	0	148,179,312
LN0016841	WASHINGTON	DC		06/10/2024	7.378	343,361	0	38,886,972
LN0016861	PALO ALTO	CA		06/28/2024	8.608	155,548	0	58,972,095
LN0016862	PALO ALTO	CA		06/28/2024	17.856	37,910	0	58,972,095
LN0016985	DALLAS	TX		06/28/2024	8.001	2,072,697	0	116,027,543
LN0016986	DALLAS	TX		06/28/2024	16.744	880,840	0	116,027,543
LN0017029	BELLEVUE	WA		06/12/2024	9.347	4,401,726	0	83,500,000
LN0017030	BELLEVUE	WA		06/12/2024	16.407	2,104,202	0	83,500,000
LN0017032	BELLEVUE	WA		06/12/2024	8.676	3,304,055	0	70,500,000
LN0017033	BELLEVUE	WA		06/12/2024	16.142	1,405,105	0	70,500,000
LN0017332	BOISE	ID		06/07/2024	9.535	965,459	0	50,000,000
LN0017333	BOISE	ID		06/07/2024	16.902	429,093	0	50,000,000
LN0017485	PEMBROKE PINES	FL		06/10/2024	7.877	2,820	0	148,179,312
LN0017486	PEMBROKE PINES	FL		06/10/2024	14.292	1,108	0	148,179,312
LN0017489	PEMBROKE PINES	FL		06/10/2024	7.878	8,847	0	148,179,312
LN0017490	PEMBROKE PINES	FL		06/10/2024	14.292	3,475	0	148,179,312
LN0017493	PEMBROKE PINES	FL		06/10/2024	7.876	1,544	0	148,179,312
LN0017494	PEMBROKE PINES	FL		06/10/2024	14.292	607	0	148,179,312
LN0017497	PEMBROKE PINES	FL		06/10/2024	7.877	1,262	0	148,179,312
LN0017498	PEMBROKE PINES	FL		06/10/2024	14.291	496	0	148,179,312
LN0017501	PEMBROKE PINES	FL		06/10/2024	7.878	125,961	0	148,179,312
LN0017502	PEMBROKE PINES	FL		06/10/2024	14.293	49,485	0	148,179,312
LN0017507	PEMBROKE PINES	FL		06/10/2024	7.878	16,287	0	148,179,312
LN0017509	PEMBROKE PINES	FL		06/10/2024	7.878	161,726	0	148,179,312
LN0017510	PEMBROKE PINES	FL		06/10/2024	14.293	63,535	0	148,179,312
LN0017651	GREENBELT	MD		06/20/2024	16.589	37,398	0	86,369,430
LN0017670	LOS ANGELES	CA		06/10/2024	7.590	349,303	0	66,415,207
LN0017804	LONG BEACH	NY		06/13/2024	12.782	2,750,007	0	139,200,000
LN0017805	LONG BEACH	NY		06/13/2024	16.927	529,315	0	139,200,000
LN0017806	LONG BEACH	NY		06/13/2024	12.156	139,125	0	139,200,000
LN0017807	LONG BEACH	NY		06/13/2024	19.821	20,331	0	139,200,000
LN0017862	LONG BEACH	NY		05/20/2024	9.136	1,807,047	0	269,500,000
LN0017863	LONG BEACH	NY		05/20/2024	12.194	122,160	0	269,500,000
LN0017864	LONG BEACH	NY		05/20/2024	9.367	781,063	0	269,500,000
LN0017865	LONG BEACH	NY		05/20/2024	12.429	41,109	0	269,500,000
LN0017868	LONG BEACH	NY		05/20/2024	9.136	847,413	0	269,500,000
LN0017869	LONG BEACH	NY		05/20/2024	12.194	57,311	0	269,500,000
LN0017870	LONG BEACH	NY		05/20/2024	9.367	366,267	0	269,500,000
LN0017871	LONG BEACH	NY		05/20/2024	12.429	19,277	0	269,500,000
LN0018116	MALDEN	MA		05/17/2024	8.207	85,784	0	145,423,583
LN0018470	LOS ANGELES	CA		06/10/2024	13.967	87,326	0	66,415,207
LN0018570	MALDEN	MA		05/17/2024	14.386	28,307	0	145,423,583
LN0018720	WEST JORDAN	UT		06/20/2024	8.811	260,206	0	48,550,000
LN0018721	WEST JORDAN	UT		06/20/2024	16.295	86,536	0	48,550,000
LN0019050	ORLANDO	FL		04/15/2024	8.479	22,106	0	152,000,000
LN0019223	ORLANDO	FL		04/15/2024	15.193	5,526	0	152,000,000
LN0019360	AUSTIN	TX		06/06/2024	16.262	305,775	0	126,437,011
LN0019477	AUSTIN	TX		06/06/2024	9.088	1,223,098	0	126,437,011
LN0019681	LOS ANGELES	CA		05/28/2024	10.117	811,924	0	85,748,148
LN0019682	LOS ANGELES	CA		05/28/2024	17.662	347,967	0	85,748,148
LN0019749	SALT LAKE CITY	UT		04/12/2024	8.762	550,477	0	73,200,000
LN0019750	SALT LAKE CITY	UT		04/12/2024	15.841	288,010	0	73,200,000
LN0020122	OCEANSIDE	CA		06/10/2024	16.424	294,718	0	45,724,527

E02.26

STATEMENT AS OF JUNE 30, 2024 OF THE Reliance Standard Life Insurance Company

SCHEDULE B - PART 2

Showing All Mortgage Loans ACQUIRED AND ADDITIONS MADE During the Current Quarter

1 Loan Number	2 Location		4 Loan Type	5 Date Acquired	6 Rate of Interest	7 Actual Cost at Time of Acquisition	8 Additional Investment Made After Acquisition	9 Value of Land and Buildings
	City	3 State						
LN0020257	RALEIGH	NC		05/24/2024	9.596	1,783,915	0	130,000,000
LN0020938	WEST PALM BEACH	FL		05/16/2024	9.396	2,718,440	0	73,500,000
LN0021001	LINDEN	NJ		06/12/2024	8.888	1,543,907	0	68,700,000
LN0021002	LINDEN	NJ		06/12/2024	17.153	964,942	0	68,700,000
LN0021562	PHILADELPHIA	PA		06/20/2024	8.679	6,950,548	0	177,625,000
LN0021563	PHILADELPHIA	PA		06/20/2024	16.515	2,612,266	0	177,625,000
LN0021742	NEW HAVEN	CT		06/07/2024	8.921	1,918,916	0	48,223,900
LN0021743	NEW HAVEN	CT		06/07/2024	16.570	747,530	0	48,223,900
LN0021862	MENLO PARK	CA		06/18/2024	8.141	145,468	0	143,520,000
LN0021863	MENLO PARK	CA		06/18/2024	14.169	83,333	0	143,520,000
LN0021864	MENLO PARK	CA		06/18/2024	9.894	12,435	0	143,520,000
LN0022040	WALNUT CREEK	CA		04/01/2024	11.443	570,843	0	77,580,000
LN0022041	WALNUT CREEK	CA		04/01/2024	19.628	18,414	0	77,580,000
LN0022042	WALNUT CREEK	CA		04/01/2024	15.827	18,414	0	77,580,000
LN0022316	WEST PALM BEACH	FL		05/16/2024	17.292	1,122,834	0	73,500,000
LN0022616	BOSTON	MA		06/10/2024	10.479	1,942,325	0	225,945,000
LN0022617	BOSTON	MA		06/10/2024	16.422	832,425	0	225,945,000
LN0022619	BOSTON	MA		06/10/2024	8.616	95,013	0	77,400,000
LN0022620	BOSTON	MA		06/10/2024	15.759	23,753	0	77,400,000
LN0023157	RALEIGH	NC		05/24/2024	17.151	676,222	0	130,000,000
LN0023952	SANDY SPRINGS	GA		05/08/2024	8.193	306,760	0	59,969,230
LN0023953	SANDY SPRINGS	GA		05/08/2024	13.591	101,223	0	59,969,230
LN0023961	HOUSTON	TX		06/10/2024	5.079	65,341	0	102,900,000
LN0024098	LOS ANGELES	CA		06/10/2024	7.823	221,927	0	74,333,601
LN0024104	LOS ANGELES	CA		06/10/2024	12.910	31,838	0	74,333,601
LN0024128	PARSIPANNY	NJ		04/23/2024	8.205	1,187,184	0	92,000,000
LN0024129	PARSIPANNY	NJ		04/23/2024	15.959	356,155	0	92,000,000
LN0024208	FORT WALTON BEACH	FL		06/07/2024		211,549	0	20,435,994
LN0024302	HENDERSON	NV		06/10/2024	8.835	1,662,311	0	95,850,000
LN0024411	FORT WALTON BEACH	FL		06/07/2024		140,144	0	20,435,994
LN0024527	JARRELL	TX		06/10/2024	9.686	3,600,149	0	51,539,692
LN0024721	TOLLESON	AZ		06/25/2024	10.567	1,357,643	0	50,650,000
LN0024722	TOLLESON	AZ		06/25/2024	16.804	1,215,249	0	50,650,000
LN0025491	HENDERSON	NV		06/10/2024	14.946	1,742,065	0	95,850,000
LN0026249	LOS ANGELES	CA		05/10/2024	7.933	345,928	0	88,620,000
LN0026250	LOS ANGELES	CA		05/10/2024	13.006	148,255	0	88,620,000
LN0027672	CARLSBAD	CA		06/07/2024	15.000	72,802	0	16,209,722
LN6514134	INDIANAPOLIS	IN		06/17/2024	12.450	79,347	0	24,502,282
METROWEST	ORLANDO	FL		06/27/2024	12.605	30,461	0	11,093,400
0599999. Mortgages in good standing - Commercial mortgages-all other						91,918,166	0	13,633,027,672
CHARPLACE	ELLIOTT CITY	MD		04/19/2024	12.000	119,703	0	8,198,725
LAKEWALK9	COLLEGE STATION	TX		05/24/2024	13.000	2,886,000	0	19,678,230
LINXAPART	TAMPA	FL		04/11/2024	11.000	43,594	0	430,867
LN0011692	WASHINGTON	DC		05/08/2024	15.031	3,183	0	188,110,788
LN0013182	JERSEY CITY	NJ		06/10/2024	12.333	16,368	0	61,893,670
LN0015710	PHILADELPHIA	PA		06/10/2024	10.648	673,569	0	65,193,231
LN0015740	SAN PEDRO	CA		06/10/2024	15.914	199,649	0	359,380,000
LN0016275	TEMPE	AZ		06/28/2024	15.423	48,225	0	48,850,000
LN0016430	LONG BEACH	NY		06/13/2024	19.646	859,694	0	139,200,000
LN0016432	LONG BEACH	NY		05/20/2024	17.362	687,856	0	269,500,000
LN0017334	BOISE	ID		06/07/2024	16.902	35,758	0	50,000,000
LN0017503	PEMBROKE PINES	FL		06/10/2024	18.773	5,943	0	148,179,312
LN0017511	PEMBROKE PINES	FL		06/10/2024	18.772	5,776	0	148,179,312
LN0017652	GREENBELT	MD		06/20/2024	16.589	4,155	0	86,369,430
LN0017872	LONG BEACH	NY		05/20/2024	17.362	322,556	0	269,500,000

E02.27

STATEMENT AS OF JUNE 30, 2024 OF THE Reliance Standard Life Insurance Company

SCHEDULE B - PART 2

Showing All Mortgage Loans ACQUIRED AND ADDITIONS MADE During the Current Quarter

1 Loan Number	2 Location		3 State	4 Loan Type	5 Date Acquired	6 Rate of Interest	7 Actual Cost at Time of Acquisition	8 Additional Investment Made After Acquisition	9 Value of Land and Buildings
	City								
LN0018353	WASHINGTON		DC		06/10/2024	15.052	109,957	0	38,886,972
LN0021003	LINDEN		NJ		06/12/2024	17.153	64,329	0	68,700,000
LN0021498	WALNUT CREEK		CA		04/01/2024	13.541	127,045	0	77,580,000
LN0021744	NEW HAVEN		CT		06/07/2024	16.570	67,957	0	48,223,900
LN0021828	RALEIGH		NC		05/24/2024	17.151	63,080	0	130,000,000
LN0021830	WEST PALM BEACH		FL		05/16/2024	17.292	98,494	0	73,500,000
LN0021865	MENLO PARK		CA		06/18/2024	14.169	7,461	0	143,520,000
LN0021866	MENLO PARK		CA		06/18/2024	14.554	14,886	0	143,520,000
LN0024109	LOS ANGELES		CA		06/10/2024	12.910	10,737	0	74,333,601
LN0024130	PARSIPPANY		NJ		04/23/2024	15.959	39,573	0	92,000,000
LN0024723	TOLLESON		AZ		06/25/2024	16.804	65,972	0	50,650,000
LN0026445	MIAMI BEACH		FL		06/11/2024	16.559	238,432	0	28,669,500
LN0026552	WASHINGTON		DC		06/10/2024	14.823	4,398	0	38,886,972
LN6514142	INDIANAPOLIS		IN		06/17/2024	12.450	11,335	0	24,502,282
TOWER45DF	NEW YORK		NY		04/17/2024	12.387	288,443	0	42,858,000
0699999. Mortgages in good standing - Mezzanine Loans							7,094,128	0	2,938,494,791
0899999. Total Mortgages in good standing							626,293,694	0	17,405,166,671
1699999. Total - Restructured Mortgages							0	0	0
000237348	CLARKSBURG		WV		04/30/2024	4.760	343	0	91,647
000238875	RED OAK		TX		04/30/2024	4.760	232	0	242,000
000239504	KENNETT		MO		04/30/2024	4.760	231	0	103,000
000239609	DENHAM SPRINGS		LA		05/31/2024	4.760	122	0	206,447
000240180	BALCH SPRINGS		TX		04/30/2024	4.760	511	0	344,700
000241547	LA FOLLETTE		TN		04/30/2024	4.760	277	0	285,000
BB1193090	PHOENIX		AZ		06/17/2024	6.464	368,458	0	475,000
1899999. Mortgages with overdue interest over 90 days-Residential mortgages-insured or guaranteed							370,172	0	1,747,794
230833022	BIRMINGHAM		AL		05/31/2024	9.645	64	0	188,000
BB1147030	LONGPORT		NJ		04/30/2024	5.556	26,416	0	979,000
BB1178280	RANCHO CUCAMONGA		CA		05/02/2024	4.322	278,421	0	675,000
BB1182700	WARREN		OH		05/17/2024	4.968	67,884	0	92,000
BB1183120	NORRISTOWN		PA		05/17/2024	5.466	93,052	0	205,000
BB1183390	LITTLE ROCK		AR		05/17/2024	6.424	116,773	0	225,000
BB1183820	GOFFSTOWN		NH		05/23/2024	6.843	333,670	0	475,000
BB1186040	UPPER MARLBORO		MD		04/30/2024	5.269	220,274	0	450,000
BB1186060	SALEM		OR		04/30/2024	4.846	304,625	0	505,000
BB1186100	CAYCE		SC		04/30/2024	7.177	104,697	0	173,000
BB2190297	NEW SMYRNA BEACH		FL		04/01/2024	5.012	1,937	0	250,000
BB2743317	MARRERO		LA		05/31/2024	2.925	32	0	191,900
1999999. Mortgages with overdue interest over 90 days-Residential mortgages-all other							1,547,847	0	4,408,900
2499999. Total - Mortgages with overdue interest over 90 days							1,918,019	0	6,156,694
000239317	NATCHITOCHE		LA		05/31/2024	4.760	2,022	0	102,500
000240496	SLATINGTON		PA		04/01/2024	4.760	259	0	185,506
000244651	OAK FOREST		IL		05/31/2024	4.760	100	0	269,366
2699999. Mortgages in process of foreclosure-Residential mortgages-insured or guaranteed							2,382	0	557,372
3299999. Total - Mortgages in the process of foreclosure							2,382	0	557,372
3399999 - Totals							628,214,095	0	17,411,880,737

E02.28

STATEMENT AS OF JUNE 30, 2024 OF THE Reliance Standard Life Insurance Company

SCHEDULE B - PART 3

Showing All Mortgage Loans DISPOSED, Transferred or Repaid During the Current Quarter

1 Loan Number	2 Location		4 Loan Type	5 Date Acquired	6 Disposal Date	7 Book Value/ Recorded Investment Excluding Accrued Interest Prior Year	8 Change in Book Value/Recorded Investment					14 Book Value/ Recorded Investment Excluding Accrued Interest on Disposal	15 Consid- eration	16 Foreign Exchange Gain (Loss) on Disposal	17 Realized Gain (Loss) on Disposal	18 Total Gain (Loss) on Disposal	
	2 City	3 State					8 Unrealized Valuation Increase/ (Decrease)	9 Current Year's (Amortization) /Accretion	10 Current Year's Other- Than- Temporary Impairment Recognized	11 Capitalized Deferred Interest and Other	12 Total Change in Book Value (8+9-10+11)						13 Total Foreign Exchange Change in Book Value
PAL23-050	NEW CUMBERLAND	PA		12/01/2023	06/01/2024	175,000	0	0	0	0	0	0	175,000	175,000	0	0	0
FLL23-773	ST. PETERSBURG	FL		12/01/2023	06/01/2024	284,750	0	0	0	0	0	0	284,750	284,750	0	0	0
BB1519394	PINE BLUFF	AR		05/25/2022	06/01/2024	602	0	9	0	0	9	0	611	611	0	0	0
FLL23-705	CLEARWATER	FL		11/03/2023	05/01/2024	396,848	0	0	0	0	0	0	396,848	396,848	0	0	0
LAL23-429	DENHAM SPRINGS	LA		10/31/2023	05/01/2024	136,850	0	0	0	0	0	0	136,850	136,850	0	0	0
0HL23-461	COLUMBUS	OH		11/09/2023	05/01/2024	155,786	0	0	0	0	0	0	155,786	155,786	0	0	0
SCL23-137	ROCK HILL	SC		11/09/2023	05/01/2024	171,275	0	0	0	0	0	0	171,275	171,275	0	0	0
TNL23-010	OLD HICKORY	TN		10/31/2023	05/01/2024	401,430	0	0	0	0	0	0	401,430	401,430	0	0	0
TNL23-734	ANTI OCH	TN		11/09/2023	05/01/2024	140,250	0	0	0	0	0	0	140,250	140,250	0	0	0
TXL23-444	DEER PARK	TX		11/03/2023	05/01/2024	97,750	0	0	0	0	0	0	97,750	97,750	0	0	0
PAL23-143	PITTSBURGH	PA		12/06/2023	06/01/2024	174,702	0	0	0	0	0	0	174,702	174,702	0	0	0
0199999. Mortgages closed by repayment						2,135,243	0	9	0	0	9	0	2,135,252	2,135,252	0	0	0
LOAN19236	NEW YORK	NY		08/07/2017		0	0	0	0	0	0	0	371,184	371,184	0	0	0
LN1520094	PITTSBURGH	PA		12/11/2015		0	0	0	0	0	0	0	387,641	387,641	0	0	0
LN1530093	PITTSBURGH	PA		12/11/2015		0	0	0	0	0	0	0	43,071	43,071	0	0	0
LN6510454	NEW ORLEANS	LA		07/08/2022		0	0	0	0	0	0	0	12,129	12,129	0	0	0
LN6510462	NEW ORLEANS	LA		07/08/2022		0	0	0	0	0	0	0	2,232	2,232	0	0	0
LN6513656	PROVIDENCE	RI		10/08/2020		0	0	0	0	0	0	0	49,960	49,960	0	0	0
LN6513664	PROVIDENCE	RI		10/08/2020		0	0	0	0	0	0	0	144,472	144,472	0	0	0
LN6513672	PROVIDENCE	RI		10/08/2020		0	0	0	0	0	0	0	22,062	22,062	0	0	0
LN0008531	SAN MATEO	CA		04/07/2021		0	0	0	0	0	0	0	84,068	84,068	0	0	0
LN0006348	PROVIDENCE	RI		10/08/2020		0	0	0	0	0	0	0	16,225	16,225	0	0	0
LN0006349	PROVIDENCE	RI		10/08/2020		0	0	0	0	0	0	0	54,084	54,084	0	0	0
LN6514969	SAN MATEO	CA		07/27/2018		0	0	0	0	0	0	0	1,746,434	1,746,434	0	0	0
LN0008773	DALLAS	TX		08/15/2018		0	0	0	0	0	0	0	37,979	37,979	0	0	0
LN0008774	DALLAS	TX		09/08/2020		0	0	0	0	0	0	0	7,955	7,955	0	0	0
LN0008775	DALLAS	TX		08/15/2018		0	0	0	0	0	0	0	13,123	13,123	0	0	0
LN0009077	ST. PETERSBURG	FL		04/24/2020		0	0	0	0	0	0	0	1,679,830	1,679,830	0	0	0
LN0010061	ST. PETERSBURG	FL		04/24/2020		0	0	0	0	0	0	0	808,807	808,807	0	0	0
FLIGHTDEN	DENVER	CO		02/07/2019		0	0	0	0	0	0	0	28,587	28,587	0	0	0
LN0009605	CINCINNATI	OH		10/08/2020		0	0	0	0	0	0	0	190,112	190,112	0	0	0
LN0009388	CINCINNATI	OH		10/08/2020		0	0	0	0	0	0	0	427,027	427,027	0	0	0
LN0009832	CINCINNATI	OH		10/08/2020		0	0	0	0	0	0	0	39,826	39,826	0	0	0
LN0010595	OLYMPIA	WA		04/24/2020		0	0	0	0	0	0	0	17,631	17,631	0	0	0
LN0010357	OLYMPIA	WA		04/24/2020		0	0	0	0	0	0	0	79,338	79,338	0	0	0
LN0010594	OLYMPIA	WA		04/24/2020		0	0	0	0	0	0	0	246,829	246,829	0	0	0
LN0010358	OLYMPIA	WA		03/13/2019		0	0	0	0	0	0	0	4,407	4,407	0	0	0
LN0010214	CINCINNATI	OH		12/17/2020		0	0	0	0	0	0	0	132,808	132,808	0	0	0
LN0010213	CINCINNATI	OH		12/17/2020		0	0	0	0	0	0	0	246,644	246,644	0	0	0
LN0010711	DALLAS	TX		12/01/2022		0	0	0	0	0	0	0	57,560	57,560	0	0	0
LN0010715	DALLAS	TX		03/15/2019		0	0	0	0	0	0	0	6,828	6,828	0	0	0
LN0010707	DALLAS	TX		03/15/2019		0	0	0	0	0	0	0	29,634	29,634	0	0	0
LN0010709	DALLAS	TX		12/01/2022		0	0	0	0	0	0	0	82,977	82,977	0	0	0
LN0010713	DALLAS	TX		12/01/2022		0	0	0	0	0	0	0	20,684	20,684	0	0	0
LN0008994	MIAMI	FL		04/24/2020		0	0	58	0	0	58	0	146,793	146,793	0	0	0
LN0010760	MIAMI	FL		03/26/2019		0	0	0	0	0	0	0	201	201	0	0	0
LN0010758	MIAMI	FL		07/29/2020		0	0	7	0	0	7	0	14,536	14,536	0	0	0
LN0010761	MIAMI	FL		07/29/2020		0	0	0	0	0	0	0	20	20	0	0	0
LN0009265	STAMFORD	CT		04/24/2020		0	0	0	0	0	0	0	571,430	571,430	0	0	0
LN0011346	STAMFORD	CT		06/03/2019		0	0	0	0	0	0	0	11,722	11,722	0	0	0
LN0011825	ASHEVILLE	NC		07/10/2020		0	0	7	0	0	7	0	176,645	176,645	0	0	0

E02.29

STATEMENT AS OF JUNE 30, 2024 OF THE Reliance Standard Life Insurance Company

SCHEDULE B - PART 3

Showing All Mortgage Loans DISPOSED, Transferred or Repaid During the Current Quarter

1 Loan Number	2 Location		4 Loan Type	5 Date Acquired	6 Disposal Date	7 Book Value/ Recorded Investment Excluding Accrued Interest Prior Year	8 Change in Book Value/Recorded Investment					14 Book Value/ Recorded Investment Excluding Accrued Interest on Disposal	15 Consid- eration	16 Foreign Exchange Gain (Loss) on Disposal	17 Realized Gain (Loss) on Disposal	18 Total Gain (Loss) on Disposal	
	2 City	3 State					8 Unrealized Valuation Increase/ (Decrease)	9 Current Year's (Amortization) /Accretion	10 Current Year's Other- Than- Temporary Impairment Recognized	11 Capitalized Deferred Interest and Other	12 Total Change in Book Value (8+9-10+11)						13 Total Foreign Exchange Change in Book Value
LN0011390	ASHEVILLE	NC		07/10/2020		0	0	11	0	0	11	0	282,562	282,562	0	0	0
LN0011391	ASHEVILLE	NC		07/10/2020		0	0	0	0	0	0	0	3,283	3,283	0	0	0
LN0011736	IRVINE	CA		09/10/2020		0	0	15	0	0	15	0	391,754	391,754	0	0	0
000239898	COLUMBUS	IN		10/23/2019		0	0	2	0	0	2	0	738	738	0	0	0
000237906	PORT WENTWORTH	GA		10/23/2019		0	0	8	0	0	8	0	1,493	1,493	0	0	0
000242075	FREDERICKSBURG	VA		10/23/2019		0	0	13	0	0	13	0	2,162	2,162	0	0	0
000240078	ELYRIA	OH		10/23/2019		0	0	0	0	0	0	0	264	264	0	0	0
000244743	GARLAND	TX		10/23/2019		0	0	6	0	0	6	0	706	706	0	0	0
000243550	MCKEE	KY		10/23/2019		0	0	(14)	0	0	(14)	0	826	826	0	0	0
000244267	RICHMOND	TX		10/23/2019		0	0	5	0	0	5	0	1,043	1,043	0	0	0
000243883	EAST ORANGE	NJ		10/23/2019		0	0	(56)	0	0	(56)	0	1,900	1,900	0	0	0
000239370	SEYMOUR	IN		10/23/2019		0	0	0	0	0	0	0	646	646	0	0	0
000242413	MACON	GA		10/23/2019		0	0	(7)	0	0	(7)	0	308	308	0	0	0
000238905	PERRYTON	TX		10/23/2019		0	0	(2)	0	0	(2)	0	207	207	0	0	0
000241609	PAXINOS	PA		10/23/2019		0	0	9	0	0	9	0	2,310	2,310	0	0	0
000242607	LOGANVILLE	GA		10/23/2019		0	0	0	0	0	0	0	1,571	1,571	0	0	0
000239371	MIRAMAR	FL		10/23/2019		0	0	1	0	0	1	0	401	401	0	0	0
000237711	BILLINGS	MT		10/23/2019		0	0	0	0	0	0	0	643	643	0	0	0
000238371	MORROW	GA		10/23/2019		0	0	2	0	0	2	0	721	721	0	0	0
000243607	WILDERSVILLE	TN		10/23/2019		0	0	(4)	0	0	(4)	0	780	780	0	0	0
000240415	NEWARK	DE		10/23/2019		0	0	2	0	0	2	0	744	744	0	0	0
000241886	MEMPHIS	TN		10/23/2019		0	0	0	0	0	0	0	396	396	0	0	0
000240886	PENSAFLA	FL		10/23/2019		0	0	(1)	0	0	(1)	0	122	122	0	0	0
000243938	PEQUOT LAKES	WI		10/23/2019		0	0	(67)	0	0	(67)	0	3,081	3,081	0	0	0
000242414	KILLEEN	TX		10/23/2019		0	0	5	0	0	5	0	2,571	2,571	0	0	0
000244742	GEORGETOWN	GA		10/23/2019		0	0	(1)	0	0	(1)	0	133	133	0	0	0
000239904	BOGALUSA	LA		10/23/2019		0	0	0	0	0	0	0	607	607	0	0	0
000240077	POINCIANA	FL		10/23/2019		0	0	2	0	0	2	0	332	332	0	0	0
000237429	FORT WORTH	TX		10/23/2019		0	0	(141)	0	0	(141)	0	6,752	6,752	0	0	0
000244127	BALTIMORE	MD		10/23/2019		0	0	(4)	0	0	(4)	0	1,203	1,203	0	0	0
000238898	JACKSON	GA		10/23/2019		0	0	1	0	0	1	0	376	376	0	0	0
000239233	LOCUST	NC		10/23/2019		0	0	(1)	0	0	(1)	0	310	310	0	0	0
000244604	DAYTON	NV		10/23/2019		0	0	5	0	0	5	0	1,388	1,388	0	0	0
000244599	DOVER	DE		10/23/2019		0	0	(13)	0	0	(13)	0	2,286	2,286	0	0	0
000241416	NASHVILLE	NC		10/23/2019		0	0	3	0	0	3	0	579	579	0	0	0
000239710	ORTING	WA		10/23/2019		0	0	(568)	0	0	(568)	0	9,610	9,610	0	0	0
000242608	EL PASO	TX		10/23/2019		0	0	(11)	0	0	(11)	0	995	995	0	0	0
000243882	NORWOOD	PA		10/23/2019		0	0	7	0	0	7	0	1,490	1,490	0	0	0
000241749	JACKSONVILLE	FL		10/23/2019		0	0	0	0	0	0	0	1,210	1,210	0	0	0
000240609	NEVADA	OH		10/23/2019		0	0	1	0	0	1	0	458	458	0	0	0
000240076	PITMAN	NJ		10/23/2019		0	0	4	0	0	4	0	880	880	0	0	0
000241554	WINNSBORO	SC		10/23/2019		0	0	4	0	0	4	0	969	969	0	0	0
000237710	HOUSTON	TX		10/23/2019		0	0	2	0	0	2	0	545	545	0	0	0
000243268	BOONEVILLE	MS		10/23/2019		0	0	3	0	0	3	0	661	661	0	0	0
000240747	OXFORD	GA		10/23/2019		0	0	(35)	0	0	(35)	0	1,940	1,940	0	0	0
000244071	SHERIDAN	AR		10/23/2019		0	0	2	0	0	2	0	470	470	0	0	0
000242415	SAVANNAH	GA		10/23/2019		0	0	1	0	0	1	0	1,634	1,634	0	0	0
000239230	TRAVERSE CITY	MI		10/23/2019		0	0	(1)	0	0	(1)	0	535	535	0	0	0
000239901	URBANA	OH		10/23/2019		0	0	(1)	0	0	(1)	0	180	180	0	0	0
000244745	DECATUR	GA		10/23/2019		0	0	0	0	0	0	0	1,143	1,143	0	0	0
000237908	FESTUS	MO		10/23/2019		0	0	0	0	0	0	0	427	427	0	0	0

E02.30

STATEMENT AS OF JUNE 30, 2024 OF THE Reliance Standard Life Insurance Company

SCHEDULE B - PART 3

Showing All Mortgage Loans DISPOSED, Transferred or Repaid During the Current Quarter

1 Loan Number	2 Location		4 Loan Type	5 Date Acquired	6 Disposal Date	7 Book Value/ Recorded Investment Excluding Accrued Interest Prior Year	8 Change in Book Value/Recorded Investment					14 Book Value/ Recorded Investment Excluding Accrued Interest on Disposal	15 Consid- eration	16 Foreign Exchange Gain (Loss) on Disposal	17 Realized Gain (Loss) on Disposal	18 Total Gain (Loss) on Disposal
	2 City	3 State					8 Unrealized Valuation Increase/ (Decrease)	9 Current Year's (Amortization) /Accretion	10 Current Year's Other- Than- Temporary Impairment Recognized	11 Capitalized Deferred Interest and Other	12 Total Change in Book Value (8+9-10+11)					
000244074	BETHLEHEM	PA		10/23/2019		0	0	6	0	0	6	0	1,122	1,122	0	0
000238850	BLACK DIAMOND	WA		10/23/2019		0	0	(10)	0	0	(10)	0	1,061	1,061	0	0
000244269	MOODY	AL		10/23/2019		0	0	0	0	0	0	0	675	675	0	0
000240552	LAPEER	MI		10/23/2019		0	0	5	0	0	5	0	1,093	1,093	0	0
000242077	BROOKLYN	NY		10/23/2019		0	0	5	0	0	5	0	2,313	2,313	0	0
000243885	HASLET	TX		10/23/2019		0	0	(11)	0	0	(11)	0	1,475	1,475	0	0
000240690	FOWLER	IL		10/23/2019		0	0	1	0	0	1	0	939	939	0	0
000242748	ORLEANS	MI		10/23/2019		0	0	6	0	0	6	0	1,041	1,041	0	0
000241417	ORLANDO	FL		10/23/2019		0	0	0	0	0	0	0	259	259	0	0
000242609	CHARLOTTE	NC		10/23/2019		0	0	(1)	0	0	(1)	0	522	522	0	0
000242553	BROOKLYN	NY		10/23/2019		0	0	4	0	0	4	0	1,999	1,999	0	0
000240075	MUSKEGON	MI		10/23/2019		0	0	1	0	0	1	0	291	291	0	0
000238373	JAMAICA	NY		10/23/2019		0	0	0	0	0	0	0	1,617	1,617	0	0
000244412	MARKHAM	IL		10/23/2019		0	0	0	0	0	0	0	691	691	0	0
000242220	GETTYSBURG	PA		10/23/2019		0	0	(17)	0	0	(17)	0	1,351	1,351	0	0
000238040	ANTHONY	FL		10/23/2019		0	0	3	0	0	3	0	765	765	0	0
000242416	PLAINVIEW	TX		10/23/2019		0	0	1	0	0	1	0	539	539	0	0
000238429	LOCKHART	TX		10/23/2019		0	0	(28)	0	0	(28)	0	1,752	1,752	0	0
000243884	DOUGLASVILLE	GA		10/23/2019		0	0	0	0	0	0	0	798	798	0	0
000244606	CARTERET	NJ		10/23/2019		0	0	1	0	0	1	0	1,575	1,575	0	0
000243746	VALE	NC		10/23/2019		0	0	2	0	0	2	0	348	348	0	0
000240745	OWETA	OK		10/23/2019		0	0	(3)	0	0	(3)	0	640	640	0	0
000237850	MCMINNVILLE	TN		10/23/2019		0	0	(4)	0	0	(4)	0	644	644	0	0
000242887	THEODORE	AL		10/23/2019		0	0	0	0	0	0	0	604	604	0	0
000239426	APISON	TN		10/23/2019		0	0	4	0	0	4	0	1,048	1,048	0	0
000249169	QUEENS VILLAGE	NY		10/23/2019		0	0	10	0	0	10	0	1,980	1,980	0	0
000240412	NEW CASTLE	DE		10/23/2019		0	0	0	0	0	0	0	381	381	0	0
000241418	LAKELAND	FL		10/23/2019		0	0	(2)	0	0	(2)	0	563	563	0	0
000240883	GRAYSON	GA		10/23/2019		0	0	2	0	0	2	0	891	891	0	0
000244411	KATY	TX		10/23/2019		0	0	1	0	0	1	0	654	654	0	0
000237569	MERIDEN	CT		10/23/2019		0	0	(3)	0	0	(3)	0	739	739	0	0
000238424	HOUSTON	AR		10/23/2019		0	0	(79)	0	0	(79)	0	2,685	2,685	0	0
000241557	ELGIN	SC		10/23/2019		0	0	2	0	0	2	0	1,123	1,123	0	0
000244609	VALLEY CENTER	KS		10/23/2019		0	0	1	0	0	1	0	860	860	0	0
000239279	TWENTYNINE PALMS	CA		10/23/2019		0	0	8	0	0	8	0	1,692	1,692	0	0
000237902	BATESVILLE	AR		10/23/2019		0	0	(1)	0	0	(1)	0	538	538	0	0
000239617	YPSILANTI	MI		10/23/2019		0	0	(1)	0	0	(1)	0	563	563	0	0
000237897	CONOVER	NC		10/23/2019		0	0	3	0	0	3	0	861	861	0	0
000240268	PASADENA	TX		10/23/2019		0	0	1	0	0	1	0	405	405	0	0
000241700	SANTA CLARITA	CA		10/23/2019		0	0	2	0	0	2	0	1,627	1,627	0	0
000243887	PORTSMOUTH	VA		10/23/2019		0	0	(4)	0	0	(4)	0	1,370	1,370	0	0
000243416	MULLINS	SC		10/23/2019		0	0	3	0	0	3	0	494	494	0	0
000241695	HUDSON	IA		10/23/2019		0	0	(1)	0	0	(1)	0	116	116	0	0
000237426	MAUMEE	OH		10/23/2019		0	0	(5)	0	0	(5)	0	678	678	0	0
000242222	NEW OXFORD	PA		10/23/2019		0	0	1	0	0	1	0	1,234	1,234	0	0
000243749	HAMPTON	VA		10/23/2019		0	0	(6)	0	0	(6)	0	453	453	0	0
000237758	CHERRY HILL TOWNSHIP	NJ		10/23/2019		0	0	4	0	0	4	0	1,626	1,626	0	0
000242360	CLOVER	SC		10/23/2019		0	0	6	0	0	6	0	984	984	0	0
000240882	DECATUR	GA		10/23/2019		0	0	(15)	0	0	(15)	0	2,215	2,215	0	0
000242888	STELLA	MO		10/23/2019		0	0	(1)	0	0	(1)	0	417	417	0	0
000244414	KNIGHTSTOWN	IN		10/23/2019		0	0	(4)	0	0	(4)	0	867	867	0	0

E02.31

STATEMENT AS OF JUNE 30, 2024 OF THE Reliance Standard Life Insurance Company

SCHEDULE B - PART 3

Showing All Mortgage Loans DISPOSED, Transferred or Repaid During the Current Quarter

1 Loan Number	2 Location		4 Loan Type	5 Date Acquired	6 Disposal Date	7 Book Value/ Recorded Investment Excluding Accrued Interest Prior Year	8 Change in Book Value/Recorded Investment					14 Book Value/ Recorded Investment Excluding Accrued Interest on Disposal	15 Consid- eration	16 Foreign Exchange Gain (Loss) on Disposal	17 Realized Gain (Loss) on Disposal	18 Total Gain (Loss) on Disposal	
	2 City	3 State					8 Unrealized Valuation Increase/ (Decrease)	9 Current Year's (Amortization) /Accretion	10 Current Year's Other- Than- Temporary Impairment Recognized	11 Capitalized Deferred Interest and Other	12 Total Change in Book Value (8+9-10+11)						13 Total Foreign Exchange Change in Book Value
000242079	BARNESVILLE	PA		10/23/2019		0	0	0	0	0	0	0	507	507	0	0	0
000249125	HOMESTEAD	PA		10/23/2019		0	0	0	0	0	0	0	2,394	2,394	0	0	0
000241419	MEMPHIS	TN		10/23/2019		0	0	(1)	0	0	(1)	0	445	445	0	0	0
000238756	ALICEVILLE	AL		10/23/2019		0	0	1	0	0	1	0	236	236	0	0	0
000238085	SHERIDAN	AR		10/23/2019		0	0	(3)	0	0	(3)	0	732	732	0	0	0
000238423	CARLSBAD	TX		10/23/2019		0	0	(1)	0	0	(1)	0	863	863	0	0	0
000243691	VENUS	TX		10/23/2019		0	0	(1)	0	0	(1)	0	102	102	0	0	0
000238894	SAFFORD	AZ		10/23/2019		0	0	6	0	0	6	0	1,141	1,141	0	0	0
000244075	ORLANDO	FL		10/23/2019		0	0	1	0	0	1	0	1,189	1,189	0	0	0
000242418	STEDMAN	NC		10/23/2019		0	0	(1)	0	0	(1)	0	67	67	0	0	0
000238561	DOWAGIAC	MI		10/23/2019		0	0	1	0	0	1	0	552	552	0	0	0
000237563	SPRING HILL	FL		10/23/2019		0	0	(1)	0	0	(1)	0	242	242	0	0	0
000240938	CLARKSVILLE	TN		10/23/2019		0	0	3	0	0	3	0	459	459	0	0	0
000243077	COPE	SC		10/23/2019		0	0	(1)	0	0	(1)	0	628	628	0	0	0
000241696	TROY	NY		10/23/2019		0	0	2	0	0	2	0	553	553	0	0	0
000239618	PILOT GROVE	MO		10/23/2019		0	0	1	0	0	1	0	577	577	0	0	0
000237901	HAUGHTON	LA		10/23/2019		0	0	1	0	0	1	0	1,259	1,259	0	0	0
000237896	WAYNESBURG	KY		10/23/2019		0	0	(3)	0	0	(3)	0	657	657	0	0	0
000242223	COLUMBIA	SC		10/23/2019		0	0	0	0	0	0	0	276	276	0	0	0
000238902	FRUITA	CO		10/23/2019		0	0	1	0	0	1	0	392	392	0	0	0
000243748	PORT ORANGE	FL		10/23/2019		0	0	5	0	0	5	0	1,010	1,010	0	0	0
000240743	LINN	MO		10/23/2019		0	0	1	0	0	1	0	358	358	0	0	0
000240881	DECATUR	GA		10/23/2019		0	0	3	0	0	3	0	1,085	1,085	0	0	0
000243692	TUSCALOOSA	AL		10/23/2019		0	0	3	0	0	3	0	555	555	0	0	0
000241031	JOPLIN	MO		10/23/2019		0	0	(2)	0	0	(2)	0	712	712	0	0	0
000237619	LITTLE ROCK	AR		10/23/2019		0	0	2	0	0	2	0	239	239	0	0	0
000244413	PORTAGE	PA		10/23/2019		0	0	(4)	0	0	(4)	0	493	493	0	0	0
000242556	SUMMERTOWN	TN		10/23/2019		0	0	(2)	0	0	(2)	0	978	978	0	0	0
000243889	ERLANGER	KY		10/23/2019		0	0	(2)	0	0	(2)	0	1,506	1,506	0	0	0
000238759	NEOSHO	MO		10/23/2019		0	0	3	0	0	3	0	753	753	0	0	0
000240128	GOODYEAR	AZ		10/23/2019		0	0	2	0	0	2	0	681	681	0	0	0
000239948	ALBERTVILLE	AL		10/23/2019		0	0	2	0	0	2	0	252	252	0	0	0
000244360	CLEVELAND	OH		10/23/2019		0	0	971	0	0	971	0	971	971	0	0	0
000237904	ATHOL	MA		10/23/2019		0	0	1	0	0	1	0	1,568	1,568	0	0	0
000242701	WEST JEFFERSON	OH		10/23/2019		0	0	1	0	0	1	0	460	460	0	0	0
000241697	BELLEVILLE	NJ		10/23/2019		0	0	5	0	0	5	0	1,852	1,852	0	0	0
000237428	SAINT ALBANS	NY		10/23/2019		0	0	2	0	0	2	0	2,053	2,053	0	0	0
000242030	WILLIAMSBURG	OH		10/23/2019		0	0	2	0	0	2	0	792	792	0	0	0
000240604	BROOKLYN	WI		10/23/2019		0	0	3	0	0	3	0	2,012	2,012	0	0	0
000239753	ROSEAU	MIN		10/23/2019		0	0	1	0	0	1	0	411	411	0	0	0
000239277	FRANKLIN	KY		10/23/2019		0	0	(9)	0	0	(9)	0	994	994	0	0	0
000244555	KUNA	ID		10/23/2019		0	0	(9)	0	0	(9)	0	1,406	1,406	0	0	0
000239083	SAUGUS	MA		10/23/2019		0	0	(2)	0	0	(2)	0	100	100	0	0	0
000242557	ROMULUS	MI		10/23/2019		0	0	(4)	0	0	(4)	0	1,310	1,310	0	0	0
000238231	SOMERSET	PA		10/23/2019		0	0	(1)	0	0	(1)	0	999	999	0	0	0
000243362	POOLER	GA		10/23/2019		0	0	4	0	0	4	0	1,272	1,272	0	0	0
000244416	COLUMBUS	GA		10/23/2019		0	0	1	0	0	1	0	602	602	0	0	0
000249123	NEW HAVEN	IN		10/23/2019		0	0	0	0	0	0	0	285	285	0	0	0
000239892	WENATCHEE	WA		10/23/2019		0	0	4	0	0	4	0	1,193	1,193	0	0	0
000244749	MEMPHIS	TN		10/23/2019		0	0	0	0	0	0	0	757	757	0	0	0
000243700	WINSTON SALEM	NC		10/23/2019		0	0	0	0	0	0	0	457	457	0	0	0

STATEMENT AS OF JUNE 30, 2024 OF THE Reliance Standard Life Insurance Company

SCHEDULE B - PART 3

Showing All Mortgage Loans DISPOSED, Transferred or Repaid During the Current Quarter

1 Loan Number	2 Location		4 Loan Type	5 Date Acquired	6 Disposal Date	7 Book Value/ Recorded Investment Excluding Accrued Interest Prior Year	8 Change in Book Value/Recorded Investment					14 Book Value/ Recorded Investment Excluding Accrued Interest on Disposal	15 Consid- eration	16 Foreign Exchange Gain (Loss) on Disposal	17 Realized Gain (Loss) on Disposal	18 Total Gain (Loss) on Disposal	
	2 City	3 State					8 Unrealized Valuation Increase/ (Decrease)	9 Current Year's (Amortization) /Accretion	10 Current Year's Other- Than- Temporary Impairment Recognized	11 Capitalized Deferred Interest and Other	12 Total Change in Book Value (8+9-10+11)						13 Total Foreign Exchange Change in Book Value
000243695	ASHEVILLE	NC		10/23/2019		0	0	(4)	0	0	0	(4)	0	563	563	0	0
000241032	SEVIERVILLE	TN		10/23/2019		0	0	4	0	0	0	4	0	786	786	0	0
000243555	TICKFAW	LA		10/23/2019		0	0	0	0	0	0	0	0	512	512	0	0
000238758	MONROE	WA		10/23/2019		0	0	17	0	0	0	17	0	2,032	2,032	0	0
000240598	BELL BUCKLE	TN		10/23/2019		0	0	(7)	0	0	0	(7)	0	1,143	1,143	0	0
000243888	WEST ORANGE	NJ		10/23/2019		0	0	2	0	0	0	2	0	1,475	1,475	0	0
000242840	GRAY	LA		10/23/2019		0	0	1	0	0	0	1	0	537	537	0	0
000243079	COLUMBIAVILLE	MI		10/23/2019		0	0	(5)	0	0	0	(5)	0	693	693	0	0
000244077	TUCSON	AZ		10/23/2019		0	0	1	0	0	0	1	0	59	59	0	0
000241703	PALMYRA	NJ		10/23/2019		0	0	5	0	0	0	5	0	1,382	1,382	0	0
000239616	CLIO	MI		10/23/2019		0	0	0	0	0	0	0	0	861	861	0	0
000238230	SALEM	OR		10/23/2019		0	0	1	0	0	0	1	0	2,320	2,320	0	0
000242364	SELBYVILLE	DE		10/23/2019		0	0	4	0	0	0	4	0	1,274	1,274	0	0
000244554	NORTH LAS VEGAS	NV		10/23/2019		0	0	1	0	0	0	1	0	409	409	0	0
000237427	PARRISH	FL		10/23/2019		0	0	4	0	0	0	4	0	888	888	0	0
000240265	CAROLINA BEACH	NC		10/23/2019		0	0	2	0	0	0	2	0	1,511	1,511	0	0
000239755	NEWFANE	NY		10/23/2019		0	0	1	0	0	0	1	0	561	561	0	0
000244553	ROSWELL	NM		10/23/2019		0	0	32	0	0	0	32	0	768	768	0	0
000239422	EVERETT	MA		10/23/2019		0	0	(2)	0	0	0	(2)	0	68	68	0	0
000242558	FOND DU LAC	WI		10/23/2019		0	0	3	0	0	0	3	0	907	907	0	0
000237759	RUTHER GLEN	VA		10/23/2019		0	0	(2)	0	0	0	(2)	0	228	228	0	0
000244748	BALTIMORE	MD		10/23/2019		0	0	1	0	0	0	1	0	325	325	0	0
000238619	TEMPLE	NH		10/23/2019		0	0	2	0	0	0	2	0	1,017	1,017	0	0
000241033	GREENFIELD	IN		10/23/2019		0	0	1	0	0	0	1	0	212	212	0	0
000243694	JACKSON	MS		10/23/2019		0	0	(11)	0	0	0	(11)	0	971	971	0	0
000242032	HUNTSVILLE	AL		10/23/2019		0	0	1	0	0	0	1	0	567	567	0	0
000241981	MOBILE	AL		10/23/2019		0	0	2	0	0	0	2	0	468	468	0	0
000239522	NATCHEZ	MS		10/23/2019		0	0	0	0	0	0	0	0	1,054	1,054	0	0
000242841	LE SUEUR	MINN		10/23/2019		0	0	4	0	0	0	4	0	423	423	0	0
000240126	BRONX	NY		10/23/2019		0	0	0	0	0	0	0	0	3,039	3,039	0	0
000239046	LAREDO	TX		10/23/2019		0	0	(3)	0	0	0	(3)	0	70	70	0	0
000238718	SPRING HILL	KS		10/23/2019		0	0	0	0	0	0	(2)	0	1,270	1,270	0	0
000240740	VILONIA	AR		10/23/2019		0	0	2	0	0	0	2	0	792	792	0	0
000243840	FORT WORTH	TX		10/23/2019		0	0	(15)	0	0	0	(15)	0	1,997	1,997	0	0
000242227	MIDWEST CITY	OK		10/23/2019		0	0	(2)	0	0	0	(2)	0	803	803	0	0
000239184	SHELBYVILLE	MO		10/23/2019		0	0	(3)	0	0	0	(3)	0	518	518	0	0
000240264	DAYTON	OH		10/23/2019		0	0	(7)	0	0	0	(7)	0	633	633	0	0
000242703	MADISONVILLE	KY		10/23/2019		0	0	(2)	0	0	0	(2)	0	505	505	0	0
000238856	ST MARTINVILLE	LA		10/23/2019		0	0	6	0	0	0	6	0	2,142	2,142	0	0
000243702	CHATTANOOGA	TN		10/23/2019		0	0	(6)	0	0	0	(6)	0	786	786	0	0
000242559	SALT POINT	NY		10/23/2019		0	0	3	0	0	0	3	0	1,059	1,059	0	0
000241705	HARLEYSVILLE	PA		10/23/2019		0	0	8	0	0	0	8	0	1,529	1,529	0	0
000241172	LUGOFF	SC		10/23/2019		0	0	1	0	0	0	1	0	463	463	0	0
000238185	WASHINGTON	MI		10/23/2019		0	0	5	0	0	0	5	0	1,162	1,162	0	0
000243226	GONZALES	LA		10/23/2019		0	0	0	0	0	0	0	0	869	869	0	0
000243559	POOLER	GA		10/23/2019		0	0	(1)	0	0	0	(1)	0	1,219	1,219	0	0
000237525	SAINT LOUIS	MO		10/23/2019		0	0	(2)	0	0	0	(2)	0	471	471	0	0
000239717	LEADVILLE	CO		10/23/2019		0	0	2	0	0	0	2	0	904	904	0	0
000244361	ALBION	MI		10/23/2019		0	0	(12)	0	0	0	(12)	0	1,060	1,060	0	0
000242366	BOSTON	NY		10/23/2019		0	0	(6)	0	0	0	(6)	0	1,016	1,016	0	0
000239047	COTTAGE GROVE	MINN		10/23/2019		0	0	(8)	0	0	0	(8)	0	2,547	2,547	0	0

E02.33

STATEMENT AS OF JUNE 30, 2024 OF THE Reliance Standard Life Insurance Company

SCHEDULE B - PART 3

Showing All Mortgage Loans DISPOSED, Transferred or Repaid During the Current Quarter

1 Loan Number	2 Location		4 Loan Type	5 Date Acquired	6 Disposal Date	7 Book Value/ Recorded Investment Excluding Accrued Interest Prior Year	8 Change in Book Value/Recorded Investment					14 Book Value/ Recorded Investment Excluding Accrued Interest on Disposal	15 Consid- eration	16 Foreign Exchange Gain (Loss) on Disposal	17 Realized Gain (Loss) on Disposal	18 Total Gain (Loss) on Disposal	
	2 City	3 State					8 Unrealized Valuation Increase/ (Decrease)	9 Current Year's (Amortization) /Accretion	10 Current Year's Other- Than- Temporary Impairment Recognized	11 Capitalized Deferred Interest and Other	12 Total Change in Book Value (8+9-10+11)						13 Total Foreign Exchange Change in Book Value
000240596	MANOR	TX		10/23/2019		0	0	(5)	0	0	0	(5)	0	1,300	1,300	0	0
000242033	BELLMORE	NY		10/23/2019		0	0	(1)	0	0	0	(1)	0	2,896	2,896	0	0
000238379	BALDIWYN	MS		10/23/2019		0	0	(12)	0	0	0	(12)	0	534	534	0	0
000243419	LANARK	IL		10/23/2019		0	0	2	0	0	0	2	0	1,052	1,052	0	0
000239994	AYDEN	NC		10/23/2019		0	0	3	0	0	0	3	0	709	709	0	0
000238184	EATON RAPIDS	MI		10/23/2019		0	0	1	0	0	0	1	0	509	509	0	0
000238522	MOUNT MORRIS	NY		10/23/2019		0	0	(7)	0	0	0	(7)	0	732	732	0	0
000239662	BASTROP	LA		10/23/2019		0	0	1	0	0	0	1	0	463	463	0	0
000243030	MADISON	OH		10/23/2019		0	0	(1)	0	0	0	(1)	0	759	759	0	0
000243701	HOUSTON	TX		10/23/2019		0	0	2	0	0	0	2	0	757	757	0	0
000240319	AUBURN	WA		10/23/2019		0	0	(48)	0	0	0	(48)	0	3,724	3,724	0	0
000243363	VERO BEACH	FL		10/23/2019		0	0	2	0	0	0	2	0	838	838	0	0
000249128	COLUMBUS	OH		10/23/2019		0	0	0	0	0	0	0	0	162	162	0	0
000241511	HOUSTON	TX		10/23/2019		0	0	(9)	0	0	0	(9)	0	1,144	1,144	0	0
000238660	MARION	VA		10/23/2019		0	0	2	0	0	0	2	0	911	911	0	0
000243558	PENCIL BLUFF	AR		10/23/2019		0	0	0	0	0	0	0	0	156	156	0	0
000243225	RANTOUL	IL		10/23/2019		0	0	0	0	0	0	0	0	632	632	0	0
000237995	RED OAK	TX		10/23/2019		0	0	0	0	0	0	0	0	611	611	0	0
000239182	RANCHOS DE TACS	NM		10/23/2019		0	0	1	0	0	0	1	0	552	552	0	0
000242367	MANAKIN SABOT	VA		10/23/2019		0	0	8	0	0	0	8	0	570	570	0	0
000239853	TIPTON	IA		10/23/2019		0	0	4	0	0	0	4	0	378	378	0	0
000244226	DETROIT	MI		10/23/2019		0	0	0	0	0	0	0	0	532	532	0	0
000240595	CHAMBERSBURG	PA		10/23/2019		0	0	(1)	0	0	0	(1)	0	735	735	0	0
000244031	KANNAPOLIS	NC		10/23/2019		0	0	1	0	0	0	1	0	371	371	0	0
000243980	EGG HARBOR TOWNSHIP	NJ		10/23/2019		0	0	(3)	0	0	0	(3)	0	553	553	0	0
000244559	HAMMONTON	NJ		10/23/2019		0	0	5	0	0	0	5	0	1,841	1,841	0	0
000241512	HOUSTON	TX		10/23/2019		0	0	2	0	0	0	2	0	483	483	0	0
000237471	RALEIGH	NC		10/23/2019		0	0	(14)	0	0	0	(14)	0	1,377	1,377	0	0
000243033	SHREVEPORT	LA		10/23/2019		0	0	6	0	0	0	6	0	1,148	1,148	0	0
000243842	MYRTLE BEACH	SC		10/23/2019		0	0	18	0	0	0	18	0	2,433	2,433	0	0
000240789	CATAWISSA	MO		10/23/2019		0	0	(4)	0	0	0	(4)	0	673	673	0	0
000243704	LUBBOCK	TX		10/23/2019		0	0	0	0	0	0	0	0	561	561	0	0
000243228	CUMMING	GA		10/23/2019		0	0	11	0	0	0	11	0	2,344	2,344	0	0
000243699	WINSTON SALEM	NC		10/23/2019		0	0	3	0	0	0	3	0	378	378	0	0
000242843	WEST END	NC		10/23/2019		0	0	0	0	0	0	0	0	1,197	1,197	0	0
000238187	TUCSON	AZ		10/23/2019		0	0	3	0	0	0	3	0	810	810	0	0
000240123	NEW CASTLE	IN		10/23/2019		0	0	(2)	0	0	0	(2)	0	1,063	1,063	0	0
000238663	MCCOMB	MS		10/23/2019		0	0	2	0	0	0	2	0	712	712	0	0
000240932	RALEIGH	NC		10/23/2019		0	0	1	0	0	0	1	0	499	499	0	0
000238330	PORT WENTWORTH	GA		10/23/2019		0	0	(6)	0	0	0	(6)	0	1,027	1,027	0	0
000244030	MISSOURI CITY	TX		10/23/2019		0	0	9	0	0	0	9	0	1,304	1,304	0	0
000241513	HOUSTON	TX		10/23/2019		0	0	(2)	0	0	0	(2)	0	159	159	0	0
000239045	LAS VEGAS	NV		10/23/2019		0	0	4	0	0	0	4	0	939	939	0	0
000243170	FT MOHAVE	AZ		10/23/2019		0	0	0	0	0	0	0	0	528	528	0	0
000239521	ZIMMERMAN	MN		10/23/2019		0	0	1	0	0	0	1	0	753	753	0	0
000249070	ALBION	MI		10/23/2019		0	0	0	0	0	0	0	0	461	461	0	0
000237470	PORT SAINT LUCIE	FL		10/23/2019		0	0	3	0	0	0	3	0	924	924	0	0
000238048	TIFFIN	OH		10/23/2019		0	0	0	0	0	0	0	0	139	139	0	0
000240788	BLUFFTON	SC		10/23/2019		0	0	4	0	0	0	4	0	1,185	1,185	0	0
000243698	FORT SMITH	AR		10/23/2019		0	0	(5)	0	0	0	(5)	0	533	533	0	0
000238857	PERRY	GA		10/23/2019		0	0	(2)	0	0	0	(2)	0	1,247	1,247	0	0

E02.34

STATEMENT AS OF JUNE 30, 2024 OF THE Reliance Standard Life Insurance Company

SCHEDULE B - PART 3

Showing All Mortgage Loans DISPOSED, Transferred or Repaid During the Current Quarter

1 Loan Number	2 Location		4 Loan Type	5 Date Acquired	6 Disposal Date	7 Book Value/ Recorded Investment Excluding Accrued Interest Prior Year	8 Change in Book Value/Recorded Investment						14 Book Value/ Recorded Investment Excluding Accrued Interest on Disposal	15 Consid- eration	16 Foreign Exchange Gain (Loss) on Disposal	17 Realized Gain (Loss) on Disposal	18 Total Gain (Loss) on Disposal
	2 City	3 State					8 Unrealized Valuation Increase/ (Decrease)	9 Current Year's (Amortization) /Accretion	10 Current Year's Other- Than- Temporary Impairment Recognized	11 Capitalized Deferred Interest and Other	12 Total Change in Book Value (8+9-10+11)	13 Total Foreign Exchange Change in Book Value					
000243365	CHOWCHILLA	CA		10/23/2019		0	0	(2)	0	0	0	(2)	0	988	988	0	0
000243703	TAMARAC	FL		10/23/2019		0	0	2	0	0	0	2	0	832	832	0	0
000237664	CHARLOTTE	NC		10/23/2019		0	0	3	0	0	0	3	0	680	680	0	0
000243227	WAYNESBURG	KY		10/23/2019		0	0	(6)	0	0	0	(6)	0	1,001	1,001	0	0
000238662	MANI STEE	MI		10/23/2019		0	0	1	0	0	0	1	0	1,558	1,558	0	0
000241708	COLUMBUS	OH		10/23/2019		0	0	1	0	0	0	1	0	539	539	0	0
000237526	SPARTANBURG	SC		10/23/2019		0	0	(9)	0	0	0	(9)	0	1,087	1,087	0	0
000240931	CHARLOTTE	NC		10/23/2019		0	0	(2)	0	0	0	(2)	0	434	434	0	0
000243173	HALSTEAD	KS		10/23/2019		0	0	(1)	0	0	0	(1)	0	618	618	0	0
000237992	SOUTHPORT	FL		10/23/2019		0	0	(29)	0	0	0	(29)	0	2,764	2,764	0	0
000241514	HOUSTON	TX		10/23/2019		0	0	3	0	0	0	3	0	1,089	1,089	0	0
000238043	PATASKALA	OH		10/23/2019		0	0	(1)	0	0	0	(1)	0	1,457	1,457	0	0
000242369	BRENTWOOD	NY		10/23/2019		0	0	(8)	0	0	0	(8)	0	2,849	2,849	0	0
000238991	GOODRICH	MI		10/23/2019		0	0	(2)	0	0	0	(2)	0	491	491	0	0
000240649	LUGOFF	SC		10/23/2019		0	0	1	0	0	0	1	0	358	358	0	0
000241791	TOTO/WA	NJ		10/23/2019		0	0	(19)	0	0	0	(19)	0	3,207	3,207	0	0
000237715	KATY	TX		10/23/2019		0	0	5	0	0	0	5	0	1,122	1,122	0	0
000239237	HAMMOND	LA		10/23/2019		0	0	5	0	0	0	5	0	1,215	1,215	0	0
000242650	FOUNTAIN INN	SC		10/23/2019		0	0	1	0	0	0	1	0	1,328	1,328	0	0
000238237	MARI COPA	AZ		10/23/2019		0	0	1	0	0	0	1	0	1,408	1,408	0	0
000240592	CORNISH	ME		10/23/2019		0	0	(1)	0	0	0	(1)	0	850	850	0	0
000240930	PROVIDENCE FORGE	VA		10/23/2019		0	0	0	0	0	0	0	0	540	540	0	0
000243983	COVINGTON	GA		10/23/2019		0	0	(70)	0	0	0	(70)	0	3,496	3,496	0	0
000242845	MONROE	LA		10/23/2019		0	0	(2)	0	0	0	(2)	0	352	352	0	0
000242983	MOUNT SHASTA	CA		10/23/2019		0	0	(14)	0	0	0	(14)	0	3,262	3,262	0	0
000241709	LONG POND	PA		10/23/2019		0	0	(1)	0	0	0	(1)	0	1,608	1,608	0	0
000239042	MERRILLVILLE	IN		10/23/2019		0	0	(5)	0	0	0	(5)	0	870	870	0	0
000243650	MURFREESBORO	TN		10/23/2019		0	0	2	0	0	0	2	0	747	747	0	0
000239181	PINEVILLE	MO		10/23/2019		0	0	(21)	0	0	0	(21)	0	1,577	1,577	0	0
000242790	NORTH ROSE	NY		10/23/2019		0	0	1	0	0	0	1	0	470	470	0	0
000243981	DALLAS	TX		10/23/2019		0	0	(25)	0	0	0	(25)	0	1,325	1,325	0	0
000237991	LILLINGTON	NC		10/23/2019		0	0	2	0	0	0	2	0	771	771	0	0
000244032	DOW	IL		10/23/2019		0	0	(10)	0	0	0	(10)	0	649	649	0	0
000239990	SHAHER	MI		10/23/2019		0	0	4	0	0	0	4	0	871	871	0	0
000237520	MEMPHIS	TN		10/23/2019		0	0	2	0	0	0	2	0	391	391	0	0
000237853	BLACK ROCK	AR		10/23/2019		0	0	1	0	0	0	1	0	353	353	0	0
000241653	CHARLOTTE	MI		10/23/2019		0	0	(1)	0	0	0	(1)	0	496	496	0	0
000243843	MEHERRIN	VA		10/23/2019		0	0	(3)	0	0	0	(3)	0	244	244	0	0
000241986	FEDERALSBURG	MD		10/23/2019		0	0	3	0	0	0	3	0	1,122	1,122	0	0
000240786	CYNTHIANA	KY		10/23/2019		0	0	(15)	0	0	0	(15)	0	2,143	2,143	0	0
000240453	SAVANNAH	TN		10/23/2019		0	0	0	0	0	0	0	0	640	640	0	0
000243229	STANFORD	KY		10/23/2019		0	0	(3)	0	0	0	(3)	0	560	560	0	0
000243982	MESQUITE	TX		10/23/2019		0	0	(2)	0	0	0	(2)	0	124	124	0	0
000239714	AYLETT	VA		10/23/2019		0	0	(3)	0	0	0	(3)	0	753	753	0	0
000238236	PINE BLUFF	AR		10/23/2019		0	0	(3)	0	0	0	(3)	0	866	866	0	0
000244698	GLEN ROCK	PA		10/23/2019		0	0	2	0	0	0	2	0	1,538	1,538	0	0
000239852	ROCKY MOUNT	VA		10/23/2019		0	0	4	0	0	0	4	0	1,281	1,281	0	0
000242846	BRANDYWINE	MD		10/23/2019		0	0	4	0	0	0	4	0	2,731	2,731	0	0
000244703	WICHITA	KS		10/23/2019		0	0	34	0	0	0	34	0	3,178	3,178	0	0
000241516	HOUSTON	TX		10/23/2019		0	0	(6)	0	0	0	(6)	0	941	941	0	0
000241178	WINTERVILLE	GA		10/23/2019		0	0	6	0	0	0	6	0	774	774	0	0

E02.35

STATEMENT AS OF JUNE 30, 2024 OF THE Reliance Standard Life Insurance Company

SCHEDULE B - PART 3

Showing All Mortgage Loans DISPOSED, Transferred or Repaid During the Current Quarter

1 Loan Number	2 Location		4 Loan Type	5 Date Acquired	6 Disposal Date	7 Book Value/ Recorded Investment Excluding Accrued Interest Prior Year	8 Change in Book Value/Recorded Investment					14 Book Value/ Recorded Investment Excluding Accrued Interest on Disposal	15 Consid- eration	16 Foreign Exchange Gain (Loss) on Disposal	17 Realized Gain (Loss) on Disposal	18 Total Gain (Loss) on Disposal	
	2 City	3 State					8 Unrealized Valuation Increase/ (Decrease)	9 Current Year's (Amortization) /Accretion	10 Current Year's Other- Than- Temporary Impairment Recognized	11 Capitalized Deferred Interest and Other	12 Total Change in Book Value (8+9-10+11)						13 Total Foreign Exchange Change in Book Value
000241849	WOODLAWN	TN		10/23/2019		0	0	2	0	0	0	2	0	850	850	0	0
000240647	HARTLAND	MI		10/23/2019		0	0	(5)	0	0	0	(5)	0	619	619	0	0
000243513	SENATOBIA	MS		10/23/2019		0	0	(4)	0	0	0	(4)	0	480	480	0	0
000237856	MONETT	MO		10/23/2019		0	0	0	0	0	0	0	0	299	299	0	0
000239905	LONG POINT	IL		10/23/2019		0	0	3	0	0	0	3	0	809	809	0	0
000238378	NEW WATERFORD	OH		10/23/2019		0	0	2	0	0	0	2	0	1,127	1,127	0	0
000240509	CHIPPEWA FALLS	WI		10/23/2019		0	0	1	0	0	0	1	0	347	347	0	0
000238045	BRAIDWOOD	IL		10/23/2019		0	0	(4)	0	0	0	(4)	0	560	560	0	0
000241987	LAUREL	MD		10/23/2019		0	0	7	0	0	0	7	0	3,546	3,546	0	0
000244174	PLYMPTON	MA		10/23/2019		0	0	6	0	0	0	6	0	1,806	1,806	0	0
000242653	HEPHZIBAH	GA		10/23/2019		0	0	0	0	0	0	0	0	658	658	0	0
000240314	ROME	NY		10/23/2019		0	0	(1)	0	0	0	(1)	0	161	161	0	0
000242320	BATESVILLE	MS		10/23/2019		0	0	0	0	0	0	0	0	605	605	0	0
000244035	UNION CITY	GA		10/23/2019		0	0	1	0	0	0	1	0	515	515	0	0
000243708	MEMPHIS	TN		10/23/2019		0	0	3	0	0	0	3	0	343	343	0	0
000239234	COLUMBIANA	OH		10/23/2019		0	0	(6)	0	0	0	(6)	0	810	810	0	0
000238183	DUNLAP	TN		10/23/2019		0	0	2	0	0	0	2	0	952	952	0	0
000242514	MAYFIELD HEIGHTS	OH		10/23/2019		0	0	11	0	0	0	11	0	1,026	1,026	0	0
000243652	EL PASO	TX		10/23/2019		0	0	1	0	0	0	1	0	618	618	0	0
000243790	SAN ANTONIO	TX		10/23/2019		0	0	0	0	0	0	0	0	525	525	0	0
000244368	BIRMINGHAM	AL		10/23/2019		0	0	2	0	0	0	2	0	388	388	0	0
000241655	MIDDLETOWN	OH		10/23/2019		0	0	(24)	0	0	0	(24)	0	1,184	1,184	0	0
000242985	HOPKINS	MI		10/23/2019		0	0	(6)	0	0	0	(6)	0	705	705	0	0
000243514	LAKE BUTLER	FL		10/23/2019		0	0	7	0	0	0	7	0	1,362	1,362	0	0
000237661	KENNER	LA		10/23/2019		0	0	(4)	0	0	0	(4)	0	1,036	1,036	0	0
000243176	KINGS MOUNTAIN	NC		10/23/2019		0	0	1	0	0	0	1	0	364	364	0	0
000243985	ROMEVILLE	IL		10/23/2019		0	0	0	0	0	0	0	0	601	601	0	0
000242847	OZARK	MO		10/23/2019		0	0	(3)	0	0	0	(3)	0	949	949	0	0
000237993	ODENVILLE	AL		10/23/2019		0	0	(2)	0	0	0	(2)	0	727	727	0	0
000242792	SHAFTER	CA		10/23/2019		0	0	2	0	0	0	2	0	1,305	1,305	0	0
000242987	CALHOUN	GA		10/23/2019		0	0	(3)	0	0	0	(3)	0	882	882	0	0
000243036	NEW CASTLE	IN		10/23/2019		0	0	4	0	0	0	4	0	630	630	0	0
000238377	COLUMBUS	MS		10/23/2019		0	0	(295)	0	0	0	(295)	0	6,560	6,560	0	0
000244034	CHICAGO	IL		10/23/2019		0	0	(10)	0	0	0	(10)	0	1,128	1,128	0	0
000238520	CLAYTON	NC		10/23/2019		0	0	0	0	0	0	0	0	1,064	1,064	0	0
000238182	ARLINGTON	TN		10/23/2019		0	0	1	0	0	0	1	0	472	472	0	0
000240313	BEDFORD	OH		10/23/2019		0	0	1	0	0	0	1	0	434	434	0	0
000244511	ERIE	PA		10/23/2019		0	0	1	0	0	0	1	0	383	383	0	0
000242848	MARLOW	OK		10/23/2019		0	0	(5)	0	0	0	(5)	0	664	664	0	0
000239712	BRASELTON	GA		10/23/2019		0	0	0	0	0	0	0	0	928	928	0	0
000240507	TRUMANN	AR		10/23/2019		0	0	10	0	0	0	10	0	1,569	1,569	0	0
000249074	EXETER	MO		10/23/2019		0	0	(3)	0	0	0	(3)	0	553	553	0	0
000239850	JASPER	IN		10/23/2019		0	0	1	0	0	0	1	0	668	668	0	0
000244705	CONVERSE	IN		10/23/2019		0	0	0	0	0	0	0	0	163	163	0	0
000243175	WINTER GARDEN	FL		10/23/2019		0	0	9	0	0	0	9	0	2,291	2,291	0	0
000242039	LITTLE ROCK	AR		10/23/2019		0	0	(877)	0	0	0	(877)	0	8,435	8,435	0	0
000238238	DIXON	IL		10/23/2019		0	0	3	0	0	0	3	0	882	882	0	0
000242642	RICHMOND	VA		10/23/2019		0	0	(5)	0	0	0	(5)	0	576	576	0	0
000241029	MIDDLEBURG	FL		10/23/2019		0	0	8	0	0	0	8	0	2,278	2,278	0	0
000240801	ROUND ROCK	TX		10/23/2019		0	0	1	0	0	0	1	0	622	622	0	0
000239812	CARENCRO	LA		10/23/2019		0	0	2	0	0	0	2	0	631	631	0	0

E02.36

STATEMENT AS OF JUNE 30, 2024 OF THE Reliance Standard Life Insurance Company

SCHEDULE B - PART 3

Showing All Mortgage Loans DISPOSED, Transferred or Repaid During the Current Quarter

1 Loan Number	2 Location		4 Loan Type	5 Date Acquired	6 Disposal Date	7 Book Value/ Recorded Investment Excluding Accrued Interest Prior Year	8 Change in Book Value/Recorded Investment					14 Book Value/ Recorded Investment Excluding Accrued Interest on Disposal	15 Consid- eration	16 Foreign Exchange Gain (Loss) on Disposal	17 Realized Gain (Loss) on Disposal	18 Total Gain (Loss) on Disposal	
	2 City	3 State					8 Unrealized Valuation Increase/ (Decrease)	9 Current Year's (Amortization) /Accretion	10 Current Year's Other- Than- Temporary Impairment Recognized	11 Capitalized Deferred Interest and Other	12 Total Change in Book Value (8+9-10+11)						13 Total Foreign Exchange Change in Book Value
000238952	CARTHAGE	MO.		10/23/2019		0	0	0	0	0	0	0	336	336	0	0	0
000239003	HUBBARD	OH.		10/23/2019		0	0	0	0	0	0	0	709	709	0	0	0
000241782	BRONX	NY.		10/23/2019		0	0	6	0	0	6	0	2,552	2,552	0	0	0
000240463	WALLACE	NC.		10/23/2019		0	0	(1)	0	0	(1)	0	942	942	0	0	0
000239141	VAN BUREN	AR.		10/23/2019		0	0	1	0	0	1	0	573	573	0	0	0
000238337	PARSONS	KS.		10/23/2019		0	0	(49)	0	0	(49)	0	581	581	0	0	0
000239280	URBANA	OH.		10/23/2019		0	0	4	0	0	4	0	552	552	0	0	0
000238813	OCALA	FL.		10/23/2019		0	0	(3)	0	0	(3)	0	1,036	1,036	0	0	0
000244219	KATY	TX.		10/23/2019		0	0	(16)	0	0	(16)	0	2,100	2,100	0	0	0
000244025	RALEIGH	NC.		10/23/2019		0	0	(4)	0	0	(4)	0	635	635	0	0	0
000241168	TALBOTT	TN.		10/23/2019		0	0	2	0	0	2	0	830	830	0	0	0
000237477	JACKSONVILLE	FL.		10/23/2019		0	0	(4)	0	0	(4)	0	542	542	0	0	0
000238280	HARRISON	ME.		10/23/2019		0	0	598	0	0	598	0	598	598	0	0	0
000240795	HOWELL	MI.		10/23/2019		0	0	2	0	0	2	0	1,038	1,038	0	0	0
000242167	BELTON	TX.		10/23/2019		0	0	25	0	0	25	0	2,487	2,487	0	0	0
000244162	POWDER SPRINGS	GA.		10/23/2019		0	0	(2)	0	0	(2)	0	1,001	1,001	0	0	0
000240800	PULASKI	NY.		10/23/2019		0	0	(1)	0	0	(1)	0	809	809	0	0	0
000239337	WINTERSVILLE	OH.		10/23/2019		0	0	1	0	0	1	0	773	773	0	0	0
000244500	HUDSON	NH.		10/23/2019		0	0	0	0	0	0	0	331	331	0	0	0
000241839	DALLAS	TX.		10/23/2019		0	0	3	0	0	3	0	847	847	0	0	0
000238669	OCONTO FALLS	WI.		10/23/2019		0	0	(1)	0	0	(1)	0	467	467	0	0	0
000242029	LOUISVILLE	KY.		10/23/2019		0	0	0	0	0	0	0	395	395	0	0	0
000240462	SOUTH LYON	MI.		10/23/2019		0	0	(11)	0	0	(11)	0	2,679	2,679	0	0	0
000239475	COPLAGUE	NY.		10/23/2019		0	0	2	0	0	2	0	957	957	0	0	0
000238003	HEBRON	KY.		10/23/2019		0	0	2	0	0	2	0	1,939	1,939	0	0	0
000239951	BEARDEN	AR.		10/23/2019		0	0	(304)	0	0	(304)	0	4,191	4,191	0	0	0
000244357	CHARLOTTE	NC.		10/23/2019		0	0	1	0	0	1	0	257	257	0	0	0
000239952	GERVAIS	OR.		10/23/2019		0	0	4	0	0	4	0	716	716	0	0	0
000244689	FLORISSANT	MO.		10/23/2019		0	0	2	0	0	2	0	333	333	0	0	0
000243973	MARIETTA	GA.		10/23/2019		0	0	1	0	0	1	0	775	775	0	0	0
000241978	LYNBROOK	NY.		10/23/2019		0	0	(5)	0	0	(5)	0	2,149	2,149	0	0	0
000241507	SAN ANTONIO	TX.		10/23/2019		0	0	1	0	0	1	0	628	628	0	0	0
000244024	BALTIMORE	MD.		10/23/2019		0	0	0	0	0	0	0	129	129	0	0	0
000242028	EUCLID	OH.		10/23/2019		0	0	0	0	0	0	0	626	626	0	0	0
000242310	CLINTON	NC.		10/23/2019		0	0	(26)	0	0	(26)	0	1,136	1,136	0	0	0
000241645	EVERGREEN PARK	IL.		10/23/2019		0	0	7	0	0	7	0	1,894	1,894	0	0	0
000238283	FAYETTEVILLE	NC.		10/23/2019		0	0	1	0	0	1	0	638	638	0	0	0
000240461	RACCOON	KY.		10/23/2019		0	0	1	0	0	1	0	1,373	1,373	0	0	0
000241784	LEVITTOWN	PA.		10/23/2019		0	0	1	0	0	1	0	931	931	0	0	0
000242644	PHARR	TX.		10/23/2019		0	0	(11)	0	0	(11)	0	1,335	1,335	0	0	0
000239001	RIVERSIDE	OH.		10/23/2019		0	0	(40)	0	0	(40)	0	2,151	2,151	0	0	0
000243310	HYRUM	UT.		10/23/2019		0	0	(3)	0	0	(3)	0	736	736	0	0	0
000237761	ERIE	PA.		10/23/2019		0	0	(4)	0	0	(4)	0	492	492	0	0	0
000237622	EAST LANSDOWNE	PA.		10/23/2019		0	0	2	0	0	2	0	1,041	1,041	0	0	0
000238339	BUCKEYE	AZ.		10/23/2019		0	0	1	0	0	1	0	1,434	1,434	0	0	0
000241508	FLORESVILLE	TX.		10/23/2019		0	0	(6)	0	0	(6)	0	1,060	1,060	0	0	0
000243838	LANCASTER	TX.		10/23/2019		0	0	2	0	0	2	0	719	719	0	0	0
000240179	NORTHAMPTON	PA.		10/23/2019		0	0	(1)	0	0	(1)	0	653	653	0	0	0
000243167	ASHLAND	AL.		10/23/2019		0	0	3	0	0	3	0	942	942	0	0	0
000240517	SALTILLO	MS.		10/23/2019		0	0	2	0	0	2	0	1,285	1,285	0	0	0
000238477	LA VICTORIA	TX.		10/23/2019		0	0	2	0	0	2	0	489	489	0	0	0

E02.37

STATEMENT AS OF JUNE 30, 2024 OF THE Reliance Standard Life Insurance Company

SCHEDULE B - PART 3

Showing All Mortgage Loans DISPOSED, Transferred or Repaid During the Current Quarter

1 Loan Number	2 Location		4 Loan Type	5 Date Acquired	6 Disposal Date	7 Book Value/ Recorded Investment Excluding Accrued Interest Prior Year	8 Change in Book Value/Recorded Investment						14 Book Value/ Recorded Investment Excluding Accrued Interest on Disposal	15 Consid- eration	16 Foreign Exchange Gain (Loss) on Disposal	17 Realized Gain (Loss) on Disposal	18 Total Gain (Loss) on Disposal
	2 City	3 State					8 Unrealized Valuation Increase/ (Decrease)	9 Current Year's (Amortization) /Accretion	10 Current Year's Other- Than- Temporary Impairment Recognized	11 Capitalized Deferred Interest and Other	12 Total Change in Book Value (8+9-10+11)	13 Total Foreign Exchange Change in Book Value					
000239334	MCKENZIE	TN		10/23/2019		0	0	(2)	0	0	0	(2)	0	311	311	0	0
000237479	BIRMINGHAM	AL		10/23/2019		0	0	0	0	0	0	1	0	547	547	0	0
000241979	JEFFERSONVILLE	IN		10/23/2019		0	0	3	0	0	0	3	0	766	766	0	0
000240655	SEARCY	AR		10/23/2019		0	0	0	0	0	0	0	0	663	663	0	0
000242782	LEXINGTON	SC		10/23/2019		0	0	2	0	0	0	2	0	1,368	1,368	0	0
000237817	VERONA	KY		10/23/2019		0	0	0	0	0	0	0	0	410	410	0	0
000244497	GIBSONTON	FL		10/23/2019		0	0	2	0	0	0	2	0	1,072	1,072	0	0
000244502	BRIDGETON	MO		10/23/2019		0	0	0	0	0	0	0	0	686	686	0	0
000238282	MILLINGTON	MI		10/23/2019		0	0	1	0	0	0	1	0	509	509	0	0
000238951	HARRISBURG	AR		10/23/2019		0	0	1	0	0	0	1	0	470	470	0	0
000239811	LANSING	MI		10/23/2019		0	0	1	0	0	0	1	0	840	840	0	0
000242978	ODENVILLE	AL		10/23/2019		0	0	2	0	0	0	2	0	727	727	0	0
000244359	SENECA	SC		10/23/2019		0	0	(11)	0	0	0	(11)	0	1,556	1,556	0	0
000249066	WHITE CITY	OR		10/23/2019		0	0	3	0	0	0	3	0	1,073	1,073	0	0
000239140	THOMSON	GA		10/23/2019		0	0	2	0	0	0	2	0	543	543	0	0
000240849	CORPUS CHRISTI	TX		10/23/2019		0	0	(1)	0	0	0	(1)	0	475	475	0	0
000241452	PETAL	MS		10/23/2019		0	0	3	0	0	0	3	0	538	538	0	0
000243166	HOUMA	LA		10/23/2019		0	0	4	0	0	0	4	0	992	992	0	0
000241509	PEARSALL	TX		10/23/2019		0	0	1	0	0	0	1	0	216	216	0	0
000237621	CHICAGO	IL		10/23/2019		0	0	(2)	0	0	0	(2)	0	169	169	0	0
000238476	PORT WENTWORTH	GA		10/23/2019		0	0	3	0	0	0	3	0	1,019	1,019	0	0
000240178	WAUPACA	WI		10/23/2019		0	0	4	0	0	0	4	0	897	897	0	0
000243499	DE WITT	IA		10/23/2019		0	0	(6)	0	0	0	(6)	0	802	802	0	0
000244026	BEL AIR	MD		10/23/2019		0	0	4	0	0	0	4	0	1,831	1,831	0	0
000241647	FISHERS	IN		10/23/2019		0	0	(3)	0	0	0	(3)	0	876	876	0	0
000242645	HAVELOCK	NC		10/23/2019		0	0	2	0	0	0	2	0	1,317	1,317	0	0
000243028	TONGANOXIE	KS		10/23/2019		0	0	6	0	0	0	6	0	628	628	0	0
000243837	SAVANNAH	GA		10/23/2019		0	0	(2)	0	0	0	(2)	0	75	75	0	0
000242508	BERKELEY	IL		10/23/2019		0	0	4	0	0	0	4	0	876	876	0	0
000243312	WILMINGTON	NC		10/23/2019		0	0	3	0	0	0	3	0	1,828	1,828	0	0
000243783	MONROE	LA		10/23/2019		0	0	3	0	0	0	3	0	616	616	0	0
000237473	SAVANNAH	GA		10/23/2019		0	0	(2)	0	0	0	(2)	0	404	404	0	0
000237811	MEDFORD	MN		10/23/2019		0	0	(9)	0	0	0	(9)	0	964	964	0	0
000238000	DELAND	FL		10/23/2019		0	0	(6)	0	0	0	(6)	0	441	441	0	0
000243169	LURKIN	TX		10/23/2019		0	0	(1)	0	0	0	(1)	0	596	596	0	0
000249160	WESTVILLE	NJ		10/23/2019		0	0	0	0	0	0	0	0	391	391	0	0
000239526	BRUCE	MS		10/23/2019		0	0	2	0	0	0	2	0	699	699	0	0
000240039	WAYNEBURG	PA		10/23/2019		0	0	8	0	0	0	8	0	1,067	1,067	0	0
000243978	WILMINGTON	DE		10/23/2019		0	0	(2)	0	0	0	(2)	0	396	396	0	0
000237668	INDIANAPOLIS	IN		10/23/2019		0	0	1	0	0	0	1	0	362	362	0	0
000240848	ALLEN	TX		10/23/2019		0	0	3	0	0	0	3	0	1,184	1,184	0	0
000240653	HARVEST	AL		10/23/2019		0	0	(1)	0	0	0	(1)	0	723	723	0	0
000239527	MOODY	AL		10/23/2019		0	0	(15)	0	0	0	(15)	0	2,705	2,705	0	0
000244643	MERRILLVILLE	IN		10/23/2019		0	0	5	0	0	0	5	0	790	790	0	0
000239998	LINDEN	MI		10/23/2019		0	0	3	0	0	0	3	0	668	668	0	0
000242451	ATLANTA	GA		10/23/2019		0	0	1	0	0	0	1	0	627	627	0	0
000239189	GREENVILLE	SC		10/23/2019		0	0	(1,910)	0	0	0	(1,910)	0	11,251	11,251	0	0
000237529	PHILADELPHIA	PA		10/23/2019		0	0	(15)	0	0	0	(15)	0	1,000	1,000	0	0
000241648	WICHITA	KS		10/23/2019		0	0	6	0	0	0	6	0	1,112	1,112	0	0
000240791	LYMAN	SC		10/23/2019		0	0	3	0	0	0	3	0	508	508	0	0
000244167	ELKHART	IN		10/23/2019		0	0	1	0	0	0	1	0	578	578	0	0

E02.38

STATEMENT AS OF JUNE 30, 2024 OF THE Reliance Standard Life Insurance Company

SCHEDULE B - PART 3

Showing All Mortgage Loans DISPOSED, Transferred or Repaid During the Current Quarter

1 Loan Number	2 Location		4 Loan Type	5 Date Acquired	6 Disposal Date	7 Book Value/ Recorded Investment Excluding Accrued Interest Prior Year	8 Change in Book Value/Recorded Investment						14 Book Value/ Recorded Investment Excluding Accrued Interest on Disposal	15 Consid- eration	16 Foreign Exchange Gain (Loss) on Disposal	17 Realized Gain (Loss) on Disposal	18 Total Gain (Loss) on Disposal
	2 City	3 State					8 Unrealized Valuation Increase/ (Decrease)	9 Current Year's (Amortization) /Accretion	10 Current Year's Other- Than- Temporary Impairment Recognized	11 Capitalized Deferred Interest and Other	12 Total Change in Book Value (8+9-10+11)	13 Total Foreign Exchange Change in Book Value					
000242646	HUMBLE	TX		10/23/2019		0	0	(38)	0	0	0	(38)	0	932	932	0	0
000244505	JAMAICA	NY		10/23/2019		0	0	(7)	0	0	0	(7)	0	2,220	2,220	0	0
000244029	HEPHZIBAH	GA		10/23/2019		0	0	(22)	0	0	0	(22)	0	1,421	1,421	0	0
000239332	STARK CITY	MO		10/23/2019		0	0	4	0	0	0	4	0	1,048	1,048	0	0
000243451	INDIANLAND	SC		10/23/2019		0	0	2	0	0	0	2	0	1,321	1,321	0	0
000240320	BROCKTON	MA		10/23/2019		0	0	(1)	0	0	0	(1)	0	129	129	0	0
000238665	CARBONDALE	CO		10/23/2019		0	0	4	0	0	0	4	0	1,442	1,442	0	0
000241121	TUSCALOOSA	AL		10/23/2019		0	0	4	0	0	0	4	0	973	973	0	0
000237472	SYRACUSE	NY		10/23/2019		0	0	(2)	0	0	0	(2)	0	633	633	0	0
000242453	LEBANON	OR		10/23/2019		0	0	(2)	0	0	0	(2)	0	1,194	1,194	0	0
000243168	WINCHESTER	IN		10/23/2019		0	0	1	0	0	0	1	0	1,106	1,106	0	0
000241787	HASBROUCK HEIGHTS	NJ		10/23/2019		0	0	38	0	0	0	38	0	2,909	2,909	0	0
000237334	AURORA	CO		10/23/2019		0	0	(4)	0	0	0	(4)	0	2,231	2,231	0	0
000243839	EVERETT	WA		10/23/2019		0	0	(8)	0	0	0	(8)	0	247	247	0	0
000239528	DOS PALOS	CA		10/23/2019		0	0	2	0	0	0	2	0	781	781	0	0
000241593	BROADVIEW	IL		10/23/2019		0	0	6	0	0	0	6	0	1,466	1,466	0	0
000237999	CLEVER	MO		10/23/2019		0	0	3	0	0	0	3	0	558	558	0	0
000238859	PORT CLINTON	OH		10/23/2019		0	0	(2)	0	0	0	(2)	0	926	926	0	0
000240176	BRONX	NY		10/23/2019		0	0	4	0	0	0	4	0	3,087	3,087	0	0
000241931	MC LEANSVILLE	NC		10/23/2019		0	0	12	0	0	0	12	0	1,258	1,258	0	0
000239999	LONDON	KY		10/23/2019		0	0	1	0	0	0	1	0	374	374	0	0
000240790	MYERTOWN	PA		10/23/2019		0	0	8	0	0	0	8	0	1,254	1,254	0	0
000238188	COLUMBIA	KY		10/23/2019		0	0	1	0	0	0	1	0	819	819	0	0
000238526	CHESTER	SC		10/23/2019		0	0	1	0	0	0	1	0	269	269	0	0
000239666	BYRAM	MS		10/23/2019		0	0	1	0	0	0	1	0	771	771	0	0
000244166	CLEVELAND	TN		10/23/2019		0	0	1	0	0	0	1	0	469	469	0	0
000242314	COLUMBUS	GA		10/23/2019		0	0	0	0	0	0	0	0	776	776	0	0
000244504	SOUTH RIVER	NJ		10/23/2019		0	0	(7)	0	0	0	(7)	0	1,113	1,113	0	0
000239719	THEODORE	AL		10/23/2019		0	0	(2)	0	0	0	(2)	0	798	798	0	0
000240708	OCEAN PARK	WA		10/23/2019		0	0	0	0	0	0	0	0	1,211	1,211	0	0
000238668	VAN BUREN	AR		10/23/2019		0	0	(1)	0	0	0	(1)	0	1,071	1,071	0	0
000244451	GRANBY	MA		10/23/2019		0	0	(4)	0	0	0	(4)	0	1,014	1,014	0	0
000238002	SALISBURY	NC		10/23/2019		0	0	(4)	0	0	0	(4)	0	452	452	0	0
000240513	DUENWEG	MO		10/23/2019		0	0	3	0	0	0	3	0	711	711	0	0
000240846	CEDAR HILL	TX		10/23/2019		0	0	5	0	0	0	5	0	813	813	0	0
000241455	JACKSONVILLE	FL		10/23/2019		0	0	2	0	0	0	2	0	749	749	0	0
000242454	HOPE MILLS	NC		10/23/2019		0	0	8	0	0	0	8	0	1,090	1,090	0	0
000244313	GREENVILLE	NC		10/23/2019		0	0	1	0	0	0	1	0	879	879	0	0
000242121	LOMBARD	IL		10/23/2019		0	0	(10)	0	0	0	(10)	0	1,727	1,727	0	0
000239663	SILVERTON	OR		10/23/2019		0	0	3	0	0	0	3	0	903	903	0	0
000238473	IMMOKALEE	FL		10/23/2019		0	0	3	0	0	0	3	0	1,173	1,173	0	0
000241932	EAST CHINA	MI		10/23/2019		0	0	(13)	0	0	0	(13)	0	1,294	1,294	0	0
000243591	CROWLEY	TX		10/23/2019		0	0	2	0	0	0	2	0	573	573	0	0
000241123	ALVIN	TX		10/23/2019		0	0	7	0	0	0	7	0	1,231	1,231	0	0
000243786	PONCHATOULA	LA		10/23/2019		0	0	1	0	0	0	1	0	915	915	0	0
000243453	BASILE	LA		10/23/2019		0	0	0	0	0	0	0	0	671	671	0	0
000238529	GOWRIE	IA		10/23/2019		0	0	(4)	0	0	0	(4)	0	923	923	0	0
000242648	HOUSTON	TX		10/23/2019		0	0	(7)	0	0	0	(7)	0	167	167	0	0
000238998	PLEASANT HILL	MO		10/23/2019		0	0	3	0	0	0	3	0	737	737	0	0
000239049	CANAL WINCHESTER	OH		10/23/2019		0	0	(2)	0	0	0	(2)	0	769	769	0	0
000237474	MADISON	AL		10/23/2019		0	0	(7)	0	0	0	(7)	0	2,462	2,462	0	0

STATEMENT AS OF JUNE 30, 2024 OF THE Reliance Standard Life Insurance Company

SCHEDULE B - PART 3

Showing All Mortgage Loans DISPOSED, Transferred or Repaid During the Current Quarter

1 Loan Number	2 Location		4 Loan Type	5 Date Acquired	6 Disposal Date	7 Book Value/ Recorded Investment Excluding Accrued Interest Prior Year	8 Change in Book Value/Recorded Investment					14 Book Value/ Recorded Investment Excluding Accrued Interest on Disposal	15 Consid- eration	16 Foreign Exchange Gain (Loss) on Disposal	17 Realized Gain (Loss) on Disposal	18 Total Gain (Loss) on Disposal	
	2 City	3 State					8 Unrealized Valuation Increase/ (Decrease)	9 Current Year's (Amortization) /Accretion	10 Current Year's Other- Than- Temporary Impairment Recognized	11 Capitalized Deferred Interest and Other	12 Total Change in Book Value (8+9-10+11)						13 Total Foreign Exchange Change in Book Value
000238667	VICKSBURG	MS		10/23/2019		0	0	(19)	0	0	0	(19)	0	1,598	1,598	0	0
000242260	SAINT MARTINVILLE	LA		10/23/2019		0	0	0	0	0	0	0	0	730	730	0	0
000242788	HORIZON CITY	TX		10/23/2019		0	0	(8)	0	0	0	(8)	0	869	869	0	0
000241456	WINSTON SALEM	NC		10/23/2019		0	0	2	0	0	0	2	0	850	850	0	0
000241789	WINDERMERE	FL		10/23/2019		0	0	35	0	0	0	35	0	5,074	5,074	0	0
000239187	VAN BUREN	AR		10/23/2019		0	0	(1)	0	0	0	(1)	0	419	419	0	0
000243979	CEDAR HILL	TX		10/23/2019		0	0	(4)	0	0	0	(4)	0	491	491	0	0
000240983	WINDSOR MILL	MD		10/23/2019		0	0	1	0	0	0	1	0	871	871	0	0
000242122	WILMINGTON	NC		10/23/2019		0	0	4	0	0	0	4	0	873	873	0	0
000244312	DURAND	IL		10/23/2019		0	0	1	0	0	0	1	0	656	656	0	0
000242931	ARLINGTON	WA		10/23/2019		0	0	(4)	0	0	0	(4)	0	2,233	2,233	0	0
000237669	LITTLE ELM	TX		10/23/2019		0	0	0	0	0	0	0	0	191	191	0	0
000239525	COMETA	OK		10/23/2019		0	0	(1)	0	0	0	(1)	0	518	518	0	0
000242316	HANOVER	VA		10/23/2019		0	0	4	0	0	0	4	0	844	844	0	0
000241933	BAY CITY	MI		10/23/2019		0	0	(13)	0	0	0	(13)	0	694	694	0	0
000239188	TRENTON	TX		10/23/2019		0	0	(8)	0	0	0	(8)	0	1,081	1,081	0	0
000244168	LAKE TAPPS	WA		10/23/2019		0	0	0	0	0	0	0	0	1,753	1,753	0	0
000238528	ARCADIA	FL		10/23/2019		0	0	2	0	0	0	2	0	589	589	0	0
000243785	LA PLACE	LA		10/23/2019		0	0	1	0	0	0	1	0	66	66	0	0
000242649	EL PASO	TX		10/23/2019		0	0	0	0	0	0	0	0	241	241	0	0
000241595	GREENSBORO	NC		10/23/2019		0	0	6	0	0	0	6	0	1,546	1,546	0	0
000241600	FAIRHOPE	AL		10/23/2019		0	0	4	0	0	0	4	0	641	641	0	0
000242123	SHERWOOD	AR		10/23/2019		0	0	2	0	0	0	2	0	519	519	0	0
000240035	FRANKFORT	OH		10/23/2019		0	0	3	0	0	0	3	0	392	392	0	0
000239764	PIEDMONT	SD		10/23/2019		0	0	1	0	0	0	1	0	653	653	0	0
000249164	MIDDLETOWN	DE		10/23/2019		0	0	2	0	0	0	2	0	1,031	1,031	0	0
000242789	WARE SHOALS	SC		10/23/2019		0	0	(33)	0	0	0	(33)	0	1,844	1,844	0	0
000238627	LOS FRESNOS	TX		10/23/2019		0	0	1	0	0	0	1	0	436	436	0	0
000243593	ST CLOUD	FL		10/23/2019		0	0	3	0	0	0	3	0	968	968	0	0
000242932	WARRENTON	GA		10/23/2019		0	0	(1)	0	0	0	(1)	0	615	615	0	0
000240511	DYERSBURG	TN		10/23/2019		0	0	3	0	0	0	3	0	658	658	0	0
000239431	PHOENIX	AZ		10/23/2019		0	0	4	0	0	0	4	0	1,028	1,028	0	0
000240982	SAINT PAUL	MN		10/23/2019		0	0	(3)	0	0	0	(3)	0	1,477	1,477	0	0
000243260	BRIGHTON	TN		10/23/2019		0	0	2	0	0	0	2	0	657	657	0	0
000242456	CHARLOTTE	NC		10/23/2019		0	0	5	0	0	0	5	0	802	802	0	0
000239570	LAKELAND	FL		10/23/2019		0	0	3	0	0	0	3	0	1,004	1,004	0	0
000241934	GRAHAM	NC		10/23/2019		0	0	1	0	0	0	1	0	468	468	0	0
000241458	RAEFORD	NC		10/23/2019		0	0	(53)	0	0	0	(53)	0	2,581	2,581	0	0
000237910	HERRIN	IL		10/23/2019		0	0	(1)	0	0	0	(1)	0	620	620	0	0
000244509	RIVERSIDE	NJ		10/23/2019		0	0	(4)	0	0	0	(4)	0	1,009	1,009	0	0
000240705	POCONO SUMMIT	PA		10/23/2019		0	0	(7)	0	0	0	(7)	0	500	500	0	0
000237767	SAHUARITA	AZ		10/23/2019		0	0	5	0	0	0	5	0	1,610	1,610	0	0
000238910	ORLANDO	FL		10/23/2019		0	0	1	0	0	0	1	0	362	362	0	0
000242124	OCEANPORT	NJ		10/23/2019		0	0	13	0	0	0	13	0	2,869	2,869	0	0
000241740	CLARKSVILLE	IN		10/23/2019		0	0	(10)	0	0	0	(10)	0	1,472	1,472	0	0
000240843	OSSINING	NY		10/23/2019		0	0	2	0	0	0	2	0	1,476	1,476	0	0
000249163	PERTH AMBOY	NJ		10/23/2019		0	0	(4)	0	0	0	(4)	0	1,970	1,970	0	0
000242595	HOUSTON	TX		10/23/2019		0	0	3	0	0	0	3	0	614	614	0	0
000242933	STANTON	MI		10/23/2019		0	0	(1)	0	0	0	(1)	0	406	406	0	0
000239765	LAPLACE	LA		10/23/2019		0	0	7	0	0	0	7	0	643	643	0	0
000238764	OAK RIDGE	LA		10/23/2019		0	0	(4)	0	0	0	(4)	0	2,114	2,114	0	0

E02.40

STATEMENT AS OF JUNE 30, 2024 OF THE Reliance Standard Life Insurance Company

SCHEDULE B - PART 3

Showing All Mortgage Loans DISPOSED, Transferred or Repaid During the Current Quarter

1 Loan Number	2 Location		4 Loan Type	5 Date Acquired	6 Disposal Date	7 Book Value/ Recorded Investment Excluding Accrued Interest Prior Year	8 Change in Book Value/Recorded Investment						14 Book Value/ Recorded Investment Excluding Accrued Interest on Disposal	15 Consid- eration	16 Foreign Exchange Gain (Loss) on Disposal	17 Realized Gain (Loss) on Disposal	18 Total Gain (Loss) on Disposal
	2 City	3 State					8 Unrealized Valuation Increase/ (Decrease)	9 Current Year's (Amortization) /Accretion	10 Current Year's Other- Than- Temporary Impairment Recognized	11 Capitalized Deferred Interest and Other	12 Total Change in Book Value (8+9-10+11)	13 Total Foreign Exchange Change in Book Value					
000242318	RIGHTON	MS		10/23/2019		0	0	(1)	0	0	0	(1)	0	984	984	0	0
000243592	WAKE FOREST	NC		10/23/2019		0	0	(1)	0	0	0	(1)	0	695	695	0	0
000239100	DOVER	NJ		10/23/2019		0	0	2	0	0	0	2	0	988	988	0	0
000237571	PUTNAM VALLEY	NY		10/23/2019		0	0	(4)	0	0	0	(4)	0	2,091	2,091	0	0
000244590	SMITHFIELD	RI		10/23/2019		0	0	(8)	0	0	0	(8)	0	1,406	1,406	0	0
000240704	CALEDONIA	MS		10/23/2019		0	0	4	0	0	0	4	0	1,026	1,026	0	0
000238911	FRUITA	CO		10/23/2019		0	0	(2)	0	0	0	(2)	0	1,094	1,094	0	0
000249162	ALTAMONTE SPRINGS	FL		10/23/2019		0	0	4	0	0	0	4	0	922	922	0	0
000242458	JOPLIN	MO		10/23/2019		0	0	(4,175)	0	0	0	(4,175)	0	33,774	33,774	0	0
000238573	CORRYTON	TN		10/23/2019		0	0	(6)	0	0	0	(6)	0	780	780	0	0
000241741	CHICAGO	IL		10/23/2019		0	0	1	0	0	0	1	0	709	709	0	0
000238240	MONTEVALLO	AL		10/23/2019		0	0	0	0	0	0	0	0	407	407	0	0
000243933	UPPER MARLBORO	MD		10/23/2019		0	0	(29)	0	0	0	(29)	0	3,027	3,027	0	0
000242934	WILLMAR	MIN		10/23/2019		0	0	0	0	0	0	0	0	275	275	0	0
000243600	BRADY	TX		10/23/2019		0	0	(1)	0	0	0	(1)	0	494	494	0	0
000239619	LUCEDALE	MS		10/23/2019		0	0	4	0	0	0	4	0	1,021	1,021	0	0
000243457	PITTSBORO	NC		10/23/2019		0	0	(4)	0	0	0	(4)	0	290	290	0	0
000237574	KATY	TX		10/23/2019		0	0	(1)	0	0	0	(1)	0	920	920	0	0
000239148	DADEVILLE	AL		10/23/2019		0	0	(6)	0	0	0	(6)	0	503	503	0	0
000242319	MOULTRIE	GA		10/23/2019		0	0	(1)	0	0	0	(1)	0	316	316	0	0
000238959	BLAIRSVILLE	PA		10/23/2019		0	0	(3)	0	0	0	(3)	0	569	569	0	0
000238434	CHASE CITY	VA		10/23/2019		0	0	(17)	0	0	0	(17)	0	898	898	0	0
000241603	UNION	NJ		10/23/2019		0	0	7	0	0	0	7	0	1,691	1,691	0	0
000242601	GREENSBORO	NC		10/23/2019		0	0	0	0	0	0	0	0	1,596	1,596	0	0
000242596	PEARLAND	TX		10/23/2019		0	0	(146)	0	0	0	(146)	0	3,606	3,606	0	0
000241598	BELTON	TX		10/23/2019		0	0	1	0	0	0	1	0	396	396	0	0
000237769	HOUSTON	TX		10/23/2019		0	0	1	0	0	0	1	0	499	499	0	0
000241742	CLINTON TOWNSHIP	MI		10/23/2019		0	0	3	0	0	0	3	0	560	560	0	0
000241071	NORTH VERNON	IN		10/23/2019		0	0	2	0	0	0	2	0	525	525	0	0
000249161	ANTIOCH	TN		10/23/2019		0	0	1	0	0	0	1	0	511	511	0	0
000240841	QUEENS	NY		10/23/2019		0	0	7	0	0	0	7	0	1,680	1,680	0	0
000239763	NATCHITOCHE	LA		10/23/2019		0	0	0	0	0	0	0	0	450	450	0	0
000241880	DYER	IN		10/23/2019		0	0	1	0	0	0	1	0	1,377	1,377	0	0
000240559	DEBARY	FL		10/23/2019		0	0	4	0	0	0	4	0	707	707	0	0
000240702	LOUISVILLE	MS		10/23/2019		0	0	1	0	0	0	1	0	269	269	0	0
000238433	NEWBURG	MD		10/23/2019		0	0	4	0	0	0	4	0	1,019	1,019	0	0
000241937	BROOKLYN	NY		10/23/2019		0	0	2	0	0	0	2	0	3,676	3,676	0	0
000237435	FRANKLIN TOWNSHIP	NJ		10/23/2019		0	0	(3)	0	0	0	(3)	0	277	277	0	0
000239149	BOAZ	AL		10/23/2019		0	0	2	0	0	0	2	0	1,028	1,028	0	0
000237768	LAFAYETTE	LA		10/23/2019		0	0	(4)	0	0	0	(4)	0	351	351	0	0
000242264	HUNTSVILLE	AR		10/23/2019		0	0	(3)	0	0	0	(3)	0	924	924	0	0
000238571	WESTLAKE	LA		10/23/2019		0	0	(9)	0	0	0	(9)	0	1,020	1,020	0	0
000243597	CLEWISTON	FL		10/23/2019		0	0	(4)	0	0	0	(4)	0	909	909	0	0
000237430	LITTLE ROCK	AR		10/23/2019		0	0	(12)	0	0	0	(12)	0	641	641	0	0
000242127	SAINT LOUIS	MO		10/23/2019		0	0	0	0	0	0	0	0	31	31	0	0
000238623	MAGEE	MS		10/23/2019		0	0	1	0	0	0	1	0	559	559	0	0
000241605	MIAMI	FL		10/23/2019		0	0	11	0	0	0	11	0	3,126	3,126	0	0
000240558	CHEHALIS	WA		10/23/2019		0	0	5	0	0	0	5	0	1,106	1,106	0	0
000238761	PERRY	OH		10/23/2019		0	0	(7)	0	0	0	(7)	0	1,230	1,230	0	0
000243459	NORTH BEND	WA		10/23/2019		0	0	17	0	0	0	17	0	3,364	3,364	0	0
000239816	CARLISLE	KY		10/23/2019		0	0	2	0	0	0	2	0	628	628	0	0

E02.41

STATEMENT AS OF JUNE 30, 2024 OF THE Reliance Standard Life Insurance Company

SCHEDULE B - PART 3

Showing All Mortgage Loans DISPOSED, Transferred or Repaid During the Current Quarter

1 Loan Number	2 Location		4 Loan Type	5 Date Acquired	6 Disposal Date	7 Book Value/ Recorded Investment Excluding Accrued Interest Prior Year	8 Change in Book Value/Recorded Investment					14 Book Value/ Recorded Investment Excluding Accrued Interest on Disposal	15 Consid- eration	16 Foreign Exchange Gain (Loss) on Disposal	17 Realized Gain (Loss) on Disposal	18 Total Gain (Loss) on Disposal
	2 City	3 State					8 Unrealized Valuation Increase/ (Decrease)	9 Current Year's (Amortization) /Accretion	10 Current Year's Other- Than- Temporary Impairment Recognized	11 Capitalized Deferred Interest and Other	12 Total Change in Book Value (8+9-10+11)					
000237625	BRIDGEPORT	CT		10/23/2019		0	0	(3)	0	0	(3)	0	1,133	1,133	0	0
000237957	CHALMETTE	LA		10/23/2019		0	0	2	0	0	2	0	955	955	0	0
000238090	SHELBY	NC		10/23/2019		0	0	1	0	0	1	0	839	839	0	0
000239479	CHICAGO	IL		10/23/2019		0	0	6	0	0	6	0	1,980	1,980	0	0
000238008	HUMBOLDT	TN		10/23/2019		0	0	0	0	0	0	0	673	673	0	0
000244600	THOMASTON	GA		10/23/2019		0	0	(5)	0	0	(5)	0	919	919	0	0
000239146	JUNCTION CITY	KS		10/23/2019		0	0	(2)	0	0	(2)	0	507	507	0	0
000238957	BOONVILLE	IN		10/23/2019		0	0	0	0	0	0	0	430	430	0	0
000242265	JACKSONVILLE	FL		10/23/2019		0	0	(554)	0	0	(554)	0	12,819	12,819	0	0
000240363	ROANOKE	VA		10/23/2019		0	0	3	0	0	3	0	774	774	0	0
000239284	QUINCY	IL		10/23/2019		0	0	28	0	0	28	0	3,870	3,870	0	0
000238146	MARANA	AZ		10/23/2019		0	0	3	0	0	3	0	950	950	0	0
000240419	DOVER	DE		10/23/2019		0	0	0	0	0	0	0	630	630	0	0
000239090	KENNETT TOWNSHIP	PA		10/23/2019		0	0	(5)	0	0	(5)	0	202	202	0	0
000238622	MILLSBORO	DE		10/23/2019		0	0	(1)	0	0	(1)	0	814	814	0	0
000241606	CHICAGO	IL		10/23/2019		0	0	1	0	0	1	0	249	249	0	0
000244123	PARMA	OH		10/23/2019		0	0	0	0	0	0	0	886	886	0	0
000241939	UPPER MARLBORO	MD		10/23/2019		0	0	(8)	0	0	(8)	0	655	655	0	0
000238284	SAVANNAH	MO		10/23/2019		0	0	2	0	0	2	0	532	532	0	0
000241073	HARTSVILLE	SC		10/23/2019		0	0	2	0	0	2	0	944	944	0	0
000237762	SYLVANIA	GA		10/23/2019		0	0	(14)	0	0	(14)	0	1,222	1,222	0	0
000240557	NEWARK	AR		10/23/2019		0	0	2	0	0	2	0	702	702	0	0
000239008	GAINESVILLE	GA		10/23/2019		0	0	3	0	0	3	0	1,202	1,202	0	0
000238760	TIFTON	GA		10/23/2019		0	0	(1)	0	0	(1)	0	603	603	0	0
000243596	WEST UNION	SC		10/23/2019		0	0	0	0	0	0	0	301	301	0	0
000243934	STOCKBRIDGE	GA		10/23/2019		0	0	2	0	0	2	0	643	643	0	0
000240700	IMPERIAL	CA		10/23/2019		0	0	(13)	0	0	(13)	0	1,104	1,104	0	0
000241550	CHARLOTTE	NC		10/23/2019		0	0	3	0	0	3	0	611	611	0	0
000239818	CISCO	IL		10/23/2019		0	0	0	0	0	0	0	343	343	0	0
000242266	HOUSTON	TX		10/23/2019		0	0	(3)	0	0	(3)	0	1,387	1,387	0	0
000243458	MYERTOWN	PA		10/23/2019		0	0	0	0	0	0	0	661	661	0	0
000242742	ELDORA	IA		10/23/2019		0	0	2	0	0	2	0	448	448	0	0
000244594	SAN JACINTO	CA		10/23/2019		0	0	5	0	0	5	0	1,054	1,054	0	0
000238007	BEDFORD	IN		10/23/2019		0	0	(2)	0	0	(2)	0	493	493	0	0
000241074	SOMERTON	AZ		10/23/2019		0	0	1	0	0	1	0	760	760	0	0
000238478	PENNOCK	MN		10/23/2019		0	0	1	0	0	1	0	184	184	0	0
000239623	BRUNSDIDGE	AL		10/23/2019		0	0	(4)	0	0	(4)	0	558	558	0	0
000238958	JEFFERSON	GA		10/23/2019		0	0	2	0	0	2	0	850	850	0	0
000243740	HUTTO	TX		10/23/2019		0	0	10	0	0	10	0	1,261	1,261	0	0
000243599	BRAWLEY	CA		10/23/2019		0	0	1	0	0	1	0	880	880	0	0
000241607	JOHNSTON	RI		10/23/2019		0	0	5	0	0	5	0	1,095	1,095	0	0
000237765	SAINT CLOUD	MN		10/23/2019		0	0	0	0	0	0	0	1,209	1,209	0	0
000241412	ORLANDO	FL		10/23/2019		0	0	3	0	0	3	0	77	77	0	0
000238287	YUCCA VALLEY	CA		10/23/2019		0	0	2	0	0	2	0	875	875	0	0
000238625	SENECA	PA		10/23/2019		0	0	(209)	0	0	(209)	0	4,488	4,488	0	0
000242411	MONTGOMERY	AL		10/23/2019		0	0	1	0	0	1	0	266	266	0	0
000243128	PLEASANT HILL	MO		10/23/2019		0	0	(2)	0	0	(2)	0	878	878	0	0
000241745	MARGATE	FL		10/23/2019		0	0	(12)	0	0	(12)	0	1,829	1,829	0	0
000237627	RICHMOND	VA		10/23/2019		0	0	0	0	0	0	0	1,055	1,055	0	0
000240223	BRONX	NY		10/23/2019		0	0	1	0	0	1	0	1,685	1,685	0	0
000244603	CERES	CA		10/23/2019		0	0	1	0	0	1	0	421	421	0	0

E02.42

STATEMENT AS OF JUNE 30, 2024 OF THE Reliance Standard Life Insurance Company

SCHEDULE B - PART 3

Showing All Mortgage Loans DISPOSED, Transferred or Repaid During the Current Quarter

1 Loan Number	2 Location		4 Loan Type	5 Date Acquired	6 Disposal Date	7 Book Value/ Recorded Investment Excluding Accrued Interest Prior Year	8 Change in Book Value/Recorded Investment					14 Book Value/ Recorded Investment Excluding Accrued Interest on Disposal	15 Consid- eration	16 Foreign Exchange Gain (Loss) on Disposal	17 Realized Gain (Loss) on Disposal	18 Total Gain (Loss) on Disposal	
	2 City	3 State					8 Unrealized Valuation Increase/ (Decrease)	9 Current Year's (Amortization) /Accretion	10 Current Year's Other- Than- Temporary Impairment Recognized	11 Capitalized Deferred Interest and Other	12 Total Change in Book Value (8+9-10+11)						13 Total Foreign Exchange Change in Book Value
000244265	BESSEMER	AL		10/23/2019		0	0	(9)	0	0	0	(9)	0	1,557	1,557	0	0
000244598	SPRINGFIELD	NH		10/23/2019		0	0	3	0	0	0	3	0	1,871	1,871	0	0
000238763	TECUMSEH	MI		10/23/2019		0	0	(3)	0	0	0	(3)	0	1,406	1,406	0	0
000240361	BROOKLYN	NY		10/23/2019		0	0	(7)	0	0	0	(7)	0	906	906	0	0
000239282	WAVERLY	TN		10/23/2019		0	0	(3)	0	0	0	(3)	0	769	769	0	0
000239953	LA FOLLETTE	TN		10/23/2019		0	0	2	0	0	0	2	0	339	339	0	0
000238430	NAVASOTA	TX		10/23/2019		0	0	2	0	0	0	2	0	1,313	1,313	0	0
000243410	GOSHEN	CA		10/23/2019		0	0	1	0	0	0	1	0	1,529	1,529	0	0
000244459	FORTVILLE	IN		10/23/2019		0	0	(36)	0	0	0	(36)	0	2,916	2,916	0	0
000244070	NORFOLK	VA		10/23/2019		0	0	5	0	0	0	5	0	1,480	1,480	0	0
000243267	WARD	AR		10/23/2019		0	0	(2)	0	0	0	(2)	0	1,048	1,048	0	0
000243603	BASTROP	LA		10/23/2019		0	0	2	0	0	0	2	0	1,264	1,264	0	0
000242883	BRANFORD	FL		10/23/2019		0	0	(1)	0	0	0	(1)	0	557	557	0	0
000243265	KYLE	TX		10/23/2019		0	0	5	0	0	0	5	0	2,007	2,007	0	0
000243598	BAYTOWN	TX		10/23/2019		0	0	1	0	0	0	1	0	798	798	0	0
000238148	MCALISTER	OK		10/23/2019		0	0	0	0	0	0	0	0	504	504	0	0
000240888	JONESBORO	GA		10/23/2019		0	0	(12)	0	0	0	(12)	0	2,227	2,227	0	0
000241690	SEATTLE	WA		10/23/2019		0	0	(3)	0	0	0	(3)	0	176	176	0	0
000241746	KISSIMEE	FL		10/23/2019		0	0	7	0	0	0	7	0	1,388	1,388	0	0
000239815	PORTLAND	MI		10/23/2019		0	0	(2)	0	0	0	(2)	0	1,326	1,326	0	0
000240222	NEWPORT NEWS	VA		10/23/2019		0	0	(1)	0	0	0	(1)	0	482	482	0	0
000237959	LEONARDTOWN	MD		10/23/2019		0	0	4	0	0	0	4	0	2,744	2,744	0	0
000243936	INKSTER	MI		10/23/2019		0	0	1	0	0	0	1	0	424	424	0	0
000244264	KATY	TX		10/23/2019		0	0	3	0	0	0	3	0	940	940	0	0
000242412	FAYETTEVILLE	NC		10/23/2019		0	0	4	0	0	0	4	0	818	818	0	0
000243880	YOUNGSVILLE	NC		10/23/2019		0	0	(1)	0	0	0	(1)	0	659	659	0	0
000242268	MAGNOLIA	TX		10/23/2019		0	0	4	0	0	0	4	0	850	850	0	0
000244263	PORT ARTHUR	TX		10/23/2019		0	0	0	0	0	0	0	0	166	166	0	0
000242939	NEKOOSA	WI		10/23/2019		0	0	(5)	0	0	0	(5)	0	470	470	0	0
000237958	HARLEYSVILLE	PA		10/23/2019		0	0	(3)	0	0	0	(3)	0	516	516	0	0
000244596	WHITEHALL	PA		10/23/2019		0	0	(9)	0	0	0	(9)	0	701	701	0	0
000239621	MARYSVILLE	WA		10/23/2019		0	0	1	0	0	0	1	0	447	447	0	0
000240360	LOGANVILLE	GA		10/23/2019		0	0	1	0	0	0	1	0	601	601	0	0
000241414	LITHONIA	GA		10/23/2019		0	0	3	0	0	0	3	0	800	800	0	0
000239954	LOCUST GROVE	VA		10/23/2019		0	0	6	0	0	0	6	0	2,238	2,238	0	0
000240416	WILMINGTON	DE		10/23/2019		0	0	3	0	0	0	3	0	617	617	0	0
000244458	WASHINGTON	DC		10/23/2019		0	0	0	0	0	0	0	0	621	621	0	0
000241076	BILLINGS	MO		10/23/2019		0	0	(3)	0	0	0	(3)	0	1,517	1,517	0	0
000238956	MURFREESBORO	TN		10/23/2019		0	0	(3)	0	0	0	(3)	0	561	561	0	0
000241552	FREDERICK	MD		10/23/2019		0	0	2	0	0	0	2	0	1,499	1,499	0	0
000242400	COLUMBUS	GA		10/23/2019		0	0	0	0	0	0	0	0	1,638	1,638	0	0
000237417	DELTRAN	NJ		10/23/2019		0	0	(6)	0	0	0	(6)	0	1,228	1,228	0	0
000244587	PITTSBORO	NJ		10/23/2019		0	0	(3)	0	0	0	(3)	0	1,101	1,101	0	0
000242062	PHILADELPHIA	PA		10/23/2019		0	0	0	0	0	0	0	0	836	836	0	0
000241540	RICHMOND	TX		10/23/2019		0	0	(7)	0	0	0	(7)	0	665	665	0	0
000240874	OPELIKA	AL		10/23/2019		0	0	(4)	0	0	0	(4)	0	59	59	0	0
000241929	WOODBRIIDGE	VA		10/23/2019		0	0	(12)	0	0	0	(12)	0	1,548	1,548	0	0
000241397	CAMDEN	NJ		10/23/2019		0	0	0	0	0	0	0	0	158	158	0	0
000241735	CLEVELAND	OH		10/23/2019		0	0	(16)	0	0	0	(16)	0	1,624	1,624	0	0
000242118	ATLANTA	GA		10/23/2019		0	0	(97)	0	0	0	(97)	0	2,788	2,788	0	0
000241064	PLYMOUTH	IN		10/23/2019		0	0	(1)	0	0	0	(1)	0	358	358	0	0

E02.43

STATEMENT AS OF JUNE 30, 2024 OF THE Reliance Standard Life Insurance Company

SCHEDULE B - PART 3

Showing All Mortgage Loans DISPOSED, Transferred or Repaid During the Current Quarter

1 Loan Number	2 Location		4 Loan Type	5 Date Acquired	6 Disposal Date	7 Book Value/ Recorded Investment Excluding Accrued Interest Prior Year	8 Change in Book Value/Recorded Investment						14 Book Value/ Recorded Investment Excluding Accrued Interest on Disposal	15 Consid- eration	16 Foreign Exchange Gain (Loss) on Disposal	17 Realized Gain (Loss) on Disposal	18 Total Gain (Loss) on Disposal
	2 City	3 State					8 Unrealized Valuation Increase/ (Decrease)	9 Current Year's (Amortization) /Accretion	10 Current Year's Other- Than- Temporary Impairment Recognized	11 Capitalized Deferred Interest and Other	12 Total Change in Book Value (8+9-10+11)	13 Total Foreign Exchange Change in Book Value					
000238553	BARRON	WI		10/23/2019		0	0	3	0	0	0	3	0	346	346	0	0
000240735	BRADYVILLE	TN		10/23/2019		0	0	2	0	0	0	2	0	1,100	1,100	0	0
000239609	DENHAM SPRINGS	LA		10/23/2019		0	0	4	0	0	0	4	0	766	766	0	0
000243118	CAMBRIDGE	MD		10/23/2019		0	0	2	0	0	0	2	0	580	580	0	0
000244392	MAGNOLIA	DE		10/23/2019		0	0	0	0	0	0	0	0	974	974	0	0
000237888	PLANT CITY	FL		10/23/2019		0	0	4	0	0	0	4	0	447	447	0	0
000237555	SUITLAND	MD		10/23/2019		0	0	5	0	0	0	5	0	753	753	0	0
000239415	RIVERSIDE	CA		10/23/2019		0	0	2	0	0	0	2	0	853	853	0	0
000242734	MARBLE HILL	MO		10/23/2019		0	0	(2)	0	0	0	(2)	0	310	310	0	0
000242063	JAMAICA	NY		10/23/2019		0	0	(89)	0	0	0	(89)	0	2,033	2,033	0	0
000237416	HOUSTON	TX		10/23/2019		0	0	(3)	0	0	0	(3)	0	876	876	0	0
000243449	FRANKLINVILLE	NC		10/23/2019		0	0	0	0	0	0	0	0	373	373	0	0
000242929	ADAMSVILLE	TN		10/23/2019		0	0	0	0	0	0	0	0	6	6	0	0
000240397	WEST DEPTFORD	NJ		10/23/2019		0	0	1	0	0	0	1	0	1,841	1,841	0	0
000244586	WINCHESTER	VA		10/23/2019		0	0	4	0	0	0	4	0	843	843	0	0
000237749	HOLLAND	TX		10/23/2019		0	0	(16)	0	0	0	(16)	0	1,415	1,415	0	0
000249159	GRAYSLAKE	IL		10/23/2019		0	0	0	0	0	0	0	0	706	706	0	0
000239886	ELBOW LAKE	MN		10/23/2019		0	0	6	0	0	0	6	0	582	582	0	0
000240540	ATLANTIC	IA		10/23/2019		0	0	1	0	0	0	1	0	552	552	0	0
000238414	MONROE CITY	MO		10/23/2019		0	0	(5)	0	0	0	(5)	0	457	457	0	0
000242258	SAVANNAH	GA		10/23/2019		0	0	0	0	0	0	0	0	713	713	0	0
000243731	CHARLOTTE	NC		10/23/2019		0	0	2	0	0	0	2	0	477	477	0	0
000241736	LONDON	OH		10/23/2019		0	0	2	0	0	0	2	0	710	710	0	0
000243393	CHIPPEWA FALLS	WI		10/23/2019		0	0	(4)	0	0	0	(4)	0	947	947	0	0
000241398	UNION CITY	NJ		10/23/2019		0	0	(35)	0	0	0	(35)	0	1,340	1,340	0	0
000237692	MILWAUKEE	WI		10/23/2019		0	0	1	0	0	0	1	0	831	831	0	0
000240929	MIDDLEBURG	FL		10/23/2019		0	0	0	0	0	0	0	0	415	415	0	0
000244309	HOUSTON	TX		10/23/2019		0	0	6	0	0	0	6	0	793	793	0	0
000244391	CENTER BARNSTEAD	NH		10/23/2019		0	0	(4)	0	0	0	(4)	0	720	720	0	0
000243872	HAYDEN	AL		10/23/2019		0	0	(2)	0	0	0	(2)	0	1,884	1,884	0	0
000238694	DILLON	SC		10/23/2019		0	0	2	0	0	0	2	0	591	591	0	0
000242402	JONESBOROUGH	TN		10/23/2019		0	0	1	0	0	0	1	0	784	784	0	0
000240872	LEWISVILLE	TX		10/23/2019		0	0	(14)	0	0	0	(14)	0	1,449	1,449	0	0
000240119	WARREN	MI		10/23/2019		0	0	(9)	0	0	0	(9)	0	532	532	0	0
000243063	HAMMOND	LA		10/23/2019		0	0	2	0	0	0	2	0	647	647	0	0
000238417	SALEM	IL		10/23/2019		0	0	3	0	0	0	3	0	309	309	0	0
000240928	ENGLEWOOD	FL		10/23/2019		0	0	0	0	0	0	0	0	491	491	0	0
000239269	CLINTON	IL		10/23/2019		0	0	13	0	0	0	13	0	3,698	3,698	0	0
000241399	GLASSBORO	NJ		10/23/2019		0	0	0	0	0	0	0	0	498	498	0	0
000244118	COLUMBUS	GA		10/23/2019		0	0	(6)	0	0	0	(6)	0	702	702	0	0
000240733	ORANGEBURG	SC		10/23/2019		0	0	1	0	0	0	1	0	1,022	1,022	0	0
000238555	HOPE MILLS	NC		10/23/2019		0	0	0	0	0	0	0	0	221	221	0	0
000240400	CHARLOTTE	NC		10/23/2019		0	0	1	0	0	0	1	0	643	643	0	0
000242064	NORFOLK	VA		10/23/2019		0	0	1	0	0	0	1	0	827	827	0	0
000242873	MEDINA	TN		10/23/2019		0	0	(1)	0	0	0	(1)	0	1,488	1,488	0	0
000241737	CAMPBELL	OH		10/23/2019		0	0	11	0	0	0	11	0	2,068	2,068	0	0
000242540	CEDAR HILL	TX		10/23/2019		0	0	3	0	0	0	3	0	765	765	0	0
000238693	LERNA	IL		10/23/2019		0	0	(3)	0	0	0	(3)	0	2,525	2,525	0	0
000239413	NEWARK	NJ		10/23/2019		0	0	(4)	0	0	0	(4)	0	252	252	0	0
000243871	WOODBINE	GA		10/23/2019		0	0	(5)	0	0	0	(5)	0	1,165	1,165	0	0
000238749	NEWTON	NC		10/23/2019		0	0	3	0	0	0	3	0	184	184	0	0

E02.44

STATEMENT AS OF JUNE 30, 2024 OF THE Reliance Standard Life Insurance Company

SCHEDULE B - PART 3

Showing All Mortgage Loans DISPOSED, Transferred or Repaid During the Current Quarter

1 Loan Number	2 Location		4 Loan Type	5 Date Acquired	6 Disposal Date	7 Book Value/ Recorded Investment Excluding Accrued Interest Prior Year	8 Change in Book Value/Recorded Investment					14 Book Value/ Recorded Investment Excluding Accrued Interest on Disposal	15 Consid- eration	16 Foreign Exchange Gain (Loss) on Disposal	17 Realized Gain (Loss) on Disposal	18 Total Gain (Loss) on Disposal	
	2 City	3 State					8 Unrealized Valuation Increase/ (Decrease)	9 Current Year's (Amortization) /Accretion	10 Current Year's Other- Than- Temporary Impairment Recognized	11 Capitalized Deferred Interest and Other	12 Total Change in Book Value (8+9-10+11)						13 Total Foreign Exchange Change in Book Value
000243395	OROSI	CA		10/23/2019		0	0	3	0	0	3	0	441	441	0	0	0
000237361	SALUDA	NC		10/23/2019		0	0	4	0	0	4	0	1,092	1,092	0	0	0
000249156	DALLAS	TX		10/23/2019		0	0	2	0	0	2	0	1,770	1,770	0	0	0
000239608	CONNERSVILLE	IN		10/23/2019		0	0	(3)	0	0	(3)	0	1,113	1,113	0	0	0
000238554	ATLANTA	MI		10/23/2019		0	0	3	0	0	3	0	1,253	1,253	0	0	0
000240589	SEYMOUR	TN		10/23/2019		0	0	1	0	0	1	0	611	611	0	0	0
000240061	SMYRNA	GA		10/23/2019		0	0	15	0	0	15	0	2,397	2,397	0	0	0
000241405	EDINBURG	VA		10/23/2019		0	0	(7)	0	0	(7)	0	832	832	0	0	0
000240394	ATTLEBORO	MA		10/23/2019		0	0	1	0	0	1	0	507	507	0	0	0
000242403	MIAMI	FL		10/23/2019		0	0	1	0	0	1	0	611	611	0	0	0
000244393	GOODING	ID		10/23/2019		0	0	(2)	0	0	(2)	0	679	679	0	0	0
000238692	MEDARYVILLE	IN		10/23/2019		0	0	1	0	0	1	0	873	873	0	0	0
000243928	NEW ORLEANS	LA		10/23/2019		0	0	(6)	0	0	(6)	0	954	954	0	0	0
000240870	WARNER ROBINS	GA		10/23/2019		0	0	0	0	0	0	0	983	983	0	0	0
000237884	BLOOMINGDALE	GA		10/23/2019		0	0	(2)	0	0	(2)	0	1,040	1,040	0	0	0
000238939	WHEELER	MI		10/23/2019		0	0	(2)	0	0	(2)	0	85	85	0	0	0
000243541	GREENVILLE	AL		10/23/2019		0	0	(3)	0	0	(3)	0	595	595	0	0	0
000243065	OGDEN	NY		10/23/2019		0	0	0	0	0	0	0	1,106	1,106	0	0	0
000242737	LEHIGH ACRES	FL		10/23/2019		0	0	(7)	0	0	(7)	0	748	748	0	0	0
000241068	RINGGOLD	GA		10/23/2019		0	0	2	0	0	2	0	541	541	0	0	0
000237413	QUEENS VILLAGE	NY		10/23/2019		0	0	2	0	0	2	0	2,401	2,401	0	0	0
000243403	CHIPPEWA FALLS	WI		10/23/2019		0	0	1	0	0	1	0	404	404	0	0	0
000240117	BEDFORD	OH		10/23/2019		0	0	2	0	0	2	0	438	438	0	0	0
000239128	SEBRING	FL		10/23/2019		0	0	(6)	0	0	(6)	0	843	843	0	0	0
000242542	BRONX	NY		10/23/2019		0	0	(2)	0	0	(2)	0	245	245	0	0	0
000240588	NEWKIRK	OK		10/23/2019		0	0	2	0	0	2	0	1,450	1,450	0	0	0
000241683	BRONX	NY		10/23/2019		0	0	19	0	0	19	0	3,690	3,690	0	0	0
000241406	BALTIMORE	MD		10/23/2019		0	0	(7)	0	0	(7)	0	1,040	1,040	0	0	0
000242399	HOMESTEAD	FL		10/23/2019		0	0	3	0	0	3	0	1,811	1,811	0	0	0
000241739	WESTERVILLE	OH		10/23/2019		0	0	(2)	0	0	(2)	0	1,032	1,032	0	0	0
000240393	PHILADELPHIA	PA		10/23/2019		0	0	(1)	0	0	(1)	0	975	975	0	0	0
000239410	STATEN ISLAND	NY		10/23/2019		0	0	(1,627)	0	0	(1,627)	0	28,911	28,911	0	0	0
000241878	VALPARAISO	IN		10/23/2019		0	0	(1)	0	0	(1)	0	929	929	0	0	0
000240449	HARVEST	AL		10/23/2019		0	0	6	0	0	6	0	1,192	1,192	0	0	0
000238743	RAEFORD	NC		10/23/2019		0	0	3	0	0	3	0	950	950	0	0	0
000238072	CHATSWORTH	GA		10/23/2019		0	0	2	0	0	2	0	1,315	1,315	0	0	0
000237550	ROUND ROCK	TX		10/23/2019		0	0	(2)	0	0	(2)	0	276	276	0	0	0
000243397	CANTON	MO		10/23/2019		0	0	(4)	0	0	(4)	0	731	731	0	0	0
000244062	LOUISVILLE	KY		10/23/2019		0	0	(1)	0	0	(1)	0	174	174	0	0	0
000242211	ALTON	IL		10/23/2019		0	0	1	0	0	1	0	274	274	0	0	0
000242682	FAYETTEVILLE	NC		10/23/2019		0	0	4	0	0	4	0	1,103	1,103	0	0	0
000237745	SUMTER	SC		10/23/2019		0	0	(1)	0	0	(1)	0	267	267	0	0	0
000237744	NORMAN	OK		10/23/2019		0	0	(2)	0	0	(2)	0	850	850	0	0	0
000239268	RIDGELY	TN		10/23/2019		0	0	(4)	0	0	(4)	0	404	404	0	0	0
000242543	OVID	MI		10/23/2019		0	0	(1)	0	0	(1)	0	962	962	0	0	0
000240730	LATROBE	PA		10/23/2019		0	0	1	0	0	1	0	68	68	0	0	0
000239744	SELMER	TN		10/23/2019		0	0	1	0	0	1	0	431	431	0	0	0
000238599	LAFAYETTE	TN		10/23/2019		0	0	(11)	0	0	(11)	0	444	444	0	0	0
000237939	BATAVIA	NY		10/23/2019		0	0	(3)	0	0	(3)	0	457	457	0	0	0
000237606	AURORA	CO		10/23/2019		0	0	3	0	0	3	0	1,128	1,128	0	0	0
000239073	ATTICA	OH		10/23/2019		0	0	2	0	0	2	0	569	569	0	0	0

E02.45

STATEMENT AS OF JUNE 30, 2024 OF THE Reliance Standard Life Insurance Company

SCHEDULE B - PART 3

Showing All Mortgage Loans DISPOSED, Transferred or Repaid During the Current Quarter

1 Loan Number	2 Location		4 Loan Type	5 Date Acquired	6 Disposal Date	7 Book Value/ Recorded Investment Excluding Accrued Interest Prior Year	8 Change in Book Value/Recorded Investment					14 Book Value/ Recorded Investment Excluding Accrued Interest on Disposal	15 Consid- eration	16 Foreign Exchange Gain (Loss) on Disposal	17 Realized Gain (Loss) on Disposal	18 Total Gain (Loss) on Disposal	
	2 City	3 State					8 Unrealized Valuation Increase/ (Decrease)	9 Current Year's (Amortization) /Accretion	10 Current Year's Other- Than- Temporary Impairment Recognized	11 Capitalized Deferred Interest and Other	12 Total Change in Book Value (8+9-10+11)						13 Total Foreign Exchange Change in Book Value
000242067	READING	PA		10/23/2019		0	0	6	0	0	0	6	0	1,061	1,061	0	0
000242405	OPA LOCKA	FL		10/23/2019		0	0	9	0	0	0	9	0	1,824	1,824	0	0
000240392	MOSCOW	PA		10/23/2019		0	0	0	0	0	0	0	0	511	511	0	0
000244680	PATERSON	NJ		10/23/2019		0	0	2	0	0	0	2	0	630	630	0	0
000237553	CYPRESS	TX		10/23/2019		0	0	0	0	0	0	0	0	30	30	0	0
000239459	WHITEHALL	PA		10/23/2019		0	0	(4)	0	0	0	(4)	0	607	607	0	0
000241879	MARRERO	LA		10/23/2019		0	0	7	0	0	0	7	0	1,096	1,096	0	0
000239126	MACON	MS		10/23/2019		0	0	(26)	0	0	0	(26)	0	918	918	0	0
000242350	FARMINGVILLE	NY		10/23/2019		0	0	9	0	0	0	9	0	1,874	1,874	0	0
000241408	WHITING	IN		10/23/2019		0	0	(24)	0	0	0	(24)	0	1,462	1,462	0	0
000237415	JERSEY CITY	NJ		10/23/2019		0	0	(13)	0	0	0	(13)	0	2,471	2,471	0	0
000239935	SAN ANTONIO	TX		10/23/2019		0	0	5	0	0	0	5	0	924	924	0	0
000240924	YOUNGSVILLE	NC		10/23/2019		0	0	7	0	0	0	7	0	1,011	1,011	0	0
000239597	POLK CITY	IA		10/23/2019		0	0	(1)	0	0	0	(1)	0	200	200	0	0
000244542	CLERMONT	FL		10/23/2019		0	0	(2)	0	0	0	(2)	0	869	869	0	0
000237748	CLIFTON	NJ		10/23/2019		0	0	9	0	0	0	9	0	1,150	1,150	0	0
000239264	BEAUFORT	MO		10/23/2019		0	0	(11)	0	0	0	(11)	0	3,783	3,783	0	0
000243738	INDIANAPOLIS	IN		10/23/2019		0	0	0	0	0	0	0	0	853	853	0	0
000244065	CALLUMET CITY	IL		10/23/2019		0	0	3	0	0	0	3	0	864	864	0	0
000238884	HOLDEN	ME		10/23/2019		0	0	592	0	0	0	592	0	592	592	0	0
000238075	MISSION	TX		10/23/2019		0	0	0	0	0	0	0	0	488	488	0	0
000240115	KATY	TX		10/23/2019		0	0	1	0	0	0	1	0	879	879	0	0
000239602	AVILLA	IN		10/23/2019		0	0	(3)	0	0	0	(3)	0	844	844	0	0
000243682	COVINGTON	GA		10/23/2019		0	0	0	0	0	0	0	0	857	857	0	0
000242068	TAUNTON	MA		10/23/2019		0	0	(8)	0	0	0	(8)	0	3,108	3,108	0	0
000242544	DAVISON	MI		10/23/2019		0	0	(14)	0	0	0	(14)	0	1,311	1,311	0	0
000239265	WARRENTON	MO		10/23/2019		0	0	6	0	0	0	6	0	1,242	1,242	0	0
000241685	AZUSA	CA		10/23/2019		0	0	4	0	0	0	4	0	1,774	1,774	0	0
000243544	ARLINGTON	TN		10/23/2019		0	0	(1)	0	0	0	(1)	0	467	467	0	0
000241490	RICHLAND	PA		10/23/2019		0	0	(2)	0	0	0	(2)	0	295	295	0	0
000240309	GREENVILLE	NC		10/23/2019		0	0	0	0	0	0	0	0	629	629	0	0
000242739	HANNA	IN		10/23/2019		0	0	(3)	0	0	0	(3)	0	644	644	0	0
000242406	HAUGHTON	LA		10/23/2019		0	0	0	0	0	0	0	0	384	384	0	0
000239070	W MELBOURNE	FL		10/23/2019		0	0	9	0	0	0	9	0	1,884	1,884	0	0
000240114	OREGON	WI		10/23/2019		0	0	1	0	0	0	1	0	687	687	0	0
000242684	JACKSONVILLE	FL		10/23/2019		0	0	(16)	0	0	0	(16)	0	1,604	1,604	0	0
000241409	SACRAMENTO	CA		10/23/2019		0	0	1	0	0	0	1	0	156	156	0	0
000237885	PONCHATOULA	LA		10/23/2019		0	0	1	0	0	0	1	0	1,051	1,051	0	0
000238938	EDEN	NC		10/23/2019		0	0	(2)	0	0	0	(2)	0	315	315	0	0
000242213	ORLANDO	FL		10/23/2019		0	0	0	0	0	0	0	0	518	518	0	0
000238412	BEAVER DAM	WI		10/23/2019		0	0	(352)	0	0	0	(352)	0	8,519	8,519	0	0
000237414	MINNEAPOLIS	MN		10/23/2019		0	0	3	0	0	0	3	0	510	510	0	0
000239936	JEFFERSON	OH		10/23/2019		0	0	3	0	0	0	3	0	734	734	0	0
000240923	HEADLAND	AL		10/23/2019		0	0	12	0	0	0	12	0	2,482	2,482	0	0
000241547	LA FOLLETTE	TN		10/23/2019		0	0	1	0	0	0	1	0	277	277	0	0
000237747	DANVILLE	IN		10/23/2019		0	0	(1)	0	0	0	(1)	0	137	137	0	0
000242069	GARDEN CITY	MI		10/23/2019		0	0	3	0	0	0	3	0	821	821	0	0
000239266	BRAZORLA	TX		10/23/2019		0	0	(19)	0	0	0	(19)	0	1,569	1,569	0	0
000243210	PLYMOUTH	UT		10/23/2019		0	0	4	0	0	0	4	0	978	978	0	0
000240779	ORANGEBURG	SC		10/23/2019		0	0	(1)	0	0	0	(1)	0	1,183	1,183	0	0
000238606	MCKINLEYVILLE	CA		10/23/2019		0	0	3	0	0	0	3	0	1,418	1,418	0	0

E02.46

STATEMENT AS OF JUNE 30, 2024 OF THE Reliance Standard Life Insurance Company

SCHEDULE B - PART 3

Showing All Mortgage Loans DISPOSED, Transferred or Repaid During the Current Quarter

1 Loan Number	2 Location		4 Loan Type	5 Date Acquired	6 Disposal Date	7 Book Value/ Recorded Investment Excluding Accrued Interest Prior Year	8 Change in Book Value/Recorded Investment						14 Book Value/ Recorded Investment Excluding Accrued Interest on Disposal	15 Consid- eration	16 Foreign Exchange Gain (Loss) on Disposal	17 Realized Gain (Loss) on Disposal	18 Total Gain (Loss) on Disposal
	2 City	3 State					8 Unrealized Valuation Increase/ (Decrease)	9 Current Year's (Amortization) /Accretion	10 Current Year's Other- Than- Temporary Impairment Recognized	11 Capitalized Deferred Interest and Other	12 Total Change in Book Value (8+9-10+11)	13 Total Foreign Exchange Change in Book Value					
000238982	BELMONT	NC		10/23/2019		0	0	1	0	0	0	1	0	450	450	0	0
000239699	SOUTH PARIS	ME		10/23/2019		0	0	2	0	0	0	2	0	650	650	0	0
000243407	BUTLER	PA		10/23/2019		0	0	4	0	0	0	4	0	689	689	0	0
000239704	SHASTA LAKE	CA		10/23/2019		0	0	2	0	0	0	2	0	705	705	0	0
000240446	GORDONSVILLE	VA		10/23/2019		0	0	4	0	0	0	4	0	1,671	1,671	0	0
000239366	WITT	IL		10/23/2019		0	0	0	0	0	0	0	0	237	237	0	0
000244544	ANNAPOLIS	MD		10/23/2019		0	0	2	0	0	0	2	0	1,210	1,210	0	0
000239171	PRYOR	OK		10/23/2019		0	0	2	0	0	0	2	0	810	810	0	0
000240251	MILLVILLE	NJ		10/23/2019		0	0	1	0	0	0	1	0	309	309	0	0
000242547	LAKE GROVE	NY		10/23/2019		0	0	2	0	0	0	2	0	1,714	1,714	0	0
000240584	PALMYRA	MO		10/23/2019		0	0	3	0	0	0	3	0	1,324	1,324	0	0
000242214	PAWUCKET	RI		10/23/2019		0	0	2	0	0	0	2	0	1,200	1,200	0	0
000238034	TONGANOXIE	KS		10/23/2019		0	0	(1)	0	0	0	(1)	0	425	425	0	0
000242408	ATLANTA	GA		10/23/2019		0	0	1	0	0	0	1	0	1,266	1,266	0	0
000243213	RINGOLD	GA		10/23/2019		0	0	(4)	0	0	0	(4)	0	766	766	0	0
000238510	ALEXANDRIA	LA		10/23/2019		0	0	2	0	0	0	2	0	440	440	0	0
000239228	WARD	AR		10/23/2019		0	0	7	0	0	0	7	0	682	682	0	0
000238172	FERNDALE	WA		10/23/2019		0	0	1	0	0	0	1	0	334	334	0	0
000240778	PLYMOUTH	IN		10/23/2019		0	0	(1)	0	0	0	(1)	0	98	98	0	0
000237845	LAMAR	AR		10/23/2019		0	0	0	0	0	0	0	0	389	389	0	0
000244682	LAUREL	MD		10/23/2019		0	0	6	0	0	0	6	0	823	823	0	0
000249060	HARRODSBURG	KY		10/23/2019		0	0	0	0	0	0	0	0	714	714	0	0
000243879	BETHLEHEM	PA		10/23/2019		0	0	(6)	0	0	0	(6)	0	528	528	0	0
000240307	BRUNSWICK	OH		10/23/2019		0	0	1	0	0	0	1	0	699	699	0	0
000243068	FREMONT	MI		10/23/2019		0	0	7	0	0	0	7	0	1,412	1,412	0	0
000242686	FORT WORTH	TX		10/23/2019		0	0	2	0	0	0	2	0	1,081	1,081	0	0
000238228	FRONT ROYAL	VA		10/23/2019		0	0	2	0	0	0	2	0	1,474	1,474	0	0
000244210	PHILADELPHIA	PA		10/23/2019		0	0	(2)	0	0	0	(2)	0	347	347	0	0
000240445	GALION	OH		10/23/2019		0	0	1	0	0	0	1	0	282	282	0	0
000237706	LANHAM	MD		10/23/2019		0	0	(1)	0	0	0	(1)	0	1,051	1,051	0	0
000241549	HYATTSVILLE	MD		10/23/2019		0	0	4	0	0	0	4	0	1,020	1,020	0	0
000239843	BAYTOWN	TX		10/23/2019		0	0	5	0	0	0	5	0	931	931	0	0
000249116	HAMILTON	IL		10/23/2019		0	0	0	0	0	0	0	0	276	276	0	0
000238704	OWOSSO	MI		10/23/2019		0	0	(3)	0	0	0	(3)	0	456	456	0	0
000242215	HILLSBOROUGH	NH		10/23/2019		0	0	(2)	0	0	0	(2)	0	930	930	0	0
000240583	LOUDONVILLE	OH		10/23/2019		0	0	0	0	0	0	0	0	538	538	0	0
000244405	CHICAGO	IL		10/23/2019		0	0	11	0	0	0	11	0	2,849	2,849	0	0
000238366	PLEASANTVILLE	NJ		10/23/2019		0	0	2	0	0	0	2	0	711	711	0	0
000244067	HIRAM	GA		10/23/2019		0	0	2	0	0	0	2	0	1,815	1,815	0	0
000238171	ZEPHYRHILLS	FL		10/23/2019		0	0	3	0	0	0	3	0	1,493	1,493	0	0
000243212	WINTER GARDEN	FL		10/23/2019		0	0	(2)	0	0	0	(2)	0	970	970	0	0
000243683	HOBART	IN		10/23/2019		0	0	5	0	0	0	5	0	1,506	1,506	0	0
000243878	RENSSELAER	NY		10/23/2019		0	0	0	0	0	0	0	0	405	405	0	0
000240777	COUNCE	TN		10/23/2019		0	0	(1)	0	0	0	(1)	0	398	398	0	0
000240444	THERMAL	CA		10/23/2019		0	0	2	0	0	0	2	0	437	437	0	0
000242020	CLEVELAND	TN		10/23/2019		0	0	4	0	0	0	4	0	531	531	0	0
000237368	LAREDO	TX		10/23/2019		0	0	(1)	0	0	0	(1)	0	61	61	0	0
000237844	LANCASTER	KY		10/23/2019		0	0	3	0	0	0	3	0	986	986	0	0
000241688	ANTIOCH	CA		10/23/2019		0	0	7	0	0	0	7	0	1,402	1,402	0	0
000243545	NIXA	MO		10/23/2019		0	0	(1)	0	0	0	(1)	0	883	883	0	0
000242491	MONROEVILLE	PA		10/23/2019		0	0	(1)	0	0	0	(1)	0	207	207	0	0

E02.47

STATEMENT AS OF JUNE 30, 2024 OF THE Reliance Standard Life Insurance Company

SCHEDULE B - PART 3

Showing All Mortgage Loans DISPOSED, Transferred or Repaid During the Current Quarter

1 Loan Number	2 Location		4 Loan Type	5 Date Acquired	6 Disposal Date	7 Book Value/ Recorded Investment Excluding Accrued Interest Prior Year	8 Change in Book Value/Recorded Investment					14 Book Value/ Recorded Investment Excluding Accrued Interest on Disposal	15 Consid- eration	16 Foreign Exchange Gain (Loss) on Disposal	17 Realized Gain (Loss) on Disposal	18 Total Gain (Loss) on Disposal	
	2 City	3 State					8 Unrealized Valuation Increase/ (Decrease)	9 Current Year's (Amortization) /Accretion	10 Current Year's Other- Than- Temporary Impairment Recognized	11 Capitalized Deferred Interest and Other	12 Total Change in Book Value (8+9-10+11)						13 Total Foreign Exchange Change in Book Value
000238651	EVERSON	PA		10/23/2019		0	0	0	0	0	0	0	677	677	0	0	0
000241494	CONROE	TX		10/23/2019		0	0	4	0	0	0	0	1,006	1,006	0	0	0
000244546	GROVELAND	MA		10/23/2019		0	0	(3)	0	0	0	(3)	1,533	1,533	0	0	0
000242687	PHENIX CITY	AL		10/23/2019		0	0	10	0	0	0	10	1,932	1,932	0	0	0
000239364	INDEPENDENCE	KS		10/23/2019		0	0	1	0	0	0	1	529	529	0	0	0
000237791	GAFFNEY	SC		10/23/2019		0	0	(20)	0	0	0	(20)	2,106	2,106	0	0	0
000240111	PORT ARTHUR	TX		10/23/2019		0	0	3	0	0	0	3	644	644	0	0	0
000239031	BILLERICA	MA		10/23/2019		0	0	(5)	0	0	0	(5)	1,420	1,420	0	0	0
000243491	TIFTON	GA		10/23/2019		0	0	(1)	0	0	0	(1)	891	891	0	0	0
000243353	WARD	AR		10/23/2019		0	0	(4)	0	0	0	(4)	769	769	0	0	0
000244408	MARISSA	IL		10/23/2019		0	0	(1)	0	0	0	(1)	630	630	0	0	0
000243020	PACOLET	SC		10/23/2019		0	0	1	0	0	0	1	651	651	0	0	0
000241023	NEWTON	NJ		10/23/2019		0	0	0	0	0	0	0	1,120	1,120	0	0	0
000249115	ATHOL	MA		10/23/2019		0	0	1	0	0	0	1	610	610	0	0	0
000244490	CHESAPEAKE	VA		10/23/2019		0	0	16	0	0	0	16	2,317	2,317	0	0	0
000237653	LOUISVILLE	KY		10/23/2019		0	0	1	0	0	0	1	335	335	0	0	0
000243215	BENNETTSVILLE	SC		10/23/2019		0	0	1	0	0	0	1	442	442	0	0	0
000237652	IOWA CITY	IA		10/23/2019		0	0	2	0	0	0	2	353	353	0	0	0
000239559	MARION	NC		10/23/2019		0	0	0	0	0	0	0	587	587	0	0	0
000238036	HITCHCOCK	TX		10/23/2019		0	0	(151)	0	0	0	(151)	5,357	5,357	0	0	0
000237514	BUFFALO	NY		10/23/2019		0	0	0	0	0	0	0	250	250	0	0	0
000237847	GREER	SC		10/23/2019		0	0	(18)	0	0	0	(18)	1,766	1,766	0	0	0
000242021	FLORISSANT	MO		10/23/2019		0	0	0	0	0	0	0	572	572	0	0	0
000238512	LAPEER	MI		10/23/2019		0	0	5	0	0	0	5	1,048	1,048	0	0	0
000239226	JACKSON	TN		10/23/2019		0	0	(5)	0	0	0	(5)	871	871	0	0	0
000239702	NOBLESVILLE	IN		10/23/2019		0	0	2	0	0	0	2	932	932	0	0	0
000242830	FRANKFORT	KY		10/23/2019		0	0	(2)	0	0	0	(2)	591	591	0	0	0
000244213	COLONIA	NJ		10/23/2019		0	0	(1)	0	0	0	(1)	2,535	2,535	0	0	0
000238174	CROWLEY	TX		10/23/2019		0	0	0	0	0	0	0	670	670	0	0	0
000241162	TAVARES	FL		10/23/2019		0	0	2	0	0	0	2	1,435	1,435	0	0	0
000242217	STRATFORD	CT		10/23/2019		0	0	(14)	0	0	0	(14)	1,698	1,698	0	0	0
000241495	HOUSTON	TX		10/23/2019		0	0	2	0	0	0	2	893	893	0	0	0
000237708	BROOKLYN	NY		10/23/2019		0	0	(12)	0	0	0	(12)	3,886	3,886	0	0	0
000242970	MASCOUTAH	IL		10/23/2019		0	0	4	0	0	0	4	464	464	0	0	0
000237790	RURAL HALL	NC		10/23/2019		0	0	1	0	0	0	1	1,381	1,381	0	0	0
000243685	DENTON	TX		10/23/2019		0	0	27	0	0	0	27	3,097	3,097	0	0	0
000241971	SOUTH LYON	MI		10/23/2019		0	0	(8)	0	0	0	(8)	491	491	0	0	0
000243352	JACKSON	GA		10/23/2019		0	0	1	0	0	0	1	594	594	0	0	0
000238706	SPENCER	IN		10/23/2019		0	0	3	0	0	0	3	481	481	0	0	0
000238035	COURTLAND	VA		10/23/2019		0	0	2	0	0	0	2	375	375	0	0	0
000242160	ARLINGTON	TX		10/23/2019		0	0	10	0	0	0	10	1,049	1,049	0	0	0
000240304	BRONX	NY		10/23/2019		0	0	5	0	0	0	5	2,535	2,535	0	0	0
000242493	BURLINGTON	NJ		10/23/2019		0	0	1	0	0	0	1	269	269	0	0	0
000238844	PORTERVILLE	CA		10/23/2019		0	0	(2)	0	0	0	(2)	648	648	0	0	0
000238173	HOSPERS	IA		10/23/2019		0	0	(6)	0	0	0	(6)	203	203	0	0	0
000238511	KIMBALL	MI		10/23/2019		0	0	5	0	0	0	5	1,190	1,190	0	0	0
000244350	CASSOPOLIS	MI		10/23/2019		0	0	0	0	0	0	0	47	47	0	0	0
000242355	PHILADELPHIA	PA		10/23/2019		0	0	(840)	0	0	0	(840)	7,330	7,330	0	0	0
000240442	COHUTTA	GA		10/23/2019		0	0	1	0	0	0	1	481	481	0	0	0
000237846	WEST ALEXANDRIA	OH		10/23/2019		0	0	(3)	0	0	0	(3)	753	753	0	0	0
000242022	JAMAICA	NY		10/23/2019		0	0	(7)	0	0	0	(7)	1,529	1,529	0	0	0

E02.48

STATEMENT AS OF JUNE 30, 2024 OF THE Reliance Standard Life Insurance Company

SCHEDULE B - PART 3

Showing All Mortgage Loans DISPOSED, Transferred or Repaid During the Current Quarter

1 Loan Number	2 Location		4 Loan Type	5 Date Acquired	6 Disposal Date	7 Book Value/ Recorded Investment Excluding Accrued Interest Prior Year	8 Change in Book Value/Recorded Investment						14 Book Value/ Recorded Investment Excluding Accrued Interest on Disposal	15 Consid- eration	16 Foreign Exchange Gain (Loss) on Disposal	17 Realized Gain (Loss) on Disposal	18 Total Gain (Loss) on Disposal
	2 City	3 State					8 Unrealized Valuation Increase/ (Decrease)	9 Current Year's (Amortization) /Accretion	10 Current Year's Other- Than- Temporary Impairment Recognized	11 Capitalized Deferred Interest and Other	12 Total Change in Book Value (8+9-10+11)	13 Total Foreign Exchange Change in Book Value					
000239227	MEXICO	MO.		10/23/2019		0	0	1	0	0	0	1	0	490	490	0	0
000238225	LANCASTER	OH.		10/23/2019		0	0	0	0	0	0	0	0	917	917	0	0
000238701	STANLEY	NC.		10/23/2019		0	0	0	0	0	0	0	0	548	548	0	0
000237841	JOHNSTON	SC.		10/23/2019		0	0	(7)	0	0	0	(7)	0	670	670	0	0
000243831	NORTHPORT	AL.		10/23/2019		0	0	(26)	0	0	0	(26)	0	1,854	1,854	0	0
000238363	REVERE	MA.		10/23/2019		0	0	4	0	0	0	4	0	2,948	2,948	0	0
000240636	DAVENPORT	FL.		10/23/2019		0	0	0	0	0	0	0	0	874	874	0	0
000239889	GIBSONVILLE	NC.		10/23/2019		0	0	1	0	0	0	1	0	800	800	0	0
000237703	CATASAUQUA	PA.		10/23/2019		0	0	8	0	0	0	8	0	996	996	0	0
000240969	ORLANDO	FL.		10/23/2019		0	0	(1)	0	0	0	(1)	0	486	486	0	0
000244686	OWINGS MILLS	MD.		10/23/2019		0	0	4	0	0	0	4	0	788	788	0	0
000239700	SANFORD	FL.		10/23/2019		0	0	5	0	0	0	5	0	1,881	1,881	0	0
000239362	BATON ROUGE	LA.		10/23/2019		0	0	0	0	0	0	0	0	961	961	0	0
000239695	ROCHESTER	PA.		10/23/2019		0	0	3	0	0	0	3	0	972	972	0	0
000242689	HOUSTON	TX.		10/23/2019		0	0	0	0	0	0	0	0	1,388	1,388	0	0
000238224	LAKELAND	FL.		10/23/2019		0	0	0	0	0	0	0	0	831	831	0	0
000243161	ITALY	TX.		10/23/2019		0	0	0	0	0	0	0	0	802	802	0	0
000244548	MATTAPAN	MA.		10/23/2019		0	0	(21)	0	0	0	(21)	0	2,684	2,684	0	0
000243492	ADELANTO	CA.		10/23/2019		0	0	(5)	0	0	0	(5)	0	141	141	0	0
000239030	WALDORF	MD.		10/23/2019		0	0	11	0	0	0	11	0	3,647	3,647	0	0
000238362	MANTECA	CA.		10/23/2019		0	0	3	0	0	0	3	0	1,190	1,190	0	0
000237840	DENHAM SPRINGS	LA.		10/23/2019		0	0	(2)	0	0	0	(2)	0	1,045	1,045	0	0
000241164	SHELBYVILLE	TN.		10/23/2019		0	0	0	0	0	0	0	0	89	89	0	0
000244491	SPRINGFIELD	MA.		10/23/2019		0	0	1	0	0	0	1	0	447	447	0	0
000241026	IRRIGON	OR.		10/23/2019		0	0	(11)	0	0	0	(11)	0	891	891	0	0
000241497	LAKE JACKSON	TX.		10/23/2019		0	0	(4)	0	0	0	(4)	0	697	697	0	0
000237697	CONWAY	SC.		10/23/2019		0	0	5	0	0	0	5	0	569	569	0	0
000239419	WILLIAMSTOWN	NJ.		10/23/2019		0	0	(3)	0	0	0	(3)	0	1,103	1,103	0	0
000237702	OMAHA	NE.		10/23/2019		0	0	(12)	0	0	0	(12)	0	2,086	2,086	0	0
000249063	DARDANELLE	AR.		10/23/2019		0	0	1	0	0	0	1	0	584	584	0	0
000243216	STATESVILLE	NC.		10/23/2019		0	0	0	0	0	0	0	0	164	164	0	0
000242833	HILLSBORO	MO.		10/23/2019		0	0	(2)	0	0	0	(2)	0	1,883	1,883	0	0
000242024	FISHKILL	NY.		10/23/2019		0	0	(31)	0	0	0	(31)	0	2,393	2,393	0	0
000242500	BROWNSVILLE	TX.		10/23/2019		0	0	3	0	0	0	3	0	462	462	0	0
000240297	NEW ORLEANS	LA.		10/23/2019		0	0	0	0	0	0	0	0	208	208	0	0
000237558	ZIMMERMAN	MN.		10/23/2019		0	0	0	0	0	0	0	0	274	274	0	0
000238556	CROSSVILLE	AL.		10/23/2019		0	0	(6)	0	0	0	(6)	0	668	668	0	0
000243160	ROGERSVILLE	TN.		10/23/2019		0	0	(13)	0	0	0	(13)	0	1,662	1,662	0	0
000238227	LACASSINE	LA.		10/23/2019		0	0	0	0	0	0	0	0	469	469	0	0
000241165	SOMERVILLE	AL.		10/23/2019		0	0	3	0	0	0	3	0	1,202	1,202	0	0
000239887	FRANKFORT	KY.		10/23/2019		0	0	(1)	0	0	0	(1)	0	75	75	0	0
000242502	SUAMICO	WI.		10/23/2019		0	0	0	0	0	0	0	0	46	46	0	0
000240301	CAMBRIDGE	MN.		10/23/2019		0	0	3	0	0	0	3	0	1,290	1,290	0	0
000242164	SAN ANTONIO	TX.		10/23/2019		0	0	0	0	0	0	0	0	58	58	0	0
000238365	SPRING	TX.		10/23/2019		0	0	2	0	0	0	2	0	995	995	0	0
000238698	JACKSON	GA.		10/23/2019		0	0	0	0	0	0	0	0	375	375	0	0
000241498	PLANO	TX.		10/23/2019		0	0	(1)	0	0	0	(1)	0	587	587	0	0
000238032	BERNE	IN.		10/23/2019		0	0	(2)	0	0	0	(2)	0	848	848	0	0
000239554	BROADALBIN	NY.		10/23/2019		0	0	4	0	0	0	4	0	893	893	0	0
000241836	MIAMI GARDENS	FL.		10/23/2019		0	0	0	0	0	0	0	0	1,782	1,782	0	0
000241642	OKLAHOMA CITY	OK.		10/23/2019		0	0	0	0	0	0	0	0	641	641	0	0

E02.49

STATEMENT AS OF JUNE 30, 2024 OF THE Reliance Standard Life Insurance Company

SCHEDULE B - PART 3

Showing All Mortgage Loans DISPOSED, Transferred or Repaid During the Current Quarter

1 Loan Number	2 Location		4 Loan Type	5 Date Acquired	6 Disposal Date	7 Book Value/ Recorded Investment Excluding Accrued Interest Prior Year	8 Change in Book Value/Recorded Investment					14 Book Value/ Recorded Investment Excluding Accrued Interest on Disposal	15 Consid- eration	16 Foreign Exchange Gain (Loss) on Disposal	17 Realized Gain (Loss) on Disposal	18 Total Gain (Loss) on Disposal	
	2 City	3 State					8 Unrealized Valuation Increase/ (Decrease)	9 Current Year's (Amortization) /Accretion	10 Current Year's Other- Than- Temporary Impairment Recognized	11 Capitalized Deferred Interest and Other	12 Total Change in Book Value (8+9-10+11)						13 Total Foreign Exchange Change in Book Value
000249062	PISGAH FOREST	NC		10/23/2019		0	0	2	0	0	0	2	0	1,225	1,225	0	0
000239693	RUSSELLVILLE	AL		10/23/2019		0	0	0	0	0	0	0	0	257	257	0	0
000244688	CHOCTAW	OK		10/23/2019		0	0	5	0	0	0	5	0	549	549	0	0
000242501	TRENTON	OH		10/23/2019		0	0	(4)	0	0	0	(4)	0	1,216	1,216	0	0
000243496	MCDONOUGH	GA		10/23/2019		0	0	5	0	0	0	5	0	1,212	1,212	0	0
000243501	SCAPPOOSE	OR		10/23/2019		0	0	0	0	0	0	0	0	1,412	1,412	0	0
000241780	MUSTANG	OK		10/23/2019		0	0	0	0	0	0	0	0	730	730	0	0
000243163	MARTINSBURG	WV		10/23/2019		0	0	3	0	0	0	3	0	600	600	0	0
000238226	HUTTO	TX		10/23/2019		0	0	(2)	0	0	0	(2)	0	1,110	1,110	0	0
000240157	LOUISVILLE	KY		10/23/2019		0	0	1	0	0	0	1	0	753	753	0	0
000238697	LACY LAKEVIEW	TX		10/23/2019		0	0	3	0	0	0	3	0	593	593	0	0
000244160	SAN ANTONIO	TX		10/23/2019		0	0	(1)	0	0	0	(1)	0	1,257	1,257	0	0
000240295	GREENWELL SPRINGS	LA		10/23/2019		0	0	2	0	0	0	2	0	883	883	0	0
000237704	CINCINNATI	OH		10/23/2019		0	0	0	0	0	0	0	0	618	618	0	0
000240300	SOUTHAVEN	MS		10/23/2019		0	0	(2)	0	0	0	(2)	0	237	237	0	0
000242503	TUSCALOOSA	AL		10/23/2019		0	0	0	0	0	0	0	0	772	772	0	0
000242498	DELMAR	MD		10/23/2019		0	0	1	0	0	0	1	0	1,275	1,275	0	0
000243689	NASHVILLE	TN		10/23/2019		0	0	(4)	0	0	0	(4)	0	1,051	1,051	0	0
000249118	ROCKFORD	MI		10/23/2019		0	0	6	0	0	0	6	0	1,071	1,071	0	0
000244021	SANFORD	FL		10/23/2019		0	0	(4)	0	0	0	(4)	0	819	819	0	0
000238840	SCOTTSBORO	AL		10/23/2019		0	0	2	0	0	0	2	0	1,151	1,151	0	0
000242165	BOLINGBROOK	IL		10/23/2019		0	0	(5)	0	0	0	(5)	0	583	583	0	0
000243218	ARANSAS PASS	TX		10/23/2019		0	0	(3)	0	0	0	(3)	0	883	883	0	0
000239079	SALISBURY	MD		10/23/2019		0	0	(2)	0	0	0	(2)	0	1,035	1,035	0	0
000241976	COLUMBUS	OH		10/23/2019		0	0	(26)	0	0	0	(26)	0	1,577	1,577	0	0
000243971	FREDERICKSBURG	VA		10/23/2019		0	0	(16)	0	0	0	(16)	0	993	993	0	0
000244687	ROSLINDALE	MA		10/23/2019		0	0	17	0	0	0	17	0	1,994	1,994	0	0
000237366	DURHAM	NC		10/23/2019		0	0	(3)	0	0	0	(3)	0	1,132	1,132	0	0
000243162	CASA GRANDE	AZ		10/23/2019		0	0	1	0	0	0	1	0	481	481	0	0
000241781	CHILI	NY		10/23/2019		0	0	2	0	0	0	2	0	586	586	0	0
000243833	MOBILE	AL		10/23/2019		0	0	(8)	0	0	0	(8)	0	609	609	0	0
000239694	THATCHER	AZ		10/23/2019		0	0	(1)	0	0	0	(1)	0	485	485	0	0
000249061	SIKESTON	MO		10/23/2019		0	0	1	0	0	0	1	0	1,074	1,074	0	0
000244549	DOVER	DE		10/23/2019		0	0	(1)	0	0	0	(1)	0	702	702	0	0
000238558	SOMERSET	KY		10/23/2019		0	0	2	0	0	0	2	0	1,151	1,151	0	0
000243500	MOUNDVILLE	AL		10/23/2019		0	0	2	0	0	0	2	0	563	563	0	0
000240645	HILLSVILLE	VA		10/23/2019		0	0	4	0	0	0	4	0	595	595	0	0
000243208	UTICA	KY		10/23/2019		0	0	(1)	0	0	0	(1)	0	413	413	0	0
000240312	KILLEEN	TX		10/23/2019		0	0	5	0	0	0	5	0	748	748	0	0
000239656	SIMPSONVILLE	SC		10/23/2019		0	0	1	0	0	0	1	0	234	234	0	0
000242153	CARROLLTON	TX		10/23/2019		0	0	(1)	0	0	0	(1)	0	744	744	0	0
000244483	WICHITA	KS		10/23/2019		0	0	(1)	0	0	0	(1)	0	272	272	0	0
000240978	THOMPSONS STATION	TN		10/23/2019		0	0	(6)	0	0	0	(6)	0	1,265	1,265	0	0
000238519	LIBERAL	KS		10/23/2019		0	0	(2)	0	0	0	(2)	0	1,161	1,161	0	0
000244678	BELLEVILLE	IL		10/23/2019		0	0	(3)	0	0	0	(3)	0	916	916	0	0
000242962	BURGHILL	OH		10/23/2019		0	0	1	0	0	0	1	0	352	352	0	0
000240450	NEOSH	MO		10/23/2019		0	0	1	0	0	0	1	0	420	420	0	0
000244207	CALLAHAN	FL		10/23/2019		0	0	(1)	0	0	0	(1)	0	1,558	1,558	0	0
000244206	GLENDALE	AZ		10/23/2019		0	0	(3)	0	0	0	(3)	0	917	917	0	0
000241155	PINCKNEY	MI		10/23/2019		0	0	(5)	0	0	0	(5)	0	1,301	1,301	0	0
000243152	MCALISTER	OK		10/23/2019		0	0	0	0	0	0	0	0	1,091	1,091	0	0

E02.50

STATEMENT AS OF JUNE 30, 2024 OF THE Reliance Standard Life Insurance Company

SCHEDULE B - PART 3

Showing All Mortgage Loans DISPOSED, Transferred or Repaid During the Current Quarter

1 Loan Number	2 Location		4 Loan Type	5 Date Acquired	6 Disposal Date	7 Book Value/ Recorded Investment Excluding Accrued Interest Prior Year	8 Change in Book Value/Recorded Investment						14 Book Value/ Recorded Investment Excluding Accrued Interest on Disposal	15 Consid- eration	16 Foreign Exchange Gain (Loss) on Disposal	17 Realized Gain (Loss) on Disposal	18 Total Gain (Loss) on Disposal
	2 City	3 State					8 Unrealized Valuation Increase/ (Decrease)	9 Current Year's (Amortization) /Accretion	10 Current Year's Other- Than- Temporary Impairment Recognized	11 Capitalized Deferred Interest and Other	12 Total Change in Book Value (8+9-10+11)	13 Total Foreign Exchange Change in Book Value					
000238795	NEESES	SC		10/23/2019		0	0	(1)	0	0	0	(1)	0	784	784	0	0
000241826	RIVERSIDE	CA		10/23/2019		0	0	(13)	0	0	0	(13)	0	2,946	2,946	0	0
000241017	LOUISVILLE	KY		10/23/2019		0	0	(5)	0	0	0	(5)	0	1,419	1,419	0	0
000237464	FRIENDSWOOD	TX		10/23/2019		0	0	(1)	0	0	0	(1)	0	547	547	0	0
000240839	CLIFTON	NJ		10/23/2019		0	0	(1)	0	0	0	(1)	0	1,486	1,486	0	0
000242209	CHARLOTTE	NC		10/23/2019		0	0	(5)	0	0	0	(5)	0	1,284	1,284	0	0
000240506	DORR	MI		10/23/2019		0	0	(1)	0	0	0	(1)	0	644	644	0	0
000238940	GAS CITY	IN		10/23/2019		0	0	0	0	0	0	0	0	644	644	0	0
000241964	GREEN BAY	WI		10/23/2019		0	0	(4)	0	0	0	(4)	0	1,325	1,325	0	0
000241770	PITTSBURGH	PA		10/23/2019		0	0	11	0	0	0	11	0	2,739	2,739	0	0
000240311	HOUSTON	TX		10/23/2019		0	0	2	0	0	0	2	0	353	353	0	0
000243678	HIXSON	TN		10/23/2019		0	0	(3)	0	0	0	(3)	0	1,132	1,132	0	0
000240644	JEFFERSONVILLE	IN		10/23/2019		0	0	4	0	0	0	4	0	938	938	0	0
000239657	HARRINGTON	DE		10/23/2019		0	0	1	0	0	0	1	0	998	998	0	0
000242154	JACKSON	MS		10/23/2019		0	0	(4)	0	0	0	(4)	0	377	377	0	0
000243207	MOBILE	AL		10/23/2019		0	0	5	0	0	0	5	0	1,481	1,481	0	0
000244344	LOUISVILLE	KY		10/23/2019		0	0	0	0	0	0	0	0	437	437	0	0
000243960	SAN ANTONIO	TX		10/23/2019		0	0	(19)	0	0	0	(19)	0	1,127	1,127	0	0
000240782	ELK RIVER	MN		10/23/2019		0	0	2	0	0	0	2	0	1,092	1,092	0	0
000244677	EVERETT	MA		10/23/2019		0	0	3	0	0	0	3	0	552	552	0	0
000242016	HOMESTEAD	FL		10/23/2019		0	0	0	0	0	0	0	0	1,040	1,040	0	0
000239800	LA GRANGE	KY		10/23/2019		0	0	12	0	0	0	12	0	1,464	1,464	0	0
000243822	DOUGLASVILLE	GA		10/23/2019		0	0	0	0	0	0	0	0	578	578	0	0
000239463	MILWAUKEE	WI		10/23/2019		0	0	(12)	0	0	0	(12)	0	97	97	0	0
000240838	LIVINGSTON MANOR	NY		10/23/2019		0	0	3	0	0	0	3	0	788	788	0	0
000243484	PANAMA CITY	FL		10/23/2019		0	0	1	0	0	0	1	0	687	687	0	0
000241632	PORTAGE	IN		10/23/2019		0	0	19	0	0	0	19	0	2,758	2,758	0	0
000242630	CHANNELVIEW	TX		10/23/2019		0	0	(3)	0	0	0	(3)	0	1,376	1,376	0	0
000237801	WILLACOOCHIEE	GA		10/23/2019		0	0	(11)	0	0	0	(11)	0	749	749	0	0
000240505	MARTINSBURG	WV		10/23/2019		0	0	3	0	0	0	3	0	1,381	1,381	0	0
000240167	CROWN POINT	IN		10/23/2019		0	0	0	0	0	0	0	0	984	984	0	0
000238941	SWAINSBORO	GA		10/23/2019		0	0	1	0	0	0	1	0	530	530	0	0
000243346	UNION	SC		10/23/2019		0	0	(6)	0	0	0	(6)	0	545	545	0	0
000237796	VANDALIA	IL		10/23/2019		0	0	(1)	0	0	0	(1)	0	952	952	0	0
000243630	OMAHA	NE		10/23/2019		0	0	1	0	0	0	1	0	540	540	0	0
000240643	MACUNGIE	PA		10/23/2019		0	0	6	0	0	0	6	0	1,291	1,291	0	0
000239792	GRAND RAPIDS	MN		10/23/2019		0	0	1	0	0	0	1	0	844	844	0	0
000240310	YORK	PA		10/23/2019		0	0	(5)	0	0	0	(5)	0	559	559	0	0
000244209	BRONX	NY		10/23/2019		0	0	(32)	0	0	0	(32)	0	2,148	2,148	0	0
000237610	AUGUSTA	GA		10/23/2019		0	0	0	0	0	0	0	0	23	23	0	0
000249054	BATON ROUGE	LA		10/23/2019		0	0	3	0	0	0	3	0	1,417	1,417	0	0
000243154	TULLAHOMA	TN		10/23/2019		0	0	0	0	0	0	0	0	701	701	0	0
000240499	MOUNDSVILLE	WV		10/23/2019		0	0	(1)	0	0	0	(1)	0	145	145	0	0
000237942	GULFPORT	MS		10/23/2019		0	0	0	0	0	0	0	0	699	699	0	0
000240837	EGG HARBOR TOWNSHIP	NJ		10/23/2019		0	0	0	0	0	0	0	0	1,025	1,025	0	0
000239849	CONWAY	SC		10/23/2019		0	0	0	0	0	0	0	0	463	463	0	0
000242964	ROSCOMMON	MI		10/23/2019		0	0	(35)	0	0	0	(35)	0	2,584	2,584	0	0
000237799	MCGUFFEY	OH		10/23/2019		0	0	(8)	0	0	0	(8)	0	319	319	0	0
000238797	OXFORD	NC		10/23/2019		0	0	2	0	0	0	2	0	672	672	0	0
000238802	LANOKA HARBOR	NJ		10/23/2019		0	0	6	0	0	0	6	0	949	949	0	0
000244152	EUNICE	LA		10/23/2019		0	0	3	0	0	0	3	0	263	263	0	0

E02.51

STATEMENT AS OF JUNE 30, 2024 OF THE Reliance Standard Life Insurance Company

SCHEDULE B - PART 3

Showing All Mortgage Loans DISPOSED, Transferred or Repaid During the Current Quarter

1 Loan Number	2 Location		4 Loan Type	5 Date Acquired	6 Disposal Date	7 Book Value/ Recorded Investment Excluding Accrued Interest Prior Year	8 Change in Book Value/Recorded Investment						14 Book Value/ Recorded Investment Excluding Accrued Interest on Disposal	15 Consid- eration	16 Foreign Exchange Gain (Loss) on Disposal	17 Realized Gain (Loss) on Disposal	18 Total Gain (Loss) on Disposal
	2 City	3 State					8 Unrealized Valuation Increase/ (Decrease)	9 Current Year's (Amortization) /Accretion	10 Current Year's Other- Than- Temporary Impairment Recognized	11 Capitalized Deferred Interest and Other	12 Total Change in Book Value (8+9-10+11)	13 Total Foreign Exchange Change in Book Value					
000242631	CHESTERFIELD	VA		10/23/2019		0	0	6	0	0	0	6	0	460	460	0	0
000237804	RUTLAND	OH		10/23/2019		0	0	0	0	0	0	0	0	151	151	0	0
000244485	UPPER MARLBORO	MD		10/23/2019		0	0	9	0	0	0	9	0	1,519	1,519	0	0
000239987	SUGAR MOUNTAIN	NC		10/23/2019		0	0	2	0	0	0	2	0	1,063	1,063	0	0
000244014	FRESNO	TX		10/23/2019		0	0	2	0	0	0	2	0	588	588	0	0
000239178	RIPLEY	TN		10/23/2019		0	0	(5)	0	0	0	(5)	0	785	785	0	0
000240780	SORRENTO	FL		10/23/2019		0	0	0	0	0	0	0	0	2,267	2,267	0	0
000242827	OWOSSO	MI		10/23/2019		0	0	(5)	0	0	0	(5)	0	583	583	0	0
000243291	SCOTTSVILLE	NY		10/23/2019		0	0	9	0	0	0	9	0	988	988	0	0
000242489	NORTH BERGEN	NJ		10/23/2019		0	0	(5)	0	0	0	(5)	0	1,262	1,262	0	0
000244208	GRINDSTONE	PA		10/23/2019		0	0	0	0	0	0	0	0	878	878	0	0
000240836	BALTIMORE	MD		10/23/2019		0	0	0	0	0	0	0	0	526	526	0	0
000240498	CLERMONT	FL		10/23/2019		0	0	5	0	0	0	5	0	1,583	1,583	0	0
000238658	RICHMOND	TX		10/23/2019		0	0	3	0	0	0	3	0	777	777	0	0
000240503	CUMBERLAND	MD		10/23/2019		0	0	0	0	0	0	0	0	426	426	0	0
000241158	LEESBURG	FL		10/23/2019		0	0	(2)	0	0	0	(2)	0	872	872	0	0
000242965	ZEBULON	NC		10/23/2019		0	0	2	0	0	0	2	0	953	953	0	0
000240027	BRANDON	MS		10/23/2019		0	0	2	0	0	0	2	0	766	766	0	0
000238801	ST HELENA ISLAND	SC		10/23/2019		0	0	0	0	0	0	0	0	490	490	0	0
000237465	CICERO	IL		10/23/2019		0	0	(2)	0	0	0	(2)	0	672	672	0	0
000240974	ACWORTH	GA		10/23/2019		0	0	(6)	0	0	0	(6)	0	471	471	0	0
000239517	SHELBY	NC		10/23/2019		0	0	1	0	0	0	1	0	510	510	0	0
000242156	GROESBECK	TX		10/23/2019		0	0	1	0	0	0	1	0	460	460	0	0
000243348	OKMULGEE	OK		10/23/2019		0	0	(1)	0	0	0	(1)	0	246	246	0	0
000244151	CLEVELAND	TX		10/23/2019		0	0	3	0	0	0	3	0	562	562	0	0
000242632	FORT WORTH	TX		10/23/2019		0	0	(5)	0	0	0	(5)	0	915	915	0	0
000242294	WEST POINT	GA		10/23/2019		0	0	(2)	0	0	0	(2)	0	781	781	0	0
000239179	NEOSHO	MO		10/23/2019		0	0	0	0	0	0	0	0	1,133	1,133	0	0
000241829	CHARLOTTE	NC		10/23/2019		0	0	3	0	0	0	3	0	675	675	0	0
000240165	RANCHO MIRAGE	CA		10/23/2019		0	0	5	0	0	0	5	0	1,528	1,528	0	0
000244349	BLOOMINGTON	IN		10/23/2019		0	0	0	0	0	0	0	0	545	545	0	0
000243294	TEMPLE	GA		10/23/2019		0	0	2	0	0	0	2	0	418	418	0	0
000237460	JACKSONVILLE	FL		10/23/2019		0	0	(24)	0	0	0	(24)	0	575	575	0	0
000242019	PALMYRA	VA		10/23/2019		0	0	3	0	0	0	3	0	245	245	0	0
000244016	KATY	TX		10/23/2019		0	0	1	0	0	0	1	0	867	867	0	0
000239790	RICHLAND CENTER	WI		10/23/2019		0	0	3	0	0	0	3	0	636	636	0	0
000241635	KENLY	NC		10/23/2019		0	0	(1)	0	0	0	(1)	0	607	607	0	0
000241968	ALLEN	TX		10/23/2019		0	0	3	0	0	0	3	0	1,076	1,076	0	0
000239037	CANAL WINCHESTER	OH		10/23/2019		0	0	(9)	0	0	0	(9)	0	1,360	1,360	0	0
000238320	CORBIN	KY		10/23/2019		0	0	2	0	0	0	2	0	891	891	0	0
000241440	ARLINGTON	TX		10/23/2019		0	0	(38)	0	0	0	(38)	0	1,396	1,396	0	0
000240359	PEORIA	IL		10/23/2019		0	0	2	0	0	0	2	0	861	861	0	0
000243156	MADISON HEIGHTS	VA		10/23/2019		0	0	2	0	0	0	2	0	807	807	0	0
000237988	DUNN	NC		10/23/2019		0	0	1	0	0	0	1	0	805	805	0	0
000240164	SANTA CLARITA	CA		10/23/2019		0	0	(2)	0	0	0	(2)	0	149	149	0	0
000240502	FLORENCE	AZ		10/23/2019		0	0	3	0	0	0	3	0	854	854	0	0
000242300	FORT WORTH	TX		10/23/2019		0	0	(8)	0	0	0	(8)	0	882	882	0	0
000244630	SIMI VALLEY	CA		10/23/2019		0	0	13	0	0	0	13	0	10,580	10,580	0	0
000239176	CONWAY	AR		10/23/2019		0	0	1	0	0	0	1	0	727	727	0	0
000242771	WALKER	LA		10/23/2019		0	0	5	0	0	0	5	0	1,287	1,287	0	0
000244154	CHATTANOOGA	TN		10/23/2019		0	0	0	0	0	0	0	0	432	432	0	0

E02.52

STATEMENT AS OF JUNE 30, 2024 OF THE Reliance Standard Life Insurance Company

SCHEDULE B - PART 3

Showing All Mortgage Loans DISPOSED, Transferred or Repaid During the Current Quarter

1 Loan Number	2 Location		4 Loan Type	5 Date Acquired	6 Disposal Date	7 Book Value/ Recorded Investment Excluding Accrued Interest Prior Year	8 Change in Book Value/Recorded Investment						14 Book Value/ Recorded Investment Excluding Accrued Interest on Disposal	15 Consid- eration	16 Foreign Exchange Gain (Loss) on Disposal	17 Realized Gain (Loss) on Disposal	18 Total Gain (Loss) on Disposal
	2 City	3 State					8 Unrealized Valuation Increase/ (Decrease)	9 Current Year's (Amortization) /Accretion	10 Current Year's Other- Than- Temporary Impairment Recognized	11 Capitalized Deferred Interest and Other	12 Total Change in Book Value (8+9-10+11)	13 Total Foreign Exchange Change in Book Value					
000238038	FAIRBORN	OH		10/23/2019		0	0	(1)	0	0	0	(1)	0	591	591	0	0
000242157	CRYSTAL LAKE	IL		10/23/2019		0	0	1	0	0	0	0	0	285	285	0	0
000240973	MIAMI	FL		10/23/2019		0	0	4	0	0	0	4	0	1,425	1,425	0	0
000243300	IRVINGTON	AL		10/23/2019		0	0	(2)	0	0	0	(2)	0	843	843	0	0
000240640	MAGNOLIA	TX		10/23/2019		0	0	6	0	0	0	6	0	1,065	1,065	0	0
000238514	NATCHITOCHEES	LA		10/23/2019		0	0	0	0	0	0	0	0	683	683	0	0
000244348	NEW CASTLE	IN		10/23/2019		0	0	0	0	0	0	0	0	58	58	0	0
000239320	BLYTHEWOOD	SC		10/23/2019		0	0	1	0	0	0	1	0	835	835	0	0
000249059	KNOXVILLE	TN		10/23/2019		0	0	1	0	0	0	1	0	1,035	1,035	0	0
000239791	HORIZON CITY	TX		10/23/2019		0	0	5	0	0	0	5	0	1,058	1,058	0	0
000243293	JEFFERSON	OH		10/23/2019		0	0	1	0	0	0	1	0	431	431	0	0
000240025	LUSBY	MD		10/23/2019		0	0	6	0	0	0	6	0	1,500	1,500	0	0
000240834	BROOKLYN	NY		10/23/2019		0	0	13	0	0	0	13	0	2,212	2,212	0	0
000237987	SPRINGFIELD	GA		10/23/2019		0	0	(4)	0	0	0	(4)	0	1,098	1,098	0	0
000244292	WEST HAVEN	CT		10/23/2019		0	0	0	0	0	0	0	0	453	453	0	0
000242301	NEWARK	TX		10/23/2019		0	0	(2)	0	0	0	(2)	0	1,029	1,029	0	0
000242634	LAGRANGE	GA		10/23/2019		0	0	0	0	0	0	0	0	1,127	1,127	0	0
000242967	GETTYSBURG	PA		10/23/2019		0	0	2	0	0	0	2	0	1,282	1,282	0	0
000244291	HARTFORD	CT		10/23/2019		0	0	1	0	0	0	1	0	410	410	0	0
000238708	VICKSBURG	MS		10/23/2019		0	0	(8)	0	0	0	(8)	0	773	773	0	0
000243017	CLAYTON	NC		10/23/2019		0	0	3	0	0	0	3	0	1,989	1,989	0	0
000238037	PARK HILL	OK		10/23/2019		0	0	0	0	0	0	0	0	501	501	0	0
000243826	HUNTERSVILLE	NC		10/23/2019		0	0	0	0	0	0	0	0	268	268	0	0
000239515	ALTON	NH		10/23/2019		0	0	7	0	0	0	7	0	1,243	1,243	0	0
000237321	EUREKA	KS		10/23/2019		0	0	1	0	0	0	1	0	281	281	0	0
000237515	MANSFIELD	TX		10/23/2019		0	0	2	0	0	0	2	0	689	689	0	0
000238988	BARNWELL	SC		10/23/2019		0	0	(30)	0	0	0	(30)	0	2,679	2,679	0	0
000240501	TRAFFORD	AL		10/23/2019		0	0	2	0	0	0	2	0	220	220	0	0
000244153	ROSENBERG	TX		10/23/2019		0	0	6	0	0	0	6	0	1,121	1,121	0	0
000238846	EFFINGHAM	IL		10/23/2019		0	0	1	0	0	0	1	0	962	962	0	0
000241580	ORLANDO	FL		10/23/2019		0	0	(7)	0	0	0	(7)	0	1,185	1,185	0	0
000239653	NORTHPORT	AL		10/23/2019		0	0	2	0	0	0	2	0	840	840	0	0
000238517	PANA	IL		10/23/2019		0	0	1	0	0	0	1	0	577	577	0	0
000239368	NILES	MI		10/23/2019		0	0	8	0	0	0	8	0	1,037	1,037	0	0
000243158	SPENCER	MA		10/23/2019		0	0	2	0	0	0	2	0	994	994	0	0
000244018	PEARLAND	TX		10/23/2019		0	0	5	0	0	0	5	0	441	441	0	0
000237657	SALEM	NH		10/23/2019		0	0	7	0	0	0	7	0	1,015	1,015	0	0
000239706	BETHALTO	IL		10/23/2019		0	0	2	0	0	0	2	0	569	569	0	0
000241775	COMPTON AREA	CA		10/23/2019		0	0	(1)	0	0	0	(1)	0	145	145	0	0
000244295	NEW BRITAIN	CT		10/23/2019		0	0	2	0	0	0	2	0	2,496	2,496	0	0
000242441	RICHMOND HILL	NY		10/23/2019		0	0	10	0	0	0	10	0	3,224	3,224	0	0
000239511	SCOTTSBUFF	NE		10/23/2019		0	0	1	0	0	0	1	0	299	299	0	0
000240024	LONGVIEW	WA		10/23/2019		0	0	(46)	0	0	0	(46)	0	2,552	2,552	0	0
000240833	BRONX	NY		10/23/2019		0	0	0	0	0	0	0	0	1,737	1,737	0	0
000239844	CHARENTON	LA		10/23/2019		0	0	(1)	0	0	0	(1)	0	46	46	0	0
000238322	MARIETTA	PA		10/23/2019		0	0	2	0	0	0	2	0	1,691	1,691	0	0
000242968	MASON	MI		10/23/2019		0	0	0	0	0	0	0	0	141	141	0	0
000237518	FAYETTEVILLE	NC		10/23/2019		0	0	3	0	0	0	3	0	354	354	0	0
000244156	SAN ANTONIO	TX		10/23/2019		0	0	1	0	0	0	1	0	1,109	1,109	0	0
000240162	CHESTER	VA		10/23/2019		0	0	0	0	0	0	0	0	144	144	0	0
000240500	RICHTON	MS		10/23/2019		0	0	3	0	0	0	3	0	587	587	0	0

E02.53

STATEMENT AS OF JUNE 30, 2024 OF THE Reliance Standard Life Insurance Company

SCHEDULE B - PART 3

Showing All Mortgage Loans DISPOSED, Transferred or Repaid During the Current Quarter

1 Loan Number	2 Location		4 Loan Type	5 Date Acquired	6 Disposal Date	7 Book Value/ Recorded Investment Excluding Accrued Interest Prior Year	8 Change in Book Value/Recorded Investment						14 Book Value/ Recorded Investment Excluding Accrued Interest on Disposal	15 Consid- eration	16 Foreign Exchange Gain (Loss) on Disposal	17 Realized Gain (Loss) on Disposal	18 Total Gain (Loss) on Disposal
	2 City	3 State					8 Unrealized Valuation Increase/ (Decrease)	9 Current Year's (Amortization) /Accretion	10 Current Year's Other- Than- Temporary Impairment Recognized	11 Capitalized Deferred Interest and Other	12 Total Change in Book Value (8+9-10+11)	13 Total Foreign Exchange Change in Book Value					
000240495	LATROBE	PA		10/23/2019		0	0	1	0	0	0	1	0	615	615	0	0
000239174	EUREKA	IL		10/23/2019		0	0	2	0	0	0	2	0	1,169	1,169	0	0
000243440	ADEL	GA		10/23/2019		0	0	(1)	0	0	0	(1)	0	865	865	0	0
000242302	LIMA	OH		10/23/2019		0	0	(8)	0	0	0	(8)	0	1,130	1,130	0	0
000239650	DANVILLE	VA		10/23/2019		0	0	2	0	0	0	2	0	958	958	0	0
000241581	BALTIMORE	MD		10/23/2019		0	0	1	0	0	0	1	0	181	181	0	0
000249057	FORNEY	TX		10/23/2019		0	0	(2)	0	0	0	(2)	0	97	97	0	0
000240689	DICKSON	TN		10/23/2019		0	0	1	0	0	0	1	0	732	732	0	0
000238178	OCALA	FL		10/23/2019		0	0	(1)	0	0	0	(1)	0	159	159	0	0
000242442	RICHMOND	VA		10/23/2019		0	0	1	0	0	0	1	0	305	305	0	0
000243157	WARRIOR	AL		10/23/2019		0	0	(2)	0	0	0	(2)	0	351	351	0	0
000242580	ALEXANDRIA	VA		10/23/2019		0	0	2	0	0	0	2	0	2,787	2,787	0	0
000237656	ORIENT	OH		10/23/2019		0	0	(7)	0	0	0	(7)	0	1,077	1,077	0	0
000242299	JOSHUA	TX		10/23/2019		0	0	1	0	0	0	1	0	630	630	0	0
000244294	WATERBURY	CT		10/23/2019		0	0	0	0	0	0	0	0	400	400	0	0
000242775	THREE RIVERS	MI		10/23/2019		0	0	(2)	0	0	0	(2)	0	313	313	0	0
000239369	MARION	VA		10/23/2019		0	0	(13)	0	0	0	(13)	0	1,413	1,413	0	0
000243019	BATH	NY		10/23/2019		0	0	0	0	0	0	0	0	525	525	0	0
000237989	MAIDENS	VA		10/23/2019		0	0	3	0	0	0	3	0	784	784	0	0
000240832	SILVER SPRING	MD		10/23/2019		0	0	(1)	0	0	0	(1)	0	269	269	0	0
000239513	STATESVILLE	NC		10/23/2019		0	0	2	0	0	0	2	0	1,111	1,111	0	0
000239175	BARDSTOWN	KY		10/23/2019		0	0	(7)	0	0	0	(7)	0	1,620	1,620	0	0
000241444	AYDEN	NC		10/23/2019		0	0	(10)	0	0	0	(10)	0	1,158	1,158	0	0
000241777	TOOELE	UT		10/23/2019		0	0	1	0	0	0	1	0	981	981	0	0
000242303	SAVANNAH	GA		10/23/2019		0	0	9	0	0	0	9	0	1,034	1,034	0	0
000239984	ONALASKA	WI		10/23/2019		0	0	2	0	0	0	2	0	1,049	1,049	0	0
000239651	POWELL	TN		10/23/2019		0	0	2	0	0	0	2	0	679	679	0	0
000238986	CHEYENNE	WY		10/23/2019		0	0	(1)	0	0	0	(1)	0	480	480	0	0
000243296	MORRIS	IL		10/23/2019		0	0	1	0	0	0	1	0	685	685	0	0
000243301	LINCOLN	AR		10/23/2019		0	0	0	0	0	0	(3)	0	1,102	1,102	0	0
000238848	WARD	AR		10/23/2019		0	0	1	0	0	0	1	0	614	614	0	0
000241920	MILWAUKEE	WI		10/23/2019		0	0	0	0	0	0	(3)	0	721	721	0	0
000237461	BEAUMONT	CA		10/23/2019		0	0	(3)	0	0	0	(3)	0	982	982	0	0
000240355	TUSCALOOSA	AL		10/23/2019		0	0	1	0	0	0	1	0	418	418	0	0
000243969	DUNCANVILLE	AL		10/23/2019		0	0	(24)	0	0	0	(24)	0	1,645	1,645	0	0
000238809	MONROE	NC		10/23/2019		0	0	(1)	0	0	0	(1)	0	1,375	1,375	0	0
000244302	NORTH CHARLES	SC		10/23/2019		0	0	(1)	0	0	0	(1)	0	387	387	0	0
000237949	BRISTOL	FL		10/23/2019		0	0	7	0	0	0	7	0	2,012	2,012	0	0
000240493	CASA GRANDE	AZ		10/23/2019		0	0	4	0	0	0	4	0	823	823	0	0
000240831	PORTSMOUTH	VA		10/23/2019		0	0	(1)	0	0	0	(1)	0	35	35	0	0
000240160	CANONSBURG	PA		10/23/2019		0	0	2	0	0	0	2	0	424	424	0	0
000244635	OLYMPIA	WA		10/23/2019		0	0	1	0	0	0	1	0	644	644	0	0
000244159	SAN ANTONIO	TX		10/23/2019		0	0	4	0	0	0	4	0	631	631	0	0
000238948	ACCOKEEK	MD		10/23/2019		0	0	11	0	0	0	11	0	1,471	1,471	0	0
000241445	VIRGINIA BEACH	VA		10/23/2019		0	0	8	0	0	0	8	0	1,273	1,273	0	0
000238614	VAN BUREN	AR		10/23/2019		0	0	0	0	0	0	0	0	344	344	0	0
000241778	CORDOVA	TN		10/23/2019		0	0	17	0	0	0	17	0	2,621	2,621	0	0
000237892	SAINT CLOUD	FL		10/23/2019		0	0	(3)	0	0	0	(3)	0	309	309	0	0
000239890	TURNER	ME		10/23/2019		0	0	371	0	0	0	371	0	373	373	0	0
000238752	MCALESTER	OK		10/23/2019		0	0	1	0	0	0	1	0	426	426	0	0
000237421	SAN ANTONIO	TX		10/23/2019		0	0	(1)	0	0	0	(1)	0	719	719	0	0

E02.54

STATEMENT AS OF JUNE 30, 2024 OF THE Reliance Standard Life Insurance Company

SCHEDULE B - PART 3

Showing All Mortgage Loans DISPOSED, Transferred or Repaid During the Current Quarter

1 Loan Number	2 Location		4 Loan Type	5 Date Acquired	6 Disposal Date	7 Book Value/ Recorded Investment Excluding Accrued Interest Prior Year	8 Change in Book Value/Recorded Investment					14 Book Value/ Recorded Investment Excluding Accrued Interest on Disposal	15 Consid- eration	16 Foreign Exchange Gain (Loss) on Disposal	17 Realized Gain (Loss) on Disposal	18 Total Gain (Loss) on Disposal	
	2 City	3 State					8 Unrealized Valuation Increase/ (Decrease)	9 Current Year's (Amortization) /Accretion	10 Current Year's Other- Than- Temporary Impairment Recognized	11 Capitalized Deferred Interest and Other	12 Total Change in Book Value (8+9-10+11)						13 Total Foreign Exchange Change in Book Value
000239808	CRESTVIEW	FL		10/23/2019		0	0	8	0	0	0	8	0	988	988	0	0
000241583	ROCKFORD	IL		10/23/2019		0	0	0	0	0	0	0	0	427	427	0	0
000239137	CUBA	NY		10/23/2019		0	0	(8)	0	0	0	(8)	0	444	444	0	0
000240216	JAMAICA	NY		10/23/2019		0	0	(8)	0	0	0	(8)	0	1,880	1,880	0	0
000244440	MUNCIE	IN		10/23/2019		0	0	0	0	0	0	0	0	407	407	0	0
000242444	HENDERSON	NC		10/23/2019		0	0	(3)	0	0	0	(3)	0	690	690	0	0
000240687	MORGAN CITY	LA		10/23/2019		0	0	2	0	0	0	2	0	662	662	0	0
000238808	HEARTLAND	TX		10/23/2019		0	0	1	0	0	0	1	0	719	719	0	0
000240354	INDIANAPOLIS	IN		10/23/2019		0	0	0	0	0	0	0	0	1,117	1,117	0	0
000244019	SAN ANTONIO	TX		10/23/2019		0	0	0	0	0	0	0	0	665	665	0	0
000241584	NEWMAN	GA		10/23/2019		0	0	0	0	0	0	0	0	659	659	0	0
000244296	BEAVER FALLS	PA		10/23/2019		0	0	4	0	0	0	4	0	489	489	0	0
000244634	SYRACUSE	NY		10/23/2019		0	0	0	0	0	0	0	0	454	454	0	0
000242639	BURLESON	TX		10/23/2019		0	0	14	0	0	0	14	0	2,062	2,062	0	0
000238137	HARRERS FERRY	WV		10/23/2019		0	0	2	0	0	0	2	0	495	495	0	0
000240830	BUTLER	NJ		10/23/2019		0	0	1	0	0	0	1	0	672	672	0	0
000240492	PRINCETON	LA		10/23/2019		0	0	2	0	0	0	2	0	961	961	0	0
000239082	WESTLAND	MI		10/23/2019		0	0	(2)	0	0	0	(2)	0	129	129	0	0
000238275	HERNANDO	MS		10/23/2019		0	0	(8)	0	0	0	(8)	0	1,095	1,095	0	0
000243774	GAITHERSBURG	MD		10/23/2019		0	0	(7)	0	0	0	(7)	0	678	678	0	0
000238751	HAMILTON	OH		10/23/2019		0	0	(1)	0	0	0	(1)	0	1,260	1,260	0	0
000242920	FOWLERVILLE	MI		10/23/2019		0	0	0	0	0	0	0	0	377	377	0	0
000243303	NEW MATAMORAS	OH		10/23/2019		0	0	(2)	0	0	0	(2)	0	276	276	0	0
000237420	MORRISON	CO		10/23/2019		0	0	(2)	0	0	0	(2)	0	792	792	0	0
000240686	KEAAU	HI		10/23/2019		0	0	0	0	0	0	0	0	2,088	2,088	0	0
000240215	INDIANAPOLIS	IN		10/23/2019		0	0	4	0	0	0	4	0	1,016	1,016	0	0
000239809	WARSAW	IN		10/23/2019		0	0	(2)	0	0	0	(2)	0	1,860	1,860	0	0
000241446	MEMPHIS	TN		10/23/2019		0	0	(36)	0	0	0	(36)	0	2,793	2,793	0	0
000243582	CHEHALIS	WA		10/23/2019		0	0	2	0	0	0	2	0	897	897	0	0
000238893	DELPHOS	OH		10/23/2019		0	0	(10)	0	0	0	(10)	0	1,603	1,603	0	0
000243111	CLARKESVILLE	GA		10/23/2019		0	0	(1)	0	0	0	(1)	0	569	569	0	0
000237900	MASON	MI		10/23/2019		0	0	4	0	0	0	4	0	824	824	0	0
000242307	DUBLIN	GA		10/23/2019		0	0	0	0	0	0	0	0	228	228	0	0
000243444	GULFPORT	MS		10/23/2019		0	0	(1)	0	0	0	(1)	0	1,356	1,356	0	0
000243777	MANDEVILLE	LA		10/23/2019		0	0	1	0	0	0	1	0	843	843	0	0
000239806	LAUREL	MT		10/23/2019		0	0	0	0	0	0	0	0	198	198	0	0
000242921	COTTONPORT	LA		10/23/2019		0	0	0	0	0	0	0	0	265	265	0	0
000244580	SURPRISE	AZ		10/23/2019		0	0	5	0	0	0	5	0	1,042	1,042	0	0
000243306	JACKSON	TN		10/23/2019		0	0	(16)	0	0	0	(16)	0	799	799	0	0
000244442	BONDURANT	IA		10/23/2019		0	0	0	0	0	0	0	0	352	352	0	0
000238754	STANLEY	VA		10/23/2019		0	0	(7)	0	0	0	(7)	0	408	408	0	0
000242112	GAINESVILLE	VA		10/23/2019		0	0	8	0	0	0	8	0	2,426	2,426	0	0
000238083	ASHEBORO	NC		10/23/2019		0	0	(3)	0	0	0	(3)	0	921	921	0	0
000238421	BIRCH RUN	MI		10/23/2019		0	0	(1)	0	0	0	(1)	0	341	341	0	0
000243639	RHOME	TX		10/23/2019		0	0	3	0	0	0	3	0	873	873	0	0
000242583	MCDONOUGH	GA		10/23/2019		0	0	(1)	0	0	0	(1)	0	1,436	1,436	0	0
000240214	LENOIR CITY	TN		10/23/2019		0	0	3	0	0	0	3	0	1,273	1,273	0	0
000239612	RENO	NV		10/23/2019		0	0	1	0	0	0	1	0	720	720	0	0
000237617	HOUSTON	TX		10/23/2019		0	0	(1)	0	0	0	(1)	0	447	447	0	0
000240490	RUSSELLVILLE	AR		10/23/2019		0	0	1	0	0	0	1	0	434	434	0	0
000244303	HOUSTON	TX		10/23/2019		0	0	3	0	0	0	3	0	437	437	0	0

E02.55

STATEMENT AS OF JUNE 30, 2024 OF THE Reliance Standard Life Insurance Company

SCHEDULE B - PART 3

Showing All Mortgage Loans DISPOSED, Transferred or Repaid During the Current Quarter

1 Loan Number	2 Location		4 Loan Type	5 Date Acquired	6 Disposal Date	7 Book Value/ Recorded Investment Excluding Accrued Interest Prior Year	8 Change in Book Value/Recorded Investment					14 Book Value/ Recorded Investment Excluding Accrued Interest on Disposal	15 Consid- eration	16 Foreign Exchange Gain (Loss) on Disposal	17 Realized Gain (Loss) on Disposal	18 Total Gain (Loss) on Disposal
	2 City	3 State					8 Unrealized Valuation Increase/ (Decrease)	9 Current Year's (Amortization) /Accretion	10 Current Year's Other- Than- Temporary Impairment Recognized	11 Capitalized Deferred Interest and Other	12 Total Change in Book Value (8+9-10+11)					
000241586	LITITZ	PA		10/23/2019		0	0	(5)	0	0	(5)	0	1,666	1,666	0	0
000244298	PORT RICHEY	FL		10/23/2019		0	0	2	0	0	2	0	762	762	0	0
000240352	BRONX	NY		10/23/2019		0	0	6	0	0	6	0	12,578	12,578	0	0
000242390	CLARKSVILLE	TN		10/23/2019		0	0	(11)	0	0	(11)	0	2,069	2,069	0	0
000239750	WINDER	GA		10/23/2019		0	0	4	0	0	4	0	528	528	0	0
000238615	CENTRALIA	MO		10/23/2019		0	0	(1)	0	0	(1)	0	1,122	1,122	0	0
000243305	HORIZON CITY	TX		10/23/2019		0	0	2	0	0	2	0	979	979	0	0
000243776	LA PLACE	LA		10/23/2019		0	0	(12)	0	0	(12)	0	1,527	1,527	0	0
000241115	STANWOOD	WA		10/23/2019		0	0	(1)	0	0	(1)	0	514	514	0	0
000237422	ELKHORN	WI		10/23/2019		0	0	2	0	0	2	0	849	849	0	0
000239136	ROYSE CITY	TX		10/23/2019		0	0	(134)	0	0	(134)	0	743	743	0	0
000238753	CLAYSBURG	PA		10/23/2019		0	0	(2)	0	0	(2)	0	542	542	0	0
000242113	PLAINVIEW	TX		10/23/2019		0	0	(5)	0	0	(5)	0	382	382	0	0
000239807	CANTON	MS		10/23/2019		0	0	2	0	0	2	0	862	862	0	0
000241448	ANGIE	LA		10/23/2019		0	0	4	0	0	4	0	1,184	1,184	0	0
000243638	RICHMOND	VA		10/23/2019		0	0	(2)	0	0	(2)	0	344	344	0	0
000243922	JONESBORO	GA		10/23/2019		0	0	(4)	0	0	(4)	0	179	179	0	0
000238134	SHREVEPORT	LA		10/23/2019		0	0	(1)	0	0	(1)	0	881	881	0	0
000238467	PITTSBURG	TX		10/23/2019		0	0	2	0	0	2	0	455	455	0	0
000242309	LITTLE ROCK	AR		10/23/2019		0	0	(6)	0	0	(6)	0	1,869	1,869	0	0
000244639	EAST FREETOWN	MA		10/23/2019		0	0	(11)	0	0	(11)	0	991	991	0	0
000241925	VIRGINIA BEACH	VA		10/23/2019		0	0	2	0	0	2	0	1,007	1,007	0	0
000241392	FRANKFORT	NY		10/23/2019		0	0	(3)	0	0	(3)	0	294	294	0	0
000238610	PRINCE FREDERICK	MD		10/23/2019		0	0	8	0	0	8	0	3,718	3,718	0	0
000242391	HEWITT	TX		10/23/2019		0	0	(1)	0	0	(1)	0	476	476	0	0
000241116	OBLONG	IL		10/23/2019		0	0	(8)	0	0	(8)	0	1,260	1,260	0	0
000240878	AUGUSTA	GA		10/23/2019		0	0	0	0	0	0	0	321	321	0	0
000244582	PORT WENTWORTH	GA		10/23/2019		0	0	(165)	0	0	(165)	0	17,000	17,000	0	0
000242923	KEITHVILLE	LA		10/23/2019		0	0	3	0	0	3	0	1,085	1,085	0	0
000242252	CORPUS CHRISTI	TX		10/23/2019		0	0	(1)	0	0	(1)	0	312	312	0	0
000237468	SAN ANTONIO	TX		10/23/2019		0	0	2	0	0	2	0	825	825	0	0
000243390	OCALA	FL		10/23/2019		0	0	(9)	0	0	(9)	0	1,073	1,073	0	0
000237806	BENNETTSTVILLE	SC		10/23/2019		0	0	(12)	0	0	(12)	0	1,020	1,020	0	0
000240545	MCCURTAIN	OK		10/23/2019		0	0	2	0	0	2	0	640	640	0	0
000241449	MOBILE	AL		10/23/2019		0	0	0	0	0	0	0	475	475	0	0
000238328	SAN ANTONIO	TX		10/23/2019		0	0	1	0	0	1	0	1,074	1,074	0	0
000239271	LAKE CITY	AR		10/23/2019		0	0	(2)	0	0	(2)	0	390	390	0	0
000240350	MACON	GA		10/23/2019		0	0	1	0	0	1	0	771	771	0	0
000239133	BRIGHTON	TN		10/23/2019		0	0	(6)	0	0	(6)	0	757	757	0	0
000238466	NATCHEZ	MS		10/23/2019		0	0	(1)	0	0	(1)	0	603	603	0	0
000243250	WHEELING	WV		10/23/2019		0	0	(1)	0	0	(1)	0	372	372	0	0
000238133	POCAHONTAS	TN		10/23/2019		0	0	(3)	0	0	(3)	0	1,213	1,213	0	0
000243921	DULUTH	GA		10/23/2019		0	0	(13)	0	0	(13)	0	1,775	1,775	0	0
000239272	DUBOIS	PA		10/23/2019		0	0	(6)	0	0	(6)	0	669	669	0	0
000239328	MONROE	LA		10/23/2019		0	0	2	0	0	2	0	850	850	0	0
000240877	LITTLE ROCK	AR		10/23/2019		0	0	2	0	0	2	0	481	481	0	0
000243445	LAUREL	MS		10/23/2019		0	0	0	0	0	0	0	485	485	0	0
000242586	WOLFE CITY	TX		10/23/2019		0	0	(4)	0	0	(4)	0	466	466	0	0
000249154	MANTENO	IL		10/23/2019		0	0	3	0	0	3	0	1,627	1,627	0	0
000244581	LAUREL	DE		10/23/2019		0	0	4	0	0	4	0	1,150	1,150	0	0
000237805	SMITHS	AL		10/23/2019		0	0	2	0	0	2	0	1,897	1,897	0	0

E02.56

STATEMENT AS OF JUNE 30, 2024 OF THE Reliance Standard Life Insurance Company

SCHEDULE B - PART 3

Showing All Mortgage Loans DISPOSED, Transferred or Repaid During the Current Quarter

1 Loan Number	2 Location		4 Loan Type	5 Date Acquired	6 Disposal Date	7 Book Value/ Recorded Investment Excluding Accrued Interest Prior Year	8 Change in Book Value/Recorded Investment						14 Book Value/ Recorded Investment Excluding Accrued Interest on Disposal	15 Consid- eration	16 Foreign Exchange Gain (Loss) on Disposal	17 Realized Gain (Loss) on Disposal	18 Total Gain (Loss) on Disposal
	2 City	3 State					8 Unrealized Valuation Increase/ (Decrease)	9 Current Year's (Amortization) /Accretion	10 Current Year's Other- Than- Temporary Impairment Recognized	11 Capitalized Deferred Interest and Other	12 Total Change in Book Value (8+9-10+11)	13 Total Foreign Exchange Change in Book Value					
000237467	LAREDO	TX		10/23/2019		0	0	1	0	0	0	1	0	507	507	0	0
000240544	BROWNSVILLE	TN		10/23/2019		0	0	(1)	0	0	0	(1)	0	597	597	0	0
000242448	CHESAPEAKE	VA		10/23/2019		0	0	(8)	0	0	0	(8)	0	748	748	0	0
000238798	ALACHUA	FL		10/23/2019		0	0	1	0	0	0	1	0	465	465	0	0
000241394	BROOKLYN	NY		10/23/2019		0	0	(3)	0	0	0	(3)	0	79	79	0	0
000238465	OXFORD	MS		10/23/2019		0	0	(6)	0	0	0	(6)	0	673	673	0	0
000239943	MOUNT STERLING	OH		10/23/2019		0	0	(6)	0	0	0	(6)	0	726	726	0	0
000240738	YOE	PA		10/23/2019		0	0	1	0	0	0	1	0	586	586	0	0
000242060	SOUTH OZONE PARK	NY		10/23/2019		0	0	18	0	0	0	18	0	5,424	5,424	0	0
000238807	MASON	NH		10/23/2019		0	0	0	0	0	0	0	0	1,371	1,371	0	0
000241927	PHILADELPHIA	PA		10/23/2019		0	0	(2)	0	0	0	(2)	0	474	474	0	0
000243448	REMUS	MI		10/23/2019		0	0	(1)	0	0	0	(1)	0	490	490	0	0
000238469	HOLLY SPRINGS	MS		10/23/2019		0	0	(1)	0	0	0	(1)	0	452	452	0	0
000243115	OVERTON	TX		10/23/2019		0	0	9	0	0	0	9	0	1,655	1,655	0	0
000240543	FLINT	MI		10/23/2019		0	0	1	0	0	0	1	0	747	747	0	0
000244585	VAN BUREN TWP	MI		10/23/2019		0	0	1	0	0	0	1	0	442	442	0	0
000242255	WILKES BARRE	PA		10/23/2019		0	0	1	0	0	0	1	0	718	718	0	0
000238274	CANTON	MS		10/23/2019		0	0	2	0	0	0	2	0	634	634	0	0
000239325	FREMONT	OH		10/23/2019		0	0	0	0	0	0	0	0	955	955	0	0
000242731	HOPE MILLS	NC		10/23/2019		0	0	(4)	0	0	0	(4)	0	440	440	0	0
000238612	WAGONER	OK		10/23/2019		0	0	1	0	0	0	1	0	403	403	0	0
000244113	HANOVER	MA		10/23/2019		0	0	(1)	0	0	0	(1)	0	1,125	1,125	0	0
000239796	ROCKMART	GA		10/23/2019		0	0	2	0	0	0	2	0	523	523	0	0
000242587	LEANDER	TX		10/23/2019		0	0	0	0	0	0	0	0	2,177	2,177	0	0
000239802	SOLEDAD	CA		10/23/2019		0	0	9	0	0	0	9	0	1,654	1,654	0	0
000240681	NESBIT	MS		10/23/2019		0	0	1	0	0	0	1	0	770	770	0	0
000238750	SHELBY	NC		10/23/2019		0	0	(5)	0	0	0	(5)	0	1,092	1,092	0	0
000243392	STAUNTON	VA		10/23/2019		0	0	(1)	0	0	0	(1)	0	1,885	1,885	0	0
000240210	SOUTHAVEN	MS		10/23/2019		0	0	2	0	0	0	2	0	1,076	1,076	0	0
000238942	POOLER	GA		10/23/2019		0	0	1	0	0	0	1	0	670	670	0	0
000244308	WICHITA FALLS	TX		10/23/2019		0	0	5	0	0	0	5	0	1,022	1,022	0	0
000242116	BEAUMONT	TX		10/23/2019		0	0	(1)	0	0	0	(1)	0	736	736	0	0
000249153	LAKE CITY	MI		10/23/2019		0	0	5	0	0	0	5	0	1,315	1,315	0	0
000242449	HARVEY	LA		10/23/2019		0	0	(1)	0	0	0	(1)	0	282	282	0	0
000241062	BRIDGEPORT	TX		10/23/2019		0	0	1	0	0	0	1	0	345	345	0	0
000241871	AUSTELL	GA		10/23/2019		0	0	(2)	0	0	0	(2)	0	716	716	0	0
000242061	PHENIX CITY	AL		10/23/2019		0	0	6	0	0	0	6	0	805	805	0	0
000238468	WINNFIELD	LA		10/23/2019		0	0	2	0	0	0	2	0	713	713	0	0
000240399	FARMINGTON HILLS	MI		10/23/2019		0	0	1	0	0	0	1	0	643	643	0	0
000242394	WEST POINT	MS		10/23/2019		0	0	(1)	0	0	0	(1)	0	474	474	0	0
000243923	CENTERVILLE	OH		10/23/2019		0	0	(5)	0	0	0	(5)	0	1,361	1,361	0	0
000240737	DEATSVILLE	AL		10/23/2019		0	0	0	0	0	0	0	0	536	536	0	0
000237946	GULFPORT	MS		10/23/2019		0	0	(2)	0	0	0	(2)	0	1,162	1,162	0	0
000242256	TEMPLE	TX		10/23/2019		0	0	(2)	0	0	0	(2)	0	497	497	0	0
000239659	WINTER HAVEN	FL		10/23/2019		0	0	3	0	0	0	3	0	887	887	0	0
000238611	COALINGA	CA		10/23/2019		0	0	(24)	0	0	0	(24)	0	1,384	1,384	0	0
000244112	BISHOPVILLE	MD		10/23/2019		0	0	0	0	0	0	0	0	2,059	2,059	0	0
000238273	MENA	AR		10/23/2019		0	0	2	0	0	0	2	0	461	461	0	0
000239326	EXETER	MO		10/23/2019		0	0	6	0	0	0	6	0	1,410	1,410	0	0
000241401	BROOKLYN	NY		10/23/2019		0	0	20	0	0	0	20	0	2,704	2,704	0	0
000237807	FLOMATON	AL		10/23/2019		0	0	(23)	0	0	0	(23)	0	2,207	2,207	0	0

E02.57

STATEMENT AS OF JUNE 30, 2024 OF THE Reliance Standard Life Insurance Company

SCHEDULE B - PART 3

Showing All Mortgage Loans DISPOSED, Transferred or Repaid During the Current Quarter

1 Loan Number	2 Location		4 Loan Type	5 Date Acquired	6 Disposal Date	7 Book Value/ Recorded Investment Excluding Accrued Interest Prior Year	8 Change in Book Value/Recorded Investment					14 Book Value/ Recorded Investment Excluding Accrued Interest on Disposal	15 Consid- eration	16 Foreign Exchange Gain (Loss) on Disposal	17 Realized Gain (Loss) on Disposal	18 Total Gain (Loss) on Disposal	
	2 City	3 State					8 Unrealized Valuation Increase/ (Decrease)	9 Current Year's (Amortization) /Accretion	10 Current Year's Other- Than- Temporary Impairment Recognized	11 Capitalized Deferred Interest and Other	12 Total Change in Book Value (8+9-10+11)						13 Total Foreign Exchange Change in Book Value
000241734	CLEVELAND	OH		10/23/2019		0	0	1	0	0	0	1	0	600	600	0	0
000239132	MARTINSVILLE	VA		10/23/2019		0	0	(8)	0	0	0	(8)	0	558	558	0	0
000242117	CORPUS CHRISTI	TX		10/23/2019		0	0	3	0	0	0	3	0	808	808	0	0
000239803	WEST LAFAYETTE	OH		10/23/2019		0	0	3	0	0	0	3	0	877	877	0	0
000244445	LA CROSSE	WI		10/23/2019		0	0	0	0	0	0	0	0	1,088	1,088	0	0
000242926	ALTA MONT	IL		10/23/2019		0	0	1	0	0	0	1	0	202	202	0	0
000241872	PARKVILLE	MD		10/23/2019		0	0	(10)	0	0	0	(10)	0	2,905	2,905	0	0
000238805	RINCON	GA		10/23/2019		0	0	3	0	0	0	3	0	1,265	1,265	0	0
000243253	ST STEPHEN	MN		10/23/2019		0	0	(2)	0	0	0	(2)	0	1,013	1,013	0	0
000249152	WALLED LAKE	MI		10/23/2019		0	0	6	0	0	0	6	0	1,442	1,442	0	0
000244241	MILWAUKEE	WI		10/23/2019		0	0	4	0	0	0	4	0	507	507	0	0
000244574	LAFAYETTE	IN		10/23/2019		0	0	1	0	0	0	1	0	427	427	0	0
000242915	CABOT	AR		10/23/2019		0	0	(5)	0	0	0	(5)	0	1,056	1,056	0	0
000241107	CHAMBERSBURG	PA		10/23/2019		0	0	(10)	0	0	0	(10)	0	2,003	2,003	0	0
000239734	BROUSSARD	LA		10/23/2019		0	0	7	0	0	0	7	0	417	417	0	0
000240247	CALLAHAN	FL		10/23/2019		0	0	(7,550)	0	0	0	(7,550)	0	1,255	1,255	0	0
000239063	LITTLESTOWN	PA		10/23/2019		0	0	(9)	0	0	0	(9)	0	1,530	1,530	0	0
000240861	LAS VEGAS	NV		10/23/2019		0	0	(2)	0	0	0	(2)	0	1,012	1,012	0	0
000243381	ONEONTA	AL		10/23/2019		0	0	2	0	0	0	2	0	572	572	0	0
000237680	OLYMPIA FIELDS	IL		10/23/2019		0	0	(8)	0	0	0	(8)	0	2,310	2,310	0	0
000238397	SAINT MARYS	OH		10/23/2019		0	0	8	0	0	0	8	0	924	924	0	0
000240108	OCFEE	FL		10/23/2019		0	0	(28)	0	0	0	(28)	0	2,758	2,758	0	0
000249090	LEXINGTON	SC		10/23/2019		0	0	8	0	0	0	8	0	2,200	2,200	0	0
000242105	LEVITTOWN	PA		10/23/2019		0	0	6	0	0	0	6	0	1,349	1,349	0	0
000241917	LIVERPOOL	NY		10/23/2019		0	0	0	0	0	0	0	0	621	621	0	0
000241579	HUNTSVILLE	AL		10/23/2019		0	0	(3)	0	0	0	(3)	0	149	149	0	0
000242438	TYLER	TX		10/23/2019		0	0	(1)	0	0	0	(1)	0	347	347	0	0
000241051	TALLAHASSEE	FL		10/23/2019		0	0	(1)	0	0	0	(1)	0	1,323	1,323	0	0
000238064	SAINT GABRIEL	LA		10/23/2019		0	0	(2)	0	0	0	(2)	0	1,434	1,434	0	0
000238873	LLANO	TX		10/23/2019		0	0	2	0	0	0	2	0	591	591	0	0
000244103	NORTH PROVIDENCE	RI		10/23/2019		0	0	1	0	0	0	1	0	806	806	0	0
000239258	COLUMBUS	MS		10/23/2019		0	0	1	0	0	0	1	0	438	438	0	0
000243814	PENNSAUKEN TWP	NJ		10/23/2019		0	0	4	0	0	0	4	0	560	560	0	0
000237399	DUNMORE	PA		10/23/2019		0	0	4	0	0	0	4	0	330	330	0	0
000242916	BARTONVILLE	IL		10/23/2019		0	0	2	0	0	0	2	0	1,372	1,372	0	0
000244573	SAVANNAH	GA		10/23/2019		0	0	(1)	0	0	0	(1)	0	515	515	0	0
000241108	UPPERCO	MD		10/23/2019		0	0	(1)	0	0	0	(1)	0	970	970	0	0
000241052	N DINWIDDIE	VA		10/23/2019		0	0	(3)	0	0	0	(3)	0	684	684	0	0
000238734	PALM COAST	FL		10/23/2019		0	0	2	0	0	0	2	0	988	988	0	0
000243380	TENNESSEE COLONY	TX		10/23/2019		0	0	4	0	0	0	4	0	1,055	1,055	0	0
000239873	KINGS MOUNTAIN	NC		10/23/2019		0	0	4	0	0	0	4	0	928	928	0	0
000238401	SEIMES	AL		10/23/2019		0	0	(1)	0	0	0	(1)	0	459	459	0	0
000240107	SUNDOWN	TX		10/23/2019		0	0	5	0	0	0	5	0	797	797	0	0
000244097	VANCOUVER	WA		10/23/2019		0	0	(151)	0	0	0	(151)	0	5,061	5,061	0	0
000242050	POLAND	OH		10/23/2019		0	0	(2)	0	0	0	(2)	0	622	622	0	0
000241723	JULIAETTA	ID		10/23/2019		0	0	0	0	0	0	0	0	635	635	0	0
000243437	EL PASO COUNTY	TX		10/23/2019		0	0	0	0	0	0	0	0	870	870	0	0
000243099	JACKSON	MO		10/23/2019		0	0	1	0	0	0	1	0	510	510	0	0
000243104	LAKESIDE	MT		10/23/2019		0	0	2	0	0	0	2	0	728	728	0	0
000238210	DAWSONVILLE	GA		10/23/2019		0	0	(3)	0	0	0	(3)	0	285	285	0	0
000242917	LAKELAND	FL		10/23/2019		0	0	1	0	0	0	1	0	932	932	0	0

E02.58

STATEMENT AS OF JUNE 30, 2024 OF THE Reliance Standard Life Insurance Company

SCHEDULE B - PART 3

Showing All Mortgage Loans DISPOSED, Transferred or Repaid During the Current Quarter

1 Loan Number	2 Location		4 Loan Type	5 Date Acquired	6 Disposal Date	7 Book Value/ Recorded Investment Excluding Accrued Interest Prior Year	8 Change in Book Value/Recorded Investment						14 Book Value/ Recorded Investment Excluding Accrued Interest on Disposal	15 Consid- eration	16 Foreign Exchange Gain (Loss) on Disposal	17 Realized Gain (Loss) on Disposal	18 Total Gain (Loss) on Disposal
	2 City	3 State					8 Unrealized Valuation Increase/ (Decrease)	9 Current Year's (Amortization) /Accretion	10 Current Year's Other- Than- Temporary Impairment Recognized	11 Capitalized Deferred Interest and Other	12 Total Change in Book Value (8+9-10+11)	13 Total Foreign Exchange Change in Book Value					
000242579	RICHMOND	VA		10/23/2019		0	0	1	0	0	0	1	0	968	968	0	0
000243050	HYRUM	UT		10/23/2019		0	0	(3)	0	0	0	(3)	0	909	909	0	0
000239870	WALKER	LA		10/23/2019		0	0	2	0	0	0	2	0	902	902	0	0
000243383	HORN LAKE	MS		10/23/2019		0	0	1	0	0	0	1	0	306	306	0	0
000237683	HAMBURG	NY		10/23/2019		0	0	4	0	0	0	4	0	818	818	0	0
000242108	RICHMOND	VA		10/23/2019		0	0	(2)	0	0	0	(2)	0	624	624	0	0
000243916	SAINT AUGUSTINE	FL		10/23/2019		0	0	(5)	0	0	0	(5)	0	618	618	0	0
000244381	HARRISBURG	PA		10/23/2019		0	0	(257)	0	0	0	(257)	0	3,986	3,986	0	0
000237877	COLUMBUS	MS		10/23/2019		0	0	6	0	0	0	6	0	564	564	0	0
000237544	SILVER SPRING	MD		10/23/2019		0	0	(9)	0	0	0	(9)	0	3,169	3,169	0	0
000239927	AIRVILLE	PA		10/23/2019		0	0	10	0	0	0	10	0	994	994	0	0
000238399	ATWOOD	IL		10/23/2019		0	0	1	0	0	0	1	0	378	378	0	0
000242722	ARCOLA	IL		10/23/2019		0	0	0	0	0	0	0	0	380	380	0	0
000238875	RED OAK	TX		10/23/2019		0	0	2	0	0	0	2	0	520	520	0	0
000244105	PAWTUCKET	RI		10/23/2019		0	0	7	0	0	0	7	0	1,582	1,582	0	0
000244243	LEAGUE CITY	TX		10/23/2019		0	0	1	0	0	0	1	0	787	787	0	0
000244576	ROCKFORD	IL		10/23/2019		0	0	(1)	0	0	0	(1)	0	248	248	0	0
000242051	MOUNT SINAI	NY		10/23/2019		0	0	(6)	0	0	0	(6)	0	1,698	1,698	0	0
000239733	BROOKHAVEN	MS		10/23/2019		0	0	1	0	0	0	1	0	649	649	0	0
000244575	WICHITA	KS		10/23/2019		0	0	(5)	0	0	0	(5)	0	1,384	1,384	0	0
000239400	SOUTH POINT	OH		10/23/2019		0	0	2	0	0	0	2	0	1,035	1,035	0	0
000238680	CALHOUN	LA		10/23/2019		0	0	(109)	0	0	0	(109)	0	7,126	7,126	0	0
000243720	SUMMERVILLE	SC		10/23/2019		0	0	2	0	0	0	2	0	1,700	1,700	0	0
000243382	SAN ANTONIO	TX		10/23/2019		0	0	(2)	0	0	0	(2)	0	774	774	0	0
000244437	LYNDONVILLE	VT		10/23/2019		0	0	1	0	0	0	1	0	636	636	0	0
000242191	HOUSTON	TX		10/23/2019		0	0	(1)	0	0	0	(1)	0	716	716	0	0
000237682	CHARLOTTE	NC		10/23/2019		0	0	2	0	0	0	2	0	979	979	0	0
000241054	GASTON	SC		10/23/2019		0	0	1	0	0	0	1	0	545	545	0	0
000242918	WEATHERFORD	TX		10/23/2019		0	0	0	0	0	0	0	0	497	497	0	0
000243577	HORIZON CITY	TX		10/23/2019		0	0	1	0	0	0	1	0	366	366	0	0
000242861	PALMER	MI		10/23/2019		0	0	0	0	0	0	0	0	129	129	0	0
000243244	GASTONIA	NC		10/23/2019		0	0	(3)	0	0	0	(3)	0	639	639	0	0
000242190	STRONGSVILLE	OH		10/23/2019		0	0	1	0	0	0	1	0	573	573	0	0
000237543	FORT WORTH	TX		10/23/2019		0	0	(6)	0	0	0	(6)	0	777	777	0	0
000244380	LINCOLN	ME		10/23/2019		0	0	576	0	0	0	576	0	248	578	0	330
000243439	BARBOURSVILLE	WV		10/23/2019		0	0	2	0	0	0	2	0	1,330	1,330	0	0
000239257	MIDDLETOWN	OH		10/23/2019		0	0	0	0	0	0	0	0	323	323	0	0
000239928	RIO RICO	AZ		10/23/2019		0	0	3	0	0	0	3	0	569	569	0	0
000238541	LULING	LA		10/23/2019		0	0	(2)	0	0	0	(2)	0	1,143	1,143	0	0
000242385	SAN ANTONIO	TX		10/23/2019		0	0	(7)	0	0	0	(7)	0	2,000	2,000	0	0
000238588	AUGUSTA	MI		10/23/2019		0	0	(9)	0	0	0	(9)	0	433	433	0	0
000237871	WINCHESTER	KY		10/23/2019		0	0	0	0	0	0	0	0	468	468	0	0
000238255	ROYSE CITY	TX		10/23/2019		0	0	(5)	0	0	0	(5)	0	800	800	0	0
000243052	N LIBERTY	IN		10/23/2019		0	0	(2)	0	0	0	(2)	0	550	550	0	0
000243723	SWEETWATER	FL		10/23/2019		0	0	(2)	0	0	0	(2)	0	250	250	0	0
000241726	PALM BAY	FL		10/23/2019		0	0	1	0	0	0	1	0	514	514	0	0
000237733	WALDORF	MD		10/23/2019		0	0	2	0	0	0	2	0	3,580	3,580	0	0
000238393	WILSON	NC		10/23/2019		0	0	(1)	0	0	0	(1)	0	442	442	0	0
000249100	HOPE	IN		10/23/2019		0	0	(1)	0	0	0	(1)	0	1,079	1,079	0	0
000242530	WAPPINGERS FALLS	NY		10/23/2019		0	0	(21)	0	0	0	(21)	0	2,537	2,537	0	0
000239115	NEOSHO	MO		10/23/2019		0	0	4	0	0	0	4	0	757	757	0	0

E02.59

STATEMENT AS OF JUNE 30, 2024 OF THE Reliance Standard Life Insurance Company

SCHEDULE B - PART 3

Showing All Mortgage Loans DISPOSED, Transferred or Repaid During the Current Quarter

1 Loan Number	2 Location		4 Loan Type	5 Date Acquired	6 Disposal Date	7 Book Value/ Recorded Investment Excluding Accrued Interest Prior Year	8 Change in Book Value/Recorded Investment					14 Book Value/ Recorded Investment Excluding Accrued Interest on Disposal	15 Consid- eration	16 Foreign Exchange Gain (Loss) on Disposal	17 Realized Gain (Loss) on Disposal	18 Total Gain (Loss) on Disposal	
	2 City	3 State					8 Unrealized Valuation Increase/ (Decrease)	9 Current Year's (Amortization) /Accretion	10 Current Year's Other- Than- Temporary Impairment Recognized	11 Capitalized Deferred Interest and Other	12 Total Change in Book Value (8+9-10+11)						13 Total Foreign Exchange Change in Book Value
000241388	RICHMOND HILL	NY		10/23/2019		0	0	9	0	0	0	9	0	6,074	6,074	0	0
000240913	ABERDEEN	NC		10/23/2019		0	0	(1)	0	0	0	(1)	0	583	583	0	0
000240575	SCIO	OR		10/23/2019		0	0	5	0	0	0	5	0	1,307	1,307	0	0
000239925	ROSE HILL	KS		10/23/2019		0	0	2	0	0	0	2	0	507	507	0	0
000244051	HINESVILLE	GA		10/23/2019		0	0	1	0	0	0	1	0	1,303	1,303	0	0
000241670	AURORA	IL		10/23/2019		0	0	(3)	0	0	0	(3)	0	79	79	0	0
000242862	WHITE BLUFF	TN		10/23/2019		0	0	1	0	0	0	1	0	457	457	0	0
000249094	SPRING GROVE	PA		10/23/2019		0	0	2	0	0	0	2	0	898	898	0	0
000239116	OWOSSO	MI		10/23/2019		0	0	(7)	0	0	0	(7)	0	869	869	0	0
000243918	RALEIGH	NC		10/23/2019		0	0	(19)	0	0	0	(19)	0	461	461	0	0
000244721	POMPTON LAKES	NJ		10/23/2019		0	0	(2)	0	0	0	(2)	0	121	121	0	0
000240380	PITTSBURGH	PA		10/23/2019		0	0	(1)	0	0	0	(1)	0	521	521	0	0
000238449	CARTHAGE	MS		10/23/2019		0	0	(7)	0	0	0	(7)	0	1,961	1,961	0	0
000238587	LONDON	KY		10/23/2019		0	0	(2)	0	0	0	(2)	0	824	824	0	0
000240242	POMPANO BEACH	FL		10/23/2019		0	0	11	0	0	0	11	0	1,696	1,696	0	0
000242531	ATHENS	GA		10/23/2019		0	0	4	0	0	0	4	0	695	695	0	0
000239449	INDIANAPOLIS	IN		10/23/2019		0	0	(2)	0	0	0	(2)	0	688	688	0	0
000240769	TALLULAH	LA		10/23/2019		0	0	0	0	0	0	0	0	360	360	0	0
000242387	SAN ANTONIO	TX		10/23/2019		0	0	(5)	0	0	0	(5)	0	1,375	1,375	0	0
000244720	PLYMOUTH	MA		10/23/2019		0	0	0	0	0	0	0	0	1,111	1,111	0	0
000239926	ROUND ROCK	TX		10/23/2019		0	0	6	0	0	0	6	0	1,285	1,285	0	0
000244382	OMAHA	NE		10/23/2019		0	0	0	0	0	0	0	0	267	267	0	0
000239588	SAN ANTONIO	TX		10/23/2019		0	0	1	0	0	0	1	0	643	643	0	0
000249093	MIDDLEBURG	FL		10/23/2019		0	0	4	0	0	0	4	0	1,157	1,157	0	0
000237394	RAEFORD	NC		10/23/2019		0	0	(2)	0	0	0	(2)	0	1,725	1,725	0	0
000238448	MALVERN	AR		10/23/2019		0	0	(4)	0	0	0	(4)	0	627	627	0	0
000243190	PINETOPS	NC		10/23/2019		0	0	0	0	0	0	0	0	348	348	0	0
000238586	LAFAYETTE	TN		10/23/2019		0	0	(1)	0	0	0	(1)	0	332	332	0	0
000238928	WINTER GARDEN	FL		10/23/2019		0	0	(3)	0	0	0	(3)	0	1,773	1,773	0	0
000241057	LAPEER	MI		10/23/2019		0	0	(1)	0	0	0	(1)	0	327	327	0	0
000240102	COLUMBIA	SC		10/23/2019		0	0	0	0	0	0	0	0	829	829	0	0
000243249	BOONEVILLE	AR		10/23/2019		0	0	3	0	0	0	3	0	777	777	0	0
000239446	FLORISSANT	MO		10/23/2019		0	0	1	0	0	0	1	0	482	482	0	0
000244723	WARWICK	RI		10/23/2019		0	0	21	0	0	0	21	0	3,279	3,279	0	0
000238062	YOUNGWOOD	PA		10/23/2019		0	0	1	0	0	0	1	0	416	416	0	0
000243531	HUMBOLDT	IL		10/23/2019		0	0	(1)	0	0	0	(1)	0	269	269	0	0
000244053	MOORE	OK		10/23/2019		0	0	6	0	0	0	6	0	1,103	1,103	0	0
000242864	CLARKSVILLE	AR		10/23/2019		0	0	0	0	0	0	0	0	542	542	0	0
000243193	LAKELAND	FL		10/23/2019		0	0	5	0	0	0	5	0	1,176	1,176	0	0
000239390	HEPHZIBAH	GA		10/23/2019		0	0	(2)	0	0	0	(2)	0	816	816	0	0
000240629	JACKSONVILLE	AR		10/23/2019		0	0	(1)	0	0	0	(1)	0	707	707	0	0
000241201	PRINCETON	KY		10/23/2019		0	0	0	0	0	0	0	0	336	336	0	0
000237873	NEW CASTLE	IN		10/23/2019		0	0	(3)	0	0	0	(3)	0	564	564	0	0
000241729	CHARLESTON	SC		10/23/2019		0	0	(8)	0	0	0	(8)	0	910	910	0	0
000243053	BYRAM	MS		10/23/2019		0	0	(1)	0	0	0	(1)	0	1,198	1,198	0	0
000243724	FORT WORTH	TX		10/23/2019		0	0	0	0	0	0	0	0	651	651	0	0
000241058	DYERSBURG	TN		10/23/2019		0	0	6	0	0	0	6	0	1,059	1,059	0	0
000249148	MOBILE	AL		10/23/2019		0	0	(364)	0	0	0	(364)	0	4,571	4,571	0	0
000237872	NEOSHO	MO		10/23/2019		0	0	(3)	0	0	0	(3)	0	605	605	0	0
000242671	SAN ANTONIO	TX		10/23/2019		0	0	2	0	0	0	2	0	645	645	0	0
000238256	CEDARTOWN	GA		10/23/2019		0	0	2	0	0	0	2	0	2,045	2,045	0	0

E02.60

STATEMENT AS OF JUNE 30, 2024 OF THE Reliance Standard Life Insurance Company

SCHEDULE B - PART 3

Showing All Mortgage Loans DISPOSED, Transferred or Repaid During the Current Quarter

1 Loan Number	2 Location		4 Loan Type	5 Date Acquired	6 Disposal Date	7 Book Value/ Recorded Investment Excluding Accrued Interest Prior Year	8 Change in Book Value/Recorded Investment					14 Book Value/ Recorded Investment Excluding Accrued Interest on Disposal	15 Consid- eration	16 Foreign Exchange Gain (Loss) on Disposal	17 Realized Gain (Loss) on Disposal	18 Total Gain (Loss) on Disposal
	2 City	3 State					8 Unrealized Valuation Increase/ (Decrease)	9 Current Year's (Amortization) /Accretion	10 Current Year's Other- Than- Temporary Impairment Recognized	11 Capitalized Deferred Interest and Other	12 Total Change in Book Value (8+9-10+11)					
000239114	THURMONT	MD		10/23/2019		0	0	(14)	0	0	(14)	0	1,671	1,671	0	0
000243919	MARIETTA	GA		10/23/2019		0	0	3	0	0	3	0	611	611	0	0
000242866	MARENGO	IA		10/23/2019		0	0	(1)	0	0	(1)	0	458	458	0	0
000242057	PHILADELPHIA	PA		10/23/2019		0	0	(1)	0	0	(1)	0	400	400	0	0
000238061	LAKE PLACID	FL		10/23/2019		0	0	(1)	0	0	(1)	0	361	361	0	0
000240434	VOLCANO	HI		10/23/2019		0	0	3	0	0	3	0	1,313	1,313	0	0
000240910	SLOCOMB	AL		10/23/2019		0	0	5	0	0	5	0	630	630	0	0
000240096	PAWTUCKET	RI		10/23/2019		0	0	7	0	0	7	0	1,347	1,347	0	0
000239253	MARMADUKE	AR		10/23/2019		0	0	(4)	0	0	(4)	0	320	320	0	0
000243192	INWOOD	WV		10/23/2019		0	0	(3)	0	0	(3)	0	1,607	1,607	0	0
000241535	MOUNT LAUREL	NJ		10/23/2019		0	0	(3,875)	0	0	(3,875)	0	(8,014)	21,450	0	29,464
000244246	COVINGTON	GA		10/23/2019		0	0	(1)	0	0	(1)	0	338	338	0	0
000243863	CHARLOTTE	NC		10/23/2019		0	0	3	0	0	3	0	895	895	0	0
000240628	EXETER	MO		10/23/2019		0	0	0	0	0	0	0	678	678	0	0
000241202	WILLIAMSBURG	KY		10/23/2019		0	0	(2)	0	0	(2)	0	418	418	0	0
000243054	DENHAM SPRINGS	LA		10/23/2019		0	0	2	0	0	2	0	1,002	1,002	0	0
000240766	MCGRADY	NC		10/23/2019		0	0	1	0	0	1	0	434	434	0	0
000237356	DECATUR	GA		10/23/2019		0	0	5	0	0	5	0	843	843	0	0
000242201	DICKINSON	TX		10/23/2019		0	0	5	0	0	5	0	2,069	2,069	0	0
000239215	LISBON	OH		10/23/2019		0	0	3	0	0	3	0	561	561	0	0
000241059	TOOELE	UT		10/23/2019		0	0	2	0	0	2	0	445	445	0	0
000243727	SAN ANTONIO	TX		10/23/2019		0	0	1	0	0	1	0	369	369	0	0
000242672	PLAQUEMINE	LA		10/23/2019		0	0	1	0	0	1	0	504	504	0	0
000238549	STEPHENTOWN	NY		10/23/2019		0	0	(7)	0	0	(7)	0	1,210	1,210	0	0
000243671	FRESNO	TX		10/23/2019		0	0	1	0	0	1	0	425	425	0	0
000241868	BRUNSWICK	GA		10/23/2019		0	0	5	0	0	5	0	1,165	1,165	0	0
000240571	BREAUX BRIDGE	LA		10/23/2019		0	0	0	0	0	0	0	831	831	0	0
000238216	BEAVERTON	MI		10/23/2019		0	0	1	0	0	1	0	460	460	0	0
000240095	NEPTUNE	NJ		10/23/2019		0	0	(1)	0	0	(1)	0	1,349	1,349	0	0
000242534	WESTFIELD	MA		10/23/2019		0	0	17	0	0	17	0	2,288	2,288	0	0
000239020	LA PORTE	TX		10/23/2019		0	0	(1)	0	0	(1)	0	405	405	0	0
000243533	NATCHEZ	MS		10/23/2019		0	0	(3)	0	0	(3)	0	680	680	0	0
000237970	BUXTON	ME		10/23/2019		0	0	3	0	0	3	0	1,169	1,169	0	0
000238354	WATERTOWN	NY		10/23/2019		0	0	5	0	0	5	0	1,282	1,282	0	0
000238687	ROCHELLE	IL		10/23/2019		0	0	1	0	0	1	0	810	810	0	0
000243200	RALIEGH	NC		10/23/2019		0	0	2	0	0	2	0	1,163	1,163	0	0
000238021	CLYDE	MI		10/23/2019		0	0	(3)	0	0	(3)	0	904	904	0	0
000238830	PAGELAND	SC		10/23/2019		0	0	(2)	0	0	(2)	0	926	926	0	0
000238492	WINDHAM	ME		10/23/2019		0	0	(11)	0	0	(11)	0	1,532	1,532	0	0
000241674	WEST LAFAYETTE	IN		10/23/2019		0	0	1	0	0	1	0	710	710	0	0
000244193	SAN ANTONIO	TX		10/23/2019		0	0	(10)	0	0	(10)	0	3,188	3,188	0	0
000241203	HAMPTON	GA		10/23/2019		0	0	2	0	0	2	0	1,025	1,025	0	0
000240094	HOUSTON	TX		10/23/2019		0	0	(1)	0	0	(1)	0	473	473	0	0
000242202	CORPUS CHRISTI	TX		10/23/2019		0	0	1	0	0	1	0	756	756	0	0
000240432	CHARLOTTESVILLE	VA		10/23/2019		0	0	2	0	0	2	0	466	466	0	0
000244192	ALPHARETTA	GA		10/23/2019		0	0	0	0	0	0	0	1,904	1,904	0	0
000242535	CHICAGO	IL		10/23/2019		0	0	(2)	0	0	(2)	0	212	212	0	0
000242197	ROSENBERG	TX		10/23/2019		0	0	(1)	0	0	(1)	0	121	121	0	0
000240765	BETHLEHEM	GA		10/23/2019		0	0	2	0	0	2	0	519	519	0	0
000239216	VIDOR	TX		10/23/2019		0	0	(6)	0	0	(6)	0	933	933	0	0
000238215	UNIONVILLE	TN		10/23/2019		0	0	1	0	0	1	0	519	519	0	0

E02.61

STATEMENT AS OF JUNE 30, 2024 OF THE Reliance Standard Life Insurance Company

SCHEDULE B - PART 3

Showing All Mortgage Loans DISPOSED, Transferred or Repaid During the Current Quarter

1 Loan Number	2 Location		4 Loan Type	5 Date Acquired	6 Disposal Date	7 Book Value/ Recorded Investment Excluding Accrued Interest Prior Year	8 Change in Book Value/Recorded Investment						14 Book Value/ Recorded Investment Excluding Accrued Interest on Disposal	15 Consid- eration	16 Foreign Exchange Gain (Loss) on Disposal	17 Realized Gain (Loss) on Disposal	18 Total Gain (Loss) on Disposal
	2 City	3 State					8 Unrealized Valuation Increase/ (Decrease)	9 Current Year's (Amortization) /Accretion	10 Current Year's Other- Than- Temporary Impairment Recognized	11 Capitalized Deferred Interest and Other	12 Total Change in Book Value (8+9-10+11)	13 Total Foreign Exchange Change in Book Value					
000242059	BRONX	NY		10/23/2019		0	0	4	0	0	0	4	0	2,989	2,989	0	0
000249103	DICKSON	TN		10/23/2019		0	0	0	0	0	0	0	0	231	231	0	0
000239830	BOAZ	AL		10/23/2019		0	0	2	0	0	0	2	0	428	428	0	0
000249098	JACKSON	CA		10/23/2019		0	0	2	0	0	0	2	0	1,061	1,061	0	0
000239354	NATCHITOCHE	LA		10/23/2019		0	0	(13)	0	0	0	(13)	0	1,173	1,173	0	0
000238686	LEHIGH ACRES	FL		10/23/2019		0	0	0	0	0	0	0	0	436	436	0	0
000241204	HARTSVILLE	SC		10/23/2019		0	0	(1)	0	0	0	(1)	0	857	857	0	0
000244248	SUITLAND	MD		10/23/2019		0	0	(4)	0	0	0	(4)	0	229	229	0	0
000243194	GUNTOWN	MS		10/23/2019		0	0	2	0	0	0	2	0	433	433	0	0
000242340	ARLINGTON	TX		10/23/2019		0	0	2	0	0	0	2	0	710	710	0	0
000238491	WAYNE	OH		10/23/2019		0	0	1	0	0	0	1	0	549	549	0	0
000243056	SPRUCE PINE	NC		10/23/2019		0	0	(1)	0	0	0	(1)	0	1,045	1,045	0	0
000243389	TAYLORVILLE	IL		10/23/2019		0	0	2	0	0	0	2	0	492	492	0	0
000240288	KINSTON	NC		10/23/2019		0	0	0	0	0	0	0	0	656	656	0	0
000238162	MOULTON	AL		10/23/2019		0	0	3	0	0	0	3	0	496	496	0	0
000239684	PLEASANT VIEW	TN		10/23/2019		0	0	4	0	0	0	4	0	944	944	0	0
000242536	SAINT CLAIR SHORES	MI		10/23/2019		0	0	12	0	0	0	12	0	1,692	1,692	0	0
000237358	LUBBOCK	TX		10/23/2019		0	0	3	0	0	0	3	0	959	959	0	0
000240431	BATESVILLE	AR		10/23/2019		0	0	1	0	0	0	1	0	347	347	0	0
000249097	GAFFNEY	SC		10/23/2019		0	0	(2)	0	0	0	(2)	0	498	498	0	0
000242869	LATTA	SC		10/23/2019		0	0	1	0	0	0	1	0	409	409	0	0
000238218	BUCKNER	MO		10/23/2019		0	0	0	0	0	0	0	0	582	582	0	0
000240625	PILOT MOUNTAIN	NC		10/23/2019		0	0	1	0	0	0	1	0	741	741	0	0
000243868	BRUNDIDGE	AL		10/23/2019		0	0	2	0	0	0	2	0	643	643	0	0
000243059	METAMORA	IL		10/23/2019		0	0	(9)	0	0	0	(9)	0	1,081	1,081	0	0
000239213	RICHLAND	MS		10/23/2019		0	0	0	0	0	0	0	0	260	260	0	0
000242674	DURANT	MS		10/23/2019		0	0	5	0	0	0	5	0	464	464	0	0
000238023	KEARNEY	MO		10/23/2019		0	0	(3)	0	0	0	(3)	0	1,207	1,207	0	0
000241676	EDEEN PRAIRIE	MIN		10/23/2019		0	0	3	0	0	0	3	0	1,436	1,436	0	0
000240763	BUNKER HILL	WV		10/23/2019		0	0	0	0	0	0	0	0	529	529	0	0
000242341	TOMBALL	TX		10/23/2019		0	0	(22)	0	0	0	(22)	0	1,059	1,059	0	0
000238494	MUNFORD	TN		10/23/2019		0	0	1	0	0	0	1	0	665	665	0	0
000240287	WORDEN	IL		10/23/2019		0	0	(11)	0	0	0	(11)	0	570	570	0	0
000239685	ALEXANDRIA	MIN		10/23/2019		0	0	6	0	0	0	6	0	1,372	1,372	0	0
000239352	TAYLORVILLE	IL		10/23/2019		0	0	1	0	0	0	1	0	390	390	0	0
000238161	SPANAWAY	WA		10/23/2019		0	0	(5)	0	0	0	(5)	0	1,297	1,297	0	0
000237357	LAGRANGE	KY		10/23/2019		0	0	(3)	0	0	0	(3)	0	1,088	1,088	0	0
000242204	OSSEO	WI		10/23/2019		0	0	2	0	0	0	2	0	395	395	0	0
000241677	BATON ROUGE	LA		10/23/2019		0	0	5	0	0	0	5	0	1,299	1,299	0	0
000249101	WILMINGTON	NC		10/23/2019		0	0	(5)	0	0	0	(5)	0	1,515	1,515	0	0
000244727	FORT WASHINGTON	MD		10/23/2019		0	0	7	0	0	0	7	0	1,614	1,614	0	0
000241344	SOUTH RICHMOND HILL	NY		10/23/2019		0	0	1	0	0	0	1	0	747	747	0	0
000238217	PORTER	TX		10/23/2019		0	0	1	0	0	0	1	0	1,009	1,009	0	0
000241820	BALTIMORE	MD		10/23/2019		0	0	(1)	0	0	0	(1)	0	490	490	0	0
000243867	ARLINGTON	VA		10/23/2019		0	0	(17)	0	0	0	(17)	0	1,574	1,574	0	0
000240957	DORAL	FL		10/23/2019		0	0	5	0	0	0	5	0	989	989	0	0
000238688	GRAVETTE	AR		10/23/2019		0	0	0	0	0	0	0	0	831	831	0	0
000237971	ALVIN	TX		10/23/2019		0	0	(1)	0	0	0	(1)	0	1,073	1,073	0	0
000243196	STUTT GART	AR		10/23/2019		0	0	(3)	0	0	0	(3)	0	496	496	0	0
000240624	ORANGEBURG	SC		10/23/2019		0	0	4	0	0	0	4	0	503	503	0	0
000237500	EL PASO	TX		10/23/2019		0	0	(9)	0	0	0	(9)	0	1,039	1,039	0	0

E02.62

STATEMENT AS OF JUNE 30, 2024 OF THE Reliance Standard Life Insurance Company

SCHEDULE B - PART 3

Showing All Mortgage Loans DISPOSED, Transferred or Repaid During the Current Quarter

1 Loan Number	2 Location		4 Loan Type	5 Date Acquired	6 Disposal Date	7 Book Value/ Recorded Investment Excluding Accrued Interest Prior Year	8 Change in Book Value/Recorded Investment					14 Book Value/ Recorded Investment Excluding Accrued Interest on Disposal	15 Consid- eration	16 Foreign Exchange Gain (Loss) on Disposal	17 Realized Gain (Loss) on Disposal	18 Total Gain (Loss) on Disposal	
	2 City	3 State					8 Unrealized Valuation Increase/ (Decrease)	9 Current Year's (Amortization) /Accretion	10 Current Year's Other- Than- Temporary Impairment Recognized	11 Capitalized Deferred Interest and Other	12 Total Change in Book Value (8+9-10+11)						13 Total Foreign Exchange Change in Book Value
000243058	VAN BUREN	AR		10/23/2019		0	0	0	0	0	0	0	375	375	0	0	0
000243534	LOVINGTON	NM		10/23/2019		0	0	(1)	0	0	0	0	585	585	0	0	0
000242675	MIAMI	FL		10/23/2019		0	0	5	0	0	0	5	1,234	1,234	0	0	0
000242342	MIDLAND CITY	AL		10/23/2019		0	0	0	0	0	0	0	543	543	0	0	0
000244532	BROOKLYN	NY		10/23/2019		0	0	13	0	0	0	13	1,721	1,721	0	0	0
000241539	SHREVEPORT	LA		10/23/2019		0	0	1	0	0	0	1	254	254	0	0	0
000239547	MERRILL	WI		10/23/2019		0	0	2	0	0	0	2	911	911	0	0	0
000243342	APALACHIN	NY		10/23/2019		0	0	(2)	0	0	0	(2)	445	445	0	0	0
000241012	HOLIDAY	FL		10/23/2019		0	0	0	0	0	0	0	407	407	0	0	0
000241678	FAR ROCKAWAY	NY		10/23/2019		0	0	(2)	0	0	0	(2)	1,943	1,943	0	0	0
000243204	MARION	AR		10/23/2019		0	0	4	0	0	0	4	469	469	0	0	0
000249052	RIDGELY	TN		10/23/2019		0	0	0	0	0	0	0	434	434	0	0	0
000243537	HAGERHILL	KY		10/23/2019		0	0	(1)	0	0	0	(1)	404	404	0	0	0
000237685	BATON ROUGE	LA		10/23/2019		0	0	1	0	0	0	1	639	639	0	0	0
000242482	BRANDYWINE	MD		10/23/2019		0	0	(5)	0	0	0	(5)	464	464	0	0	0
000241821	EDMOND	OK		10/23/2019		0	0	(2)	0	0	0	(2)	658	658	0	0	0
000238350	CONLEY	GA		10/23/2019		0	0	2	0	0	0	2	427	427	0	0	0
000237546	GROVE CITY	OH		10/23/2019		0	0	686	0	0	0	686	2,597	2,597	0	0	0
000239544	BURRILLVILLE	RI		10/23/2019		0	0	3	0	0	0	3	1,610	1,610	0	0	0
000237879	WALKER	LA		10/23/2019		0	0	(1)	0	0	0	(1)	131	131	0	0	0
000241207	LONG POND	PA		10/23/2019		0	0	1	0	0	0	1	276	276	0	0	0
000238406	BRUNSWICK	MD		10/23/2019		0	0	1	0	0	0	1	623	623	0	0	0
000241151	MANCHESTER	TN		10/23/2019		0	0	1	0	0	0	1	554	554	0	0	0
000238068	PACE	FL		10/23/2019		0	0	0	0	0	0	0	1,259	1,259	0	0	0
000244197	CLEVELAND	TN		10/23/2019		0	0	(8)	0	0	0	(8)	922	922	0	0	0
000242676	CLEVELAND	OH		10/23/2019		0	0	0	0	0	0	0	145	145	0	0	0
000237490	WINONA LAKE	IN		10/23/2019		0	0	(4)	0	0	0	(4)	722	722	0	0	0
000243010	LOS LUNAS	NM		10/23/2019		0	0	2	0	0	0	2	608	608	0	0	0
000243674	CAMERON	NC		10/23/2019		0	0	9	0	0	0	9	1,506	1,506	0	0	0
000238682	FT PAYNE	AL		10/23/2019		0	0	0	0	0	0	0	440	440	0	0	0
000243536	JACKSBORO	TN		10/23/2019		0	0	0	0	0	0	0	593	593	0	0	0
000243203	LYNCHBURG	VA		10/23/2019		0	0	0	0	0	0	0	1,407	1,407	0	0	0
000242150	BAKERSFIELD	CA		10/23/2019		0	0	0	0	0	0	0	336	336	0	0	0
000240479	JOPLIN	MO		10/23/2019		0	0	5	0	0	0	5	536	536	0	0	0
000242344	MERIDIANVILLE	AL		10/23/2019		0	0	0	0	0	0	0	579	579	0	0	0
000237545	CHESTERFIELD	VA		10/23/2019		0	0	5	0	0	0	5	1,199	1,199	0	0	0
000237878	SIMPSONVILLE	SC		10/23/2019		0	0	3	0	0	0	3	730	730	0	0	0
000243869	HARVEST	AL		10/23/2019		0	0	2	0	0	0	2	656	656	0	0	0
000239407	BOWIE	MD		10/23/2019		0	0	5	0	0	0	5	4,276	4,276	0	0	0
000242011	TRENTON	NJ		10/23/2019		0	0	(2)	0	0	0	(2)	1,274	1,274	0	0	0
000244672	BLANDFORD	MA		10/23/2019		0	0	(1)	0	0	0	(1)	743	743	0	0	0
000238067	MORRISON	IL		10/23/2019		0	0	1	0	0	0	1	1,465	1,465	0	0	0
000238405	HORIZON CITY	TX		10/23/2019		0	0	(26)	0	0	0	(26)	1,752	1,752	0	0	0
000239545	BASSETT	VA		10/23/2019		0	0	(1)	0	0	0	(1)	341	341	0	0	0
000240760	EATON	OH		10/23/2019		0	0	(4)	0	0	0	(4)	187	187	0	0	0
000238543	LAPLACE	LA		10/23/2019		0	0	(14)	0	0	0	(14)	1,297	1,297	0	0	0
000243480	ELGIN	SC		10/23/2019		0	0	(1)	0	0	0	(1)	654	654	0	0	0
000240007	HAINES CITY	FL		10/23/2019		0	0	2	0	0	0	2	418	418	0	0	0
000237687	POOLER	GA		10/23/2019		0	0	1	0	0	0	1	1,438	1,438	0	0	0
000243677	NORTHAMPTON	PA		10/23/2019		0	0	0	0	0	0	0	1,251	1,251	0	0	0
000239065	JOSHUA	TX		10/23/2019		0	0	2	0	0	0	2	259	259	0	0	0

E02.63

STATEMENT AS OF JUNE 30, 2024 OF THE Reliance Standard Life Insurance Company

SCHEDULE B - PART 3

Showing All Mortgage Loans DISPOSED, Transferred or Repaid During the Current Quarter

1 Loan Number	2 Location		4 Loan Type	5 Date Acquired	6 Disposal Date	7 Book Value/ Recorded Investment Excluding Accrued Interest Prior Year	8 Change in Book Value/Recorded Investment					14 Book Value/ Recorded Investment Excluding Accrued Interest on Disposal	15 Consid- eration	16 Foreign Exchange Gain (Loss) on Disposal	17 Realized Gain (Loss) on Disposal	18 Total Gain (Loss) on Disposal	
	2 City	3 State					8 Unrealized Valuation Increase/ (Decrease)	9 Current Year's (Amortization) /Accretion	10 Current Year's Other- Than- Temporary Impairment Recognized	11 Capitalized Deferred Interest and Other	12 Total Change in Book Value (8+9-10+11)						13 Total Foreign Exchange Change in Book Value
000242822	NEWPORT	NC		10/23/2019		0	0	(2)	0	0	0	(2)	0	881	881	0	0
000238214	SPRING HILL	FL		10/23/2019		0	0	1	0	0	0	1	0	1,132	1,132	0	0
000242013	COOKSON	OK		10/23/2019		0	0	(3)	0	0	0	(3)	0	1,615	1,615	0	0
000242151	EL PASO	TX		10/23/2019		0	0	(1)	0	0	0	(1)	0	502	502	0	0
000237549	LAKE IN THE HILLS	IL		10/23/2019		0	0	6	0	0	0	6	0	796	796	0	0
000239874	HOLLY SPRINGS	NC		10/23/2019		0	0	10	0	0	0	10	0	2,481	2,481	0	0
000243539	NORTH WILKESBORO	NC		10/23/2019		0	0	0	0	0	0	0	0	957	957	0	0
000242484	MAYWOOD	IL		10/23/2019		0	0	(3)	0	0	0	(3)	0	98	98	0	0
000239403	LYNWOOD	IL		10/23/2019		0	0	10	0	0	0	10	0	2,373	2,373	0	0
000239542	MERIDIANVILLE	AL		10/23/2019		0	0	1	0	0	0	1	0	448	448	0	0
000240621	MARION	AR		10/23/2019		0	0	(17)	0	0	0	(17)	0	827	827	0	0
000244199	OPELIKA	AL		10/23/2019		0	0	3	0	0	0	3	0	1,019	1,019	0	0
000238490	GRAYLING	MI		10/23/2019		0	0	0	0	0	0	0	0	272	272	0	0
000244537	LAS VEGAS	NV		10/23/2019		0	0	(11)	0	0	0	(11)	0	1,844	1,844	0	0
000244010	MUSCATINE	IA		10/23/2019		0	0	(1)	0	0	0	(1)	0	66	66	0	0
000239680	WAYNESBORO	VA		10/23/2019		0	0	2	0	0	0	2	0	848	848	0	0
000243012	JAMUL	CA		10/23/2019		0	0	7	0	0	0	7	0	863	863	0	0
000237492	HOUSTON	TX		10/23/2019		0	0	(8)	0	0	0	(8)	0	1,013	1,013	0	0
000238408	NEW IBERIA	LA		10/23/2019		0	0	1	0	0	0	1	0	816	816	0	0
000243345	NEW ENTERPRISE	PA		10/23/2019		0	0	3	0	0	0	3	0	681	681	0	0
000237354	DETROIT	MI		10/23/2019		0	0	(15)	0	0	0	(15)	0	1,202	1,202	0	0
000241153	WETUMPKA	AL		10/23/2019		0	0	5	0	0	0	5	0	745	745	0	0
000243821	HINESVILLE	GA		10/23/2019		0	0	(2)	0	0	0	(2)	0	699	699	0	0
000242207	UPPER MARLBORO	MD		10/23/2019		0	0	4	0	0	0	4	0	1,216	1,216	0	0
000240477	KALISPELL	MT		10/23/2019		0	0	2	0	0	0	2	0	955	955	0	0
000244480	LEAVENWORTH	IN		10/23/2019		0	0	0	0	0	0	0	0	426	426	0	0
000238546	MOUNT STERLING	OH		10/23/2019		0	0	(20)	0	0	0	(20)	0	2,164	2,164	0	0
000240815	LAKE CHARLES	LA		10/23/2019		0	0	12	0	0	0	12	0	1,935	1,935	0	0
000239404	ELGIN	IL		10/23/2019		0	0	(1)	0	0	0	(1)	0	266	266	0	0
000243205	DYERSBURG	TN		10/23/2019		0	0	5	0	0	0	5	0	1,922	1,922	0	0
000239737	COLLEGE STATION	TX		10/23/2019		0	0	0	0	0	0	0	0	764	764	0	0
000240620	APPLE CREEK	OH		10/23/2019		0	0	0	0	0	0	0	0	355	355	0	0
000242823	MINGO JUNCTION	OH		10/23/2019		0	0	1	0	0	0	1	0	301	301	0	0
000242961	VALE	NC		10/23/2019		0	0	(2)	0	0	0	(2)	0	820	820	0	0
000242485	HOUSTON	TX		10/23/2019		0	0	(47)	0	0	0	(47)	0	1,345	1,345	0	0
000238351	FRESNO	TX		10/23/2019		0	0	(9)	0	0	0	(9)	0	2,048	2,048	0	0
000237548	CHESTER	VA		10/23/2019		0	0	(6)	0	0	0	(6)	0	1,145	1,145	0	0
000240953	LAKE WORTH	FL		10/23/2019		0	0	(1)	0	0	0	(1)	0	848	848	0	0
000243538	CRESTVIEW	FL		10/23/2019		0	0	4	0	0	0	4	0	657	657	0	0
000244674	BRONX	NY		10/23/2019		0	0	15	0	0	0	15	0	3,088	3,088	0	0
000241487	SAN ANTONIO	TX		10/23/2019		0	0	2	0	0	0	2	0	339	339	0	0
000244203	ORLANDO	FL		10/23/2019		0	0	2	0	0	0	2	0	485	485	0	0
000240338	BAY SHORE	NY		10/23/2019		0	0	(4)	0	0	0	(4)	0	556	556	0	0
000238407	ALBERTA	VA		10/23/2019		0	0	(14)	0	0	0	(14)	0	1,317	1,317	0	0
000237353	EASTON	PA		10/23/2019		0	0	3	0	0	0	3	0	1,803	1,803	0	0
000237491	BAIRD	TX		10/23/2019		0	0	(4)	0	0	0	(4)	0	407	407	0	0
000243011	POTTSVILLE	AR		10/23/2019		0	0	(1)	0	0	0	(1)	0	420	420	0	0
000242208	KATY	TX		10/23/2019		0	0	(4)	0	0	0	(4)	0	373	373	0	0
000239210	RUPERT	ID		10/23/2019		0	0	(1)	0	0	0	(1)	0	198	198	0	0
000241963	CHICAGO	IL		10/23/2019		0	0	(3)	0	0	0	(3)	0	393	393	0	0
000238069	LEANDER	TX		10/23/2019		0	0	(1)	0	0	0	(1)	0	696	696	0	0

E02.64

STATEMENT AS OF JUNE 30, 2024 OF THE Reliance Standard Life Insurance Company

SCHEDULE B - PART 3

Showing All Mortgage Loans DISPOSED, Transferred or Repaid During the Current Quarter

1 Loan Number	2 Location		4 Loan Type	5 Date Acquired	6 Disposal Date	7 Book Value/ Recorded Investment Excluding Accrued Interest Prior Year	8 Change in Book Value/Recorded Investment					14 Book Value/ Recorded Investment Excluding Accrued Interest on Disposal	15 Consid- eration	16 Foreign Exchange Gain (Loss) on Disposal	17 Realized Gain (Loss) on Disposal	18 Total Gain (Loss) on Disposal	
	2 City	3 State					8 Unrealized Valuation Increase/ (Decrease)	9 Current Year's (Amortization) /Accretion	10 Current Year's Other- Than- Temporary Impairment Recognized	11 Capitalized Deferred Interest and Other	12 Total Change in Book Value (8+9-10+11)						13 Total Foreign Exchange Change in Book Value
000244665	SHIPPENSBURG	PA		10/23/2019		0	0	8	0	0	0	8	0	788	788	0	0
000249043	ROCKY POINT	NC		10/23/2019		0	0	0	0	0	0	0	0	1,131	1,131	0	0
000237508	GREENFIELD	WI		10/23/2019		0	0	6	0	0	0	6	0	509	509	0	0
000238839	ROBERTA	GA		10/23/2019		0	0	(9)	0	0	0	(9)	0	821	821	0	0
000238506	ZACHARY	LA		10/23/2019		0	0	8	0	0	0	8	0	710	710	0	0
000244189	BIRMINGHAM	AL		10/23/2019		0	0	2	0	0	0	2	0	455	455	0	0
000242668	HOUSTON	TX		10/23/2019		0	0	1	0	0	0	1	0	701	701	0	0
000240632	STEPHENSON	VA		10/23/2019		0	0	0	0	0	0	0	0	2,077	2,077	0	0
000239781	STURGIS	SD		10/23/2019		0	0	2	0	0	0	2	0	514	514	0	0
000243472	SELMA	AL		10/23/2019		0	0	2	0	0	0	2	0	819	819	0	0
000238978	BUCKEYE	AZ		10/23/2019		0	0	7	0	0	0	7	0	1,236	1,236	0	0
000238168	BURLINGTON	KY		10/23/2019		0	0	1	0	0	0	1	0	587	587	0	0
000239310	BUSHNELL	IL		10/23/2019		0	0	1	0	0	0	1	0	476	476	0	0
000242335	RAEFORD	NC		10/23/2019		0	0	3	0	0	0	3	0	1,499	1,499	0	0
000242529	ROSELLE	NJ		10/23/2019		0	0	(7)	0	0	0	(7)	0	1,886	1,886	0	0
000243001	MOUNT HOLLY	NC		10/23/2019		0	0	2	0	0	0	2	0	794	794	0	0
000239782	OCALA	FL		10/23/2019		0	0	(1)	0	0	0	(1)	0	399	399	0	0
000238644	GLENVILLE	PA		10/23/2019		0	0	(2)	0	0	0	(2)	0	646	646	0	0
000237451	SCHENECTADY	NY		10/23/2019		0	0	3	0	0	0	3	0	711	711	0	0
000241142	NAPPANEE	IN		10/23/2019		0	0	1	0	0	0	1	0	918	918	0	0
000238311	INWOOD	WV		10/23/2019		0	0	(6)	0	0	0	(6)	0	1,194	1,194	0	0
000237784	ROCKWOOD	MI		10/23/2019		0	0	2	0	0	0	2	0	405	405	0	0
000238782	NEWPORT	TN		10/23/2019		0	0	(3)	0	0	0	(3)	0	575	575	0	0
000237646	DENVER	CO		10/23/2019		0	0	7	0	0	0	7	0	2,369	2,369	0	0
000240826	BROOKLYN	NY		10/23/2019		0	0	7	0	0	0	7	0	1,437	1,437	0	0
000239029	DURHAM	NC		10/23/2019		0	0	(2)	0	0	0	(2)	0	845	845	0	0
000239838	BURLINGTON	KY		10/23/2019		0	0	3	0	0	0	3	0	720	720	0	0
000237645	YORK	PA		10/23/2019		0	0	(1)	0	0	0	(1)	0	656	656	0	0
000242003	LANCASTER	TX		10/23/2019		0	0	(16)	0	0	0	(16)	0	1,865	1,865	0	0
000239506	WALKER	LA		10/23/2019		0	0	(2)	0	0	0	(2)	0	1,180	1,180	0	0
000240631	MCDONALD	PA		10/23/2019		0	0	(3)	0	0	0	(3)	0	886	886	0	0
000243189	DEVINE	TX		10/23/2019		0	0	2	0	0	0	2	0	762	762	0	0
000239168	ELIZABETH	IN		10/23/2019		0	0	1	0	0	0	1	0	580	580	0	0
000237978	NORMANDY	TN		10/23/2019		0	0	2	0	0	0	2	0	678	678	0	0
000240155	JERSEY CITY	NJ		10/23/2019		0	0	8	0	0	0	8	0	1,151	1,151	0	0
000239977	ORRVILLE	OH		10/23/2019		0	0	(9)	0	0	0	(9)	0	1,030	1,030	0	0
000243527	PERRY	GA		10/23/2019		0	0	2	0	0	0	2	0	932	932	0	0
000238505	WESLACO	TX		10/23/2019		0	0	5	0	0	0	5	0	1,349	1,349	0	0
000238167	CALLAHAN	FL		10/23/2019		0	0	(3)	0	0	0	(3)	0	1,022	1,022	0	0
000238979	LINWOOD	MI		10/23/2019		0	0	(1)	0	0	0	(1)	0	85	85	0	0
000240293	MIAMI SPRINGS	FL		10/23/2019		0	0	(33)	0	0	0	(33)	0	2,204	2,204	0	0
000242950	IMPERIAL	CA		10/23/2019		0	0	(10)	0	0	0	(10)	0	1,198	1,198	0	0
000243000	WEST LAFAYETTE	IN		10/23/2019		0	0	1	0	0	0	1	0	155	155	0	0
000243333	HARMONY	NC		10/23/2019		0	0	0	0	0	0	0	0	350	350	0	0
000241143	EDGERTON	KS		10/23/2019		0	0	2	0	0	0	2	0	1,543	1,543	0	0
000240487	POTTSVILLE	PA		10/23/2019		0	0	0	0	0	0	0	0	390	390	0	0
000239839	SAN ANTONIO	TX		10/23/2019		0	0	0	0	0	0	0	0	464	464	0	0
000243666	HOMESTEAD	FL		10/23/2019		0	0	(2)	0	0	0	(2)	0	707	707	0	0
000241005	OLDSMAR	FL		10/23/2019		0	0	15	0	0	0	15	0	2,506	2,506	0	0
000249180	BLOOMINGTON	IN		10/23/2019		0	0	5	0	0	0	5	0	1,072	1,072	0	0
000249041	WILDWOOD	GA		10/23/2019		0	0	(4)	0	0	0	(4)	0	1,149	1,149	0	0

E02.65

STATEMENT AS OF JUNE 30, 2024 OF THE Reliance Standard Life Insurance Company

SCHEDULE B - PART 3

Showing All Mortgage Loans DISPOSED, Transferred or Repaid During the Current Quarter

1 Loan Number	2 Location		4 Loan Type	5 Date Acquired	6 Disposal Date	7 Book Value/ Recorded Investment Excluding Accrued Interest Prior Year	8 Change in Book Value/Recorded Investment						14 Book Value/ Recorded Investment Excluding Accrued Interest on Disposal	15 Consid- eration	16 Foreign Exchange Gain (Loss) on Disposal	17 Realized Gain (Loss) on Disposal	18 Total Gain (Loss) on Disposal
	2 City	3 State					8 Unrealized Valuation Increase/ (Decrease)	9 Current Year's (Amortization) /Accretion	10 Current Year's Other- Than- Temporary Impairment Recognized	11 Capitalized Deferred Interest and Other	12 Total Change in Book Value (8+9-10+11)	13 Total Foreign Exchange Change in Book Value					
000240292	FAYETTEVILLE	NC		10/23/2019		0	0	0	0	0	0	0	468	468	0	0	0
000240963	EUREKA	IL		10/23/2019		0	0	7	0	0	0	7	764	764	0	0	0
000244001	COLUMBUS	GA		10/23/2019		0	0	(13)	0	0	0	(13)	850	850	0	0	0
000240154	ELK GROVE	CA		10/23/2019		0	0	(1)	0	0	0	(1)	472	472	0	0	0
000241953	HOLLAND PATENT	NY		10/23/2019		0	0	(2)	0	0	0	(2)	735	735	0	0	0
000243812	O FALLON	MO		10/23/2019		0	0	1	0	0	0	1	639	639	0	0	0
000237592	MOUNTAIN HOUSE	CA		10/23/2019		0	0	4	0	0	0	4	1,349	1,349	0	0	0
000237930	CAMBRIDGE	VT		10/23/2019		0	0	(1)	0	0	0	(1)	808	808	0	0	0
000243141	RUSKIN	FL		10/23/2019		0	0	(1)	0	0	0	(1)	802	802	0	0	0
000238508	OXFORD	WI		10/23/2019		0	0	3	0	0	0	3	924	924	0	0	0
000240015	ALEXANDER	AR		10/23/2019		0	0	1	0	0	0	1	1,160	1,160	0	0	0
000242280	DENTON	TX		10/23/2019		0	0	(9)	0	0	0	(9)	1,226	1,226	0	0	0
000238976	EFFINGHAM	IL		10/23/2019		0	0	2	0	0	0	2	789	789	0	0	0
000240348	DERBY	KS		10/23/2019		0	0	0	0	0	0	0	510	510	0	0	0
000239027	CHICAGO	IL		10/23/2019		0	0	(4)	0	0	0	(4)	1,366	1,366	0	0	0
000242951	GONZALES	LA		10/23/2019		0	0	0	0	0	0	0	1,020	1,020	0	0	0
000237786	NEW WATERFORD	OH		10/23/2019		0	0	(7)	0	0	0	(7)	1,393	1,393	0	0	0
000238646	RUTHER GLEN	VA		10/23/2019		0	0	(1)	0	0	0	(1)	1,030	1,030	0	0	0
000240153	CARNEGIE	PA		10/23/2019		0	0	(5)	0	0	0	(5)	1,014	1,014	0	0	0
000242142	PILOT	VA		10/23/2019		0	0	0	0	0	0	0	551	551	0	0	0
000242475	LA VERGNE	TN		10/23/2019		0	0	13	0	0	0	13	1,234	1,234	0	0	0
000241477	WEST MELBOURNE	FL		10/23/2019		0	0	2	0	0	0	2	551	551	0	0	0
000241815	SPRING HILL	FL		10/23/2019		0	0	2	0	0	0	2	1,366	1,366	0	0	0
000244334	DURHAM	NC		10/23/2019		0	0	1	0	0	0	1	1,216	1,216	0	0	0
000239503	CLOVER	SC		10/23/2019		0	0	3	0	0	0	3	751	751	0	0	0
000239498	ROCHESTER	NY		10/23/2019		0	0	(11)	0	0	0	(11)	1,033	1,033	0	0	0
000241621	ROCKFORD	IL		10/23/2019		0	0	0	0	0	0	0	561	561	0	0	0
000242338	COLLEGE PARK	GA		10/23/2019		0	0	2	0	0	0	2	719	719	0	0	0
000238451	BROOKLAND	AR		10/23/2019		0	0	1	0	0	0	1	871	871	0	0	0
000239975	PALM COAST	FL		10/23/2019		0	0	(9)	0	0	0	(9)	1,865	1,865	0	0	0
000240291	FLETCHER	OK		10/23/2019		0	0	2	0	0	0	2	980	980	0	0	0
000239642	THAXTON	MS		10/23/2019		0	0	1	0	0	0	1	476	476	0	0	0
000242814	ACUSHNET	MA		10/23/2019		0	0	6	0	0	0	6	2,332	2,332	0	0	0
000243140	OKMULGEE	OK		10/23/2019		0	0	1	0	0	0	1	708	708	0	0	0
000241145	AMHERST	VA		10/23/2019		0	0	11	0	0	0	11	1,154	1,154	0	0	0
000238507	QUITMAN	GA		10/23/2019		0	0	0	0	0	0	0	623	623	0	0	0
000243002	FENTON	MI		10/23/2019		0	0	5	0	0	0	5	1,122	1,122	0	0	0
000242952	KIRKLIN	IN		10/23/2019		0	0	0	0	0	0	0	202	202	0	0	0
000243668	WILSON	NC		10/23/2019		0	0	1	0	0	0	1	1,005	1,005	0	0	0
000237452	ODESSA	TX		10/23/2019		0	0	(1)	0	0	0	(1)	60	60	0	0	0
000243335	KAUFMAN	TX		10/23/2019		0	0	(1)	0	0	0	(1)	284	284	0	0	0
000239837	PORTER	TX		10/23/2019		0	0	6	0	0	0	6	1,695	1,695	0	0	0
000240152	HOUSTON	TX		10/23/2019		0	0	2	0	0	0	2	1,019	1,019	0	0	0
000238783	BUNKIE	LA		10/23/2019		0	0	0	0	0	0	0	599	599	0	0	0
000242476	KILLEEN	TX		10/23/2019		0	0	1	0	0	0	1	863	863	0	0	0
000240961	INDIANAPOLIS	IN		10/23/2019		0	0	7	0	0	0	7	787	787	0	0	0
000240485	DOUGLAS	AZ		10/23/2019		0	0	3	0	0	0	3	890	890	0	0	0
000239504	KENNETT	MO		10/23/2019		0	0	0	0	0	0	0	231	231	0	0	0
000238835	SARATOGA SPRINGS	UT		10/23/2019		0	0	(14)	0	0	0	(14)	2,373	2,373	0	0	0
000238497	KALISPELL	MT		10/23/2019		0	0	2	0	0	0	2	1,144	1,144	0	0	0
000241284	MILTON	WI		10/23/2019		0	0	0	0	0	0	0	309	309	0	0	0

E02.66

STATEMENT AS OF JUNE 30, 2024 OF THE Reliance Standard Life Insurance Company

SCHEDULE B - PART 3

Showing All Mortgage Loans DISPOSED, Transferred or Repaid During the Current Quarter

1 Loan Number	2 Location		4 Loan Type	5 Date Acquired	6 Disposal Date	7 Book Value/ Recorded Investment Excluding Accrued Interest Prior Year	8 Change in Book Value/Recorded Investment						14 Book Value/ Recorded Investment Excluding Accrued Interest on Disposal	15 Consid- eration	16 Foreign Exchange Gain (Loss) on Disposal	17 Realized Gain (Loss) on Disposal	18 Total Gain (Loss) on Disposal
	2 City	3 State					8 Unrealized Valuation Increase/ (Decrease)	9 Current Year's (Amortization) /Accretion	10 Current Year's Other- Than- Temporary Impairment Recognized	11 Capitalized Deferred Interest and Other	12 Total Change in Book Value (8+9-10+11)	13 Total Foreign Exchange Change in Book Value					
000243476	MANDEVILLE	LA		10/23/2019		0	0	5	0	0	0	5	0	1,485	1,485	0	0
000238502	COLONIAL BEACH	VA		10/23/2019		0	0	(18)	0	0	0	(18)	0	1,122	1,122	0	0
000240290	EDGEWOOD	KY		10/23/2019		0	0	0	0	0	0	0	0	782	782	0	0
000238164	GASSVILLE	AR		10/23/2019		0	0	(2)	0	0	0	(2)	0	594	594	0	0
000243143	WALNUT GROVE	MO		10/23/2019		0	0	2	0	0	0	2	0	778	778	0	0
000237642	LAMESA	TX		10/23/2019		0	0	0	0	0	0	0	0	134	134	0	0
000240679	GAINESVILLE	GA		10/23/2019		0	0	2	0	0	0	2	0	301	301	0	0
000241146	KNOXVILLE	TN		10/23/2019		0	0	3	0	0	0	3	0	1,631	1,631	0	0
000239357	FOREST	VA		10/23/2019		0	0	(14)	0	0	0	(14)	0	1,710	1,710	0	0
000243814	CORDOVA	TN		10/23/2019		0	0	2	0	0	0	2	0	1,189	1,189	0	0
000242620	CORPUS CHRISTI	TX		10/23/2019		0	0	1	0	0	0	1	0	498	498	0	0
000239834	NORTH AUGUSTA	SC		10/23/2019		0	0	3	0	0	0	3	0	746	746	0	0
000244474	MANHEIM	PA		10/23/2019		0	0	0	0	0	0	0	0	1,657	1,657	0	0
000238974	LANCASTER	KY		10/23/2019		0	0	0	0	0	0	0	0	315	315	0	0
000249185	RADCLIFF	KY		10/23/2019		0	0	3	0	0	0	3	0	657	657	0	0
000238358	YAKIMA	WA		10/23/2019		0	0	1	0	0	0	1	0	2,472	2,472	0	0
000241817	BROOKLYN	NY		10/23/2019		0	0	(3)	0	0	0	(3)	0	1,981	1,981	0	0
000242477	REYNOLDSBURG	OH		10/23/2019		0	0	(2)	0	0	0	(2)	0	1,540	1,540	0	0
000244336	FAYETTEVILLE	NC		10/23/2019		0	0	(1)	0	0	0	(1)	0	1,029	1,029	0	0
000240484	SALINEVILLE	OH		10/23/2019		0	0	(1)	0	0	0	(1)	0	314	314	0	0
000237780	WESLACO	TX		10/23/2019		0	0	1	0	0	0	1	0	1,149	1,149	0	0
000243282	PARRISH	AL		10/23/2019		0	0	1	0	0	0	1	0	461	461	0	0
000241090	ASHLAND	KY		10/23/2019		0	0	0	0	0	0	0	0	442	442	0	0
000238834	HANNA CITY	IL		10/23/2019		0	0	6	0	0	0	6	0	681	681	0	0
000241956	VANDERGRIFT	PA		10/23/2019		0	0	(7)	0	0	0	(7)	0	512	512	0	0
000244668	NOBLESVILLE	IN		10/23/2019		0	0	3	0	0	0	3	0	628	628	0	0
000238501	WEBSTER CITY	IA		10/23/2019		0	0	1	0	0	0	1	0	344	344	0	0
000244002	JEFFERSON CITY	MO		10/23/2019		0	0	5	0	0	0	5	0	866	866	0	0
000240678	PRINCETON	TX		10/23/2019		0	0	2	0	0	0	2	0	771	771	0	0
000240345	QUEENS VILLAGE	NY		10/23/2019		0	0	(2)	0	0	0	(2)	0	2,307	2,307	0	0
000237641	HENDERSONVILLE	TN		10/23/2019		0	0	(7)	0	0	0	(7)	0	2,365	2,365	0	0
000237974	NILES	MI		10/23/2019		0	0	(3)	0	0	0	(3)	0	940	940	0	0
000243475	GREENVILLE	NC		10/23/2019		0	0	3	0	0	0	3	0	917	917	0	0
000243813	CHICAGO	IL		10/23/2019		0	0	(6)	0	0	0	(6)	0	1,514	1,514	0	0
000237503	BROWNSVILLE	TX		10/23/2019		0	0	(1)	0	0	0	(1)	0	35	35	0	0
000239026	HENDERSON	NV		10/23/2019		0	0	4	0	0	0	4	0	1,387	1,387	0	0
000237497	LITTLE ROCK	AR		10/23/2019		0	0	0	0	0	0	0	0	507	507	0	0
000242621	SPRING	TX		10/23/2019		0	0	1	0	0	0	1	0	31	31	0	0
000241762	CHICAGO	IL		10/23/2019		0	0	8	0	0	0	8	0	1,666	1,666	0	0
000238024	MONROE	WA		10/23/2019		0	0	(223)	0	0	0	(223)	0	6,554	6,554	0	0
000239164	CAMBRIDGE	OH		10/23/2019		0	0	(2)	0	0	0	(2)	0	279	279	0	0
000239835	MARYSVILLE	OH		10/23/2019		0	0	1	0	0	0	1	0	605	605	0	0
000242954	GREENCASTLE	PA		10/23/2019		0	0	(2)	0	0	0	(2)	0	681	681	0	0
000238833	CLAY	NY		10/23/2019		0	0	(1)	0	0	0	(1)	0	677	677	0	0
000243281	RUSSELLVILLE	AL		10/23/2019		0	0	0	0	0	0	0	0	534	534	0	0
000242761	MANOR	TX		10/23/2019		0	0	1	0	0	0	1	0	967	967	0	0
000238028	VERDIGRIS	OK		10/23/2019		0	0	2	0	0	0	2	0	745	745	0	0
000237644	COLUMBUS	GA		10/23/2019		0	0	2	0	0	0	2	0	570	570	0	0
000243816	COPIAGUE	NY		10/23/2019		0	0	(10)	0	0	0	(10)	0	1,515	1,515	0	0
000243145	TYRONE	PA		10/23/2019		0	0	(2)	0	0	0	(2)	0	284	284	0	0
000242090	CHESTERBROOK	PA		10/23/2019		0	0	1	0	0	0	1	0	888	888	0	0

E02.67

STATEMENT AS OF JUNE 30, 2024 OF THE Reliance Standard Life Insurance Company

SCHEDULE B - PART 3

Showing All Mortgage Loans DISPOSED, Transferred or Repaid During the Current Quarter

1 Loan Number	2 Location		4 Loan Type	5 Date Acquired	6 Disposal Date	7 Book Value/ Recorded Investment Excluding Accrued Interest Prior Year	8 Change in Book Value/Recorded Investment					14 Book Value/ Recorded Investment Excluding Accrued Interest on Disposal	15 Consid- eration	16 Foreign Exchange Gain (Loss) on Disposal	17 Realized Gain (Loss) on Disposal	18 Total Gain (Loss) on Disposal
	2 City	3 State					8 Unrealized Valuation Increase/ (Decrease)	9 Current Year's (Amortization) /Accretion	10 Current Year's Other- Than- Temporary Impairment Recognized	11 Capitalized Deferred Interest and Other	12 Total Change in Book Value (8+9-10+11)					
000243007	PUPOSKY	MINN.		10/23/2019		0	0	(1)	0	0	(1)	0	551	551	0	0
000239688	BETHEL	OH.		10/23/2019		0	0	0	0	0	0	0	284	284	0	0
000240344	MILWAUKEE	WI		10/23/2019		0	0	1	0	0	1	0	526	526	0	0
000241957	COLUMBIA CITY	IN.		10/23/2019		0	0	(2)	0	0	(2)	0	602	602	0	0
000241148	CHRISTIANSBURG	VA.		10/23/2019		0	0	(2)	0	0	(2)	0	625	625	0	0
000238642	BUFFALO MILLS	PA.		10/23/2019		0	0	1	0	0	1	0	433	433	0	0
000244477	PHILADELPHIA	PA.		10/23/2019		0	0	(6)	0	0	(6)	0	719	719	0	0
000237839	BARRY	IL.		10/23/2019		0	0	2	0	0	2	0	1,132	1,132	0	0
000239832	DUNCANNON	PA.		10/23/2019		0	0	4	0	0	4	0	2,330	2,330	0	0
000242146	FRANKLIN FURNACE	OH.		10/23/2019		0	0	1	0	0	1	0	92	92	0	0
000243760	MOCKSVILLE	NC.		10/23/2019		0	0	1	0	0	1	0	345	345	0	0
000244338	CENTERVILLE	OH.		10/23/2019		0	0	3	0	0	3	0	1,099	1,099	0	0
000243955	CANTON	GA.		10/23/2019		0	0	(6)	0	0	(6)	0	220	220	0	0
000242008	MANSFIELD	TX.		10/23/2019		0	0	(2)	0	0	(2)	0	843	843	0	0
000249045	IDA	MI		10/23/2019		0	0	3	0	0	3	0	1,814	1,814	0	0
000239970	INDIAN LAND	SC.		10/23/2019		0	0	3	0	0	3	0	1,123	1,123	0	0
000242817	JONESVILLE	NC.		10/23/2019		0	0	0	0	0	0	0	450	450	0	0
000243146	GILLETTE	WY.		10/23/2019		0	0	0	0	0	0	0	742	742	0	0
000237782	FAYETTEVILLE	NC.		10/23/2019		0	0	465	0	0	465	0	465	465	0	0
000243622	MENTOR	OH.		10/23/2019		0	0	(2)	0	0	(2)	0	890	890	0	0
000241430	PHILADELPHIA	PA.		10/23/2019		0	0	(1)	0	0	(1)	0	500	500	0	0
000237643	LINDEN	VA.		10/23/2019		0	0	5	0	0	5	0	930	930	0	0
000238498	ARCADIA	WI.		10/23/2019		0	0	(1)	0	0	(1)	0	625	625	0	0
000240538	WALNUTPORT	PA.		10/23/2019		0	0	4	0	0	4	0	785	785	0	0
000243953	MONTGOMERY	AL.		10/23/2019		0	0	(5)	0	0	(5)	0	528	528	0	0
000242091	ROCKVILLE CENTRE	NY.		10/23/2019		0	0	14	0	0	14	0	2,960	2,960	0	0
000243477	VILLA RICA	GA.		10/23/2019		0	0	(24)	0	0	(24)	0	2,272	2,272	0	0
000239356	DALLAS	GA.		10/23/2019		0	0	(7)	0	0	(7)	0	1,059	1,059	0	0
000240676	MUSKEGON	MI		10/23/2019		0	0	(1)	0	0	(1)	0	548	548	0	0
000237505	BEREA	OH.		10/23/2019		0	0	(3)	0	0	(3)	0	1,005	1,005	0	0
000237838	WEST LAFAYETTE	OH.		10/23/2019		0	0	1	0	0	1	0	1,102	1,102	0	0
000243339	FERRDALE	WA.		10/23/2019		0	0	10	0	0	10	0	1,425	1,425	0	0
000244143	SAN ANTONIO	TX.		10/23/2019		0	0	0	0	0	0	0	612	612	0	0
000242147	ELLIJAY	GA.		10/23/2019		0	0	5	0	0	5	0	804	804	0	0
000239495	SCOTIA	NY.		10/23/2019		0	0	2	0	0	2	0	746	746	0	0
000237837	OLEAN	NY.		10/23/2019		0	0	3	0	0	3	0	1,143	1,143	0	0
000239024	SEAFORD	NY.		10/23/2019		0	0	6	0	0	6	0	1,459	1,459	0	0
000243283	LEHIGH ACRES	FL.		10/23/2019		0	0	2	0	0	2	0	1,360	1,360	0	0
000239971	BUCKEYE	AZ.		10/23/2019		0	0	4	0	0	4	0	1,187	1,187	0	0
000249044	LUSBY	MD.		10/23/2019		0	0	2	0	0	2	0	1,028	1,028	0	0
000249182	ALBUQUERQUE	NM.		10/23/2019		0	0	1	0	0	1	0	1,375	1,375	0	0
000238026	GASTONIA	NC.		10/23/2019		0	0	0	0	0	0	0	681	681	0	0
000241431	WILLIAMSPORT	MD.		10/23/2019		0	0	4	0	0	4	0	1,033	1,033	0	0
000242818	SAN ANTONIO	TX.		10/23/2019		0	0	1	0	0	1	0	561	561	0	0
000244284	TAUNTON	MA.		10/23/2019		0	0	3	0	0	3	0	1,304	1,304	0	0
000240675	MOBILE	AL.		10/23/2019		0	0	(1)	0	0	(1)	0	825	825	0	0
000239457	VINCENNES	IN.		10/23/2019		0	0	0	0	0	0	0	83	83	0	0
000241570	ELMHURST	IL.		10/23/2019		0	0	(11)	0	0	(11)	0	1,008	1,008	0	0
000242958	MIDDLETON	TN.		10/23/2019		0	0	(10)	0	0	(10)	0	1,379	1,379	0	0
000239124	OPALOUSAS	LA.		10/23/2019		0	0	(6)	0	0	(6)	0	685	685	0	0
000240199	BRONX	NY.		10/23/2019		0	0	(14)	0	0	(14)	0	1,812	1,812	0	0

E02.68

STATEMENT AS OF JUNE 30, 2024 OF THE Reliance Standard Life Insurance Company

SCHEDULE B - PART 3

Showing All Mortgage Loans DISPOSED, Transferred or Repaid During the Current Quarter

1 Loan Number	2 Location		4 Loan Type	5 Date Acquired	6 Disposal Date	7 Book Value/ Recorded Investment Excluding Accrued Interest Prior Year	8 Change in Book Value/Recorded Investment					14 Book Value/ Recorded Investment Excluding Accrued Interest on Disposal	15 Consid- eration	16 Foreign Exchange Gain (Loss) on Disposal	17 Realized Gain (Loss) on Disposal	18 Total Gain (Loss) on Disposal
	2 City	3 State					8 Unrealized Valuation Increase/ (Decrease)	9 Current Year's (Amortization) /Accretion	10 Current Year's Other- Than- Temporary Impairment Recognized	11 Capitalized Deferred Interest and Other	12 Total Change in Book Value (8+9-10+11)					
000244146	SAINT LOUIS	MO		10/23/2019		0	0	(1)	0	0	(1)	0	478	478	0	0
000243091	PORT WENTWORTH	GA		10/23/2019		0	0	2	0	0	2	0	578	578	0	0
000239595	OCALA	FL		10/23/2019		0	0	2	0	0	2	0	944	944	0	0
000242625	VALLEY BEND	WV		10/23/2019		0	0	2	0	0	2	0	703	703	0	0
000244479	FRANKLIN	IN		10/23/2019		0	0	(2)	0	0	(2)	0	603	603	0	0
000238458	CORINTH	MS		10/23/2019		0	0	(8)	0	0	(8)	0	611	611	0	0
000239262	BYESVILLE	OH		10/23/2019		0	0	1	0	0	1	0	560	560	0	0
000237880	EMINENCE	KY		10/23/2019		0	0	0	0	0	0	0	806	806	0	0
000238596	NILES	MI		10/23/2019		0	0	2	0	0	2	0	793	793	0	0
000243624	MOUNT MARION	NY		10/23/2019		0	0	(1)	0	0	(1)	0	753	753	0	0
000242957	MCALESTER	OK		10/23/2019		0	0	(1)	0	0	(1)	0	315	315	0	0
000240536	SPRING HILL	FL		10/23/2019		0	0	2	0	0	2	0	635	635	0	0
000241432	READING	PA		10/23/2019		0	0	0	0	0	0	0	528	528	0	0
000239319	NAVASOTA	TX		10/23/2019		0	0	1	0	0	1	0	1,239	1,239	0	0
000241765	BIDDEFORD	ME		10/23/2019		0	0	0	0	0	0	0	1,023	1,023	0	0
000244621	SPRINGFIELD	MA		10/23/2019		0	0	2	0	0	2	0	1,039	1,039	0	0
000244283	SOUTHBRIDGE	MA		10/23/2019		0	0	1	0	0	1	0	1,571	1,571	0	0
000239934	VACHERIE	LA		10/23/2019		0	0	6	0	0	6	0	1,476	1,476	0	0
000239263	TRAVERSE CITY	MI		10/23/2019		0	0	5	0	0	5	0	1,221	1,221	0	0
000242626	LACEY	WA		10/23/2019		0	0	30	0	0	30	0	4,660	4,660	0	0
000242149	BLOOMFIELD	NM		10/23/2019		0	0	(3)	0	0	(3)	0	1,567	1,567	0	0
000243761	BLYTHEWOOD	SC		10/23/2019		0	0	4	0	0	4	0	874	874	0	0
000238262	MILFORD	MI		10/23/2019		0	0	(1)	0	0	(1)	0	497	497	0	0
000241095	HULL	GA		10/23/2019		0	0	0	0	0	0	0	1,037	1,037	0	0
000244339	CAMDEN	OH		10/23/2019		0	0	(11)	0	0	(11)	0	1,007	1,007	0	0
000240202	BRONX	NY		10/23/2019		0	0	10	0	0	10	0	2,162	2,162	0	0
000242093	GASTONIA	NC		10/23/2019		0	0	1	0	0	1	0	485	485	0	0
000241433	CHESTER	VA		10/23/2019		0	0	0	0	0	0	0	674	674	0	0
000243956	BUFORD	GA		10/23/2019		0	0	1	0	0	1	0	618	618	0	0
000240673	WAXHAW	NC		10/23/2019		0	0	2	0	0	2	0	625	625	0	0
000242765	SHANNON HILLS	AR		10/23/2019		0	0	(2)	0	0	(2)	0	882	882	0	0
000238880	SAFFORD	AZ		10/23/2019		0	0	(1)	0	0	(1)	0	779	779	0	0
000243764	LITTLE ELM	TX		10/23/2019		0	0	1	0	0	1	0	799	799	0	0
000242570	MAUCKPORT	IN		10/23/2019		0	0	2	0	0	2	0	648	648	0	0
000237410	OAKDALE	PA		10/23/2019		0	0	(32)	0	0	(32)	0	2,976	2,976	0	0
000241629	CHICAGO	IL		10/23/2019		0	0	(3)	0	0	(3)	0	741	741	0	0
000239317	NATCHITOCHES	LA		10/23/2019		0	0	(31)	0	0	(31)	0	2,272	2,272	0	0
000243288	EAST WENATCHEE	WA		10/23/2019		0	0	3	0	0	3	0	1,877	1,877	0	0
000240867	LITTLE ROCK	AR		10/23/2019		0	0	0	0	0	0	0	554	554	0	0
000241434	BALTIMORE	MD		10/23/2019		0	0	0	0	0	0	0	385	385	0	0
000238603	KYLE	TX		10/23/2019		0	0	(1)	0	0	(1)	0	770	770	0	0
000239455	MANCHESTER	NH		10/23/2019		0	0	4	0	0	4	0	980	980	0	0
000240196	CHATTANOOGA	TN		10/23/2019		0	0	0	0	0	0	0	247	247	0	0
000241767	SMYRNA	TN		10/23/2019		0	0	0	0	0	0	0	979	979	0	0
000237938	INDIAN HEAD	MD		10/23/2019		0	0	(6)	0	0	(6)	0	2,024	2,024	0	0
000238741	COVINGTON	GA		10/23/2019		0	0	1	0	0	1	0	683	683	0	0
000244285	RALEIGH	NC		10/23/2019		0	0	0	0	0	0	0	247	247	0	0
000242628	BIRMINGHAM	AL		10/23/2019		0	0	2	0	0	2	0	518	518	0	0
000241435	WASHINGTON	DC		10/23/2019		0	0	4	0	0	4	0	514	514	0	0
000238070	PIEDMONT	AL		10/23/2019		0	0	1	0	0	1	0	1,004	1,004	0	0
000244147	HEPHZIBAH	GA		10/23/2019		0	0	6	0	0	6	0	1,197	1,197	0	0

E02.69

STATEMENT AS OF JUNE 30, 2024 OF THE Reliance Standard Life Insurance Company

SCHEDULE B - PART 3

Showing All Mortgage Loans DISPOSED, Transferred or Repaid During the Current Quarter

1 Loan Number	2 Location		4 Loan Type	5 Date Acquired	6 Disposal Date	7 Book Value/ Recorded Investment Excluding Accrued Interest Prior Year	8 Change in Book Value/Recorded Investment						14 Book Value/ Recorded Investment Excluding Accrued Interest on Disposal	15 Consid- eration	16 Foreign Exchange Gain (Loss) on Disposal	17 Realized Gain (Loss) on Disposal	18 Total Gain (Loss) on Disposal
	2 City	3 State					8 Unrealized Valuation Increase/ (Decrease)	9 Current Year's (Amortization) /Accretion	10 Current Year's Other- Than- Temporary Impairment Recognized	11 Capitalized Deferred Interest and Other	12 Total Change in Book Value (8+9-10+11)	13 Total Foreign Exchange Change in Book Value					
000243092	VIDOR	TX		10/23/2019		0	0	(11)	0	0	0	(11)	0	433	433	0	0
000244090	FAIRVIEW HEIGHTS	IL		10/23/2019		0	0	0	0	0	0	0	0	662	662	0	0
000243763	LONOKE	AR		10/23/2019		0	0	(6)	0	0	0	(6)	0	666	666	0	0
000241102	CHESTERTOWN	NY		10/23/2019		0	0	0	0	0	0	0	0	426	426	0	0
000237881	BONNEY LAKE	WA		10/23/2019		0	0	4	0	0	0	4	0	1,769	1,769	0	0
000238934	NEW CONCORD	OH		10/23/2019		0	0	(6)	0	0	0	(6)	0	1,696	1,696	0	0
000241573	MEMPHIS	TN		10/23/2019		0	0	(2)	0	0	0	(2)	0	821	821	0	0
000244008	NILES	MI		10/23/2019		0	0	4	0	0	0	4	0	262	262	0	0
000244009	MOUNT AIRY	GA		10/23/2019		0	0	1	0	0	0	1	0	745	745	0	0
000243625	EASTON	PA		10/23/2019		0	0	(3)	0	0	0	(3)	0	1,798	1,798	0	0
000243287	ATHENS	AL		10/23/2019		0	0	1	0	0	0	1	0	439	439	0	0
000242766	OXFORD	MS		10/23/2019		0	0	0	0	0	0	0	0	533	533	0	0
000242433	YUMA	AZ		10/23/2019		0	0	1	0	0	0	1	0	978	978	0	0
000238264	GRANGER	WA		10/23/2019		0	0	3	0	0	0	3	0	1,802	1,802	0	0
000240195	CASSELBERRY	FL		10/23/2019		0	0	13	0	0	0	13	0	2,722	2,722	0	0
000240671	VERSAILLES	KY		10/23/2019		0	0	0	0	0	0	0	0	410	410	0	0
000237594	HOUSTON	TX		10/23/2019		0	0	2	0	0	0	2	0	624	624	0	0
000243095	SALEM	OH		10/23/2019		0	0	2	0	0	0	2	0	796	796	0	0
000240727	ALANSON	MI		10/23/2019		0	0	0	0	0	0	0	0	855	855	0	0
000238592	CUNNINGHAM	TN		10/23/2019		0	0	(16)	0	0	0	(16)	0	1,316	1,316	0	0
000241574	FINKSBURG	MD		10/23/2019		0	0	2	0	0	0	2	0	1,103	1,103	0	0
000244431	GRANITE CITY	IL		10/23/2019		0	0	(3)	0	0	0	(3)	0	634	634	0	0
000238931	WASCO	CA		10/23/2019		0	0	0	0	0	0	0	0	1,089	1,089	0	0
000243628	WEST MIDDLETOWN	PA		10/23/2019		0	0	2	0	0	0	2	0	770	770	0	0
000242572	BRONX	NY		10/23/2019		0	0	10	0	0	0	10	0	1,941	1,941	0	0
000240056	MECHANICSBURG	PA		10/23/2019		0	0	12	0	0	0	12	0	2,120	2,120	0	0
000238648	MORGANTON	NC		10/23/2019		0	0	(2)	0	0	0	(2)	0	611	611	0	0
000241769	GAFFNEY	SC		10/23/2019		0	0	8	0	0	0	8	0	1,599	1,599	0	0
000243910	HAMILTON	NJ		10/23/2019		0	0	4	0	0	0	4	0	1,132	1,132	0	0
000242096	COHES	NY		10/23/2019		0	0	(1)	0	0	0	(1)	0	364	364	0	0
000239453	ABILENE	TX		10/23/2019		0	0	0	0	0	0	0	0	932	932	0	0
000244626	WILLIAMSTOWN	NJ		10/23/2019		0	0	3	0	0	0	3	0	1,932	1,932	0	0
000243570	BELLAI RE	OH		10/23/2019		0	0	(2)	0	0	0	(2)	0	409	409	0	0
000241913	PHILADELPHIA	PA		10/23/2019		0	0	0	0	0	0	0	0	337	337	0	0
000241575	HIGH POINT	NC		10/23/2019		0	0	3	0	0	0	3	0	507	507	0	0
000243289	LILBOURN	MO		10/23/2019		0	0	1	0	0	0	1	0	576	576	0	0
000239316	ALTUS	OK		10/23/2019		0	0	(6)	0	0	0	(6)	0	749	749	0	0
000240864	HOUSTON	TX		10/23/2019		0	0	2	0	0	0	2	0	450	450	0	0
000238509	ADIRAN	MI		10/23/2019		0	0	3	0	0	0	3	0	1,353	1,353	0	0
000249141	NEW ORLEANS	LA		10/23/2019		0	0	0	0	0	0	0	0	712	712	0	0
000238314	NORTH AUGUSTA	SC		10/23/2019		0	0	6	0	0	0	6	0	1,207	1,207	0	0
000242911	CORCORAN	CA		10/23/2019		0	0	(35)	0	0	0	(35)	0	1,438	1,438	0	0
000239787	BATON ROUGE	LA		10/23/2019		0	0	2	0	0	0	2	0	953	953	0	0
000241381	READING	PA		10/23/2019		0	0	5	0	0	0	5	0	1,630	1,630	0	0
000239507	MONROEVILLE	OH		10/23/2019		0	0	0	0	0	0	0	0	836	836	0	0
000239169	MAGNOLIA	AR		10/23/2019		0	0	(1)	0	0	0	(1)	0	683	683	0	0
000243435	SEAFORD	DE		10/23/2019		0	0	(2)	0	0	0	(2)	0	102	102	0	0
000241105	SAIN T CHARLES	MI		10/23/2019		0	0	0	0	0	0	0	0	97	97	0	0
000241438	BEAUMONT	TX		10/23/2019		0	0	0	0	0	0	0	0	246	246	0	0
000238318	JACKSON	TN		10/23/2019		0	0	1	0	0	0	1	0	734	734	0	0
000238789	OWENSVILLE	MO		10/23/2019		0	0	2	0	0	0	2	0	1,105	1,105	0	0

E02.70

STATEMENT AS OF JUNE 30, 2024 OF THE Reliance Standard Life Insurance Company

SCHEDULE B - PART 3

Showing All Mortgage Loans DISPOSED, Transferred or Repaid During the Current Quarter

1 Loan Number	2 Location		4 Loan Type	5 Date Acquired	6 Disposal Date	7 Book Value/ Recorded Investment Excluding Accrued Interest Prior Year	8 Change in Book Value/Recorded Investment					14 Book Value/ Recorded Investment Excluding Accrued Interest on Disposal	15 Consid- eration	16 Foreign Exchange Gain (Loss) on Disposal	17 Realized Gain (Loss) on Disposal	18 Total Gain (Loss) on Disposal	
	2 City	3 State					8 Unrealized Valuation Increase/ (Decrease)	9 Current Year's (Amortization) /Accretion	10 Current Year's Other- Than- Temporary Impairment Recognized	11 Capitalized Deferred Interest and Other	12 Total Change in Book Value (8+9-10+11)						13 Total Foreign Exchange Change in Book Value
000237934	ARCANUM	OH		10/23/2019		0	0	4	0	0	0	4	0	672	672	0	0
000238123	KINGFISHER	OK		10/23/2019		0	0	3	0	0	0	3	0	810	810	0	0
000239312	FOWLER	MI		10/23/2019		0	0	1	0	0	0	1	0	667	667	0	0
000239645	HOLLISTER	CA		10/23/2019		0	0	7	0	0	0	7	0	1,201	1,201	0	0
000237458	BRANDYWINE	MD		10/23/2019		0	0	1	0	0	0	1	0	1,626	1,626	0	0
000241914	WINSLOW TOWNSHIP	NJ		10/23/2019		0	0	(8)	0	0	0	(8)	0	1,328	1,328	0	0
000244434	GILBERT	AZ		10/23/2019		0	0	3	0	0	0	3	0	987	987	0	0
000242103	VIRGINIA BEACH	VA		10/23/2019		0	0	4	0	0	0	4	0	1,073	1,073	0	0
000249140	SCOTT	LA		10/23/2019		0	0	(11)	0	0	0	(11)	0	2,221	2,221	0	0
000238594	SCOTT	LA		10/23/2019		0	0	3	0	0	0	3	0	743	743	0	0
000238261	ELKHART	IA		10/23/2019		0	0	1	0	0	0	1	0	536	536	0	0
000243241	LUMBERTON	TX		10/23/2019		0	0	2	0	0	0	2	0	679	679	0	0
000244101	INDIO	CA		10/23/2019		0	0	3	0	0	0	3	0	1,070	1,070	0	0
000242912	OBERLIN	LA		10/23/2019		0	0	2	0	0	0	2	0	1,006	1,006	0	0
000238317	HAMPSTEAD	NC		10/23/2019		0	0	0	0	0	0	0	0	1,056	1,056	0	0
000243101	ANNA	IL		10/23/2019		0	0	(1)	0	0	0	(1)	0	466	466	0	0
000240724	MILAN	IN		10/23/2019		0	0	0	0	0	0	0	0	796	796	0	0
000243096	OXFORD	NC		10/23/2019		0	0	5	0	0	0	5	0	1,378	1,378	0	0
000243767	UPPER MARLBORO	MD		10/23/2019		0	0	8	0	0	0	8	0	2,257	2,257	0	0
000240248	VANCOUVER	WA		10/23/2019		0	0	1	0	0	0	1	0	1,297	1,297	0	0
000242914	GONZALES	LA		10/23/2019		0	0	3	0	0	0	3	0	1,451	1,451	0	0
000242381	HOUSTON	TX		10/23/2019		0	0	(21)	0	0	0	(21)	0	2,922	2,922	0	0
000243434	CONWAY	SC		10/23/2019		0	0	(1)	0	0	0	(1)	0	543	543	0	0
000241915	CLINTON	MD		10/23/2019		0	0	0	0	0	0	0	0	1,574	1,574	0	0
000244571	FLINT	MI		10/23/2019		0	0	(2)	0	0	0	(2)	0	1,360	1,360	0	0
000243629	REMINGTON	VA		10/23/2019		0	0	6	0	0	0	6	0	1,083	1,083	0	0
000237318	CINCINNATI	OH		10/23/2019		0	0	(5)	0	0	0	(5)	0	743	743	0	0
000240386	TUSTIN	CA		10/23/2019		0	0	9	0	0	0	9	0	1,848	1,848	0	0
000242437	WARDEN	WA		10/23/2019		0	0	0	0	0	0	0	0	801	801	0	0
000244432	PARK CITY	KS		10/23/2019		0	0	(2)	0	0	0	(2)	0	1,079	1,079	0	0
000244095	MESA	AZ		10/23/2019		0	0	3	0	0	0	3	0	787	787	0	0
000244100	WACO	TX		10/23/2019		0	0	1	0	0	0	1	0	1,522	1,522	0	0
000238260	KINGSTON	GA		10/23/2019		0	0	0	0	0	0	0	0	459	459	0	0
000241050	MAGNOLIA	TX		10/23/2019		0	0	1	0	0	0	1	0	852	852	0	0
000240191	LOS ANGELES	CA		10/23/2019		0	0	8	0	0	0	8	0	2,055	2,055	0	0
000239314	LULING	LA		10/23/2019		0	0	3	0	0	0	3	0	1,521	1,521	0	0
000239785	LYNN HAVEN	FL		10/23/2019		0	0	4	0	0	0	4	0	1,030	1,030	0	0
000241578	MADISON	AL		10/23/2019		0	0	(1)	0	0	0	(1)	0	541	541	0	0
000243911	RICHMOND	VA		10/23/2019		0	0	2	0	0	0	2	0	986	986	0	0
000243240	DUSON	LA		10/23/2019		0	0	4	0	0	0	4	0	1,271	1,271	0	0
000238649	SNYDER	TX		10/23/2019		0	0	0	0	0	0	0	0	377	377	0	0
000239452	MIDWAY	KY		10/23/2019		0	0	2,215	0	0	0	2,215	0	99,344	99,344	0	0
000240918	PEARLAND	TX		10/23/2019		0	0	1	0	0	0	1	0	1,020	1,020	0	0
000242564	MILWAUKEE	WI		10/23/2019		0	0	6	0	0	0	6	0	1,882	1,882	0	0
000243619	POWELL	TN		10/23/2019		0	0	(2)	0	0	0	(2)	0	1,664	1,664	0	0
000238190	COLUMBIANA	OH		10/23/2019		0	0	(7)	0	0	0	(7)	0	1,368	1,368	0	0
000239578	EUREKA	MO		10/23/2019		0	0	(5)	0	0	0	(5)	0	1,127	1,127	0	0
000240905	DECATUR	AL		10/23/2019		0	0	0	0	0	0	0	0	231	231	0	0
000237386	RICHMOND	TX		10/23/2019		0	0	1	0	0	0	1	0	867	867	0	0
000239245	LUDINGTON	MI		10/23/2019		0	0	3	0	0	0	3	0	545	545	0	0
000242231	KINGSLAND	GA		10/23/2019		0	0	15	0	0	0	15	0	2,602	2,602	0	0

E02.71

STATEMENT AS OF JUNE 30, 2024 OF THE Reliance Standard Life Insurance Company

SCHEDULE B - PART 3

Showing All Mortgage Loans DISPOSED, Transferred or Repaid During the Current Quarter

1 Loan Number	2 Location		4 Loan Type	5 Date Acquired	6 Disposal Date	7 Book Value/ Recorded Investment Excluding Accrued Interest Prior Year	8 Change in Book Value/Recorded Investment					14 Book Value/ Recorded Investment Excluding Accrued Interest on Disposal	15 Consid- eration	16 Foreign Exchange Gain (Loss) on Disposal	17 Realized Gain (Loss) on Disposal	18 Total Gain (Loss) on Disposal	
	2 City	3 State					8 Unrealized Valuation Increase/ (Decrease)	9 Current Year's (Amortization) /Accretion	10 Current Year's Other- Than- Temporary Impairment Recognized	11 Capitalized Deferred Interest and Other	12 Total Change in Book Value (8+9-10+11)						13 Total Foreign Exchange Change in Book Value
000242426	LUBBOCK	TX		10/23/2019		0	0	(1)	0	0	(1)	0	606	606	0	0	0
000241427	CHESAPEAKE	VA		10/23/2019		0	0	0	0	0	1	0	347	347	0	0	0
000237919	MISSOULA	MT		10/23/2019		0	0	(7)	0	0	(7)	0	1,534	1,534	0	0	0
000239721	MAYSVILLE	NC		10/23/2019		0	0	(2)	0	0	(2)	0	1,327	1,327	0	0	0
000243230	HALE CENTER	TX		10/23/2019		0	0	0	0	0	0	0	327	327	0	0	0
000238246	RUSSELLVILLE	AR		10/23/2019		0	0	(1)	0	0	(1)	0	569	569	0	0	0
000240710	ALEXANDER	AR		10/23/2019		0	0	(1)	0	0	(1)	0	598	598	0	0	0
000242088	BROOKLYN	NY		10/23/2019		0	0	2	0	0	2	0	2,681	2,681	0	0	0
000239383	SUMMerville	GA		10/23/2019		0	0	0	0	0	0	0	311	311	0	0	0
000241904	AKRON	OH		10/23/2019		0	0	0	0	0	0	0	424	424	0	0	0
000244617	GLEN BURNIE	MD		10/23/2019		0	0	1	0	0	1	0	2,183	2,183	0	0	0
000242758	BENTON	AR		10/23/2019		0	0	(4)	0	0	(4)	0	355	355	0	0	0
000238051	GAINESVILLE	GA		10/23/2019		0	0	(1)	0	0	(1)	0	400	400	0	0	0
000244085	WORCESTER	MA		10/23/2019		0	0	1	0	0	1	0	1,166	1,166	0	0	0
000238860	LAKE CHARLES	LA		10/23/2019		0	0	(3)	0	0	(3)	0	648	648	0	0	0
000240904	NORTH AUGUSTA	SC		10/23/2019		0	0	1	0	0	1	0	193	193	0	0	0
000240899	SPRING	TX		10/23/2019		0	0	3	0	0	3	0	842	842	0	0	0
000244561	SULPHUR	LA		10/23/2019		0	0	(5)	0	0	(5)	0	952	952	0	0	0
000237724	DELANSON	NY		10/23/2019		0	0	1	0	0	1	0	873	873	0	0	0
000242898	DIXFIELD	ME		10/23/2019		0	0	(1)	0	0	(1)	0	141	141	0	0	0
000239246	GATES	TN		10/23/2019		0	0	(3)	0	0	(3)	0	809	809	0	0	0
000249133	STERLING HEIGHTS	MI		10/23/2019		0	0	1	0	0	1	0	495	495	0	0	0
000239579	MCLESTER	OK		10/23/2019		0	0	0	0	0	0	0	973	973	0	0	0
000243618	GREENVILLE	KY		10/23/2019		0	0	(2)	0	0	(2)	0	828	828	0	0	0
000240566	HOWELL	MI		10/23/2019		0	0	1	0	0	1	0	435	435	0	0	0
000239722	HAUGHTON	LA		10/23/2019		0	0	3	0	0	3	0	952	952	0	0	0
000238578	DARLINGTON	SC		10/23/2019		0	0	(20)	0	0	(20)	0	739	739	0	0	0
000242903	PANAMA CITY	FL		10/23/2019		0	0	(7)	0	0	(7)	0	1,280	1,280	0	0	0
000242427	DAYTON	OH		10/23/2019		0	0	0	0	0	0	0	355	355	0	0	0
000239861	UNIONTOWN	PA		10/23/2019		0	0	8	0	0	8	0	1,417	1,417	0	0	0
000244616	ROSENBERG	TX		10/23/2019		0	0	(5)	0	0	(5)	0	1,064	1,064	0	0	0
000243895	HAMILTON TOWNSHIP	NJ		10/23/2019		0	0	(4)	0	0	(4)	0	741	741	0	0	0
000241905	SAVANNAH	GA		10/23/2019		0	0	2	0	0	2	0	466	466	0	0	0
000238050	CADILLAC	MI		10/23/2019		0	0	0	0	0	0	0	277	277	0	0	0
000241429	CHARLOTTE	NC		10/23/2019		0	0	3	0	0	3	0	616	616	0	0	0
000242759	ETTERS	PA		10/23/2019		0	0	2	0	0	2	0	635	635	0	0	0
000237723	FRISCO	TX		10/23/2019		0	0	3	0	0	3	0	869	869	0	0	0
000238863	INVERNESS	FL		10/23/2019		0	0	(3)	0	0	(3)	0	984	984	0	0	0
000238530	VILLE PLATTE	LA		10/23/2019		0	0	2	0	0	2	0	680	680	0	0	0
000244425	CORVALLIS	OR		10/23/2019		0	0	(71)	0	0	(71)	0	1,279	1,279	0	0	0
000239243	BUCHANON	MI		10/23/2019		0	0	0	0	0	0	0	346	346	0	0	0
000237670	WYLIE	TX		10/23/2019		0	0	(5)	0	0	(5)	0	2,196	2,196	0	0	0
000243370	SAYBROOK TOWNSHIP	OH		10/23/2019		0	0	11	0	0	11	0	750	750	0	0	0
000237388	BRONX	NY		10/23/2019		0	0	11	0	0	11	0	3,458	3,458	0	0	0
000241040	CHARLESTON	WV		10/23/2019		0	0	1	0	0	1	0	715	715	0	0	0
000238248	AULT	CO		10/23/2019		0	0	4	0	0	4	0	1,943	1,943	0	0	0
000237864	WAUPUN	WI		10/23/2019		0	0	0	0	0	0	0	331	331	0	0	0
000240759	GRANITE SHOALS	TX		10/23/2019		0	0	(1)	0	0	(1)	0	695	695	0	0	0
000240902	RIVERDALE	GA		10/23/2019		0	0	6	0	0	6	0	982	982	0	0	0
000237726	DENVER	CO		10/23/2019		0	0	2	0	0	2	0	729	729	0	0	0
000242371	CLIFTON	AZ		10/23/2019		0	0	1	0	0	1	0	727	727	0	0	0

E02.72

STATEMENT AS OF JUNE 30, 2024 OF THE Reliance Standard Life Insurance Company

SCHEDULE B - PART 3

Showing All Mortgage Loans DISPOSED, Transferred or Repaid During the Current Quarter

1 Loan Number	2 Location		4 Loan Type	5 Date Acquired	6 Disposal Date	7 Book Value/ Recorded Investment Excluding Accrued Interest Prior Year	8 Change in Book Value/Recorded Investment					14 Book Value/ Recorded Investment Excluding Accrued Interest on Disposal	15 Consid- eration	16 Foreign Exchange Gain (Loss) on Disposal	17 Realized Gain (Loss) on Disposal	18 Total Gain (Loss) on Disposal
	2 City	3 State					8 Unrealized Valuation Increase/ (Decrease)	9 Current Year's (Amortization) /Accretion	10 Current Year's Other- Than- Temporary Impairment Recognized	11 Capitalized Deferred Interest and Other	12 Total Change in Book Value (8+9-10+11)					
000239576	LANCASTER	OH		10/23/2019		0	0	(1)	0	0	(1)	0	810	810	0	0
000240088	LAKE JACKSON	TX		10/23/2019		0	0	5	0	0	5	0	1,408	1,408	0	0
000241041	WATERTOWN	WI		10/23/2019		0	0	3	0	0	3	0	706	706	0	0
000244424	FORTVILLE	IN		10/23/2019		0	0	2	0	0	2	0	720	720	0	0
000239720	CHESTER	SC		10/23/2019		0	0	11	0	0	11	0	1,544	1,544	0	0
000242567	SALISBURY MILLS	NY		10/23/2019		0	0	(11)	0	0	(11)	0	1,017	1,017	0	0
000239244	EDWARD	MS		10/23/2019		0	0	1	0	0	1	0	735	735	0	0
000238109	CHARLESTOWN	IN		10/23/2019		0	0	1	0	0	1	0	566	566	0	0
000243564	MCDONOUGH	GA		10/23/2019		0	0	4	0	0	4	0	1,325	1,325	0	0
000244619	WARWICK	RI		10/23/2019		0	0	2	0	0	2	0	1,088	1,088	0	0
000241850	WALTERBORO	SC		10/23/2019		0	0	0	0	0	0	0	15	15	0	0
000249131	PROVIDENCE	RI		10/23/2019		0	0	4	0	0	4	0	1,263	1,263	0	0
000243231	MEDON	TN		10/23/2019		0	0	(1)	0	0	(1)	0	556	556	0	0
000244618	BROOKHAVEN	PA		10/23/2019		0	0	1	0	0	1	0	441	441	0	0
000237530	DURHAM	NC		10/23/2019		0	0	1	0	0	1	0	628	628	0	0
000238247	YOUNGSVILLE	LA		10/23/2019		0	0	1	0	0	1	0	774	774	0	0
000243902	RANDALLSTOWN	MD		10/23/2019		0	0	11	0	0	11	0	1,782	1,782	0	0
000243426	MIMS	FL		10/23/2019		0	0	1	0	0	1	0	281	281	0	0
000240758	KENDALLVILLE	IN		10/23/2019		0	0	(31)	0	0	(31)	0	1,639	1,639	0	0
000238723	FREEPORT	IL		10/23/2019		0	0	(1)	0	0	(1)	0	533	533	0	0
000237863	DAFTER	MI		10/23/2019		0	0	(4)	0	0	(4)	0	735	735	0	0
000238052	SAN ANTONIO	TX		10/23/2019		0	0	3	0	0	3	0	894	894	0	0
000238385	HUSTONVILLE	KY		10/23/2019		0	0	4	0	0	4	0	615	615	0	0
000242234	DALLAS	TX		10/23/2019		0	0	3	0	0	3	0	699	699	0	0
000244562	PORT WENTWORTH	GA		10/23/2019		0	0	8	0	0	8	0	1,315	1,315	0	0
000239577	HEBER	CA		10/23/2019		0	0	0	0	0	0	0	219	219	0	0
000244086	FAIRHAVEN	MA		10/23/2019		0	0	9	0	0	9	0	1,373	1,373	0	0
000244089	PORT SAINT LUCIE	FL		10/23/2019		0	0	(9)	0	0	(9)	0	1,137	1,137	0	0
000241042	BRANDENTON	FL		10/23/2019		0	0	(1)	0	0	(1)	0	706	706	0	0
000238099	FORT WORTH	TX		10/23/2019		0	0	0	0	0	0	0	1,031	1,031	0	0
000238575	PALESTINE	TX		10/23/2019		0	0	(2)	0	0	(2)	0	565	565	0	0
000243905	ATLANTIC CITY	NJ		10/23/2019		0	0	(4)	0	0	(4)	0	629	629	0	0
000242850	KINGS MOUNTAIN	NC		10/23/2019		0	0	(2)	0	0	(2)	0	589	589	0	0
000238242	WEST YARMOUTH	MA		10/23/2019		0	0	4	0	0	4	0	1,433	1,433	0	0
000237915	ALTON BAY	NH		10/23/2019		0	0	(12)	0	0	(12)	0	1,577	1,577	0	0
000238380	FLORENCE	SC		10/23/2019		0	0	4	0	0	4	0	1,339	1,339	0	0
000242711	SHIPPENSBURG	PA		10/23/2019		0	0	(355)	0	0	(355)	0	5,389	5,389	0	0
000239103	MC CALLA	AL		10/23/2019		0	0	(3)	0	0	(3)	0	475	475	0	0
000242373	ROXBORO	NC		10/23/2019		0	0	2	0	0	2	0	621	621	0	0
000237914	SCOTTSBLUFF	NE		10/23/2019		0	0	(2)	0	0	(2)	0	693	693	0	0
000240086	BROOKLYN	NY		10/23/2019		0	0	4	0	0	4	0	2,006	2,006	0	0
000241990	RAYNHAM	MA		10/23/2019		0	0	8	0	0	8	0	2,546	2,546	0	0
000244565	NEW BEDFORD	MA		10/23/2019		0	0	1	0	0	1	0	754	754	0	0
000242040	POTTSTOWN	PA		10/23/2019		0	0	(12)	0	0	(12)	0	2,824	2,824	0	0
000240424	KATY	TX		10/23/2019		0	0	3	0	0	3	0	954	954	0	0
000239241	CLARKSVILLE	AR		10/23/2019		0	0	0	0	0	0	0	240	240	0	0
000243373	CHAFFEE	MO		10/23/2019		0	0	5	0	0	5	0	1,529	1,529	0	0
000243040	KOSCIUSKO	MS		10/23/2019		0	0	(3)	0	0	(3)	0	1,355	1,355	0	0
000239380	DOVER TWP	NJ		10/23/2019		0	0	(2)	0	0	(2)	0	3,581	3,581	0	0
000242180	GROVETOWN	GA		10/23/2019		0	0	(15)	0	0	(15)	0	1,099	1,099	0	0
000241852	MUSCATINE	IA		10/23/2019		0	0	1	0	0	1	0	269	269	0	0

E02.73

STATEMENT AS OF JUNE 30, 2024 OF THE Reliance Standard Life Insurance Company

SCHEDULE B - PART 3

Showing All Mortgage Loans DISPOSED, Transferred or Repaid During the Current Quarter

1 Loan Number	2 Location		4 Loan Type	5 Date Acquired	6 Disposal Date	7 Book Value/ Recorded Investment Excluding Accrued Interest Prior Year	8 Change in Book Value/Recorded Investment					14 Book Value/ Recorded Investment Excluding Accrued Interest on Disposal	15 Consid- eration	16 Foreign Exchange Gain (Loss) on Disposal	17 Realized Gain (Loss) on Disposal	18 Total Gain (Loss) on Disposal
	2 City	3 State					8 Unrealized Valuation Increase/ (Decrease)	9 Current Year's (Amortization) /Accretion	10 Current Year's Other- Than- Temporary Impairment Recognized	11 Capitalized Deferred Interest and Other	12 Total Change in Book Value (8+9-10+11)					
000240756	GREENWOOD	MS		10/23/2019		0	0	(1)	0	0	(1)	0	118	118	0	0
000243899	MARYLAND	NY		10/23/2019		0	0	(10)	0	0	(10)	0	1,111	1,111	0	0
000244370	ROCHESTER	NY		10/23/2019		0	0	(3)	0	0	(3)	0	895	895	0	0
000239104	LYNBROOK	NY		10/23/2019		0	0	2	0	0	2	0	5,297	5,297	0	0
000239099	LEVANT	ME		10/23/2019		0	0	(1)	0	0	(1)	0	1,492	1,492	0	0
000240894	DULUTH	GA		10/23/2019		0	0	(1)	0	0	(1)	0	342	342	0	0
000239913	WEST FORK	AR		10/23/2019		0	0	5	0	0	5	0	943	943	0	0
000239575	RANSON	WV		10/23/2019		0	0	1	0	0	1	0	621	621	0	0
000238768	PARIS	TN		10/23/2019		0	0	(8)	0	0	(8)	0	657	657	0	0
000238915	LANDRUM	SC		10/23/2019		0	0	(2)	0	0	(2)	0	755	755	0	0
000241182	BROOKLYN	MI		10/23/2019		0	0	1	0	0	1	0	860	860	0	0
000241991	KEYPORT	NJ		10/23/2019		0	0	(2)	0	0	(2)	0	1,172	1,172	0	0
000242236	HOUSTON	TX		10/23/2019		0	0	(1)	0	0	(1)	0	564	564	0	0
000238097	HANSON	KY		10/23/2019		0	0	1	0	0	1	0	794	794	0	0
000237384	CORPUS CHRISTI	TX		10/23/2019		0	0	4	0	0	4	0	608	608	0	0
000239628	DILLIYIN	VA		10/23/2019		0	0	0	0	0	0	0	172	172	0	0
000242181	SALEM	AL		10/23/2019		0	0	3	0	0	3	0	1,172	1,172	0	0
000240617	ANNA	TX		10/23/2019		0	0	(3)	0	0	(3)	0	807	807	0	0
000243569	OLD FORT	NC		10/23/2019		0	0	0	0	0	0	0	798	798	0	0
000240755	TUMWATER	WA		10/23/2019		0	0	2	0	0	2	0	1,343	1,343	0	0
000244373	WEST MEMPHIS	AR		10/23/2019		0	0	(19)	0	0	(19)	0	1,773	1,773	0	0
000237917	CHRISTIANSBURG	VA		10/23/2019		0	0	4	0	0	4	0	921	921	0	0
000238244	AUBURN	WA		10/23/2019		0	0	5	0	0	5	0	1,846	1,846	0	0
000249080	PRESTON	CT		10/23/2019		0	0	(7)	0	0	(7)	0	1,500	1,500	0	0
000239095	WESTBROOK	ME		10/23/2019		0	0	(11)	0	0	(11)	0	577	577	0	0
000242990	MACOMB	IL		10/23/2019		0	0	0	0	0	0	0	427	427	0	0
000240893	REX	GA		10/23/2019		0	0	1	0	0	1	0	501	501	0	0
000238382	PERKINSTON	MS		10/23/2019		0	0	(2)	0	0	(2)	0	472	472	0	0
000238720	TYLERTOWN	MS		10/23/2019		0	0	0	0	0	0	0	219	219	0	0
000244234	AKRON	OH		10/23/2019		0	0	1	0	0	1	0	125	125	0	0
000243180	LAJOSE	PA		10/23/2019		0	0	(3)	0	0	(3)	0	530	530	0	0
000239572	BIRMINGHAM	AL		10/23/2019		0	0	(4)	0	0	(4)	0	502	502	0	0
000242908	KISSIMEE	FL		10/23/2019		0	0	(2)	0	0	(2)	0	387	387	0	0
000244567	TULSA	OK		10/23/2019		0	0	2	0	0	2	0	1,161	1,161	0	0
000239101	HUMBLE	TX		10/23/2019		0	0	1	0	0	1	0	826	826	0	0
000243042	IRON GATE	VA		10/23/2019		0	0	(1)	0	0	(1)	0	682	682	0	0
000243713	LINDALE	TX		10/23/2019		0	0	1	0	0	1	0	1,481	1,481	0	0
000242237	BILOXI	MS		10/23/2019		0	0	2	0	0	2	0	1,132	1,132	0	0
000240949	RIVERDALE	GA		10/23/2019		0	0	6	0	0	6	0	525	525	0	0
000243711	GARLAND	TX		10/23/2019		0	0	1	0	0	1	0	341	341	0	0
000240083	BROOKLYN	NY		10/23/2019		0	0	(4)	0	0	(4)	0	336	336	0	0
000238243	SHAFTER	CA		10/23/2019		0	0	4	0	0	4	0	1,428	1,428	0	0
000242377	NEW RICHMOND	IN		10/23/2019		0	0	2	0	0	2	0	685	685	0	0
000243568	DAVENPORT	FL		10/23/2019		0	0	4	0	0	4	0	1,439	1,439	0	0
000241716	SUCCASUNNA	NJ		10/23/2019		0	0	5	0	0	5	0	1,255	1,255	0	0
000243906	SOUTH BOSTON	VA		10/23/2019		0	0	(4)	0	0	(4)	0	922	922	0	0
000242044	ELMONT	NY		10/23/2019		0	0	8	0	0	8	0	2,991	2,991	0	0
000241522	ROWLETT	TX		10/23/2019		0	0	(5)	0	0	(5)	0	818	818	0	0
000244233	DETROIT	MI		10/23/2019		0	0	0	0	0	0	0	695	695	0	0
000238381	SELMA	AL		10/23/2019		0	0	(1)	0	0	(1)	0	328	328	0	0
000239102	ALLISON PARK	PA		10/23/2019		0	0	3	0	0	3	0	683	683	0	0

E02.74

STATEMENT AS OF JUNE 30, 2024 OF THE Reliance Standard Life Insurance Company

SCHEDULE B - PART 3

Showing All Mortgage Loans DISPOSED, Transferred or Repaid During the Current Quarter

1 Loan Number	2 Location		4 Loan Type	5 Date Acquired	6 Disposal Date	7 Book Value/ Recorded Investment Excluding Accrued Interest Prior Year	8 Change in Book Value/Recorded Investment					14 Book Value/ Recorded Investment Excluding Accrued Interest on Disposal	15 Consid- eration	16 Foreign Exchange Gain (Loss) on Disposal	17 Realized Gain (Loss) on Disposal	18 Total Gain (Loss) on Disposal	
	2 City	3 State					8 Unrealized Valuation Increase/ (Decrease)	9 Current Year's (Amortization) /Accretion	10 Current Year's Other- Than- Temporary Impairment Recognized	11 Capitalized Deferred Interest and Other	12 Total Change in Book Value (8+9-10+11)						13 Total Foreign Exchange Change in Book Value
000239911	VANCLEAVE	MS		10/23/2019		0	0	(3)	0	0	(3)	0	455	455	0	0	0
000241046	DEXTER	KY		10/23/2019		0	0	(1)	0	0	(1)	0	560	560	0	0	0
000240139	MOUNT VERNON	NY		10/23/2019		0	0	1	0	0	1	0	1,476	1,476	0	0	0
000243712	ROCK HILL	SC		10/23/2019		0	0	1	0	0	1	0	824	824	0	0	0
000241993	SOUTH AMBOY	NJ		10/23/2019		0	0	1	0	0	1	0	880	880	0	0	0
000243909	GRAND BAY	AL		10/23/2019		0	0	1	0	0	1	0	1,236	1,236	0	0	0
000242854	BIXBY	OK		10/23/2019		0	0	1	0	0	1	0	257	257	0	0	0
000239202	PITTSFIELD	IL		10/23/2019		0	0	1	0	0	1	0	922	922	0	0	0
000242521	PEARLAND	TX		10/23/2019		0	0	5	0	0	5	0	1,060	1,060	0	0	0
000239868	DANVILLE	VA		10/23/2019		0	0	9	0	0	9	0	1,172	1,172	0	0	0
000237538	STOCKTON	CA		10/23/2019		0	0	(4)	0	0	(4)	0	1,322	1,322	0	0	0
000249086	GASTONIA	NC		10/23/2019		0	0	(2)	0	0	(2)	0	344	344	0	0	0
000239673	DAYTON	TN		10/23/2019		0	0	1	0	0	1	0	741	741	0	0	0
000238869	GLOSTER	LA		10/23/2019		0	0	(7)	0	0	(7)	0	966	966	0	0	0
000244237	TOMS RIVER	NJ		10/23/2019		0	0	(25)	0	0	(25)	0	107	107	0	0	0
000243991	ELSMERE	KY		10/23/2019		0	0	3	0	0	3	0	979	979	0	0	0
000238536	VILONIA	AR		10/23/2019		0	0	0	0	0	0	0	385	385	0	0	0
000241856	ALTAMONTE SPRINGS	FL		10/23/2019		0	0	(4)	0	0	(4)	0	1,237	1,237	0	0	0
000242239	LAYTON	UT		10/23/2019		0	0	9	0	0	9	0	2,870	2,870	0	0	0
000243377	THEODORE	AL		10/23/2019		0	0	0	0	0	0	0	941	941	0	0	0
000239059	RALEIGH	NC		10/23/2019		0	0	(2)	0	0	(2)	0	766	766	0	0	0
000241994	NEW HAVEN	CT		10/23/2019		0	0	2	0	0	2	0	571	571	0	0	0
000241047	MONROE	GA		10/23/2019		0	0	3	0	0	3	0	802	802	0	0	0
000244180	RICHMOND	VA		10/23/2019		0	0	4	0	0	4	0	577	577	0	0	0
000240614	LIVE OAK	CA		10/23/2019		0	0	(2)	0	0	(2)	0	703	703	0	0	0
000243715	FOLSOM	LA		10/23/2019		0	0	(3)	0	0	(3)	0	453	453	0	0	0
000243239	ISANTI	MN		10/23/2019		0	0	1	0	0	1	0	411	411	0	0	0
000240947	MONTGOMERY	AL		10/23/2019		0	0	(4)	0	0	(4)	0	691	691	0	0	0
000241523	HOUSTON	TX		10/23/2019		0	0	0	0	0	0	0	844	844	0	0	0
000243237	ONAWAY	MI		10/23/2019		0	0	1	0	0	1	0	452	452	0	0	0
000249085	LELAND	NC		10/23/2019		0	0	3	0	0	3	0	920	920	0	0	0
000242855	GLENPOOL	OK		10/23/2019		0	0	2	0	0	2	0	870	870	0	0	0
000240752	HEARTLAND	TX		10/23/2019		0	0	(9)	0	0	(9)	0	976	976	0	0	0
000237537	ROY	UT		10/23/2019		0	0	0	0	0	0	0	296	296	0	0	0
000239536	ALANSON	MI		10/23/2019		0	0	2	0	0	2	0	590	590	0	0	0
000241662	ALEXANDRIA	VA		10/23/2019		0	0	10	0	0	10	0	4,443	4,443	0	0	0
000241718	WOONSOCKET	RI		10/23/2019		0	0	4	0	0	4	0	760	760	0	0	0
000239674	HAMILTON	OH		10/23/2019		0	0	(6)	0	0	(6)	0	946	946	0	0	0
000238868	ALBERT LEA	MN		10/23/2019		0	0	1	0	0	1	0	601	601	0	0	0
000240081	RUTHER GLEN	VA		10/23/2019		0	0	3	0	0	3	0	740	740	0	0	0
000243181	SAND LAKE	MI		10/23/2019		0	0	0	0	0	0	0	485	485	0	0	0
000244568	FRIUTLAND	MD		10/23/2019		0	0	(10)	0	0	(10)	0	347	347	0	0	0
000237480	CHESTER	PA		10/23/2019		0	0	0	0	0	0	0	18	18	0	0	0
000239342	ABERDEEN	MS		10/23/2019		0	0	(2)	0	0	(2)	0	606	606	0	0	0
000242993	ANDERSON	SC		10/23/2019		0	0	1	0	0	1	0	1,111	1,111	0	0	0
000241719	FORNEY	TX		10/23/2019		0	0	0	0	0	0	0	950	950	0	0	0
000244041	JASPER	GA		10/23/2019		0	0	(4)	0	0	(4)	0	559	559	0	0	0
000241048	SWITHVILLE	TN		10/23/2019		0	0	(3)	0	0	(3)	0	696	696	0	0	0
000242660	VINE GROVE	KY		10/23/2019		0	0	9	0	0	9	0	2,220	2,220	0	0	0
000240137	FAIRBURN	GA		10/23/2019		0	0	5	0	0	5	0	631	631	0	0	0
000243714	TONAWANDA	NY		10/23/2019		0	0	(7)	0	0	(7)	0	290	290	0	0	0

E02.75

STATEMENT AS OF JUNE 30, 2024 OF THE Reliance Standard Life Insurance Company

SCHEDULE B - PART 3

Showing All Mortgage Loans DISPOSED, Transferred or Repaid During the Current Quarter

1 Loan Number	2 Location		4 Loan Type	5 Date Acquired	6 Disposal Date	7 Book Value/ Recorded Investment Excluding Accrued Interest Prior Year	8 Change in Book Value/Recorded Investment						14 Book Value/ Recorded Investment Excluding Accrued Interest on Disposal	15 Consid- eration	16 Foreign Exchange Gain (Loss) on Disposal	17 Realized Gain (Loss) on Disposal	18 Total Gain (Loss) on Disposal
	2 City	3 State					8 Unrealized Valuation Increase/ (Decrease)	9 Current Year's (Amortization) /Accretion	10 Current Year's Other- Than- Temporary Impairment Recognized	11 Capitalized Deferred Interest and Other	12 Total Change in Book Value (8+9-10+11)	13 Total Foreign Exchange Change in Book Value					
000237675	ABINGTON	PA		10/23/2019		0	0	0	0	0	0	0	1,212	1,212	0	0	0
000244715	BROWNSBURG	IN		10/23/2019		0	0	(1)	0	0	0	(1)	269	269	0	0	0
000244377	WILDER	ID		10/23/2019		0	0	(42)	0	0	0	(42)	2,681	2,681	0	0	0
000242856	CHARLESTON	MS		10/23/2019		0	0	(3)	0	0	0	(3)	379	379	0	0	0
000238482	CHESTER	SC		10/23/2019		0	0	1	0	0	0	1	826	826	0	0	0
000241996	MACON	GA		10/23/2019		0	0	1	0	0	0	1	584	584	0	0	0
000240275	GRETNA	LA		10/23/2019		0	0	1	0	0	0	1	698	698	0	0	0
000237484	PLEASANT HOPE	MO		10/23/2019		0	0	2	0	0	0	2	834	834	0	0	0
000237822	KISSIMMEE	FL		10/23/2019		0	0	1	0	0	0	1	448	448	0	0	0
000242718	TAFT	TX		10/23/2019		0	0	1	0	0	0	1	270	270	0	0	0
000238538	MADISONVILLE	LA		10/23/2019		0	0	4	0	0	0	4	919	919	0	0	0
000240136	LEAGUE CITY	TX		10/23/2019		0	0	(11)	0	0	0	(11)	2,108	2,108	0	0	0
000237821	CALHOUN	GA		10/23/2019		0	0	(16)	0	0	0	(16)	845	845	0	0	0
000243379	PUXICO	MO		10/23/2019		0	0	0	0	0	0	0	259	259	0	0	0
000239728	KEARNEYSVILLE	WV		10/23/2019		0	0	7	0	0	0	7	1,654	1,654	0	0	0
000244182	DONALDSONVILLE	GA		10/23/2019		0	0	0	0	0	0	0	42	42	0	0	0
000240612	LANCASTER	KY		10/23/2019		0	0	3	0	0	0	3	429	429	0	0	0
000237678	ALBUQUERQUE	NM		10/23/2019		0	0	(1)	0	0	0	(1)	53	53	0	0	0
000240945	JACKSONVILLE	AR		10/23/2019		0	0	4	0	0	0	4	647	647	0	0	0
000241525	SPRING	TX		10/23/2019		0	0	(5)	0	0	0	(5)	847	847	0	0	0
000239533	ARLINGTON	WA		10/23/2019		0	0	5	0	0	0	5	646	646	0	0	0
000238010	WABASH	IN		10/23/2019		0	0	1	0	0	0	1	404	404	0	0	0
000241858	WINSTON SALEM	NC		10/23/2019		0	0	1	0	0	0	1	707	707	0	0	0
000239057	NAPERVILLE	IL		10/23/2019		0	0	2	0	0	0	2	1,278	1,278	0	0	0
000237539	KANSAS CITY	MO		10/23/2019		0	0	(7)	0	0	0	(7)	829	829	0	0	0
000239534	LA GRANDE	OR		10/23/2019		0	0	(4)	0	0	0	(4)	663	663	0	0	0
000241664	BLACKSTONE	MA		10/23/2019		0	0	8	0	0	0	8	1,562	1,562	0	0	0
000244376	WICHITA FALLS	TX		10/23/2019		0	0	(5)	0	0	0	(5)	269	269	0	0	0
000244714	SYRACUSE	NY		10/23/2019		0	0	(1)	0	0	0	(1)	79	79	0	0	0
000240750	STEPHENTOWN	NY		10/23/2019		0	0	(1)	0	0	0	(1)	431	431	0	0	0
000244238	HARRISBURG	PA		10/23/2019		0	0	(1)	0	0	0	(1)	194	194	0	0	0
000249083	LA MARQUE	TX		10/23/2019		0	0	5	0	0	0	5	279	279	0	0	0
000243183	NEW LONDON	WI		10/23/2019		0	0	(1)	0	0	0	(1)	646	646	0	0	0
000237482	HUNTSVILLE	AL		10/23/2019		0	0	1	0	0	0	1	453	453	0	0	0
000238199	MADISON	MS		10/23/2019		0	0	1	0	0	0	1	633	633	0	0	0
000243854	UPPER DEERFIELD	NJ		10/23/2019		0	0	(4)	0	0	0	(4)	615	615	0	0	0
000240468	CANTON	MS		10/23/2019		0	0	2	0	0	0	2	541	541	0	0	0
000238675	AMHERST	VA		10/23/2019		0	0	2	0	0	0	2	306	306	0	0	0
000238342	CLIO	MI		10/23/2019		0	0	(1)	0	0	0	(1)	662	662	0	0	0
000242186	MERRILLVILLE	IN		10/23/2019		0	0	9	0	0	0	9	1,345	1,345	0	0	0
000240273	PHILADELPHIA	PA		10/23/2019		0	0	(11)	0	0	0	(11)	1,460	1,460	0	0	0
000239867	STEVENSVILLE	MD		10/23/2019		0	0	5	0	0	0	5	1,380	1,380	0	0	0
000243716	KINGSLAND	GA		10/23/2019		0	0	5	0	0	0	5	374	374	0	0	0
000240611	RICHMOND	TX		10/23/2019		0	0	2	0	0	0	2	1,345	1,345	0	0	0
000244043	PHENIX CITY	AL		10/23/2019		0	0	1	0	0	0	1	299	299	0	0	0
000243995	CONWAY	SC		10/23/2019		0	0	11	0	0	0	11	1,613	1,613	0	0	0
000238056	CALLAHAN	FL		10/23/2019		0	0	2	0	0	0	2	801	801	0	0	0
000241998	CHICAGO	IL		10/23/2019		0	0	8	0	0	0	8	2,215	2,215	0	0	0
000242049	SPRING HOPE	NC		10/23/2019		0	0	(4)	0	0	0	(4)	566	566	0	0	0
000237867	LAINSBURG	MI		10/23/2019		0	0	(7)	0	0	0	(7)	1,504	1,504	0	0	0
000243524	ELLETTSVILLE	IN		10/23/2019		0	0	4	0	0	0	4	468	468	0	0	0

E02.76

STATEMENT AS OF JUNE 30, 2024 OF THE Reliance Standard Life Insurance Company

SCHEDULE B - PART 3

Showing All Mortgage Loans DISPOSED, Transferred or Repaid During the Current Quarter

1 Loan Number	2 Location		4 Loan Type	5 Date Acquired	6 Disposal Date	7 Book Value/ Recorded Investment Excluding Accrued Interest Prior Year	8 Change in Book Value/Recorded Investment					14 Book Value/ Recorded Investment Excluding Accrued Interest on Disposal	15 Consid- eration	16 Foreign Exchange Gain (Loss) on Disposal	17 Realized Gain (Loss) on Disposal	18 Total Gain (Loss) on Disposal	
	2 City	3 State					8 Unrealized Valuation Increase/ (Decrease)	9 Current Year's (Amortization) /Accretion	10 Current Year's Other- Than- Temporary Impairment Recognized	11 Capitalized Deferred Interest and Other	12 Total Change in Book Value (8+9-10+11)						13 Total Foreign Exchange Change in Book Value
000240805	BROOKLYN	NY		10/23/2019		0	0	14	0	0	0	14	0	2,091	2,091	0	0
000242663	SAN ANTONIO	TX		10/23/2019		0	0	2	0	0	0	2	0	956	956	0	0
000242996	SCOTTSDORO	AL		10/23/2019		0	0	(6)	0	0	0	(6)	0	755	755	0	0
000239726	SAN TAN VALLEY	AZ		10/23/2019		0	0	2	0	0	0	2	0	742	742	0	0
000240134	BUFORD	GA		10/23/2019		0	0	4	0	0	0	4	0	2,474	2,474	0	0
000244522	DELMAR	MD		10/23/2019		0	0	1	0	0	0	1	0	1,012	1,012	0	0
000241527	LAREDO	TX		10/23/2019		0	0	1	0	0	0	1	0	753	753	0	0
000238726	GONZALES	LA		10/23/2019		0	0	(1)	0	0	0	(1)	0	587	587	0	0
000242525	MC CLURE	OH		10/23/2019		0	0	(2)	0	0	0	(2)	0	463	463	0	0
000243663	TULSA	OK		10/23/2019		0	0	(1)	0	0	0	(1)	0	444	444	0	0
000240610	TOCELE	UT		10/23/2019		0	0	3	0	0	0	3	0	1,333	1,333	0	0
000240272	PHILADELPHIA	PA		10/23/2019		0	0	5	0	0	0	5	0	435	435	0	0
000243330	CHARLESTOWN	IN		10/23/2019		0	0	0	0	0	0	0	0	1,922	1,922	0	0
000240328	BROOKLYN	NY		10/23/2019		0	0	7	0	0	0	7	0	2,773	2,773	0	0
000237389	LUBBOCK	TX		10/23/2019		0	0	0	0	0	0	0	0	214	214	0	0
000240466	ARAB	AL		10/23/2019		0	0	2	0	0	0	2	0	602	602	0	0
000243185	PRESCOTT	AR		10/23/2019		0	0	0	0	0	0	0	0	406	406	0	0
000237866	MARTINS FERRY	OH		10/23/2019		0	0	1	0	0	0	1	0	285	285	0	0
000243718	PILLLOW	PA		10/23/2019		0	0	(2)	0	0	0	(2)	0	1,065	1,065	0	0
000241810	HAZLEHURST	MS		10/23/2019		0	0	(5)	0	0	0	(5)	0	564	564	0	0
000242331	JACKSON	MS		10/23/2019		0	0	1	0	0	0	1	0	572	572	0	0
000244183	ROCKFORD	IL		10/23/2019		0	0	(1)	0	0	0	(1)	0	119	119	0	0
000238249	COLLEGE STATION	TX		10/23/2019		0	0	(1)	0	0	0	(1)	0	975	975	0	0
000240942	SAVANNAH	GA		10/23/2019		0	0	(2)	0	0	0	(2)	0	111	111	0	0
000239865	BYHALIA	MS		10/23/2019		0	0	6	0	0	0	6	0	1,325	1,325	0	0
000237727	RALEIGH	NC		10/23/2019		0	0	2	0	0	0	2	0	346	346	0	0
000239194	DELHI	LA		10/23/2019		0	0	0	0	0	0	0	0	471	471	0	0
000238054	MARTINSBURG	WV		10/23/2019		0	0	(17)	0	0	0	(17)	0	1,426	1,426	0	0
000239056	WHITEHALL	OH		10/23/2019		0	0	1	0	0	0	1	0	387	387	0	0
000240327	LYNBROOK	NY		10/23/2019		0	0	1	0	0	0	1	0	796	796	0	0
000243188	BROWNSVILLE	TN		10/23/2019		0	0	(3)	0	0	0	(3)	0	850	850	0	0
000243997	MILTON	FL		10/23/2019		0	0	4	0	0	0	4	0	557	557	0	0
000239109	SAINT CHARLES	MO		10/23/2019		0	0	1	0	0	0	1	0	1,445	1,445	0	0
000244330	PINSON	AL		10/23/2019		0	0	(1)	0	0	0	(1)	0	773	773	0	0
000237869	COLUMBUS	MS		10/23/2019		0	0	(9)	0	0	0	(9)	0	770	770	0	0
000240803	CULPEPER	VA		10/23/2019		0	0	4	0	0	0	4	0	1,865	1,865	0	0
000240465	LAKE CITY	FL		10/23/2019		0	0	(3)	0	0	0	(3)	0	815	815	0	0
000239385	SPRINGFIELD GARDENS	NY		10/23/2019		0	0	(10)	0	0	0	(10)	0	292	292	0	0
000241667	RINEVILLE	KY		10/23/2019		0	0	(6)	0	0	0	(6)	0	1,697	1,697	0	0
000244187	SAN ANTONIO	TX		10/23/2019		0	0	4	0	0	0	4	0	1,029	1,029	0	0
000238196	DADE CITY	FL		10/23/2019		0	0	6	0	0	0	6	0	890	890	0	0
000240270	NEWTON	KS		10/23/2019		0	0	2	0	0	0	2	0	661	661	0	0
000243470	MCCOMB	MS		10/23/2019		0	0	0	0	0	0	0	0	69	69	0	0
000240941	MCDONOUGH	GA		10/23/2019		0	0	(7)	0	0	0	(7)	0	1,202	1,202	0	0
000238672	MORRIS	MN		10/23/2019		0	0	2	0	0	0	2	0	679	679	0	0
000244524	HIGHLAND	IL		10/23/2019		0	0	(6)	0	0	0	(6)	0	995	995	0	0
000239053	BRONX	NY		10/23/2019		0	0	10	0	0	0	10	0	2,096	2,096	0	0
000241002	GILBERT	AZ		10/23/2019		0	0	(1)	0	0	0	(1)	0	707	707	0	0
000243332	AUSTIN	AR		10/23/2019		0	0	(3)	0	0	0	(3)	0	1,271	1,271	0	0
000238728	NEWBURGH	IN		10/23/2019		0	0	3	0	0	0	3	0	576	576	0	0
000242527	BRONX	NY		10/23/2019		0	0	0	0	0	0	0	0	377	377	0	0

E02.77

STATEMENT AS OF JUNE 30, 2024 OF THE Reliance Standard Life Insurance Company

SCHEDULE B - PART 3

Showing All Mortgage Loans DISPOSED, Transferred or Repaid During the Current Quarter

1 Loan Number	2 Location		4 Loan Type	5 Date Acquired	6 Disposal Date	7 Book Value/ Recorded Investment Excluding Accrued Interest Prior Year	8 Change in Book Value/Recorded Investment					14 Book Value/ Recorded Investment Excluding Accrued Interest on Disposal	15 Consid- eration	16 Foreign Exchange Gain (Loss) on Disposal	17 Realized Gain (Loss) on Disposal	18 Total Gain (Loss) on Disposal	
	2 City	3 State					8 Unrealized Valuation Increase/ (Decrease)	9 Current Year's (Amortization) /Accretion	10 Current Year's Other- Than- Temporary Impairment Recognized	11 Capitalized Deferred Interest and Other	12 Total Change in Book Value (8+9-10+11)						13 Total Foreign Exchange Change in Book Value
000237673	CORPUS CHRISTI	TX		10/23/2019		0	0	6	0	0	0	6	0	1,104	1,104	0	0
000240659	ZACHARY	LA		10/23/2019		0	0	9	0	0	0	9	0	819	819	0	0
000239919	HAINES CITY	FL		10/23/2019		0	0	4	0	0	0	4	0	939	939	0	0
000244662	UPPER MARLBORO	MD		10/23/2019		0	0	16	0	0	0	16	0	1,762	1,762	0	0
000242334	HOUSTON	TX		10/23/2019		0	0	(5)	0	0	0	(5)	0	688	688	0	0
000240802	LEWISVILLE	TX		10/23/2019		0	0	3	0	0	0	3	0	1,392	1,392	0	0
000239724	FERRIDAY	LA		10/23/2019		0	0	1	0	0	0	1	0	515	515	0	0
000244185	LOCUST GROVE	GA		10/23/2019		0	0	3	0	0	0	3	0	922	922	0	0
000239725	JACKSBORO	TN		10/23/2019		0	0	1	0	0	0	1	0	637	637	0	0
000241141	ISANTI	MN		10/23/2019		0	0	3	0	0	0	3	0	862	862	0	0
000239863	SOUTHPORT	NC		10/23/2019		0	0	3	0	0	0	3	0	1,270	1,270	0	0
000244523	TOLLESON	AZ		10/23/2019		0	0	(1)	0	0	0	(1)	0	421	421	0	0
000243331	BUCKEYE	AZ		10/23/2019		0	0	(2)	0	0	0	(2)	0	938	938	0	0
000241950	TOLEDO	OH		10/23/2019		0	0	(1)	0	0	0	(1)	0	601	601	0	0
000243664	RIO RANCHO	NM		10/23/2019		0	0	4	0	0	0	4	0	1,597	1,597	0	0
000240658	CLIO	MI		10/23/2019		0	0	0	0	0	0	0	0	583	583	0	0
000242999	MORGANTOWN	PA		10/23/2019		0	0	0	0	0	0	0	0	1,145	1,145	0	0
000244718	RINGOES	NJ		10/23/2019		0	0	4	0	0	0	4	0	1,275	1,275	0	0
000238727	LUTHER	OK		10/23/2019		0	0	(1)	0	0	0	(1)	0	917	917	0	0
000242528	KINSTON	NC		10/23/2019		0	0	(1)	0	0	0	(1)	0	50	50	0	0
000241474	ROSSFORD	OH		10/23/2019		0	0	(1)	0	0	0	(1)	0	1,310	1,310	0	0
000240814	DOYLINE	LA		10/23/2019		0	0	0	0	0	0	0	0	294	294	0	0
000240476	FROSTPROOF	FL		10/23/2019		0	0	(2)	0	0	0	(2)	0	726	726	0	0
000242322	STONE MOUNTAIN	GA		10/23/2019		0	0	(4)	0	0	0	(4)	0	1,046	1,046	0	0
000237828	CALDWELL	OH		10/23/2019		0	0	(7)	0	0	0	(7)	0	785	785	0	0
000239487	ALBUQUERQUE	NM		10/23/2019		0	0	7	0	0	0	7	0	973	973	0	0
000243792	IRVING	TX		10/23/2019		0	0	(1)	0	0	0	(1)	0	109	109	0	0
000239630	BRYANT	AR		10/23/2019		0	0	2	0	0	0	2	0	494	494	0	0
000239963	MADISON	IN		10/23/2019		0	0	5	0	0	0	5	0	519	519	0	0
000244514	DUNLAP	TN		10/23/2019		0	0	(24)	0	0	0	(24)	0	2,085	2,085	0	0
000240952	CORAL SPRINGS	FL		10/23/2019		0	0	0	0	0	0	0	0	678	678	0	0
000241989	SOUTH PARK	PA		10/23/2019		0	0	(6)	0	0	0	(6)	0	474	474	0	0
000241518	ORLANDO	FL		10/23/2019		0	0	0	0	0	0	0	0	731	731	0	0
000243321	ORANGEBURG	SC		10/23/2019		0	0	1	0	0	0	1	0	279	279	0	0
000243987	LOUISVILLE	KY		10/23/2019		0	0	0	0	0	0	0	0	247	247	0	0
000240004	MENLO	GA		10/23/2019		0	0	1	0	0	0	1	0	379	379	0	0
000241462	BATON ROUGE	LA		10/23/2019		0	0	1	0	0	0	1	0	480	480	0	0
000242460	KIRBYVILLE	TX		10/23/2019		0	0	0	0	0	0	0	0	407	407	0	0
000237966	SAINTE ALBANS	VT		10/23/2019		0	0	(3)	0	0	0	(3)	0	1,091	1,091	0	0
000244651	OAK FOREST	IL		10/23/2019		0	0	1	0	0	0	1	0	200	200	0	0
000238349	GROVE CITY	OH		10/23/2019		0	0	(1)	0	0	0	(1)	0	54	54	0	0
000237489	BURTONSVILLE	MD		10/23/2019		0	0	4	0	0	0	4	0	2,624	2,624	0	0
000241463	MEMPHIS	TN		10/23/2019		0	0	1	0	0	0	1	0	510	510	0	0
000240280	MOUNT VERNON	WA		10/23/2019		0	0	6	0	0	0	6	0	1,607	1,607	0	0
000243791	ROCKLIN	CA		10/23/2019		0	0	7	0	0	0	7	0	2,399	2,399	0	0
000239155	LINCOLN	IL		10/23/2019		0	0	(4)	0	0	0	(4)	0	455	455	0	0
000239631	GREENBRIER	TN		10/23/2019		0	0	2	0	0	0	2	0	734	734	0	0
000243320	RHODES	MI		10/23/2019		0	0	(1)	0	0	0	(1)	0	481	481	0	0
000244037	HOT SPRINGS	AR		10/23/2019		0	0	(13)	0	0	0	(13)	0	612	612	0	0
000238154	STREATOR	IL		10/23/2019		0	0	(7)	0	0	0	(7)	0	620	620	0	0
000237770	RIO RANCHO	NM		10/23/2019		0	0	(2)	0	0	0	(2)	0	815	815	0	0

STATEMENT AS OF JUNE 30, 2024 OF THE Reliance Standard Life Insurance Company

SCHEDULE B - PART 3

Showing All Mortgage Loans DISPOSED, Transferred or Repaid During the Current Quarter

1 Loan Number	2 Location		4 Loan Type	5 Date Acquired	6 Disposal Date	7 Book Value/ Recorded Investment Excluding Accrued Interest Prior Year	8 Change in Book Value/Recorded Investment					14 Book Value/ Recorded Investment Excluding Accrued Interest on Disposal	15 Consid- eration	16 Foreign Exchange Gain (Loss) on Disposal	17 Realized Gain (Loss) on Disposal	18 Total Gain (Loss) on Disposal	
	2 City	3 State					8 Unrealized Valuation Increase/ (Decrease)	9 Current Year's (Amortization) /Accretion	10 Current Year's Other- Than- Temporary Impairment Recognized	11 Capitalized Deferred Interest and Other	12 Total Change in Book Value (8+9-10+11)						13 Total Foreign Exchange Change in Book Value
000239770	MULBERRY	FL		10/23/2019		0	0	1	0	0	0	1	0	784	784	0	0
000238630	BRISTOL	IN		10/23/2019		0	0	6	0	0	0	6	0	1,252	1,252	0	0
000244707	TOBYHANNA	PA		10/23/2019		0	0	(4)	0	0	0	(4)	0	761	761	0	0
000239294	LONDON	KY		10/23/2019		0	0	3	0	0	0	3	0	434	434	0	0
000242461	WILLINGBORO	NJ		10/23/2019		0	0	5	0	0	0	5	0	1,094	1,094	0	0
000240003	JEFFERSONVILLE	IN		10/23/2019		0	0	5	0	0	0	5	0	1,075	1,075	0	0
000240812	GRANITE CITY	IL		10/23/2019		0	0	0	0	0	0	0	0	280	280	0	0
000243986	GARLAND	TX		10/23/2019		0	0	3	0	0	0	3	0	1,244	1,244	0	0
000238772	PALATINE BRIDGE	NY		10/23/2019		0	0	1	0	0	0	1	0	369	369	0	0
000244178	LAKEWOOD	CO		10/23/2019		0	0	6	0	0	0	6	0	1,978	1,978	0	0
000239485	CHESTER	VA		10/23/2019		0	0	16	0	0	0	16	0	1,341	1,341	0	0
000240950	FAYETTEVILLE	NC		10/23/2019		0	0	(1)	0	0	0	(1)	0	491	491	0	0
000237441	FORT WORTH	TX		10/23/2019		0	0	(1)	0	0	0	(1)	0	626	626	0	0
000243794	SOUTH HOLLAND	IL		10/23/2019		0	0	(1)	0	0	0	(1)	0	821	821	0	0
000237774	WEST MIFFLIN	PA		10/23/2019		0	0	3	0	0	0	3	0	589	589	0	0
000249079	PEGRAM	TN		10/23/2019		0	0	4	0	0	0	4	0	1,248	1,248	0	0
000237773	MOBILE	AL		10/23/2019		0	0	4	0	0	0	4	0	1,019	1,019	0	0
000243656	OVERLAND PARK	KS		10/23/2019		0	0	1	0	0	0	1	0	444	444	0	0
000238157	SAN ANTONIO	TX		10/23/2019		0	0	0	0	0	0	0	0	966	966	0	0
000237968	NANJEMOY	MD		10/23/2019		0	0	3	0	0	0	3	0	1,950	1,950	0	0
000238633	MECHANIC FALLS	ME		10/23/2019		0	0	1,109	0	0	0	1,109	0	1,109	1,109	0	0
000243518	FLORA	MS		10/23/2019		0	0	2	0	0	0	2	0	940	940	0	0
000239347	HOWELL	NJ		10/23/2019		0	0	(8)	0	0	0	(8)	0	1,801	1,801	0	0
000239014	FRANKLIN SQUARE	NY		10/23/2019		0	0	1	0	0	0	1	0	445	445	0	0
000239153	BOLIVAR	TN		10/23/2019		0	0	0	0	0	0	0	0	421	421	0	0
000239824	PASCO	WA		10/23/2019		0	0	5	0	0	0	5	0	1,476	1,476	0	0
000242325	CYPRESS	TX		10/23/2019		0	0	0	0	0	0	0	0	565	565	0	0
000240473	RAYVILLE	LA		10/23/2019		0	0	1	0	0	0	1	0	316	316	0	0
000239962	BRAWLEY	CA		10/23/2019		0	0	(9)	0	0	0	(9)	0	726	726	0	0
000244515	WASHINGTON	DC		10/23/2019		0	0	(4)	0	0	0	(4)	0	217	217	0	0
000241803	CLDAHY	WI		10/23/2019		0	0	2	0	0	0	2	0	1,079	1,079	0	0
000240529	DURAND	MI		10/23/2019		0	0	1	0	0	0	1	0	367	367	0	0
000239291	BRAZIL	IN		10/23/2019		0	0	(8)	0	0	0	(8)	0	879	879	0	0
000243322	PLAINFIELD	CT		10/23/2019		0	0	1	0	0	0	1	0	723	723	0	0
000243793	IMLAY	WV		10/23/2019		0	0	0	0	0	0	0	0	688	688	0	0
000244709	PERU	NY		10/23/2019		0	0	0	0	0	0	0	0	1,166	1,166	0	0
000240667	PONCHATOULA	LA		10/23/2019		0	0	0	0	0	0	0	0	1,668	1,668	0	0
000240334	STRONGSVILLE	OH		10/23/2019		0	0	0	0	0	0	0	0	423	423	0	0
000249078	TEMPLE	GA		10/23/2019		0	0	0	0	0	0	0	0	848	848	0	0
000239015	WARNER ROBINS	GA		10/23/2019		0	0	0	0	0	0	0	0	553	553	0	0
000238294	VANCE	AL		10/23/2019		0	0	2	0	0	0	2	0	576	576	0	0
000242463	EASTPOINTE	MI		10/23/2019		0	0	(1)	0	0	0	(1)	0	325	325	0	0
000244320	SAINT LOUIS	MO		10/23/2019		0	0	2	0	0	0	2	0	903	903	0	0
000243517	MIDDLETON	OH		10/23/2019		0	0	(5)	0	0	0	(5)	0	348	348	0	0
000239348	WALNUT COVE	NC		10/23/2019		0	0	1	0	0	0	1	0	515	515	0	0
000237967	STAATSBURG	NY		10/23/2019		0	0	(1)	0	0	0	(1)	0	946	946	0	0
000244518	BENLD	IL		10/23/2019		0	0	0	0	0	0	0	0	280	280	0	0
000241133	TERRA ALTA	WV		10/23/2019		0	0	(1)	0	0	0	(1)	0	696	696	0	0
000243130	WALKER	LA		10/23/2019		0	0	2	0	0	0	2	0	1,199	1,199	0	0
000238346	NEW ORLEANS	LA		10/23/2019		0	0	1	0	0	0	1	0	249	249	0	0
000238822	VILLA RICA	GA		10/23/2019		0	0	(2)	0	0	0	(2)	0	1,159	1,159	0	0

E02.79

STATEMENT AS OF JUNE 30, 2024 OF THE Reliance Standard Life Insurance Company

SCHEDULE B - PART 3

Showing All Mortgage Loans DISPOSED, Transferred or Repaid During the Current Quarter

1 Loan Number	2 Location		4 Loan Type	5 Date Acquired	6 Disposal Date	7 Book Value/ Recorded Investment Excluding Accrued Interest Prior Year	8 Change in Book Value/Recorded Investment					14 Book Value/ Recorded Investment Excluding Accrued Interest on Disposal	15 Consid- eration	16 Foreign Exchange Gain (Loss) on Disposal	17 Realized Gain (Loss) on Disposal	18 Total Gain (Loss) on Disposal
	2 City	3 State					8 Unrealized Valuation Increase/ (Decrease)	9 Current Year's (Amortization) /Accretion	10 Current Year's Other- Than- Temporary Impairment Recognized	11 Capitalized Deferred Interest and Other	12 Total Change in Book Value (8+9-10+11)					
000242659	TALLASSEE	AL		10/23/2019		0	0	(4)	0	0	(4)	0	543	543	0	0
000237962	MCALLESTER	OK		10/23/2019		0	0	(1)	0	0	(1)	0	378	378	0	0
000238151	TORNADO	WV		10/23/2019		0	0	1	0	0	1	0	628	628	0	0
000242270	TEMPLE	TX		10/23/2019		0	0	(4)	0	0	(4)	0	421	421	0	0
000237486	BRANDON	MS		10/23/2019		0	0	2	0	0	2	0	768	768	0	0
000239539	BURKESVILLE	KY		10/23/2019		0	0	1	0	0	1	0	771	771	0	0
000240999	THE COLONY	TX		10/23/2019		0	0	4	0	0	4	0	1,109	1,109	0	0
000237347	TILTON	IL		10/23/2019		0	0	2	0	0	2	0	945	945	0	0
000241942	CLOVIS	CA		10/23/2019		0	0	6	0	0	6	0	1,728	1,728	0	0
000238961	ATHENS	AL		10/23/2019		0	0	(9)	0	0	(9)	0	900	900	0	0
000242131	HUNTSVILLE	AL		10/23/2019		0	0	1	0	0	1	0	266	266	0	0
000244461	ORLANDO	FL		10/23/2019		0	0	(2)	0	0	(2)	0	867	867	0	0
000244656	OMAHA	NE		10/23/2019		0	0	0	0	0	0	0	17	17	0	0
000242326	POWDER SPRINGS	GA		10/23/2019		0	0	(5)	0	0	(5)	0	138	138	0	0
000239012	SILVER CREEK	NY		10/23/2019		0	0	1	0	0	1	0	354	354	0	0
000242802	BUSHWOOD	MD		10/23/2019		0	0	1	0	0	1	0	1,540	1,540	0	0
000239960	SANDUSKY	OH		10/23/2019		0	0	2	0	0	2	0	718	718	0	0
000243795	FRENCH SETTLEMENT	LA		10/23/2019		0	0	1	0	0	1	0	669	669	0	0
000243462	RICHMOND	TX		10/23/2019		0	0	(5)	0	0	(5)	0	892	892	0	0
000242942	OSCEOLA	AR		10/23/2019		0	0	0	0	0	0	0	391	391	0	0
000241943	GARYSBURG	NC		10/23/2019		0	0	(3)	0	0	(3)	0	669	669	0	0
000237485	WESLACO	TX		10/23/2019		0	0	2	0	0	2	0	853	853	0	0
000238962	STREATOR	IL		10/23/2019		0	0	(1)	0	0	(1)	0	441	441	0	0
000243519	FINCASTLE	VA		10/23/2019		0	0	3	0	0	3	0	854	854	0	0
000238539	BURLINGTON	NJ		10/23/2019		0	0	2	0	0	2	0	783	783	0	0
000242465	SNELLVILLE	GA		10/23/2019		0	0	6	0	0	6	0	723	723	0	0
000239346	KINGS MOUNTAIN	NC		10/23/2019		0	0	(8)	0	0	(8)	0	453	453	0	0
000238206	FLEMINGTON	WV		10/23/2019		0	0	0	0	0	0	0	658	658	0	0
000249171	RADCLIFF	KY		10/23/2019		0	0	(4)	0	0	(4)	0	1,321	1,321	0	0
000240332	BOWIE	MD		10/23/2019		0	0	0	0	0	0	0	770	770	0	0
000239679	RICHMOND	TX		10/23/2019		0	0	4	0	0	4	0	1,184	1,184	0	0
000241611	ISLAND LAKE	IL		10/23/2019		0	0	1	0	0	1	0	456	456	0	0
000242941	CEDARTOWN	GA		10/23/2019		0	0	(6)	0	0	(6)	0	467	467	0	0
000239484	NEWTON FALLS	OH		10/23/2019		0	0	4	0	0	4	0	659	659	0	0
000239822	SHELBYVILLE	TX		10/23/2019		0	0	3	0	0	3	0	976	976	0	0
000238344	LAWRENCEVILLE	GA		10/23/2019		0	0	(4)	0	0	(4)	0	102	102	0	0
000243803	BROKEN ARROW	OK		10/23/2019		0	0	1	0	0	1	0	575	575	0	0
000238348	BIRMINGHAM	AL		10/23/2019		0	0	0	0	0	0	0	429	429	0	0
000238824	DOVER	AR		10/23/2019		0	0	2,669	0	0	2,669	0	100,980	100,980	0	0
000237826	SCOTT DEPOT	WV		10/23/2019		0	0	(26)	0	0	(26)	0	1,872	1,872	0	0
000242134	VIRGINIA BEACH	VA		10/23/2019		0	0	6	0	0	6	0	1,347	1,347	0	0
000241944	WHITWATER	WI		10/23/2019		0	0	(2)	0	0	(2)	0	96	96	0	0
000240664	MOUNT PLEASANT	MI		10/23/2019		0	0	(2)	0	0	(2)	0	616	616	0	0
000239204	HART	MI		10/23/2019		0	0	1	0	0	1	0	586	586	0	0
000240188	MOORE	OK		10/23/2019		0	0	3	0	0	3	0	843	843	0	0
000240997	PORTSMOUTH	VA		10/23/2019		0	0	6	0	0	6	0	1,820	1,820	0	0
000242799	COIPENS	SC		10/23/2019		0	0	(1)	0	0	(1)	0	195	195	0	0
000239010	INDIANAPOLIS	IN		10/23/2019		0	0	(2)	0	0	(2)	0	527	527	0	0
000244325	BEAUMONT	TX		10/23/2019		0	0	(1)	0	0	(1)	0	677	677	0	0
000244658	MUNCIE	IN		10/23/2019		0	0	0	0	0	0	0	283	283	0	0
000249170	WASHINGTON	DC		10/23/2019		0	0	4	0	0	4	0	1,247	1,247	0	0

E02.80

STATEMENT AS OF JUNE 30, 2024 OF THE Reliance Standard Life Insurance Company

SCHEDULE B - PART 3

Showing All Mortgage Loans DISPOSED, Transferred or Repaid During the Current Quarter

1 Loan Number	Location		4 Loan Type	5 Date Acquired	6 Disposal Date	7 Book Value/ Recorded Investment Excluding Accrued Interest Prior Year	Change in Book Value/Recorded Investment						14 Book Value/ Recorded Investment Excluding Accrued Interest on Disposal	15 Consid- eration	16 Foreign Exchange Gain (Loss) on Disposal	17 Realized Gain (Loss) on Disposal	18 Total Gain (Loss) on Disposal
	2 City	3 State					8 Unrealized Valuation Increase/ (Decrease)	9 Current Year's (Amortization) /Accretion	10 Current Year's Other- Than- Temporary Impairment Recognized	11 Capitalized Deferred Interest and Other	12 Total Change in Book Value (8+9-10+11)	13 Total Foreign Exchange Change in Book Value					
000240331	GREENSBURG	PA		10/23/2019		0	0	0	0	0	0	0	715	715	0	0	0
000238209	SPANAWAY	WA		10/23/2019		0	0	0	0	0	0	0	1,079	1,079	0	0	0
000243466	NORTH WILKESBORO	NC		10/23/2019		0	0	2	0	0	0	2	436	436	0	0	0
000237631	MOHEGAN LAKE	NY		10/23/2019		0	0	3	0	0	0	3	1,265	1,265	0	0	0
000238347	SUMTER	SC		10/23/2019		0	0	(5)	0	0	0	(5)	655	655	0	0	0
000240858	MONTEBELLO	CA		10/23/2019		0	0	(30)	0	0	0	(30)	4,131	4,131	0	0	0
000238014	LA PLATA	MD		10/23/2019		0	0	(10)	0	0	0	(10)	2,828	2,828	0	0	0
000241945	CONWAY	SC		10/23/2019		0	0	3	0	0	0	3	1,065	1,065	0	0	0
000244130	ALBUQUERQUE	NM		10/23/2019		0	0	(67)	0	0	0	(67)	5,393	5,393	0	0	0
000243326	FAIRLAWN	VA		10/23/2019		0	0	3	0	0	0	3	1,078	1,078	0	0	0
000239676	FLORENCE	SC		10/23/2019		0	0	3	0	0	0	3	754	754	0	0	0
000237348	CLARKSBURG	WV		10/23/2019		0	0	(6)	0	0	0	(6)	343	343	0	0	0
000243659	SPRING	TX		10/23/2019		0	0	9	0	0	0	9	1,755	1,755	0	0	0
000239205	CAMERON	MO		10/23/2019		0	0	701	0	0	0	701	289	705	0	416	416
000238152	BEDFORD	IN		10/23/2019		0	0	3	0	0	0	3	1,046	1,046	0	0	0
000237349	MINERAL WELLS	WV		10/23/2019		0	0	0	0	0	0	0	602	602	0	0	0
000239677	STERLING	CO		10/23/2019		0	0	1	0	0	0	1	850	850	0	0	0
000238960	MERIDIAN	MS		10/23/2019		0	0	2	0	0	0	2	1,201	1,201	0	0	0
000239011	COLUMBUS	IN		10/23/2019		0	0	(2)	0	0	0	(2)	484	484	0	0	0
000241613	BUFFALO GROVE	IL		10/23/2019		0	0	(27)	0	0	0	(27)	1,724	1,724	0	0	0
000238290	DEARBORN	MO		10/23/2019		0	0	1	0	0	0	1	281	281	0	0	0
000243270	PEMBROKE	KY		10/23/2019		0	0	(4)	0	0	0	(4)	787	787	0	0	0
000242467	STAFFORD	TX		10/23/2019		0	0	(15)	0	0	0	(15)	1,606	1,606	0	0	0
000244657	DOUGLASS	KS		10/23/2019		0	0	(1)	0	0	0	(1)	394	394	0	0	0
000238208	GLENPOOL	OK		10/23/2019		0	0	1	0	0	0	1	655	655	0	0	0
000241751	OKLAHOMA CI	OK		10/23/2019		0	0	1	0	0	0	1	365	365	0	0	0
000238679	HARLINGEN	TX		10/23/2019		0	0	2	0	0	0	2	654	654	0	0	0
000243941	CLINTON	UT		10/23/2019		0	0	(3)	0	0	0	(3)	1,092	1,092	0	0	0
000240186	VALLEY GRANDE	AL		10/23/2019		0	0	2	0	0	0	2	821	821	0	0	0
000244133	AKRON	OH		10/23/2019		0	0	(7)	0	0	0	(7)	694	694	0	0	0
000238922	BYRAM	MS		10/23/2019		0	0	(13)	0	0	0	(13)	1,434	1,434	0	0	0
000239920	BOLIVAR	TN		10/23/2019		0	0	(5)	0	0	0	(5)	1,732	1,732	0	0	0
000238307	OAKDALE	CT		10/23/2019		0	0	5	0	0	0	5	1,597	1,597	0	0	0
000241081	DANBURY	NH		10/23/2019		0	0	(7)	0	0	0	(7)	1,915	1,915	0	0	0
000241808	BELOIT	WI		10/23/2019		0	0	1	0	0	0	1	267	267	0	0	0
000238778	LAKE CITY	TN		10/23/2019		0	0	1	0	0	0	1	417	417	0	0	0
000239582	CHELSEA	OK		10/23/2019		0	0	0	0	0	0	0	793	793	0	0	0
000237390	HUMBLE	TX		10/23/2019		0	0	(1)	0	0	0	(1)	1,145	1,145	0	0	0
000238445	HORN LAKE	MS		10/23/2019		0	0	(3)	0	0	0	(3)	1,569	1,569	0	0	0
000241614	LIMA	OH		10/23/2019		0	0	3	0	0	0	3	941	941	0	0	0
000243273	CARENCRO	LA		10/23/2019		0	0	(9)	0	0	0	(9)	878	878	0	0	0
000243135	NEIHALL	CA		10/23/2019		0	0	3	0	0	0	3	1,548	1,548	0	0	0
000241138	WEST LAFAYETTE	OH		10/23/2019		0	0	3	0	0	0	3	1,325	1,325	0	0	0
000240047	JACKSONVILLE	NC		10/23/2019		0	0	(49)	0	0	0	(49)	2,719	2,719	0	0	0
000239306	ELKTON	MD		10/23/2019		0	0	(1)	0	0	0	(1)	680	680	0	0	0
000237923	RISING SUN	MD		10/23/2019		0	0	(1)	0	0	0	(1)	921	921	0	0	0
000241891	LYKENS	PA		10/23/2019		0	0	(1)	0	0	0	(1)	678	678	0	0	0
000237446	SCRANTON	PA		10/23/2019		0	0	(7)	0	0	0	(7)	1,063	1,063	0	0	0
000239445	LOGANVILLE	GA		10/23/2019		0	0	1	0	0	0	1	594	594	0	0	0
000249176	BELLE VERNON	PA		10/23/2019		0	0	3	0	0	0	3	923	923	0	0	0
000240994	BRONX	NY		10/23/2019		0	0	2	0	0	0	2	1,771	1,771	0	0	0

E02.81

STATEMENT AS OF JUNE 30, 2024 OF THE Reliance Standard Life Insurance Company

SCHEDULE B - PART 3

Showing All Mortgage Loans DISPOSED, Transferred or Repaid During the Current Quarter

1 Loan Number	2 Location		4 Loan Type	5 Date Acquired	6 Disposal Date	7 Book Value/ Recorded Investment Excluding Accrued Interest Prior Year	8 Change in Book Value/Recorded Investment					14 Book Value/ Recorded Investment Excluding Accrued Interest on Disposal	15 Consid- eration	16 Foreign Exchange Gain (Loss) on Disposal	17 Realized Gain (Loss) on Disposal	18 Total Gain (Loss) on Disposal	
	2 City	3 State					8 Unrealized Valuation Increase/ (Decrease)	9 Current Year's (Amortization) /Accretion	10 Current Year's Other- Than- Temporary Impairment Recognized	11 Capitalized Deferred Interest and Other	12 Total Change in Book Value (8+9-10+11)						13 Total Foreign Exchange Change in Book Value
000239307	NEW PARIS	PA		10/23/2019		0	0	(3)	0	0	0	(3)	0	591	591	0	0
000241420	MIAMI	FL		10/23/2019		0	0	1	0	0	0	1	0	362	362	0	0
000239778	BOAZ	AL		10/23/2019		0	0	1	0	0	0	1	0	313	313	0	0
000238923	ROSENBERG	TX		10/23/2019		0	0	1	0	0	0	1	0	201	201	0	0
000243328	MACON	GA		10/23/2019		0	0	2	0	0	0	2	0	332	332	0	0
000244132	WINDSOR	PA		10/23/2019		0	0	1	0	0	0	1	0	598	598	0	0
000242808	WEST MONROE	LA		10/23/2019		0	0	(2)	0	0	0	(2)	0	714	714	0	0
000240661	NEWCASTLE	OK		10/23/2019		0	0	(3)	0	0	0	(3)	0	1,220	1,220	0	0
000238444	WEST MONROE	LA		10/23/2019		0	0	3	0	0	0	3	0	836	836	0	0
000239112	RAMSEY	IL		10/23/2019		0	0	(9)	0	0	0	(9)	0	1,000	1,000	0	0
000241948	CHATTANOOGA	TN		10/23/2019		0	0	(40)	0	0	0	(40)	0	3,092	3,092	0	0
000243272	POST FALLS	ID		10/23/2019		0	0	6	0	0	0	6	0	1,375	1,375	0	0
000249037	LAKE PLACID	FL		10/23/2019		0	0	0	0	0	0	0	0	626	626	0	0
000242807	NATCHEZ	MS		10/23/2019		0	0	6	0	0	0	6	0	497	497	0	0
000238582	TAYLOR	TX		10/23/2019		0	0	(2)	0	0	0	(2)	0	462	462	0	0
000243805	MAUREPAS	LA		10/23/2019		0	0	3	0	0	0	3	0	763	763	0	0
000242080	SCRANTON	PA		10/23/2019		0	0	3	0	0	0	3	0	646	646	0	0
000240855	RIO RICO	AZ		10/23/2019		0	0	(2)	0	0	0	(2)	0	286	286	0	0
000243467	SYLVIA	NC		10/23/2019		0	0	(7)	0	0	0	(7)	0	932	932	0	0
000238253	ALBEMARLE	NC		10/23/2019		0	0	(1)	0	0	0	(1)	0	654	654	0	0
000241421	EL PASO	TX		10/23/2019		0	0	(7)	0	0	0	(7)	0	1,564	1,564	0	0
000242614	LITHONIA	GA		10/23/2019		0	0	2	0	0	0	2	0	659	659	0	0
000238391	LOVINGTON	NM		10/23/2019		0	0	0	0	0	0	0	0	362	362	0	0
000241754	CLINTON TOWNSHIP	MI		10/23/2019		0	0	(4)	0	0	0	(4)	0	679	679	0	0
000242138	NEWPORT NEWS	VA		10/23/2019		0	0	16	0	0	0	16	0	4,221	4,221	0	0
000240660	SENATOBIA	MS		10/23/2019		0	0	2	0	0	0	2	0	520	520	0	0
000238309	TRACY CITY	TN		10/23/2019		0	0	(19)	0	0	0	(19)	0	2,560	2,560	0	0
000243275	PIPESTONE	MN		10/23/2019		0	0	0	0	0	0	0	0	492	492	0	0
000242081	SAINT ALBANS	NY		10/23/2019		0	0	4	0	0	0	4	0	1,504	1,504	0	0
000238114	REDWOOD	MS		10/23/2019		0	0	0	0	0	0	0	0	1,393	1,393	0	0
000243946	WENDELL	NC		10/23/2019		0	0	1	0	0	0	1	0	305	305	0	0
000237393	CASTROVILLE	TX		10/23/2019		0	0	3	0	0	0	3	0	891	891	0	0
000237925	YORK	SC		10/23/2019		0	0	(1)	0	0	0	(1)	0	1,871	1,871	0	0
000239637	CARO	MI		10/23/2019		0	0	1	0	0	0	1	0	380	380	0	0
000243890	PRINCETONVILLE	IL		10/23/2019		0	0	(17)	0	0	0	(17)	0	3,022	3,022	0	0
000243808	AURORA	CO		10/23/2019		0	0	6	0	0	0	6	0	2,034	2,034	0	0
000244611	GLENARY	IL		10/23/2019		0	0	(8)	0	0	0	(8)	0	941	941	0	0
000237449	TALLAHASSEE	FL		10/23/2019		0	0	1	0	0	0	1	0	821	821	0	0
000241616	CHICAGO	IL		10/23/2019		0	0	(29)	0	0	0	(29)	0	1,023	1,023	0	0
000240992	MICHIGAN CITY	IN		10/23/2019		0	0	(5)	0	0	0	(5)	0	691	691	0	0
000244134	KILLEEN	TX		10/23/2019		0	0	(10)	0	0	0	(10)	0	2,385	2,385	0	0
000242139	ROANOKE	VA		10/23/2019		0	0	1	0	0	0	1	0	259	259	0	0
000244467	HAYES	VA		10/23/2019		0	0	5	0	0	0	5	0	572	572	0	0
000242615	EL RENO	OK		10/23/2019		0	0	(2)	0	0	0	(2)	0	67	67	0	0
000238390	NATCHEZ	MS		10/23/2019		0	0	(1)	0	0	0	(1)	0	1,318	1,318	0	0
000239581	DANIELSON	CT		10/23/2019		0	0	2	0	0	0	2	0	1,203	1,203	0	0
000238308	WARSAW	IN		10/23/2019		0	0	(1)	0	0	0	(1)	0	628	628	0	0
000242948	LONGS	SC		10/23/2019		0	0	4	0	0	0	4	0	1,370	1,370	0	0
000243750	HOUSTON	TX		10/23/2019		0	0	(7)	0	0	0	(7)	0	660	660	0	0
000244329	CORPUS CHRISTI	TX		10/23/2019		0	0	(1)	0	0	0	(1)	0	750	750	0	0
000249174	PILES GROVE	NJ		10/23/2019		0	0	3	0	0	0	3	0	2,719	2,719	0	0

E02.82

STATEMENT AS OF JUNE 30, 2024 OF THE Reliance Standard Life Insurance Company

SCHEDULE B - PART 3

Showing All Mortgage Loans DISPOSED, Transferred or Repaid During the Current Quarter

1 Loan Number	2 Location		4 Loan Type	5 Date Acquired	6 Disposal Date	7 Book Value/ Recorded Investment Excluding Accrued Interest Prior Year	8 Change in Book Value/Recorded Investment					14 Book Value/ Recorded Investment Excluding Accrued Interest on Disposal	15 Consid- eration	16 Foreign Exchange Gain (Loss) on Disposal	17 Realized Gain (Loss) on Disposal	18 Total Gain (Loss) on Disposal	
	2 City	3 State					8 Unrealized Valuation Increase/ (Decrease)	9 Current Year's (Amortization) /Accretion	10 Current Year's Other- Than- Temporary Impairment Recognized	11 Capitalized Deferred Interest and Other	12 Total Change in Book Value (8+9-10+11)						13 Total Foreign Exchange Change in Book Value
000249035	CORYDON	IN		10/23/2019		0	0	10	0	0	0	10	0	1,154	1,154	0	0
000238779	STRASBURG	PA		10/23/2019		0	0	6	0	0	0	6	0	767	767	0	0
000242420	THOMSON	GA		10/23/2019		0	0	0	0	0	0	0	0	201	201	0	0
000240377	JUDSONIA	AR		10/23/2019		0	0	(10)	0	0	0	(10)	0	1,566	1,566	0	0
000243136	PHENIX	VA		10/23/2019		0	0	0	0	0	0	0	0	412	412	0	0
000242891	GONZALES	LA		10/23/2019		0	0	(261)	0	0	0	(261)	0	7,082	7,082	0	0
000238113	HAZEL	KY		10/23/2019		0	0	(1)	0	0	0	(1)	0	502	502	0	0
000237586	CARROLLTON	TX		10/23/2019		0	0	4	0	0	0	4	0	843	843	0	0
000240520	RIDDLETON	TN		10/23/2019		0	0	4	0	0	0	4	0	834	834	0	0
000240853	BROWNSVILLE	TX		10/23/2019		0	0	(1)	0	0	0	(1)	0	504	504	0	0
000241617	ELMWOOD PARK	IL		10/23/2019		0	0	2	0	0	0	2	0	2,614	2,614	0	0
000244272	WEBSTER	MA		10/23/2019		0	0	(5)	0	0	0	(5)	0	1,228	1,228	0	0
000240044	SUMMerville	GA		10/23/2019		0	0	(9)	0	0	0	(9)	0	1,422	1,422	0	0
000238303	VALLEY	AL		10/23/2019		0	0	1	0	0	0	1	0	592	592	0	0
000238298	MANSFIELD	GA		10/23/2019		0	0	1	0	0	0	1	0	601	601	0	0
000243420	SABATTUS	ME		10/23/2019		0	0	601	0	0	0	601	0	601	601	0	0
000240991	MEMPHIS	TN		10/23/2019		0	0	0	0	0	0	0	0	629	629	0	0
000241756	CHICAGO	IL		10/23/2019		0	0	6	0	0	0	6	0	2,019	2,019	0	0
000242616	OKLAHOMA CITY	OK		10/23/2019		0	0	1	0	0	0	1	0	440	440	0	0
000237443	CROSBY	TX		10/23/2019		0	0	0	0	0	0	0	0	528	528	0	0
000239829	WINDER	GA		10/23/2019		0	0	6	0	0	0	6	0	966	966	0	0
000237776	BALTIMORE	MD		10/23/2019		0	0	4	0	0	0	4	0	1,227	1,227	0	0
000242560	RACINE	WI		10/23/2019		0	0	4	0	0	0	4	0	716	716	0	0
000238441	STATESVILLE	NC		10/23/2019		0	0	4	0	0	0	4	0	705	705	0	0
000249130	MUSKEGO	WI		10/23/2019		0	0	(1)	0	0	0	(1)	0	1,198	1,198	0	0
000242083	SPRINGFIELD GARDENS	NY		10/23/2019		0	0	(8)	0	0	0	(8)	0	3,204	3,204	0	0
000243139	BOAZ	AL		10/23/2019		0	0	3	0	0	0	3	0	530	530	0	0
000242421	HASLET	TX		10/23/2019		0	0	1	0	0	0	1	0	654	654	0	0
000242892	WILLMAR	MN		10/23/2019		0	0	5	0	0	0	5	0	1,202	1,202	0	0
000241562	BOLINGBROOK	IL		10/23/2019		0	0	1	0	0	0	1	0	1,593	1,593	0	0
000239635	POOLER	GA		10/23/2019		0	0	1	0	0	0	1	0	513	513	0	0
000239773	PAHRUMP	NV		10/23/2019		0	0	2	0	0	0	2	0	1,174	1,174	0	0
000238159	BROKEN ARROW	OK		10/23/2019		0	0	1	0	0	0	1	0	627	627	0	0
000244613	CHATHAM	NJ		10/23/2019		0	0	3	0	0	0	3	0	2,017	2,017	0	0
000242278	FORT SMITH	AR		10/23/2019		0	0	(8)	0	0	0	(8)	0	1,165	1,165	0	0
000243083	CHALMETTE	LA		10/23/2019		0	0	4	0	0	0	4	0	822	822	0	0
000243892	PLATTSBURGH	NY		10/23/2019		0	0	0	0	0	0	0	0	129	129	0	0
000240990	RIVERVIEW	FL		10/23/2019		0	0	6	0	0	0	6	0	1,145	1,145	0	0
000238302	CAMBRIDGE	MN		10/23/2019		0	0	1	0	0	0	1	0	1,328	1,328	0	0
000237580	MECHANICSBURG	PA		10/23/2019		0	0	6	0	0	0	6	0	1,254	1,254	0	0
000239441	SAINT ALBANS	NY		10/23/2019		0	0	4	0	0	0	4	0	4,432	4,432	0	0
000242894	DENHAM SPRINGS	LA		10/23/2019		0	0	6	0	0	0	6	0	445	445	0	0
000238440	DELMAR	MD		10/23/2019		0	0	3	0	0	0	3	0	1,526	1,526	0	0
000240713	SAINT GENEVIEVE	MO		10/23/2019		0	0	(1)	0	0	0	(1)	0	986	986	0	0
000237775	ATLANTA	GA		10/23/2019		0	0	1	0	0	0	1	0	593	593	0	0
000242561	BROOKLYN	NY		10/23/2019		0	0	15	0	0	0	15	0	3,012	3,012	0	0
000241424	MT SOLON	VA		10/23/2019		0	0	(1)	0	0	0	(1)	0	311	311	0	0
000243138	BEAVER	PA		10/23/2019		0	0	(1,674)	0	0	0	(1,674)	0	10,710	10,710	0	0
000243809	MIDLAND	TX		10/23/2019		0	0	(5)	0	0	0	(5)	0	942	942	0	0
000239969	SHELBY	NC		10/23/2019		0	0	3	0	0	0	3	0	515	515	0	0
000244080	HENDERSONVILLE	TN		10/23/2019		0	0	3	0	0	0	3	0	1,322	1,322	0	0

E02.83

STATEMENT AS OF JUNE 30, 2024 OF THE Reliance Standard Life Insurance Company

SCHEDULE B - PART 3

Showing All Mortgage Loans DISPOSED, Transferred or Repaid During the Current Quarter

1 Loan Number	2 Location		4 Loan Type	5 Date Acquired	6 Disposal Date	7 Book Value/ Recorded Investment Excluding Accrued Interest Prior Year	8 Change in Book Value/Recorded Investment					14 Book Value/ Recorded Investment Excluding Accrued Interest on Disposal	15 Consid- eration	16 Foreign Exchange Gain (Loss) on Disposal	17 Realized Gain (Loss) on Disposal	18 Total Gain (Loss) on Disposal	
	2 City	3 State					8 Unrealized Valuation Increase/ (Decrease)	9 Current Year's (Amortization) /Accretion	10 Current Year's Other- Than- Temporary Impairment Recognized	11 Capitalized Deferred Interest and Other	12 Total Change in Book Value (8+9-10+11)						13 Total Foreign Exchange Change in Book Value
000240042	SOMERSET	KY		10/23/2019		0	0	5	0	0	0	5	0	873	873	0	0
000242084	GLENN DALE	MD		10/23/2019		0	0	23	0	0	0	23	0	5,244	5,244	0	0
000241563	CINCINNATI	OH		10/23/2019		0	0	3	0	0	0	3	0	734	734	0	0
000237636	SAINT LOUIS	MO		10/23/2019		0	0	1	0	0	0	1	0	654	654	0	0
000240375	ANDERSON	IN		10/23/2019		0	0	1	0	0	0	1	0	473	473	0	0
000244274	WORCESTER	MA		10/23/2019		0	0	(5)	0	0	0	(5)	0	2,245	2,245	0	0
000244612	TUCSON	AZ		10/23/2019		0	0	(2)	0	0	0	(2)	0	911	911	0	0
000241619	WEST BRANCH	MI		10/23/2019		0	0	1	0	0	0	1	0	791	791	0	0
000238296	ROEBUCK	SC		10/23/2019		0	0	(1)	0	0	0	(1)	0	402	402	0	0
000240180	BALCH SPRINGS	TX		10/23/2019		0	0	0	0	0	0	0	0	256	256	0	0
000241758	WILMINGTON	DE		10/23/2019		0	0	(9)	0	0	0	(9)	0	283	283	0	0
000239489	NEW PORT RICHEY	FL		10/23/2019		0	0	(1)	0	0	0	(1)	0	363	363	0	0
000238305	OCALA	FL		10/23/2019		0	0	1	0	0	0	1	0	680	680	0	0
000243755	MESQUITE	TX		10/23/2019		0	0	1	0	0	0	1	0	741	741	0	0
000237445	RALEIGH	NC		10/23/2019		0	0	1	0	0	0	1	0	739	739	0	0
000238967	OAKFIELD	NY		10/23/2019		0	0	1	0	0	0	1	0	382	382	0	0
000249179	SAINT CLOUD	FL		10/23/2019		0	0	4	0	0	0	4	0	1,032	1,032	0	0
000239827	ELEANOR	WV		10/23/2019		0	0	(2)	0	0	0	(2)	0	262	262	0	0
000240907	FRISCO	TX		10/23/2019		0	0	6	0	0	0	6	0	679	679	0	0
000244421	GUYTON	GA		10/23/2019		0	0	6	0	0	0	6	0	958	958	0	0
000241896	PUEBLO	CO		10/23/2019		0	0	(6)	0	0	0	(6)	0	1,106	1,106	0	0
000240712	HANNIBAL	MO		10/23/2019		0	0	2	0	0	0	2	0	1,057	1,057	0	0
000238776	RICHMOND	TX		10/23/2019		0	0	0	0	0	0	0	0	612	612	0	0
000241425	CAMDEN	NY		10/23/2019		0	0	1	0	0	0	1	0	204	204	0	0
000239965	COCOA	FL		10/23/2019		0	0	2	0	0	0	2	0	644	644	0	0
000237639	SLIDELL	LA		10/23/2019		0	0	5	0	0	0	5	0	1,104	1,104	0	0
000242756	PENSACOLA	FL		10/23/2019		0	0	3	0	0	0	3	0	715	715	0	0
000243894	ABSECON	NJ		10/23/2019		0	0	(1)	0	0	0	(1)	0	744	744	0	0
000244277	GORHAM	ME		10/23/2019		0	0	0	0	0	0	0	0	1,820	1,820	0	0
000241902	BRONX	NY		10/23/2019		0	0	2	0	0	0	2	0	4,381	4,381	0	0
000241564	BEECH CREEK	PA		10/23/2019		0	0	7	0	0	0	7	0	791	791	0	0
000242618	FAYETTEVILLE	NC		10/23/2019		0	0	(42)	0	0	0	(42)	0	1,505	1,505	0	0
000244139	EVANSVILLE	IN		10/23/2019		0	0	(1)	0	0	0	(1)	0	730	730	0	0
000237583	SAVANNAH	GA		10/23/2019		0	0	1	0	0	0	1	0	849	849	0	0
000243423	PAULINA	LA		10/23/2019		0	0	(186)	0	0	0	(186)	0	2,102	2,102	0	0
000238299	CHALMETTE	LA		10/23/2019		0	0	1	0	0	0	1	0	721	721	0	0
000242563	ROCK HILL	SC		10/23/2019		0	0	4	0	0	0	4	0	1,037	1,037	0	0
000237920	EVANSVILLE	IN		10/23/2019		0	0	4	0	0	0	4	0	1,033	1,033	0	0
000238968	HORN LAKE	MS		10/23/2019		0	0	1	0	0	0	1	0	747	747	0	0
000243754	STATESVILLE	NC		10/23/2019		0	0	(6)	0	0	0	(6)	0	1,522	1,522	0	0
000240711	DELANAN	WI		10/23/2019		0	0	(4)	0	0	0	(4)	0	911	911	0	0
000240373	CROWN POINT	IN		10/23/2019		0	0	(1)	0	0	0	(1)	0	1,311	1,311	0	0
000242087	ATHOL	MA		10/23/2019		0	0	0	0	0	0	0	0	477	477	0	0
000238442	TALLULAH	LA		10/23/2019		0	0	(9)	0	0	0	(9)	0	734	734	0	0
000241759	SHERMAN	TX		10/23/2019		0	0	(1)	0	0	0	(1)	0	580	580	0	0
000239966	MILLBROOK	AL		10/23/2019		0	0	3	0	0	0	3	0	792	792	0	0
000238580	MCCOMB	MS		10/23/2019		0	0	(9)	0	0	0	(9)	0	896	896	0	0
000241898	JERSEY CITY	NJ		10/23/2019		0	0	3	0	0	0	3	0	2,355	2,355	0	0
000242424	OXFORD	NC		10/23/2019		0	0	(9)	0	0	0	(9)	0	1,159	1,159	0	0
000240040	BAY	AR		10/23/2019		0	0	(1)	0	0	0	(1)	0	713	713	0	0
000243893	DUMFRIES	VA		10/23/2019		0	0	(1)	0	0	0	(1)	0	290	290	0	0

E02.84

STATEMENT AS OF JUNE 30, 2024 OF THE Reliance Standard Life Insurance Company

SCHEDULE B - PART 3

Showing All Mortgage Loans DISPOSED, Transferred or Repaid During the Current Quarter

1 Loan Number	2 Location		4 Loan Type	5 Date Acquired	6 Disposal Date	7 Book Value/ Recorded Investment Excluding Accrued Interest Prior Year	8 Change in Book Value/Recorded Investment					14 Book Value/ Recorded Investment Excluding Accrued Interest on Disposal	15 Consid- eration	16 Foreign Exchange Gain (Loss) on Disposal	17 Realized Gain (Loss) on Disposal	18 Total Gain (Loss) on Disposal	
	2 City	3 State					8 Unrealized Valuation Increase/ (Decrease)	9 Current Year's (Amortization) /Accretion	10 Current Year's Other- Than- Temporary Impairment Recognized	11 Capitalized Deferred Interest and Other	12 Total Change in Book Value (8+9-10+11)						13 Total Foreign Exchange Change in Book Value
000243084	PLAIN DEALING	LA		10/23/2019		0	0	1	0	0	0	1	0	480	480	0	0
000240429	MIAMI GARDENS	FL		10/23/2019		0	0	2	0	0	0	2	0	1,079	1,079	0	0
LN0011502	CHICAGO	IL		11/15/2019		0	0	0	0	0	0	0	0	116,416	116,416	0	0
LN0012494	CHICAGO	IL		03/03/2023		0	0	0	0	0	0	0	0	24,000	24,000	0	0
LN0013364	DEERFIELD	IL		11/20/2019		0	0	0	0	0	0	0	0	29,192	29,192	0	0
LN0013366	DEERFIELD	IL		11/20/2019		0	0	0	0	0	0	0	0	4,054	4,054	0	0
LN0013360	DEERFIELD	IL		11/20/2019		0	0	0	0	0	0	0	0	93,090	93,090	0	0
LN0013362	DEERFIELD	IL		11/20/2019		0	0	0	0	0	0	0	0	6,649	6,649	0	0
LN0013361	DEERFIELD	IL		10/11/2022		0	0	0	0	0	0	0	0	20,443	20,443	0	0
LN0013365	DEERFIELD	IL		10/11/2022		0	0	0	0	0	0	0	0	7,301	7,301	0	0
LN0013363	DEERFIELD	IL		10/11/2022		0	0	0	0	0	0	0	0	1,460	1,460	0	0
LN0012605	PHILADELPHIA	PA		07/10/2020		0	0	3	0	0	0	3	0	84,915	84,915	0	0
LN0013684	PHILADELPHIA	PA		07/10/2020		0	0	0	0	0	0	0	0	2,177	2,177	0	0
LN0011010	WALNUT CREEK	CA		12/16/2019		0	0	0	0	0	0	0	0	17,427	17,427	0	0
LN0011520	WALNUT CREEK	CA		12/16/2019		0	0	0	0	0	0	0	0	5,809	5,809	0	0
LN0013573	BOSTON	MA		12/20/2019		0	0	0	0	0	0	0	0	18,075	18,075	0	0
LN0013574	BOSTON	MA		12/20/2019		0	0	0	0	0	0	0	0	1,721	1,721	0	0
OV2607891	LOS ANGELES	CA		12/18/2019		0	0	(52)	0	0	0	(52)	0	1,409	1,409	0	0
OV2628679	WHARTON BOROUGH	NJ		12/18/2019		0	0	(29)	0	0	0	(29)	0	1,072	1,072	0	0
OV2675796	SACRAMENTO	CA		12/18/2019		0	0	(11)	0	0	0	(11)	0	423	423	0	0
OV2702638	PAWUCKET	RI		12/18/2019		0	0	(35)	0	0	0	(35)	0	1,149	1,149	0	0
OV2735326	TAYLORSVILLE	UT		12/18/2019		0	0	(22)	0	0	0	(22)	0	1,163	1,163	0	0
OV2651501	ARDEN	NC		12/18/2019		0	0	(74)	0	0	0	(74)	0	2,036	2,036	0	0
OV2612624	FONTANA	CA		12/18/2019		0	0	(69)	0	0	0	(69)	0	1,852	1,852	0	0
OV2608145	MIAMI	FL		12/18/2019		0	0	(60)	0	0	0	(60)	0	1,264	1,264	0	0
OV2629385	KATY	TX		09/28/2022		0	0	84	0	0	0	84	0	801	801	0	0
OV2743984	ORLANDO	FL		12/18/2019		0	0	(51)	0	0	0	(51)	0	1,896	1,896	0	0
OV2532173	LOS ANGELES	CA		12/18/2019		0	0	(42)	0	0	0	(42)	0	1,393	1,393	0	0
OV2630386	NEW ROCHELLE	NY		12/18/2019		0	0	(70)	0	0	0	(70)	0	1,584	1,584	0	0
OV2714343	SOUTHFIELD	MI		12/18/2019		0	0	(14)	0	0	0	(14)	0	650	650	0	0
OV2655853	PLANTATION	FL		12/18/2019		0	0	(38)	0	0	0	(38)	0	990	990	0	0
OV2624867	FRESNO	CA		12/18/2019		0	0	(148)	0	0	0	(148)	0	3,336	3,336	0	0
OV2736904	JURUPA VALLEY	CA		12/18/2019		0	0	(37)	0	0	0	(37)	0	1,742	1,742	0	0
OV2736157	CINCINNATI	OH		12/18/2019		0	0	(33)	0	0	0	(33)	0	733	733	0	0
OV2639298	SUMMERVILLE	SC		12/18/2019		0	0	(77)	0	0	0	(77)	0	1,699	1,699	0	0
OV2676463	WASHINGTON	DC		12/18/2019		0	0	(9)	0	0	0	(9)	0	394	394	0	0
OV2742049	LYNWOOD	WA		12/18/2019		0	0	(18)	0	0	0	(18)	0	2,299	2,299	0	0
OV2718726	CYPRESS	TX		12/18/2019		0	0	(18)	0	0	0	(18)	0	707	707	0	0
OV2685909	WESTMORE	VT		12/18/2019		0	0	(17)	0	0	0	(17)	0	1,076	1,076	0	0
OV2744481	SALT LAKE CITY	UT		12/18/2019		0	0	(40)	0	0	0	(40)	0	1,736	1,736	0	0
OV2695562	AUSTIN	TX		12/18/2019		0	0	(35)	0	0	0	(35)	0	958	958	0	0
OV2744161	BOSTON	MA		12/18/2019		0	0	39	0	0	0	39	0	4,259	4,259	0	0
OV2694915	AUSTIN	TX		12/18/2019		0	0	(60)	0	0	0	(60)	0	3,050	3,050	0	0
OV2693255	BAYONNE	NJ		12/18/2019		0	0	(71)	0	0	0	(71)	0	1,943	1,943	0	0
OV2676529	OLATHE	KS		12/18/2019		0	0	(29)	0	0	0	(29)	0	664	664	0	0
OV2732289	FILLMORE	CA		12/18/2019		0	0	(30)	0	0	0	(30)	0	3,030	3,030	0	0
OV2547788	ELK GROVE	CA		12/18/2019		0	0	(54)	0	0	0	(54)	0	1,484	1,484	0	0
OV2674519	SEEKONK	MA		12/18/2019		0	0	(29)	0	0	0	(29)	0	981	981	0	0
OV2640265	ESCONDIDO	CA		12/18/2019		0	0	(97)	0	0	0	(97)	0	2,732	2,732	0	0
OV2709971	KISSIMIEE	FL		12/18/2019		0	0	(101)	0	0	0	(101)	0	2,915	2,915	0	0
OV2616974	SOUTH AMBOY	NJ		12/18/2019		0	0	(109)	0	0	0	(109)	0	2,670	2,670	0	0

E02.85

STATEMENT AS OF JUNE 30, 2024 OF THE Reliance Standard Life Insurance Company

SCHEDULE B - PART 3

Showing All Mortgage Loans DISPOSED, Transferred or Repaid During the Current Quarter

1 Loan Number	2 Location		4 Loan Type	5 Date Acquired	6 Disposal Date	7 Book Value/ Recorded Investment Excluding Accrued Interest Prior Year	8 Change in Book Value/Recorded Investment						14 Book Value/ Recorded Investment Excluding Accrued Interest on Disposal	15 Consid- eration	16 Foreign Exchange Gain (Loss) on Disposal	17 Realized Gain (Loss) on Disposal	18 Total Gain (Loss) on Disposal
	2 City	3 State					8 Unrealized Valuation Increase/ (Decrease)	9 Current Year's (Amortization) /Accretion	10 Current Year's Other- Than- Temporary Impairment Recognized	11 Capitalized Deferred Interest and Other	12 Total Change in Book Value (8+9-10+11)	13 Total Foreign Exchange Change in Book Value					
OV2640278	LAWRENCE	MA		12/18/2019		0	0	(45)	0	0	0	(45)	0	1,302	1,302	0	0
OV2651503	ORLANDO	FL		12/18/2019		0	0	(42)	0	0	0	(42)	0	909	909	0	0
OV2596266	ANAHEIM	CA		12/18/2019		0	0	(79)	0	0	0	(79)	0	3,171	3,171	0	0
OV2734065	ROSWELL	GA		12/18/2019		0	0	(41)	0	0	0	(41)	0	973	973	0	0
OV2743995	CENTRALIA	WA		12/18/2019		0	0	(26)	0	0	0	(26)	0	565	565	0	0
OV2660220	SPOKANE VLY	WA		12/18/2019		0	0	(43)	0	0	0	(43)	0	1,184	1,184	0	0
OV2622511	SACRAMENTO	CA		12/18/2019		0	0	(29)	0	0	0	(29)	0	766	766	0	0
OV2616961	RIVERSIDE	CA		12/18/2019		0	0	(38)	0	0	0	(38)	0	1,212	1,212	0	0
OV2720320	EDINBURG	TX		12/18/2019		0	0	(24)	0	0	0	(24)	0	1,093	1,093	0	0
OV2736794	PUYALLUP	WA		12/18/2019		0	0	(42)	0	0	0	(42)	0	1,639	1,639	0	0
OV2670115	GALVESTON	TX		12/18/2019		0	0	(13)	0	0	0	(13)	0	592	592	0	0
OV2630109	AVENTURA	FL		12/18/2019		0	0	(24)	0	0	0	(24)	0	539	539	0	0
OV2676028	LAUDERHILL	FL		12/18/2019		0	0	(23)	0	0	0	(23)	0	955	955	0	0
OV2720694	SECAUCUS	NJ		12/18/2019		0	0	(49)	0	0	0	(49)	0	2,021	2,021	0	0
OV2705816	TUMWATER	WA		12/18/2019		0	0	(36)	0	0	0	(36)	0	1,264	1,264	0	0
OV2661382	MIAMI	FL		12/18/2019		0	0	(36)	0	0	0	(36)	0	929	929	0	0
OV2644007	MANCHESTER	NH		12/18/2019		0	0	(46)	0	0	0	(46)	0	1,009	1,009	0	0
OV2691439	UPPER MARLBORO	MD		12/18/2019		0	0	(35)	0	0	0	(35)	0	1,468	1,468	0	0
OV2612612	MELROSE PARK	IL		12/18/2019		0	0	(19)	0	0	0	(19)	0	457	457	0	0
OV2568875	HOUSTON	TX		12/18/2019		0	0	(109)	0	0	0	(109)	0	2,526	2,526	0	0
OV2551570	FRANKFORT	KY		12/18/2019		0	0	(34)	0	0	0	(34)	0	843	843	0	0
OV2735301	LOS ANGELES	CA		12/18/2019		0	0	4	0	0	0	4	0	3,171	3,171	0	0
OV2631840	NORTH LAS VEGAS	NV		12/18/2019		0	0	(31)	0	0	0	(31)	0	899	899	0	0
OV2611100	MADISON	AL		12/18/2019		0	0	(69)	0	0	0	(69)	0	2,185	2,185	0	0
OV2616793	CHARLOTTE	NC		12/18/2019		0	0	(26)	0	0	0	(26)	0	528	528	0	0
OV2626078	OAKLAND	CA		12/18/2019		0	0	(34)	0	0	0	(34)	0	2,451	2,451	0	0
OV2738358	AUSTIN	TX		12/18/2019		0	0	(24)	0	0	0	(24)	0	1,072	1,072	0	0
OV2555270	ELK GROVE	CA		12/18/2019		0	0	(60)	0	0	0	(60)	0	2,057	2,057	0	0
OV2529961	LA MESA	CA		12/18/2019		0	0	(77)	0	0	0	(77)	0	2,033	2,033	0	0
OV2539384	LOS ANGELES	CA		12/18/2019		0	0	(74)	0	0	0	(74)	0	2,465	2,465	0	0
OV2661370	SALEM	OR		12/18/2019		0	0	(57)	0	0	0	(57)	0	1,650	1,650	0	0
OV2549465	MARIPOSA	CA		12/18/2019		0	0	(35)	0	0	0	(35)	0	1,091	1,091	0	0
OV2639805	WINCHESTER	CA		12/18/2019		0	0	(84)	0	0	0	(84)	0	2,061	2,061	0	0
OV2614811	BROCKTON	MA		12/18/2019		0	0	(36)	0	0	0	(36)	0	1,018	1,018	0	0
OV2613518	MURRIETA	CA		12/18/2019		0	0	(72)	0	0	0	(72)	0	1,836	1,836	0	0
OV2606871	FRESNO	CA		12/18/2019		0	0	(42)	0	0	0	(42)	0	1,083	1,083	0	0
OV2656736	DALLAS	TX		12/18/2019		0	0	(74)	0	0	0	(74)	0	2,001	2,001	0	0
OV2683503	VANCOUVER	WA		12/18/2019		0	0	(49)	0	0	0	(49)	0	1,521	1,521	0	0
OV2655663	SWEET HOME	OR		12/18/2019		0	0	(25)	0	0	0	(25)	0	543	543	0	0
OV2691231	STOCKTON	CA		12/18/2019		0	0	(38)	0	0	0	(38)	0	1,512	1,512	0	0
OV2664404	CAMAS	WA		12/18/2019		0	0	(44)	0	0	0	(44)	0	1,402	1,402	0	0
OV2610329	NASHVILLE	TN		12/18/2019		0	0	(47)	0	0	0	(47)	0	1,163	1,163	0	0
OV2663406	COLORADO SPRINGS	CO		12/18/2019		0	0	(36)	0	0	0	(36)	0	1,481	1,481	0	0
OV2542433	PORTLAND	OR		12/18/2019		0	0	(79)	0	0	0	(79)	0	1,719	1,719	0	0
OV2663726	MINNEAPOLIS	MN		12/18/2019		0	0	(58)	0	0	0	(58)	0	2,472	2,472	0	0
OV2604771	MIAMI	FL		12/18/2019		0	0	(60)	0	0	0	(60)	0	1,534	1,534	0	0
OV2624206	PEARLAND	TX		12/18/2019		0	0	(28)	0	0	0	(28)	0	552	552	0	0
OV2542990	NORCROSS	GA		12/18/2019		0	0	(37)	0	0	0	(37)	0	790	790	0	0
OV2710326	LACEY	WA		12/18/2019		0	0	(17)	0	0	0	(17)	0	1,218	1,218	0	0
OV2656110	KEY WEST	FL		12/18/2019		0	0	(54)	0	0	0	(54)	0	1,556	1,556	0	0
OV2740121	HUNTSVILLE	AL		12/18/2019		0	0	(7)	0	0	0	(7)	0	548	548	0	0

E02.86

STATEMENT AS OF JUNE 30, 2024 OF THE Reliance Standard Life Insurance Company

SCHEDULE B - PART 3

Showing All Mortgage Loans DISPOSED, Transferred or Repaid During the Current Quarter

1 Loan Number	2 Location		4 Loan Type	5 Date Acquired	6 Disposal Date	7 Book Value/ Recorded Investment Excluding Accrued Interest Prior Year	8 Change in Book Value/Recorded Investment						14 Book Value/ Recorded Investment Excluding Accrued Interest on Disposal	15 Consid- eration	16 Foreign Exchange Gain (Loss) on Disposal	17 Realized Gain (Loss) on Disposal	18 Total Gain (Loss) on Disposal
	2 City	3 State					8 Unrealized Valuation Increase/ (Decrease)	9 Current Year's (Amortization) /Accretion	10 Current Year's Other- Than- Temporary Impairment Recognized	11 Capitalized Deferred Interest and Other	12 Total Change in Book Value (8+9-10+11)	13 Total Foreign Exchange Change in Book Value					
OV2684174	EUGENE	OR		12/18/2019		0	0	(54)	0	0	0	(54)	0	3,039	3,039	0	0
OV2663545	MCKINNEY	TX		12/18/2019		0	0	(50)	0	0	0	(50)	0	1,434	1,434	0	0
OV2744513	GEORGETOWN	TX		12/18/2019		0	0	1	0	0	0	1	0	1,081	1,081	0	0
OV2664851	AUSTIN	TX		12/18/2019		0	0	(50)	0	0	0	(50)	0	1,523	1,523	0	0
OV2597899	STOCKTON	CA		12/18/2019		0	0	(84)	0	0	0	(84)	0	1,796	1,796	0	0
OV2706691	ELIZABETHTON	TN		12/18/2019		0	0	(25)	0	0	0	(25)	0	605	605	0	0
OV2670456	NEWMAN	GA		12/18/2019		0	0	(31)	0	0	0	(31)	0	656	656	0	0
OV2730560	NORTH MIAMI	FL		12/18/2019		0	0	(20)	0	0	0	(20)	0	1,409	1,409	0	0
OV2609288	METHUEN	MA		12/18/2019		0	0	(51)	0	0	0	(51)	0	1,086	1,086	0	0
OV2547767	SPRING	TX		12/18/2019		0	0	(73)	0	0	0	(73)	0	1,667	1,667	0	0
OV2743999	SALT LAKE CITY	UT		12/18/2019		0	0	(27)	0	0	0	(27)	0	1,310	1,310	0	0
OV2746510	PORTLAND	OR		12/18/2019		0	0	(44)	0	0	0	(44)	0	1,597	1,597	0	0
OV2641806	GILBERT	AZ		12/18/2019		0	0	(55)	0	0	0	(55)	0	1,588	1,588	0	0
OV2718092	PHOENIX	AZ		12/18/2019		0	0	(14)	0	0	0	(14)	0	895	895	0	0
OV2633715	DURHAM	NC		12/18/2019		0	0	(278)	0	0	0	(278)	0	6,936	6,936	0	0
OV2668604	ORLAND PARK	IL		12/18/2019		0	0	(20)	0	0	0	(20)	0	439	439	0	0
OV2658221	ROWLETT	TX		12/18/2019		0	0	(28)	0	0	0	(28)	0	1,866	1,866	0	0
OV2710466	CANOGA PARK	CA		12/18/2019		0	0	(43)	0	0	0	(43)	0	2,185	2,185	0	0
OV2714514	ALBUQUERQUE	NM		12/18/2019		0	0	(27)	0	0	0	(27)	0	1,198	1,198	0	0
OV2605568	FERNLEY	NV		12/18/2019		0	0	(43)	0	0	0	(43)	0	928	928	0	0
OV2731613	MASCOT	TN		12/18/2019		0	0	(17)	0	0	0	(17)	0	947	947	0	0
OV2675999	ATLANTA	GA		12/18/2019		0	0	(23)	0	0	0	(23)	0	553	553	0	0
OV2675164	BRAINTREE	MA		12/18/2019		0	0	(49)	0	0	0	(49)	0	1,866	1,866	0	0
OV2685686	LAKE DALLAS	TX		12/18/2019		0	0	(76)	0	0	0	(76)	0	2,361	2,361	0	0
OV2656727	GILBERT	AZ		12/18/2019		0	0	(53)	0	0	0	(53)	0	1,747	1,747	0	0
OV2657876	KENT	WA		12/18/2019		0	0	(52)	0	0	0	(52)	0	1,703	1,703	0	0
OV2649042	TAKOMA PARK	MD		12/18/2019		0	0	(47)	0	0	0	(47)	0	1,870	1,870	0	0
OV2553150	DOWNEY	CA		12/18/2019		0	0	(135)	0	0	0	(135)	0	5,375	5,375	0	0
OV2641668	SAN BERNARDINO	CA		12/18/2019		0	0	(43)	0	0	0	(43)	0	949	949	0	0
OV2667130	MIAMI	FL		12/18/2019		0	0	(78)	0	0	0	(78)	0	2,662	2,662	0	0
OV2633150	EAST PALO ALTO	CA		12/18/2019		0	0	(118)	0	0	0	(118)	0	3,230	3,230	0	0
OV2726557	WHITSTONE	TX		12/18/2019		0	0	(46)	0	0	0	(46)	0	1,244	1,244	0	0
OV2622339	WEST PALM BEACH	FL		12/18/2019		0	0	(50)	0	0	0	(50)	0	1,335	1,335	0	0
OV2677318	LENEXA	KS		12/18/2019		0	0	(34)	0	0	0	(34)	0	896	896	0	0
OV2617638	MOUNTAIN VIEW	HI		12/18/2019		0	0	(230)	0	0	0	(230)	0	5,749	5,749	0	0
OV2681622	REVERE	MA		12/18/2019		0	0	(32)	0	0	0	(32)	0	1,575	1,575	0	0
OV2725696	ODESSA	TX		12/18/2019		0	0	(4)	0	0	0	(4)	0	1,071	1,071	0	0
OV2684770	PHOENIX	AZ		12/18/2019		0	0	(25)	0	0	0	(25)	0	1,301	1,301	0	0
OV2727325	FLAGSTAFF	AZ		12/18/2019		0	0	(26)	0	0	0	(26)	0	923	923	0	0
OV2695907	ATHENS	GA		12/18/2019		0	0	(21)	0	0	0	(21)	0	904	904	0	0
OV2696680	HOLLAND	MI		12/18/2019		0	0	(35)	0	0	0	(35)	0	761	761	0	0
OV2619701	HAMDEN	CT		12/18/2019		0	0	(355)	0	0	0	(355)	0	8,139	8,139	0	0
OV2670403	CHINO	CA		12/18/2019		0	0	(50)	0	0	0	(50)	0	2,373	2,373	0	0
OV2732825	LEBANON	TN		12/18/2019		0	0	(36)	0	0	0	(36)	0	806	806	0	0
OV2727874	LINCOLN	CA		12/18/2019		0	0	(42)	0	0	0	(42)	0	1,283	1,283	0	0
OV2718497	GLENDALE	AZ		12/18/2019		0	0	(24)	0	0	0	(24)	0	932	932	0	0
OV2682315	PLAINFIELD	NJ		12/18/2019		0	0	(38)	0	0	0	(38)	0	1,073	1,073	0	0
OV2623334	CHESAPEAKE	VA		12/18/2019		0	0	(4,757)	0	0	0	(4,757)	0	130,306	130,306	0	0
OV2715988	WINTER HAVEN	FL		12/18/2019		0	0	(3)	0	0	0	(3)	0	1,147	1,147	0	0
OV2665930	BAY POINT	CA		12/18/2019		0	0	(31)	0	0	0	(31)	0	1,484	1,484	0	0
OV2630617	HEMET	CA		12/18/2019		0	0	(39)	0	0	0	(39)	0	1,147	1,147	0	0

E02.87

STATEMENT AS OF JUNE 30, 2024 OF THE Reliance Standard Life Insurance Company

SCHEDULE B - PART 3

Showing All Mortgage Loans DISPOSED, Transferred or Repaid During the Current Quarter

1 Loan Number	2 Location		4 Loan Type	5 Date Acquired	6 Disposal Date	7 Book Value/ Recorded Investment Excluding Accrued Interest Prior Year	8 Change in Book Value/Recorded Investment						14 Book Value/ Recorded Investment Excluding Accrued Interest on Disposal	15 Consid- eration	16 Foreign Exchange Gain (Loss) on Disposal	17 Realized Gain (Loss) on Disposal	18 Total Gain (Loss) on Disposal
	2 City	3 State					8 Unrealized Valuation Increase/ (Decrease)	9 Current Year's (Amortization) /Accretion	10 Current Year's Other- Than- Temporary Impairment Recognized	11 Capitalized Deferred Interest and Other	12 Total Change in Book Value (8+9-10+11)	13 Total Foreign Exchange Change in Book Value					
OV2706309	POCATELLO	ID		12/18/2019		0	0	(20)	0	0	0	(20)	0	498	498	0	0
OV2666797	SALEM	OR		12/18/2019		0	0	(31)	0	0	0	(31)	0	1,123	1,123	0	0
OV2683477	WILLOW PARK	TX		12/18/2019		0	0	(60)	0	0	0	(60)	0	1,584	1,584	0	0
OV2668586	PALMDALE	CA		12/18/2019		0	0	(23)	0	0	0	(23)	0	1,279	1,279	0	0
OV2664594	NEW ORLEANS	LA		12/18/2019		0	0	(32)	0	0	0	(32)	0	1,034	1,034	0	0
OV2663307	GRIFFITH	IN		12/18/2019		0	0	(28)	0	0	0	(28)	0	652	652	0	0
OV2745589	LODI	NJ		12/18/2019		0	0	(5)	0	0	0	(5)	0	1,563	1,563	0	0
OV2667478	LAWRENCEVILLE	GA		12/18/2019		0	0	(28)	0	0	0	(28)	0	1,018	1,018	0	0
OV2609207	NEWMAN	GA		12/18/2019		0	0	(163)	0	0	0	(163)	0	4,909	4,909	0	0
OV2745425	THONOTOSASSA	FL		12/18/2019		0	0	(5)	0	0	0	(5)	0	1,911	1,911	0	0
OV2635715	VANCOUVER	WA		12/18/2019		0	0	(58)	0	0	0	(58)	0	1,469	1,469	0	0
OV2537640	NEWPORT NEWS	VA		12/18/2019		0	0	(17)	0	0	0	(17)	0	639	639	0	0
OV2619325	GLENWOOD	MN		12/18/2019		0	0	(53)	0	0	0	(53)	0	1,345	1,345	0	0
OV2698758	CLEARWATER	FL		12/18/2019		0	0	(34)	0	0	0	(34)	0	1,183	1,183	0	0
OV2683593	MODESTO	CA		12/18/2019		0	0	(15)	0	0	0	(15)	0	1,187	1,187	0	0
OV2669151	CHICAGO	IL		12/18/2019		0	0	(45)	0	0	0	(45)	0	1,872	1,872	0	0
OV2620808	SPOKANE	WA		12/18/2019		0	0	(118)	0	0	0	(118)	0	2,529	2,529	0	0
OV2736046	GOLDEN	CO		12/18/2019		0	0	(37)	0	0	0	(37)	0	1,628	1,628	0	0
OV2681455	WENATCHEE	WA		12/18/2019		0	0	(38)	0	0	0	(38)	0	1,330	1,330	0	0
OV2692148	E BONNEY LAKE	WA		12/18/2019		0	0	(28)	0	0	0	(28)	0	1,347	1,347	0	0
OV2606761	BALTIMORE	MD		12/18/2019		0	0	(54)	0	0	0	(54)	0	1,475	1,475	0	0
OV2577988	PHOENIX	AZ		12/18/2019		0	0	(43)	0	0	0	(43)	0	819	819	0	0
OV2716827	ATLANTA	GA		12/18/2019		0	0	(22)	0	0	0	(22)	0	679	679	0	0
OV2744564	FORT WORTH	TX		12/18/2019		0	0	(21)	0	0	0	(21)	0	475	475	0	0
OV2534709	LONG BEACH	CA		12/18/2019		0	0	(147)	0	0	0	(147)	0	3,054	3,054	0	0
OV2690458	AUSTIN	TX		12/18/2019		0	0	(35)	0	0	0	(35)	0	971	971	0	0
OV2634851	ATLANTA	GA		12/18/2019		0	0	(23)	0	0	0	(23)	0	1,001	1,001	0	0
OV2549447	SILVER SPRING	MD		12/18/2019		0	0	(48)	0	0	0	(48)	0	1,389	1,389	0	0
OV2605594	ZAP	ND		12/18/2019		0	0	(22)	0	0	0	(22)	0	512	512	0	0
OV2667797	HYATTSVILLE	MD		12/18/2019		0	0	(18)	0	0	0	(18)	0	911	911	0	0
OV2702692	AUSTIN	TX		12/18/2019		0	0	(26)	0	0	0	(26)	0	1,130	1,130	0	0
OV2647055	FORT LAUDERDALE	FL		12/18/2019		0	0	(33)	0	0	0	(33)	0	851	851	0	0
OV2637918	RIVERSIDE	CA		12/18/2019		0	0	(59)	0	0	0	(59)	0	1,505	1,505	0	0
OV2599523	LOS ANGELES	CA		12/18/2019		0	0	(64)	0	0	0	(64)	0	1,264	1,264	0	0
OV2577505	OLYMPIA	WA		12/18/2019		0	0	(84)	0	0	0	(84)	0	2,265	2,265	0	0
OV2638552	APEX	NC		12/18/2019		0	0	(53)	0	0	0	(53)	0	1,284	1,284	0	0
OV2551825	COLONIAL HEIGHTS	VA		12/18/2019		0	0	(61)	0	0	0	(61)	0	492	492	0	0
OV2672446	APPLE VALLEY	MN		12/18/2019		0	0	(24)	0	0	0	(24)	0	533	533	0	0
OV2650844	SAN BERNARDINO	CA		12/18/2019		0	0	(32)	0	0	0	(32)	0	1,045	1,045	0	0
OV2654726	KLAMATH FALLS	OR		12/18/2019		0	0	(31)	0	0	0	(31)	0	910	910	0	0
OV2744030	PHOENIX	AZ		12/18/2019		0	0	(260)	0	0	0	(260)	0	7,608	7,608	0	0
OV2660490	SPANAWAY	WA		12/18/2019		0	0	(43)	0	0	0	(43)	0	1,303	1,303	0	0
OV2744545	LENOIR CITY	TN		12/18/2019		0	0	(7)	0	0	0	(7)	0	476	476	0	0
OV2668817	TAUNTON	MA		12/18/2019		0	0	(44)	0	0	0	(44)	0	1,485	1,485	0	0
OV2713776	CHICAGO	IL		12/18/2019		0	0	(42)	0	0	0	(42)	0	843	843	0	0
OV2543369	PANAMA CITY BEACH	FL		12/18/2019		0	0	(53)	0	0	0	(53)	0	1,167	1,167	0	0
OV2656371	EUREKA	CA		12/18/2019		0	0	(40)	0	0	0	(40)	0	1,752	1,752	0	0
OV2629388	SANTA MARIA	CA		12/18/2019		0	0	(38)	0	0	0	(38)	0	1,122	1,122	0	0
OV2625338	SHERRILLS FORD	NC		12/18/2019		0	0	(37)	0	0	0	(37)	0	972	972	0	0
OV2651547	NORTHBROOK	IL		12/18/2019		0	0	(40)	0	0	0	(40)	0	1,069	1,069	0	0
OV2668805	FAR ROCKAWAY	NY		12/18/2019		0	0	(28)	0	0	0	(28)	0	674	674	0	0

E02.88

STATEMENT AS OF JUNE 30, 2024 OF THE Reliance Standard Life Insurance Company

SCHEDULE B - PART 3

Showing All Mortgage Loans DISPOSED, Transferred or Repaid During the Current Quarter

1 Loan Number	2 Location		4 Loan Type	5 Date Acquired	6 Disposal Date	7 Book Value/ Recorded Investment Excluding Accrued Interest Prior Year	8 Change in Book Value/Recorded Investment					14 Book Value/ Recorded Investment Excluding Accrued Interest on Disposal	15 Consid- eration	16 Foreign Exchange Gain (Loss) on Disposal	17 Realized Gain (Loss) on Disposal	18 Total Gain (Loss) on Disposal	
	2 City	3 State					8 Unrealized Valuation Increase/ (Decrease)	9 Current Year's (Amortization) /Accretion	10 Current Year's Other- Than- Temporary Impairment Recognized	11 Capitalized Deferred Interest and Other	12 Total Change in Book Value (8+9-10+11)						13 Total Foreign Exchange Change in Book Value
OV2605601	LEXINGTON	SC		12/18/2019		0	0	(97)	0	0	(97)	0	2,556	2,556	0	0	0
OV2736239	OLNEY	MD		12/18/2019		0	0	(1)	0	0	(1)	0	1,507	1,507	0	0	0
OV2627675	IMPERIAL BEACH	CA		12/18/2019		0	0	(104)	0	0	(104)	0	2,327	2,327	0	0	0
OV2613595	PHILADELPHIA	PA		12/18/2019		0	0	(63)	0	0	(63)	0	1,309	1,309	0	0	0
OV2735407	JACKSONVILLE	FL		12/18/2019		0	0	(2)	0	0	(2)	0	587	587	0	0	0
OV2719045	UNION	NJ		12/18/2019		0	0	5	0	0	5	0	1,283	1,283	0	0	0
OV2657082	SAN DIEGO	CA		12/18/2019		0	0	(90)	0	0	(90)	0	2,503	2,503	0	0	0
OV2696239	REX	GA		12/18/2019		0	0	(13)	0	0	(13)	0	373	373	0	0	0
OV2720922	HOOVER	AL		12/18/2019		0	0	(24)	0	0	(24)	0	536	536	0	0	0
OV2606762	RIDGE DALE	MO		12/18/2019		0	0	(158)	0	0	(158)	0	3,508	3,508	0	0	0
OV2674289	MIAMI	FL		12/18/2019		0	0	(14)	0	0	(14)	0	1,039	1,039	0	0	0
OV2670733	NEWBERG	OR		12/18/2019		0	0	(13)	0	0	(13)	0	981	981	0	0	0
OV2552707	LOS ANGELES	CA		12/18/2019		0	0	(62)	0	0	(62)	0	1,376	1,376	0	0	0
OV2676005	SAVANNAH	GA		12/18/2019		0	0	(22)	0	0	(22)	0	523	523	0	0	0
OV2655860	KENNESAW	GA		12/18/2019		0	0	(33)	0	0	(33)	0	970	970	0	0	0
OV2627676	IMPERIAL BEACH	CA		12/18/2019		0	0	(104)	0	0	(104)	0	2,327	2,327	0	0	0
OV2718010	PAHOA	HI		12/18/2019		0	0	(31)	0	0	(31)	0	1,317	1,317	0	0	0
OV2647541	PLANO	TX		12/18/2019		0	0	(51)	0	0	(51)	0	1,234	1,234	0	0	0
OV2616450	ATLANTA	GA		12/18/2019		0	0	(33)	0	0	(33)	0	876	876	0	0	0
OV2649437	ROWLETT	TX		12/18/2019		0	0	(30)	0	0	(30)	0	723	723	0	0	0
OV2624966	CARLSTADT	NJ		12/18/2019		0	0	(68)	0	0	(68)	0	1,627	1,627	0	0	0
OV2665772	CHICAGO	IL		12/18/2019		0	0	(29)	0	0	(29)	0	635	635	0	0	0
OV2732527	LOS ANGELES	CA		12/18/2019		0	0	(25)	0	0	(25)	0	3,366	3,366	0	0	0
OV2742048	NORTH LAS VEGAS	NV		12/18/2019		0	0	(264)	0	0	(264)	0	9,877	9,877	0	0	0
OV2663550	BRISTOW	VA		12/18/2019		0	0	(41)	0	0	(41)	0	1,754	1,754	0	0	0
OV2742173	NASHUA	NH		12/18/2019		0	0	(36)	0	0	(36)	0	972	972	0	0	0
OV2743696	AUSTIN	TX		12/18/2019		0	0	(19)	0	0	(19)	0	1,113	1,113	0	0	0
OV2675328	MCALLEN	TX		12/18/2019		0	0	(13)	0	0	(13)	0	491	491	0	0	0
OV2644059	LITTLE ROCK	CA		12/18/2019		0	0	(32)	0	0	(32)	0	822	822	0	0	0
OV2679973	KEYES	CA		12/18/2019		0	0	(27)	0	0	(27)	0	850	850	0	0	0
OV2680278	MANTECA	CA		12/18/2019		0	0	(42)	0	0	(42)	0	1,537	1,537	0	0	0
OV2538170	CARROLLTON	TX		12/18/2019		0	0	(31)	0	0	(31)	0	686	686	0	0	0
OV2703127	LYNWOOD	CA		12/18/2019		0	0	(32)	0	0	(32)	0	1,799	1,799	0	0	0
OV2741763	DURHAM	NC		12/18/2019		0	0	(14)	0	0	(14)	0	1,165	1,165	0	0	0
OV2670885	SAVANNAH	GA		12/18/2019		0	0	(24)	0	0	(24)	0	620	620	0	0	0
OV2637715	MORENO VALLEY	CA		12/18/2019		0	0	(49)	0	0	(49)	0	1,336	1,336	0	0	0
OV2636020	CENTENNIAL	CO		12/18/2019		0	0	(81)	0	0	(81)	0	2,255	2,255	0	0	0
OV2746427	ANTIOCH	CA		12/18/2019		0	0	(37)	0	0	(37)	0	1,457	1,457	0	0	0
OV2744531	DOTHAN	AL		12/18/2019		0	0	(23)	0	0	(23)	0	441	441	0	0	0
OV2667637	IDYLLWILD	CA		12/18/2019		0	0	(24)	0	0	(24)	0	868	868	0	0	0
OV2665996	GRESHAM	OR		12/18/2019		0	0	(37)	0	0	(37)	0	1,213	1,213	0	0	0
OV2717973	KISSIMMEE	FL		12/18/2019		0	0	(15)	0	0	(15)	0	570	570	0	0	0
OV2686472	FORT WORTH	TX		12/18/2019		0	0	(30)	0	0	(30)	0	737	737	0	0	0
OV2705932	OLD HICKORY	TN		12/18/2019		0	0	(35)	0	0	(35)	0	790	790	0	0	0
OV2744433	LEHI	UT		12/18/2019		0	0	(33)	0	0	(33)	0	1,309	1,309	0	0	0
OV2602270	RIVERSIDE	CA		12/18/2019		0	0	(27)	0	0	(27)	0	728	728	0	0	0
OV2537659	WALTON	KY		12/18/2019		0	0	(12)	0	0	(12)	0	519	519	0	0	0
OV2679561	EUSTACE	TX		12/18/2019		0	0	(30)	0	0	(30)	0	1,106	1,106	0	0	0
OV2656052	KISSIMMEE	FL		12/18/2019		0	0	(34)	0	0	(34)	0	1,178	1,178	0	0	0
OV2530894	YUBA CITY	CA		12/18/2019		0	0	(32)	0	0	(32)	0	868	868	0	0	0
OV2690314	LA PORTE	TX		12/18/2019		0	0	(24)	0	0	(24)	0	606	606	0	0	0

E02.89

STATEMENT AS OF JUNE 30, 2024 OF THE Reliance Standard Life Insurance Company

SCHEDULE B - PART 3

Showing All Mortgage Loans DISPOSED, Transferred or Repaid During the Current Quarter

1 Loan Number	2 Location		4 Loan Type	5 Date Acquired	6 Disposal Date	7 Book Value/ Recorded Investment Excluding Accrued Interest Prior Year	8 Change in Book Value/Recorded Investment					14 Book Value/ Recorded Investment Excluding Accrued Interest on Disposal	15 Consid- eration	16 Foreign Exchange Gain (Loss) on Disposal	17 Realized Gain (Loss) on Disposal	18 Total Gain (Loss) on Disposal
	2 City	3 State					8 Unrealized Valuation Increase/ (Decrease)	9 Current Year's (Amortization) /Accretion	10 Current Year's Other- Than- Temporary Impairment Recognized	11 Capitalized Deferred Interest and Other	12 Total Change in Book Value (8+9-10+11)					
OV2702728	LAS VEGAS	NV		12/18/2019		0	0	(37)	0	0	(37)	0	1,062	1,062	0	0
OV2660477	VALLEJO	CA		12/18/2019		0	0	(45)	0	0	(45)	0	1,344	1,344	0	0
OV2688797	BENNINGTON	NE		12/18/2019		0	0	(31)	0	0	(31)	0	640	640	0	0
OV2688771	KEAAU	HI		12/18/2019		0	0	(71)	0	0	(71)	0	1,961	1,961	0	0
OV2683264	HILTON HEAD ISLAND	SC		12/18/2019		0	0	(17)	0	0	(17)	0	1,082	1,082	0	0
OV2557381	FALL RIVER	MA		12/18/2019		0	0	(82)	0	0	(82)	0	1,037	1,037	0	0
OV2683602	CHARLOTTE	NC		12/18/2019		0	0	(26)	0	0	(26)	0	900	900	0	0
OV2730173	LA PUENTE	CA		12/18/2019		0	0	6	0	0	6	0	2,624	2,624	0	0
OV2732170	MATTHEWS	NC		12/18/2019		0	0	(26)	0	0	(26)	0	2,103	2,103	0	0
OV2667549	PRESCOTT VALLEY	AZ		12/18/2019		0	0	(43)	0	0	(43)	0	1,463	1,463	0	0
OV2746184	HALTOM CITY	TX		12/18/2019		0	0	(20)	0	0	(20)	0	729	729	0	0
OV2665206	ACTON	CA		12/18/2019		0	0	(12)	0	0	(12)	0	1,268	1,268	0	0
OV2726653	SOUTH GATE	CA		12/18/2019		0	0	(30)	0	0	(30)	0	2,076	2,076	0	0
OV2608020	LUBBOCK	TX		12/18/2019		0	0	(46)	0	0	(46)	0	1,142	1,142	0	0
OV2667510	LANEXA	VA		12/18/2019		0	0	(32)	0	0	(32)	0	663	663	0	0
OV2690297	SAN ANTONIO	TX		12/18/2019		0	0	(47)	0	0	(47)	0	1,256	1,256	0	0
OV2667674	LONGWOOD	FL		12/18/2019		0	0	(29)	0	0	(29)	0	1,275	1,275	0	0
OV2677896	HOMESTEAD	FL		12/18/2019		0	0	(584)	0	0	(584)	0	17,161	17,161	0	0
OV2677927	ALBUQUERQUE	NM		12/18/2019		0	0	(24)	0	0	(24)	0	537	537	0	0
OV2676052	GREELEY	CO		12/18/2019		0	0	(44)	0	0	(44)	0	2,340	2,340	0	0
OV2672408	KAUFMAN	TX		12/18/2019		0	0	(19)	0	0	(19)	0	475	475	0	0
OV2525553	TEMECULA	CA		12/18/2019		0	0	(68)	0	0	(68)	0	1,920	1,920	0	0
OV2685273	LONE OAK	TX		12/18/2019		0	0	(81)	0	0	(81)	0	2,053	2,053	0	0
OV2595672	AURORA	CO		12/18/2019		0	0	(36)	0	0	(36)	0	1,028	1,028	0	0
OV2662028	HIALLEAH	FL		12/18/2019		0	0	(33)	0	0	(33)	0	1,200	1,200	0	0
OV2699683	PARAMOUNT	CA		12/18/2019		0	0	(43)	0	0	(43)	0	1,886	1,886	0	0
OV2602334	PLANO	TX		12/18/2019		0	0	(47)	0	0	(47)	0	1,177	1,177	0	0
OV2614908	BAKERSFIELD	CA		12/18/2019		0	0	(34)	0	0	(34)	0	828	828	0	0
OV2692166	SANTA ROSA	CA		12/18/2019		0	0	(44)	0	0	(44)	0	2,118	2,118	0	0
OV2651589	NORTH MYRTLE BEACH	SC		12/18/2019		0	0	(50)	0	0	(50)	0	1,280	1,280	0	0
OV2623093	GRANTS PASS	OR		12/18/2019		0	0	(46)	0	0	(46)	0	935	935	0	0
OV2644877	PASADENA	CA		12/18/2019		0	0	(83)	0	0	(83)	0	2,552	2,552	0	0
OV2614362	CHASKA	MN		12/18/2019		0	0	(24)	0	0	(24)	0	619	619	0	0
OV2717263	CHURCH ROAD	VA		12/18/2019		0	0	(13)	0	0	(13)	0	660	660	0	0
OV2614569	SAN JACINTO	CA		12/18/2019		0	0	(34)	0	0	(34)	0	1,589	1,589	0	0
OV2599312	CHARLOTTESVILLE	VA		12/18/2019		0	0	(90)	0	0	(90)	0	2,410	2,410	0	0
OV2727163	JACKSONVILLE	FL		12/18/2019		0	0	(25)	0	0	(25)	0	805	805	0	0
OV2531741	STANSBURY PARK	UT		12/18/2019		0	0	(205)	0	0	(205)	0	4,377	4,377	0	0
OV2716609	LOS ANGELES	CA		12/18/2019		0	0	(13)	0	0	(13)	0	1,954	1,954	0	0
OV2739478	CONROE	TX		12/18/2019		0	0	(25)	0	0	(25)	0	611	611	0	0
OV2683263	VANCOUVER	WA		12/18/2019		0	0	(21)	0	0	(21)	0	980	980	0	0
OV2646902	HEMPSTEAD	NY		12/18/2019		0	0	(54)	0	0	(54)	0	1,249	1,249	0	0
OV2736246	JEKYLL ISLAND	GA		12/18/2019		0	0	(354)	0	0	(354)	0	17,705	17,705	0	0
OV2609676	BATTLE GROUND	WA		12/18/2019		0	0	(44)	0	0	(44)	0	1,062	1,062	0	0
OV2717783	GILBERT	AZ		12/18/2019		0	0	(10)	0	0	(10)	0	1,025	1,025	0	0
OV2525743	STOCKTON	CA		12/18/2019		0	0	(34)	0	0	(34)	0	1,005	1,005	0	0
OV2668150	TRABUCO CANYON	CA		12/18/2019		0	0	(26)	0	0	(26)	0	1,822	1,822	0	0
OV2675381	HOUSTON	TX		12/18/2019		0	0	(11)	0	0	(11)	0	278	278	0	0
OV2665487	BOSTON	MA		12/18/2019		0	0	(32)	0	0	(32)	0	1,681	1,681	0	0
OV2632681	KISSIMEE	FL		12/18/2019		0	0	(21)	0	0	(21)	0	461	461	0	0
OV2681916	NEW ORLEANS	LA		12/18/2019		0	0	(16)	0	0	(16)	0	1,076	1,076	0	0

E02.90

STATEMENT AS OF JUNE 30, 2024 OF THE Reliance Standard Life Insurance Company

SCHEDULE B - PART 3

Showing All Mortgage Loans DISPOSED, Transferred or Repaid During the Current Quarter

1 Loan Number	2 Location		4 Loan Type	5 Date Acquired	6 Disposal Date	7 Book Value/ Recorded Investment Excluding Accrued Interest Prior Year	8 Change in Book Value/Recorded Investment						14 Book Value/ Recorded Investment Excluding Accrued Interest on Disposal	15 Consid- eration	16 Foreign Exchange Gain (Loss) on Disposal	17 Realized Gain (Loss) on Disposal	18 Total Gain (Loss) on Disposal
	2 City	3 State					8 Unrealized Valuation Increase/ (Decrease)	9 Current Year's (Amortization) /Accretion	10 Current Year's Other- Than- Temporary Impairment Recognized	11 Capitalized Deferred Interest and Other	12 Total Change in Book Value (8+9-10+11)	13 Total Foreign Exchange Change in Book Value					
OV2628887	JERSEY CITY	NJ		12/18/2019		0	0	(59)	0	0	0	(59)	0	1,917	1,917	0	0
OV2651552	UNION CITY	NJ		12/18/2019		0	0	(28)	0	0	0	(28)	0	1,071	1,071	0	0
OV2661342	WHEAT RIDGE	CO		12/18/2019		0	0	(68)	0	0	0	(68)	0	2,242	2,242	0	0
OV2623565	PINEVILLE	NC		12/18/2019		0	0	(31)	0	0	0	(31)	0	671	671	0	0
OV2725966	FAIRLAWN	NJ		12/18/2019		0	0	(24)	0	0	0	(24)	0	1,244	1,244	0	0
OV2676104	MIAMI	FL		12/18/2019		0	0	(36)	0	0	0	(36)	0	1,336	1,336	0	0
OV2708251	WOODBRIDGE	VA		12/18/2019		0	0	(17)	0	0	0	(17)	0	934	934	0	0
OV2665770	PALMDALE	CA		12/18/2019		0	0	(33)	0	0	0	(33)	0	781	781	0	0
OV2606420	ANTI OCH	CA		12/18/2019		0	0	(62)	0	0	0	(62)	0	1,954	1,954	0	0
OV2689514	ALBANY	LA		12/18/2019		0	0	(26)	0	0	0	(26)	0	590	590	0	0
OV2531747	BRADENTON	FL		12/18/2019		0	0	(64)	0	0	0	(64)	0	738	738	0	0
OV2683607	RIVERTON	UT		12/18/2019		0	0	(42)	0	0	0	(42)	0	1,601	1,601	0	0
OV2598666	LOS ANGELES	CA		12/18/2019		0	0	(85)	0	0	0	(85)	0	1,953	1,953	0	0
OV2636347	CARSON	CA		12/18/2019		0	0	(54)	0	0	0	(54)	0	1,204	1,204	0	0
OV2569858	CLOVIS	CA		12/18/2019		0	0	(45)	0	0	0	(45)	0	1,054	1,054	0	0
OV2706884	BROOKLYN PARK	MN		12/18/2019		0	0	(34)	0	0	0	(34)	0	2,706	2,706	0	0
OV2656941	EVERSON	WA		12/18/2019		0	0	(51)	0	0	0	(51)	0	1,159	1,159	0	0
OV2716420	GREELEY	CO		12/18/2019		0	0	(22)	0	0	0	(22)	0	1,214	1,214	0	0
OV2699284	LOS ANGELES	CA		12/18/2019		0	0	(1)	0	0	0	(1)	0	4,338	4,338	0	0
OV2673149	NORTH RIVERSIDE	IL		12/18/2019		0	0	(25)	0	0	0	(25)	0	890	890	0	0
OV2661493	VERO BEACH	FL		12/18/2019		0	0	(35)	0	0	0	(35)	0	1,185	1,185	0	0
OV2738454	GRANADA HILLS	CA		12/18/2019		0	0	5	0	0	0	5	0	3,658	3,658	0	0
OV2691345	ROSWELL	GA		12/18/2019		0	0	(39)	0	0	0	(39)	0	1,014	1,014	0	0
OV2732068	FAYETTEVILLE	GA		12/18/2019		0	0	(36)	0	0	0	(36)	0	731	731	0	0
OV2607486	SAN DIEGO	CA		12/18/2019		0	0	(64)	0	0	0	(64)	0	1,414	1,414	0	0
OV2637837	HOUSTON	TX		12/18/2019		0	0	(38)	0	0	0	(38)	0	1,267	1,267	0	0
OV2610196	SEVIERVILLE	TN		12/18/2019		0	0	(34)	0	0	0	(34)	0	986	986	0	0
OV2682785	WILMINGTON	NC		12/18/2019		0	0	(89)	0	0	0	(89)	0	2,057	2,057	0	0
OV2544169	OXNARD	CA		12/18/2019		0	0	(63)	0	0	0	(63)	0	1,588	1,588	0	0
OV2617753	CLAREMONT	NH		12/18/2019		0	0	(17)	0	0	0	(17)	0	419	419	0	0
OV2725785	OAKLAND	CA		12/18/2019		0	0	(25)	0	0	0	(25)	0	1,709	1,709	0	0
OV2609675	PINE MOUNTAIN CLUB	CA		12/18/2019		0	0	(87)	0	0	0	(87)	0	2,278	2,278	0	0
OV2649441	DETROIT	MI		12/18/2019		0	0	(272)	0	0	0	(272)	0	5,757	5,757	0	0
OV2679774	VICTORVILLE	CA		12/18/2019		0	0	(27)	0	0	0	(27)	0	792	792	0	0
OV2559905	CANTON	GA		12/18/2019		0	0	(62)	0	0	0	(62)	0	1,630	1,630	0	0
OV2622870	PALM BAY	FL		12/18/2019		0	0	(37)	0	0	0	(37)	0	790	790	0	0
OV2668846	ODESSA	FL		12/18/2019		0	0	(58)	0	0	0	(58)	0	1,502	1,502	0	0
OV2710073	CLEVELAND	GA		12/18/2019		0	0	(27)	0	0	0	(27)	0	1,433	1,433	0	0
OV2643259	ADAIRSVILLE	GA		12/18/2019		0	0	(54)	0	0	0	(54)	0	1,441	1,441	0	0
OV2555266	HOUSTON	TX		12/18/2019		0	0	(56)	0	0	0	(56)	0	1,264	1,264	0	0
OV2535148	MIDWAY	WV		12/18/2019		0	0	(4)	0	0	0	(4)	0	402	402	0	0
OV2619008	SAN ANTONIO	TX		12/18/2019		0	0	(26)	0	0	0	(26)	0	761	761	0	0
OV2533597	SAN DIEGO	CA		12/18/2019		0	0	(47)	0	0	0	(47)	0	2,826	2,826	0	0
OV2668500	LAS VEGAS	NV		12/18/2019		0	0	(22)	0	0	0	(22)	0	556	556	0	0
OV2638162	DELAWARE	OH		12/18/2019		0	0	(29)	0	0	0	(29)	0	964	964	0	0
OV2634441	MIAMI	FL		12/18/2019		0	0	(33)	0	0	0	(33)	0	1,037	1,037	0	0
OV2736193	MANAHAWIKIN	NJ		12/18/2019		0	0	(7)	0	0	0	(7)	0	1,366	1,366	0	0
OV2599471	SILVER SPRING	MD		12/18/2019		0	0	(47)	0	0	0	(47)	0	1,112	1,112	0	0
OV2697334	SAN ANTONIO	TX		12/18/2019		0	0	(39)	0	0	0	(39)	0	946	946	0	0
OV2726464	LAS VEGAS	NV		12/18/2019		0	0	(31)	0	0	0	(31)	0	859	859	0	0
OV2719657	PHOENIX	AZ		12/18/2019		0	0	(24)	0	0	0	(24)	0	595	595	0	0

E02.91

STATEMENT AS OF JUNE 30, 2024 OF THE Reliance Standard Life Insurance Company

SCHEDULE B - PART 3

Showing All Mortgage Loans DISPOSED, Transferred or Repaid During the Current Quarter

1 Loan Number	2 Location		4 Loan Type	5 Date Acquired	6 Disposal Date	7 Book Value/ Recorded Investment Excluding Accrued Interest Prior Year	8 Change in Book Value/Recorded Investment					14 Book Value/ Recorded Investment Excluding Accrued Interest on Disposal	15 Consid- eration	16 Foreign Exchange Gain (Loss) on Disposal	17 Realized Gain (Loss) on Disposal	18 Total Gain (Loss) on Disposal	
	2 City	3 State					8 Unrealized Valuation Increase/ (Decrease)	9 Current Year's (Amortization) /Accretion	10 Current Year's Other- Than- Temporary Impairment Recognized	11 Capitalized Deferred Interest and Other	12 Total Change in Book Value (8+9-10+11)						13 Total Foreign Exchange Change in Book Value
OV2678430	FORT COLLINS	CO		12/18/2019		0	0	(34)	0	0	0	(34)	0	1,351	1,351	0	0
OV2662134	CHARLOTTE	NC		12/18/2019		0	0	(23)	0	0	0	(23)	0	550	550	0	0
OV2623561	RANCHO CUCAMONGA	CA		12/18/2019		0	0	(52)	0	0	0	(52)	0	1,409	1,409	0	0
OV2689602	PORTLAND	OR		12/18/2019		0	0	(38)	0	0	0	(38)	0	967	967	0	0
OV2682543	LAS VEGAS	NV		12/18/2019		0	0	(20)	0	0	0	(20)	0	406	406	0	0
OV2632981	COMPTON	CA		12/18/2019		0	0	(80)	0	0	0	(80)	0	1,968	1,968	0	0
OV2550720	PEARLAND	TX		12/18/2019		0	0	(63)	0	0	0	(63)	0	1,439	1,439	0	0
OV2719139	ROSELLE	NJ		12/18/2019		0	0	(21)	0	0	0	(21)	0	1,439	1,439	0	0
OV2708196	DENVER	CO		12/18/2019		0	0	(35)	0	0	0	(35)	0	1,429	1,429	0	0
OV2717563	PALM COAST	FL		12/18/2019		0	0	(14)	0	0	0	(14)	0	581	581	0	0
OV2715735	LOS ANGELES	CA		12/18/2019		0	0	(15)	0	0	0	(15)	0	2,464	2,464	0	0
OV2667415	JERSEY CITY	NJ		12/18/2019		0	0	(90)	0	0	0	(90)	0	2,469	2,469	0	0
OV2675060	NEW ORLEANS	LA		12/18/2019		0	0	(23)	0	0	0	(23)	0	1,524	1,524	0	0
OV2685244	CONROE	TX		12/18/2019		0	0	(28)	0	0	0	(28)	0	702	702	0	0
OV2551562	LONG BEACH	CA		12/18/2019		0	0	(49)	0	0	0	(49)	0	1,152	1,152	0	0
OV2624106	JOSHUA TREE	CA		12/18/2019		0	0	(34)	0	0	0	(34)	0	1,036	1,036	0	0
OV2620419	TACOMA	WA		12/18/2019		0	0	(47)	0	0	0	(47)	0	1,003	1,003	0	0
OV2661938	CHICAGO	IL		12/18/2019		0	0	(53)	0	0	0	(53)	0	1,937	1,937	0	0
OV2614524	SAN JOSE	CA		12/18/2019		0	0	(83)	0	0	0	(83)	0	1,858	1,858	0	0
OV2679248	WEST PALM BEACH	FL		12/18/2019		0	0	(27)	0	0	0	(27)	0	570	570	0	0
OV2738455	POMONA	CA		12/18/2019		0	0	(21)	0	0	0	(21)	0	1,634	1,634	0	0
OV2745950	CARTERET	NJ		12/18/2019		0	0	(29)	0	0	0	(29)	0	947	947	0	0
OV2661113	FRESNO	CA		12/18/2019		0	0	(35)	0	0	0	(35)	0	1,036	1,036	0	0
OV2666040	WEST PALM BEACH	FL		12/18/2019		0	0	(25)	0	0	0	(25)	0	848	848	0	0
OV2679260	SHERMAN	TX		12/18/2019		0	0	(25)	0	0	0	(25)	0	585	585	0	0
OV2663121	BUCKEYE	AZ		12/18/2019		0	0	(22)	0	0	0	(22)	0	847	847	0	0
OV2569521	NEW BRAUNFELS	TX		12/18/2019		0	0	16	0	0	0	16	0	904	904	0	0
OV2741764	BETHLEHEM	GA		12/18/2019		0	0	(52)	0	0	0	(52)	0	1,502	1,502	0	0
OV2718230	MIDDLETOWN	OH		12/18/2019		0	0	(28)	0	0	0	(28)	0	2,321	2,321	0	0
OV2656344	NORTH LAS VEGAS	NV		12/18/2019		0	0	(38)	0	0	0	(38)	0	980	980	0	0
OV2620491	MERCED	CA		12/18/2019		0	0	(84)	0	0	0	(84)	0	2,893	2,893	0	0
OV2746000	HOOVER	AL		12/18/2019		0	0	(34)	0	0	0	(34)	0	1,075	1,075	0	0
OV2628103	LAS VEGAS	NV		12/18/2019		0	0	(29)	0	0	0	(29)	0	803	803	0	0
OV2548834	JERSEY CITY	NJ		12/18/2019		0	0	(89)	0	0	0	(89)	0	1,467	1,467	0	0
OV2735587	BAKERSFIELD	CA		12/18/2019		0	0	(57)	0	0	0	(57)	0	2,705	2,705	0	0
OV2745434	PENSACOLA	FL		12/18/2019		0	0	(4)	0	0	0	(4)	0	1,038	1,038	0	0
OV2606418	SANTA MARIA	CA		12/18/2019		0	0	(33)	0	0	0	(33)	0	1,318	1,318	0	0
OV2551566	MATTAPAN	MA		12/18/2019		0	0	(101)	0	0	0	(101)	0	2,239	2,239	0	0
OV2613666	NEWBERG	OR		12/18/2019		0	0	(32)	0	0	0	(32)	0	969	969	0	0
OV2664569	WEST PALM BEACH	FL		12/18/2019		0	0	(21)	0	0	0	(21)	0	1,196	1,196	0	0
OV2736752	LENOIR CITY	TN		12/18/2019		0	0	(7)	0	0	0	(7)	0	619	619	0	0
OV2746903	EDINBURG	TX		12/18/2019		0	0	(17)	0	0	0	(17)	0	1,997	1,997	0	0
OV2655998	HEYBURN	ID		12/18/2019		0	0	(26)	0	0	0	(26)	0	842	842	0	0
OV2619431	LANCASTER	CA		12/18/2019		0	0	(41)	0	0	0	(41)	0	1,028	1,028	0	0
OV2741806	JERSEY CITY	NJ		12/18/2019		0	0	(49)	0	0	0	(49)	0	1,436	1,436	0	0
OV2686070	GREENSBORO	NC		12/18/2019		0	0	(21)	0	0	0	(21)	0	725	725	0	0
OV2707170	NEWMAN	GA		12/18/2019		0	0	2	0	0	0	2	0	660	660	0	0
OV2700810	RAHWAY	NJ		12/18/2019		0	0	(42)	0	0	0	(42)	0	1,628	1,628	0	0
OV2745001	RICHARDSON	TX		12/18/2019		0	0	(33)	0	0	0	(33)	0	1,281	1,281	0	0
OV2626095	SILVER SPRING	MD		12/18/2019		0	0	(33)	0	0	0	(33)	0	1,100	1,100	0	0
OV2605546	BRYN MAWR	PA		12/18/2019		0	0	(107)	0	0	0	(107)	0	2,394	2,394	0	0

E02.92

STATEMENT AS OF JUNE 30, 2024 OF THE Reliance Standard Life Insurance Company

SCHEDULE B - PART 3

Showing All Mortgage Loans DISPOSED, Transferred or Repaid During the Current Quarter

1 Loan Number	2 Location		4 Loan Type	5 Date Acquired	6 Disposal Date	7 Book Value/ Recorded Investment Excluding Accrued Interest Prior Year	8 Change in Book Value/Recorded Investment					14 Book Value/ Recorded Investment Excluding Accrued Interest on Disposal	15 Consid- eration	16 Foreign Exchange Gain (Loss) on Disposal	17 Realized Gain (Loss) on Disposal	18 Total Gain (Loss) on Disposal	
	2 City	3 State					8 Unrealized Valuation Increase/ (Decrease)	9 Current Year's (Amortization) /Accretion	10 Current Year's Other- Than- Temporary Impairment Recognized	11 Capitalized Deferred Interest and Other	12 Total Change in Book Value (8+9-10+11)						13 Total Foreign Exchange Change in Book Value
OV2597625	AVONDALE	AZ		12/18/2019		0	0	113	0	0	0	113	0	759	759	0	0
OV2636932	DALLAS	TX		12/18/2019		0	0	(77)	0	0	0	(77)	0	1,855	1,855	0	0
OV2616864	ASHEVILLE	NC		12/18/2019		0	0	(61)	0	0	0	(61)	0	1,621	1,621	0	0
OV2698786	COLUMBIA	MD		12/18/2019		0	0	(35)	0	0	0	(35)	0	935	935	0	0
OV2716919	NEWARK	NJ		12/18/2019		0	0	(15)	0	0	0	(15)	0	1,358	1,358	0	0
OV2678109	ORLANDO	FL		12/18/2019		0	0	(31)	0	0	0	(31)	0	1,023	1,023	0	0
OV2532376	ATLANTA	GA		12/18/2019		0	0	(150)	0	0	0	(150)	0	1,538	1,538	0	0
OV2634139	VALRICO	FL		12/18/2019		0	0	(31)	0	0	0	(31)	0	1,201	1,201	0	0
OV2665993	PRESOTT VALLEY	AZ		12/18/2019		0	0	(61)	0	0	0	(61)	0	1,589	1,589	0	0
OV2669235	KENNESAW	GA		12/18/2019		0	0	(23)	0	0	0	(23)	0	932	932	0	0
OV2538593	PFLUGERVILLE	TX		12/18/2019		0	0	(83)	0	0	0	(83)	0	1,983	1,983	0	0
OV2626421	MERCED	CA		12/18/2019		0	0	(43)	0	0	0	(43)	0	1,050	1,050	0	0
OV2629466	PFLUGERVILLE	TX		12/18/2019		0	0	(68)	0	0	0	(68)	0	1,620	1,620	0	0
OV2555467	ENGLEWOOD	CO		12/18/2019		0	0	(66)	0	0	0	(66)	0	1,831	1,831	0	0
OV2688124	PALMDALE	CA		12/18/2019		0	0	(26)	0	0	0	(26)	0	1,213	1,213	0	0
OV2559184	AUSTIN	TX		12/18/2019		0	0	(58)	0	0	0	(58)	0	1,232	1,232	0	0
OV2612994	CHICAGO	IL		12/18/2019		0	0	(41)	0	0	0	(41)	0	1,071	1,071	0	0
OV2697159	KENNESAW	GA		12/18/2019		0	0	(29)	0	0	0	(29)	0	997	997	0	0
OV2660890	LYNN	MA		12/18/2019		0	0	(44)	0	0	0	(44)	0	1,296	1,296	0	0
OV2717936	AUSTIN	TX		12/18/2019		0	0	(24)	0	0	0	(24)	0	625	625	0	0
OV2679062	ANAHEIM	CA		12/18/2019		0	0	(33)	0	0	0	(33)	0	1,997	1,997	0	0
OV2736776	MEMPHIS	TN		12/18/2019		0	0	(12)	0	0	0	(12)	0	235	235	0	0
OV2720537	PEACHTREE CITY	GA		12/18/2019		0	0	(63)	0	0	0	(63)	0	4,206	4,206	0	0
OV2661393	MIAMI	FL		12/18/2019		0	0	(43)	0	0	0	(43)	0	1,154	1,154	0	0
OV2616557	TACOMA	WA		12/18/2019		0	0	(33)	0	0	0	(33)	0	782	782	0	0
OV2676532	HENDERSON	NV		12/18/2019		0	0	(31)	0	0	0	(31)	0	1,461	1,461	0	0
OV2678402	GARFIELD	NJ		12/18/2019		0	0	(27)	0	0	0	(27)	0	1,099	1,099	0	0
OV2678394	ORLANDO	FL		12/18/2019		0	0	(75)	0	0	0	(75)	0	2,652	2,652	0	0
OV2544263	SAN LUIS	AZ		12/18/2019		0	0	(19)	0	0	0	(19)	0	267	267	0	0
OV2679927	FREE UNION	VA		12/18/2019		0	0	(21)	0	0	0	(21)	0	709	709	0	0
OV2703513	WOODBIDGE	VA		12/18/2019		0	0	(54)	0	0	0	(54)	0	1,779	1,779	0	0
OV2651252	WALDPOR	OR		12/18/2019		0	0	(36)	0	0	0	(36)	0	1,158	1,158	0	0
OV2665663	BUENA VISTA	CO		12/18/2019		0	0	(26)	0	0	0	(26)	0	924	924	0	0
OV2689600	VANCOUVER	WA		12/18/2019		0	0	(36)	0	0	0	(36)	0	1,450	1,450	0	0
OV2601829	WELLINGTON	FL		12/18/2019		0	0	(30)	0	0	0	(30)	0	598	598	0	0
OV2682558	HAMPTON	VA		12/18/2019		0	0	(32)	0	0	0	(32)	0	899	899	0	0
OV2671151	ESCONDIDO	CA		12/18/2019		0	0	(36)	0	0	0	(36)	0	1,722	1,722	0	0
OV2609691	GLENDALE	AZ		12/18/2019		0	0	(36)	0	0	0	(36)	0	1,091	1,091	0	0
OV2654477	MALDEN	MA		12/18/2019		0	0	(118)	0	0	0	(118)	0	3,140	3,140	0	0
OV2670642	FORT MYERS	FL		12/18/2019		0	0	(31)	0	0	0	(31)	0	1,000	1,000	0	0
OV2720702	JERSEY CITY	NJ		12/18/2019		0	0	(23)	0	0	0	(23)	0	1,216	1,216	0	0
OV2681010	WASHINGTON	DC		12/18/2019		0	0	(18)	0	0	0	(18)	0	934	934	0	0
OV2658172	CITRUS SPRINGS	FL		12/18/2019		0	0	(16)	0	0	0	(16)	0	436	436	0	0
OV2708397	AUSTIN	TX		12/18/2019		0	0	(86)	0	0	0	(86)	0	5,467	5,467	0	0
OV2620501	SURPRISE	AZ		12/18/2019		0	0	(47)	0	0	0	(47)	0	1,021	1,021	0	0
OV2683041	NEWARK	NJ		12/18/2019		0	0	(33)	0	0	0	(33)	0	873	873	0	0
OV2666173	NORTH CHESTERFIELD	VA		12/18/2019		0	0	(23)	0	0	0	(23)	0	1,015	1,015	0	0
OV2709897	CLOVIS	CA		12/18/2019		0	0	(36)	0	0	0	(36)	0	1,244	1,244	0	0
OV2746951	SAINT PAUL	MINN.		12/18/2019		0	0	(71)	0	0	0	(71)	0	6,293	6,293	0	0
OV2569520	SAN ANTONIO	TX		12/18/2019		0	0	(41)	0	0	0	(41)	0	880	880	0	0
OV2665511	CHICAGO	IL		12/18/2019		0	0	(30)	0	0	0	(30)	0	1,211	1,211	0	0

E02.93

STATEMENT AS OF JUNE 30, 2024 OF THE Reliance Standard Life Insurance Company

SCHEDULE B - PART 3

Showing All Mortgage Loans DISPOSED, Transferred or Repaid During the Current Quarter

1 Loan Number	2 Location		4 Loan Type	5 Date Acquired	6 Disposal Date	7 Book Value/ Recorded Investment Excluding Accrued Interest Prior Year	8 Change in Book Value/Recorded Investment						14 Book Value/ Recorded Investment Excluding Accrued Interest on Disposal	15 Consid- eration	16 Foreign Exchange Gain (Loss) on Disposal	17 Realized Gain (Loss) on Disposal	18 Total Gain (Loss) on Disposal
	2 City	3 State					8 Unrealized Valuation Increase/ (Decrease)	9 Current Year's (Amortization) /Accretion	10 Current Year's Other- Than- Temporary Impairment Recognized	11 Capitalized Deferred Interest and Other	12 Total Change in Book Value (8+9-10+11)	13 Total Foreign Exchange Change in Book Value					
OV2610976	BEAVERTON	OR		12/18/2019		0	0	(34)	0	0	0	(34)	0	900	900	0	0
OV2700777	SOUTH GATE	CA		12/18/2019		0	0	(47)	0	0	0	(47)	0	2,197	2,197	0	0
OV2597314	MADERA	CA		12/18/2019		0	0	(46)	0	0	0	(46)	0	998	998	0	0
OV2666020	MARIPOSA	CA		12/18/2019		0	0	(166)	0	0	0	(166)	0	4,019	4,019	0	0
OV2706238	AURORA	CO		12/18/2019		0	0	(52)	0	0	0	(52)	0	1,633	1,633	0	0
OV2543925	AUSTIN	TX		12/18/2019		0	0	(52)	0	0	0	(52)	0	1,353	1,353	0	0
OV2656347	LAS VEGAS	NV		12/18/2019		0	0	(36)	0	0	0	(36)	0	758	758	0	0
OV2529507	UPLAND	CA		12/18/2019		0	0	(44)	0	0	0	(44)	0	1,543	1,543	0	0
OV2551254	PATERSON	NJ		12/18/2019		0	0	(63)	0	0	0	(63)	0	796	796	0	0
OV2653622	PORT SAINT LUCIE	FL		12/18/2019		0	0	(42)	0	0	0	(42)	0	864	864	0	0
OV2727808	NORTH MIAMI BEACH	FL		12/18/2019		0	0	(39)	0	0	0	(39)	0	1,112	1,112	0	0
OV2543562	AUSTIN	TX		12/18/2019		0	0	(58)	0	0	0	(58)	0	1,219	1,219	0	0
OV2719458	BELLINGHAM	WA		12/18/2019		0	0	(36)	0	0	0	(36)	0	1,757	1,757	0	0
OV2685258	WORCESTER	MA		12/18/2019		0	0	(17)	0	0	0	(17)	0	371	371	0	0
OV2629581	TOINSEND	DE		12/18/2019		0	0	(31)	0	0	0	(31)	0	1,047	1,047	0	0
LN0013832	PHILADELPHIA	PA		07/10/2020		0	0	0	0	0	0	0	0	3,309	3,309	0	0
LN0012224	PHILADELPHIA	PA		07/10/2020		0	0	4	0	0	0	4	0	126,510	126,510	0	0
OV2776037	LAS VEGAS	NV		12/01/2019		0	0	(29)	0	0	0	(29)	0	1,367	1,367	0	0
OV2752224	MORENO VALLEY	CA		12/01/2019		0	0	(13)	0	0	0	(13)	0	1,435	1,435	0	0
OV2768005	BROOKLYN	NY		12/01/2019		0	0	(54)	0	0	0	(54)	0	4,046	4,046	0	0
OV2765606	PIGEON FORGE	TN		12/01/2019		0	0	(11)	0	0	0	(11)	0	1,231	1,231	0	0
OV2755414	AUSTIN	TX		12/01/2019		0	0	(39)	0	0	0	(39)	0	1,952	1,952	0	0
OV2770190	SHORELINE	WA		12/01/2019		0	0	(38)	0	0	0	(38)	0	2,820	2,820	0	0
OV2775749	ATLANTA	GA		12/01/2019		0	0	(37)	0	0	0	(37)	0	1,803	1,803	0	0
OV2773138	THE HILLS	TX		12/01/2019		0	0	(39)	0	0	0	(39)	0	2,154	2,154	0	0
LN0013181	JERSEY CITY	NJ		04/10/2024		0	0	450	0	0	0	450	0	1,997,787	1,997,787	0	0
LN0012075	JERSEY CITY	NJ		04/10/2024		0	0	352	0	0	0	352	0	5,993,360	5,993,360	0	0
LN0014086	SAN JOSE	CA		03/10/2022		0	0	0	0	0	0	0	0	97,532	97,532	0	0
LN0014081	SAN JOSE	CA		03/10/2022		0	0	0	0	0	0	0	0	3,938,966	3,938,966	0	0
LN0014083	SAN JOSE	CA		03/10/2022		0	0	0	0	0	0	0	0	97,532	97,532	0	0
LN0014084	SAN JOSE	CA		03/10/2022		0	0	0	0	0	0	0	0	3,938,966	3,938,966	0	0
LN0011569	AVON	CO		12/01/2022		0	0	41	0	0	0	41	0	180,338	180,338	0	0
LN0014212	AVON	CO		12/01/2022		0	0	1	0	0	0	1	0	2,259	2,259	0	0
LN0006347	PROVIDENCE	RI		10/08/2020		0	0	0	0	0	0	0	0	146,026	146,026	0	0
LN0005728	PROVIDENCE	RI		10/08/2020		0	0	0	0	0	0	0	0	449,641	449,641	0	0
OV2796242	FREELAND	WA		02/28/2020		0	0	(14)	0	0	0	(14)	0	657	657	0	0
OV2773060	KEARNY	NJ		02/28/2020		0	0	(41)	0	0	0	(41)	0	1,853	1,853	0	0
OV2802907	BROOKLYN	NY		02/28/2020		0	0	(61)	0	0	0	(61)	0	4,942	4,942	0	0
OV2802717	AUSTIN	TX		02/28/2020		0	0	(35)	0	0	0	(35)	0	1,350	1,350	0	0
OV2792784	EUGENE	OR		02/28/2020		0	0	(37)	0	0	0	(37)	0	1,763	1,763	0	0
OV2797155	CERES	CA		02/28/2020		0	0	(30)	0	0	0	(30)	0	1,766	1,766	0	0
OV2796164	BUENA VISTA	CO		02/28/2020		0	0	(32)	0	0	0	(32)	0	1,517	1,517	0	0
OV2782702	PLANO	TX		02/28/2020		0	0	(31)	0	0	0	(31)	0	1,334	1,334	0	0
OV2802506	COLUMBUS	OH		02/28/2020		0	0	(29)	0	0	0	(29)	0	1,671	1,671	0	0
OV2762563	COMMERCE CITY	CO		03/30/2020		0	0	(36)	0	0	0	(36)	0	980	980	0	0
OV2816911	STURGIS	MI		03/30/2020		0	0	(23)	0	0	0	(23)	0	573	573	0	0
OV2799550	ANTIPOCH	CA		03/30/2020		0	0	(64)	0	0	0	(64)	0	1,764	1,764	0	0
OV2752290	FORT COLLINS	CO		03/30/2020		0	0	(68)	0	0	0	(68)	0	1,877	1,877	0	0
OV2777222	DENVER	CO		03/30/2020		0	0	(38)	0	0	0	(38)	0	1,084	1,084	0	0
OV2816570	LOS ANGELES	CA		03/30/2020		0	0	(32)	0	0	0	(32)	0	1,680	1,680	0	0
OV2813165	SPARTA	NJ		03/30/2020		0	0	(30)	0	0	0	(30)	0	1,540	1,540	0	0

E02.94

STATEMENT AS OF JUNE 30, 2024 OF THE Reliance Standard Life Insurance Company

SCHEDULE B - PART 3

Showing All Mortgage Loans DISPOSED, Transferred or Repaid During the Current Quarter

1 Loan Number	2 Location		4 Loan Type	5 Date Acquired	6 Disposal Date	7 Book Value/ Recorded Investment Excluding Accrued Interest Prior Year	8 Change in Book Value/Recorded Investment						14 Book Value/ Recorded Investment Excluding Accrued Interest on Disposal	15 Consid- eration	16 Foreign Exchange Gain (Loss) on Disposal	17 Realized Gain (Loss) on Disposal	18 Total Gain (Loss) on Disposal
	2 City	3 State					8 Unrealized Valuation Increase/ (Decrease)	9 Current Year's (Amortization) /Accretion	10 Current Year's Other- Than- Temporary Impairment Recognized	11 Capitalized Deferred Interest and Other	12 Total Change in Book Value (8+9-10+11)	13 Total Foreign Exchange Change in Book Value					
OV2756417	VANCOUVER	WA		03/30/2020		0	0	(45)	0	0	0	(45)	0	1,167	1,167	0	0
OV2795771	WASHOUGAL	WA		03/30/2020		0	0	(29)	0	0	0	(29)	0	762	762	0	0
OV2752653	LYNN	MA		03/30/2020		0	0	(39)	0	0	0	(39)	0	1,162	1,162	0	0
OV2786479	BROOMFIELD	CO		03/30/2020		0	0	(43)	0	0	0	(43)	0	1,122	1,122	0	0
OV2769579	SACRAMENTO	CA		03/30/2020		0	0	(147)	0	0	0	(147)	0	3,659	3,659	0	0
OV2805473	PHOENIX	AZ		03/30/2020		0	0	(44)	0	0	0	(44)	0	1,044	1,044	0	0
OV2774854	LAFAYETTE	CO		03/30/2020		0	0	(45)	0	0	0	(45)	0	1,192	1,192	0	0
LN0014027	VIENNA	VA		02/16/2024		0	0	283	0	0	0	283	0	1,164,240	1,164,240	0	0
LN0014179	VIENNA	VA		02/16/2024		0	0	73	0	0	0	73	0	254,678	254,678	0	0
LN0014180	VIENNA	VA		03/30/2020		0	0	0	0	0	0	0	0	36,383	36,383	0	0
OV2570810	ATWATER	CA		05/28/2020		0	0	(75)	0	0	0	(75)	0	1,777	1,777	0	0
OV2610153	MILTON	WA		05/28/2020		0	0	58	0	0	0	58	0	1,092	1,092	0	0
OV2570093	AVENTURA	FL		05/28/2020		0	0	(59)	0	0	0	(59)	0	1,296	1,296	0	0
OV2568760	AVENTURA	FL		05/28/2020		0	0	(64)	0	0	0	(64)	0	1,415	1,415	0	0
OV2568755	CYPRESS	TX		05/28/2020		0	0	(31)	0	0	0	(31)	0	453	453	0	0
OV2761692	MIDLOTHIAN	VA		05/28/2020		0	0	(28)	0	0	0	(28)	0	1,250	1,250	0	0
OV2577667	BELTON	SC		05/28/2020		0	0	(54)	0	0	0	(54)	0	893	893	0	0
OV2605625	NEW BRUNSWICK	NJ		05/28/2020		0	0	(95)	0	0	0	(95)	0	1,623	1,623	0	0
OV2764360	FLAGSTAFF	AZ		05/28/2020		0	0	(127)	0	0	0	(127)	0	2,886	2,886	0	0
OV2570809	LEWISBERRY	PA		05/28/2020		0	0	(32)	0	0	0	(32)	0	447	447	0	0
OV2754613	SANGER	CA		05/28/2020		0	0	133	0	0	0	133	0	1,708	1,708	0	0
OV2614507	NEW ORLEANS	LA		05/28/2020		0	0	(27)	0	0	0	(27)	0	399	399	0	0
OV2541570	TAUNTON	MA		05/28/2020		0	0	(172)	0	0	0	(172)	0	1,868	1,868	0	0
OV2765963	PUYALLUP	WA		05/28/2020		0	0	(3)	0	0	0	(3)	0	630	630	0	0
OV2696989	LAYTON	UT		05/28/2020		0	0	11	0	0	0	11	0	1,206	1,206	0	0
OV2776950	LAS VEGAS	NV		05/28/2020		0	0	(27)	0	0	0	(27)	0	995	995	0	0
OV2605704	ALBUQUERQUE	NM		05/28/2020		0	0	(79)	0	0	0	(79)	0	797	797	0	0
OV2792415	FORT WORTH	TX		05/28/2020		0	0	(16)	0	0	0	(16)	0	1,458	1,458	0	0
OV2683635	FORT COLLINS	CO		05/28/2020		0	0	(14)	0	0	0	(14)	0	1,351	1,351	0	0
OV2550562	LYNCHBURG	VA		05/28/2020		0	0	(67)	0	0	0	(67)	0	685	685	0	0
OV2612634	PEMBROKE PINES	FL		05/28/2020		0	0	(47)	0	0	0	(47)	0	341	341	0	0
OV2642751	NEWARK	NJ		05/28/2020		0	0	220	0	0	0	220	0	972	972	0	0
OV2603052	ROSENBERG	TX		05/28/2020		0	0	45	0	0	0	45	0	486	486	0	0
OV2777242	SANTA ANA	CA		05/28/2020		0	0	183	0	0	0	183	0	2,274	2,274	0	0
OV2596334	MEMPHIS	TN		05/28/2020		0	0	(35)	0	0	0	(35)	0	245	245	0	0
OV2717125	ATTLEBORO	MA		05/28/2020		0	0	(37)	0	0	0	(37)	0	1,273	1,273	0	0
OV2616827	GLENDALE HEIGHTS	IL		05/28/2020		0	0	(11)	0	0	0	(11)	0	368	368	0	0
OV2597922	TUSCALOOSA	AL		05/28/2020		0	0	(44)	0	0	0	(44)	0	475	475	0	0
OV2760820	MINNEAPOLIS	MN		05/28/2020		0	0	(13)	0	0	0	(13)	0	1,237	1,237	0	0
OV2539961	FAYETTEVILLE	NC		05/28/2020		0	0	(5)	0	0	0	(5)	0	260	260	0	0
OV2621182	VALLEJO	CA		05/28/2020		0	0	63	0	0	0	63	0	1,828	1,828	0	0
OV2788008	AUSTIN	TX		05/28/2020		0	0	104	0	0	0	104	0	1,590	1,590	0	0
OV2539374	TUCSON	AZ		05/28/2020		0	0	(557)	0	0	0	(557)	0	7,051	7,051	0	0
OV2550076	MODESTO	CA		05/28/2020		0	0	(72)	0	0	0	(72)	0	923	923	0	0
OV2689228	SEADRIFT	TX		05/28/2020		0	0	(25)	0	0	0	(25)	0	1,172	1,172	0	0
OV2616826	GLENDALE HEIGHTS	IL		05/28/2020		0	0	(10)	0	0	0	(10)	0	346	346	0	0
OV2537266	ALVIN	TX		05/28/2020		0	0	(32)	0	0	0	(32)	0	630	630	0	0
OV2634026	CINCINNATI	OH		05/28/2020		0	0	(22)	0	0	0	(22)	0	465	465	0	0
OV2605603	COLUMBIA	SC		05/28/2020		0	0	29	0	0	0	29	0	585	585	0	0
OV2594364	MEDFORD	OR		05/28/2020		0	0	(77)	0	0	0	(77)	0	730	730	0	0
OV2786137	MATTHEWS	NC		05/28/2020		0	0	5	0	0	0	5	0	972	972	0	0

STATEMENT AS OF JUNE 30, 2024 OF THE Reliance Standard Life Insurance Company

SCHEDULE B - PART 3

Showing All Mortgage Loans DISPOSED, Transferred or Repaid During the Current Quarter

1 Loan Number	2 Location		4 Loan Type	5 Date Acquired	6 Disposal Date	7 Book Value/ Recorded Investment Excluding Accrued Interest Prior Year	8 Change in Book Value/Recorded Investment					14 Book Value/ Recorded Investment Excluding Accrued Interest on Disposal	15 Consid- eration	16 Foreign Exchange Gain (Loss) on Disposal	17 Realized Gain (Loss) on Disposal	18 Total Gain (Loss) on Disposal	
	2 City	3 State					8 Unrealized Valuation Increase/ (Decrease)	9 Current Year's (Amortization) /Accretion	10 Current Year's Other- Than- Temporary Impairment Recognized	11 Capitalized Deferred Interest and Other	12 Total Change in Book Value (8+9-10+11)						13 Total Foreign Exchange Change in Book Value
OV2651185	VIRGINIA BEACH	VA		.05/28/2020		0	0	(39)	0	0	0	(39)	0	469	469	0	0
OV2720593	MARIETTA	GA		.05/28/2020		0	0	127	0	0	0	127	0	1,208	1,208	0	0
OV2601452	BALTIMORE	MD		.06/29/2020		0	0	(19)	0	0	0	(19)	0	458	458	0	0
OV2575926	YONKERS	NY		.06/29/2020		0	0	(115)	0	0	0	(115)	0	2,558	2,558	0	0
OV2608605	ELGIN	IL		.06/29/2020		0	0	.78	0	0	0	.78	0	371	371	0	0
OV2677391	ANTIOCH	TN		.06/29/2020		0	0	.10	0	0	0	.10	0	931	931	0	0
OV2756934	AURORA	CO		.06/29/2020		0	0	(22)	0	0	0	(22)	0	893	893	0	0
OV2660489	JOLIET	IL		.06/29/2020		0	0	(41)	0	0	0	(41)	0	565	565	0	0
OV2782818	HIGHWOOD	IL		.06/30/2020		0	0	(33)	0	0	0	(33)	0	851	851	0	0
OV2752289	WINDSOR	CO		.06/29/2020		0	0	.16	0	0	0	.16	0	1,482	1,482	0	0
OV2795351	MESA	AZ		.06/29/2020		0	0	(20)	0	0	0	(20)	0	614	614	0	0
OV2548700	LOS ANGELES	CA		.06/29/2020		0	0	(114)	0	0	0	(114)	0	2,367	2,367	0	0
OV2559107	CROWVILLE	CA		.06/29/2020		0	0	(52)	0	0	0	(52)	0	650	650	0	0
OV2860430	WILDWOOD	NJ		.06/30/2020		0	0	(21)	0	0	0	(21)	0	1,323	1,323	0	0
OV2751556	MALDEN	MA		.06/29/2020		0	0	(100)	0	0	0	(100)	0	1,669	1,669	0	0
OV2803367	WHITTIER	CA		.06/29/2020		0	0	(49)	0	0	0	(49)	0	1,693	1,693	0	0
OV2811639	FORT LAUDERDALE	FL		.06/29/2020		0	0	(43)	0	0	0	(43)	0	1,299	1,299	0	0
OV2831365	CHANDLER	AZ		.06/30/2020		0	0	(47)	0	0	0	(47)	0	1,681	1,681	0	0
OV2747670	JUPITER	FL		.06/29/2020		0	0	(80)	0	0	0	(80)	0	1,031	1,031	0	0
OV2817992	HOLLISTON	MA		.06/30/2020		0	0	(57)	0	0	0	(57)	0	1,794	1,794	0	0
OV2752114	CHICAGO	IL		.06/29/2020		0	0	(40)	0	0	0	(40)	0	1,048	1,048	0	0
OV2599676	BALTIMORE	MD		.06/30/2020		0	0	.75	0	0	0	.75	0	552	552	0	0
OV2547161	MANSFIELD	MA		.06/29/2020		0	0	.492	0	0	0	.492	0	2,929	2,929	0	0
OV2795096	COLUMBIA	SC		.06/29/2020		0	0	(26)	0	0	0	(26)	0	743	743	0	0
OV2529480	NASHVILLE	TN		.06/29/2020		0	0	(522)	0	0	0	(522)	0	5,494	5,494	0	0
OV2784775	HUNTINGTON PARK	CA		.06/30/2020		0	0	(45)	0	0	0	(45)	0	1,343	1,343	0	0
OV2856368	ARVADA	CO		.06/30/2020		0	0	(28)	0	0	0	(28)	0	888	888	0	0
OV2580749	MILFORD	DE		.07/29/2020		0	0	(31)	0	0	0	(31)	0	498	498	0	0
OV2598513	GENEVA	FL		.07/29/2020		0	0	0	0	0	0	0	0	284	284	0	0
OV2595486	ASTORIA	OR		.07/29/2020		0	0	(37)	0	0	0	(37)	0	570	570	0	0
OV2778700	SAN DIEGO	CA		.07/29/2020		0	0	(40)	0	0	0	(40)	0	2,889	2,889	0	0
OV2796706	DELRAY BEACH	FL		.07/29/2020		0	0	(52)	0	0	0	(52)	0	1,142	1,142	0	0
OV2637207	WILLIAMSPORT	PA		.07/29/2020		0	0	113	0	0	0	113	0	372	372	0	0
OV2577129	SAINT CLOUD	FL		.07/29/2020		0	0	(42)	0	0	0	(42)	0	508	508	0	0
OV2608081	BALTIMORE	MD		.07/29/2020		0	0	(25)	0	0	0	(25)	0	449	449	0	0
OV2639977	PUEBLO	CO		.07/29/2020		0	0	.15	0	0	0	.15	0	265	265	0	0
OV2579061	STONE MOUNTAIN	GA		.07/29/2020		0	0	.52	0	0	0	.52	0	743	743	0	0
OV2866496	FORT WORTH	TX		.07/29/2020		0	0	(531)	0	0	0	(531)	0	11,499	11,499	0	0
OV2792052	ASTORIA	OR		.07/29/2020		0	0	(20)	0	0	0	(20)	0	1,597	1,597	0	0
OV2774419	PHOENIX	AZ		.07/29/2020		0	0	(57)	0	0	0	(57)	0	1,578	1,578	0	0
OV2783647	DENVER	CO		.07/29/2020		0	0	(404)	0	0	0	(404)	0	9,096	9,096	0	0
OV2550433	STEPHENSON	VA		.07/29/2020		0	0	(54)	0	0	0	(54)	0	855	855	0	0
OV2558503	APPLE VALLEY	CA		.07/29/2020		0	0	(26)	0	0	0	(26)	0	411	411	0	0
OV0792238	CHERRY VALLEY	CA		.07/29/2020		0	0	(53)	0	0	0	(53)	0	984	984	0	0
OV0792940	RYDAL	PA		.07/29/2020		0	0	(232)	0	0	0	(232)	0	3,571	3,571	0	0
OV0792328	NEWARK	DE		.07/29/2020		0	0	(61)	0	0	0	(61)	0	952	952	0	0
OV0792963	CHICAGO	IL		.08/28/2020		0	0	(38)	0	0	0	(38)	0	965	965	0	0
OV2621620	LITTLE ROCK	AR		.08/28/2020		0	0	(11)	0	0	0	(11)	0	428	428	0	0
OV2578492	COUNTRY CLUB HILLS	IL		.08/28/2020		0	0	(24)	0	0	0	(24)	0	593	593	0	0
OV0793624	SAN ANGELO	TX		.08/28/2020		0	0	(13)	0	0	0	(13)	0	709	709	0	0
OV2577072	DES MOINES	IA		.08/28/2020		0	0	(21)	0	0	0	(21)	0	435	435	0	0

E02.96

STATEMENT AS OF JUNE 30, 2024 OF THE Reliance Standard Life Insurance Company

SCHEDULE B - PART 3

Showing All Mortgage Loans DISPOSED, Transferred or Repaid During the Current Quarter

1 Loan Number	2 Location		4 Loan Type	5 Date Acquired	6 Disposal Date	7 Book Value/ Recorded Investment Excluding Accrued Interest Prior Year	8 Change in Book Value/Recorded Investment						14 Book Value/ Recorded Investment Excluding Accrued Interest on Disposal	15 Consid- eration	16 Foreign Exchange Gain (Loss) on Disposal	17 Realized Gain (Loss) on Disposal	18 Total Gain (Loss) on Disposal
	2 City	3 State					8 Unrealized Valuation Increase/ (Decrease)	9 Current Year's (Amortization) /Accretion	10 Current Year's Other- Than- Temporary Impairment Recognized	11 Capitalized Deferred Interest and Other	12 Total Change in Book Value (8+9-10+11)	13 Total Foreign Exchange Change in Book Value					
OV2616424	AURORA	CO		08/28/2020		0	0	(10)	0	0	0	(10)	0	1,310	1,310	0	0
OV2581143	MOUNT PLEASANT	TX		08/28/2020		0	0	(31)	0	0	0	(31)	0	579	579	0	0
OV2581478	MILWAUKEE	WI		08/28/2020		0	0	(19)	0	0	0	(19)	0	385	385	0	0
OV2802816	LOS ANGELES	CA		08/28/2020		0	0	(15)	0	0	0	(15)	0	1,133	1,133	0	0
OV2597426	SARASOTA	FL		08/28/2020		0	0	(66)	0	0	0	(66)	0	1,174	1,174	0	0
OV0792949	RICHMOND	VA		08/28/2020		0	0	(8)	0	0	0	(8)	0	875	875	0	0
OV2627631	TUCSON	AZ		08/28/2020		0	0	(22)	0	0	0	(22)	0	424	424	0	0
OV2568874	ROUND LAKE BEACH	IL		08/28/2020		0	0	(211)	0	0	0	(211)	0	3,074	3,074	0	0
OV2568067	PALMDALE	CA		08/28/2020		0	0	(34)	0	0	0	(34)	0	953	953	0	0
OV0792972	SAN DIEGO	CA		08/28/2020		0	0	4	0	0	0	4	0	1,264	1,264	0	0
OV2607828	SEYMOUR	WI		08/28/2020		0	0	(23)	0	0	0	(23)	0	213	213	0	0
OV2573125	BRONX	NY		08/28/2020		0	0	(82)	0	0	0	(82)	0	1,585	1,585	0	0
OV2604933	HALIFAX	MA		08/28/2020		0	0	(37)	0	0	0	(37)	0	610	610	0	0
OV2608742	TAMPA	FL		08/28/2020		0	0	(156)	0	0	0	(156)	0	3,143	3,143	0	0
OV2623340	PAULSBORO	NJ		08/28/2020		0	0	(22)	0	0	0	(22)	0	402	402	0	0
OV0792939	PITTSBURGH	PA		08/28/2020		0	0	(32)	0	0	0	(32)	0	805	805	0	0
OV0792716	ORLANDO	FL		08/28/2020		0	0	(2)	0	0	0	(2)	0	827	827	0	0
OV2615640	HINESVILLE	GA		08/28/2020		0	0	(18)	0	0	0	(18)	0	307	307	0	0
OV2601074	CENTER POINT	AL		08/28/2020		0	0	(16)	0	0	0	(16)	0	238	238	0	0
OV2599224	MIAMI	FL		08/28/2020		0	0	(38)	0	0	0	(38)	0	608	608	0	0
OV2537638	NORFOLK	VA		08/28/2020		0	0	(46)	0	0	0	(46)	0	1,377	1,377	0	0
OV2540655	POCAHONTAS	AR		08/28/2020		0	0	(20)	0	0	0	(20)	0	290	290	0	0
OV2599547	CHARLOTTE	NC		08/28/2020		0	0	(25)	0	0	0	(25)	0	547	547	0	0
OV2594822	DEARBORN HEIGHTS	MI		08/28/2020		0	0	(16)	0	0	0	(16)	0	255	255	0	0
OV2610212	MIAMI	FL		08/28/2020		0	0	(32)	0	0	0	(32)	0	1,041	1,041	0	0
OV2578215	LAS VEGAS	NV		08/28/2020		0	0	(18)	0	0	0	(18)	0	774	774	0	0
OV2596175	COLUMBUS	GA		08/28/2020		0	0	(20)	0	0	0	(20)	0	297	297	0	0
OV2602557	TALLAHASSEE	FL		08/28/2020		0	0	(21)	0	0	0	(21)	0	295	295	0	0
OV2571468	HATTIESBURG	MS		08/28/2020		0	0	(20)	0	0	0	(20)	0	361	361	0	0
OV0792938	MIDDLESEX	NJ		08/28/2020		0	0	(26)	0	0	0	(26)	0	950	950	0	0
OV2613559	ESTERO	FL		08/28/2020		0	0	(45)	0	0	0	(45)	0	615	615	0	0
LN0015261	WALNUT CREEK	CA		02/19/2021		0	0	0	0	0	0	0	0	264,001	264,001	0	0
LN0015262	ASHEVILLE	NC		02/19/2021		0	0	44	856,254	0	0	44	0	856,254	856,254	0	0
LN0014428	PORTLAND	OR		11/10/2023		0	0	288	0	0	0	288	0	22,000,000	22,000,000	0	0
OV2606403	SOUTH WILLIAMSPORT	PA		09/30/2020		0	0	(25)	0	0	0	(25)	0	613	613	0	0
OV2578315	FAYETTEVILLE	GA		09/30/2020		0	0	(14)	0	0	0	(14)	0	641	641	0	0
OV2616946	COLUMBUS	OH		09/30/2020		0	0	(12)	0	0	0	(12)	0	289	289	0	0
OV2633198	NEWARK	NJ		09/30/2020		0	0	(28)	0	0	0	(28)	0	941	941	0	0
OV2620240	DECATUR	GA		09/30/2020		0	0	(20)	0	0	0	(20)	0	413	413	0	0
OV2604202	ONEIDA	NY		09/30/2020		0	0	(21)	0	0	0	(21)	0	310	310	0	0
OV2619046	PATERSON	NJ		09/30/2020		0	0	(54)	0	0	0	(54)	0	1,580	1,580	0	0
OV2611006	NEWARK	NJ		09/30/2020		0	0	(48)	0	0	0	(48)	0	1,125	1,125	0	0
OV2577641	GAINESVILLE	GA		09/30/2020		0	0	(35)	0	0	0	(35)	0	686	686	0	0
OV2619722	UNION CITY	NJ		09/30/2020		0	0	(22)	0	0	0	(22)	0	1,490	1,490	0	0
OV2632531	BALLSTON SPA	NY		09/30/2020		0	0	(24)	0	0	0	(24)	0	478	478	0	0
OV2641858	HAWTHORNE	NJ		09/30/2020		0	0	(26)	0	0	0	(26)	0	1,572	1,572	0	0
OV2575599	MABLETON	GA		09/30/2020		0	0	(13)	0	0	0	(13)	0	248	248	0	0
OV2623047	POUGHKEEPSIE	NY		09/30/2020		0	0	(21)	0	0	0	(21)	0	371	371	0	0
OV2570789	JACKSON	MS		09/30/2020		0	0	(12)	0	0	0	(12)	0	211	211	0	0
OV0792294	PITTSBURGH	PA		09/30/2020		0	0	(8)	0	0	0	(8)	0	246	246	0	0
OV2616555	AUSTELL	GA		09/30/2020		0	0	(15)	0	0	0	(15)	0	376	376	0	0

E02.97

STATEMENT AS OF JUNE 30, 2024 OF THE Reliance Standard Life Insurance Company

SCHEDULE B - PART 3

Showing All Mortgage Loans DISPOSED, Transferred or Repaid During the Current Quarter

1 Loan Number	2 Location		4 Loan Type	5 Date Acquired	6 Disposal Date	7 Book Value/ Recorded Investment Excluding Accrued Interest Prior Year	8 Change in Book Value/Recorded Investment						14 Book Value/ Recorded Investment Excluding Accrued Interest on Disposal	15 Consid- eration	16 Foreign Exchange Gain (Loss) on Disposal	17 Realized Gain (Loss) on Disposal	18 Total Gain (Loss) on Disposal
	2 City	3 State					8 Unrealized Valuation Increase/ (Decrease)	9 Current Year's (Amortization) /Accretion	10 Current Year's Other- Than- Temporary Impairment Recognized	11 Capitalized Deferred Interest and Other	12 Total Change in Book Value (8+9-10+11)	13 Total Foreign Exchange Change in Book Value					
OV2571617	PICAYUNE	MS		09/30/2020		0	0	(11)	0	0	0	(11)	0	193	193	0	0
OV2611012	WALLINGFORD	CT		09/30/2020		0	0	(23)	0	0	0	(23)	0	418	418	0	0
OV2640321	WINGATE	NC		09/30/2020		0	0	(22)	0	0	0	(22)	0	558	558	0	0
OV2607751	MIDDLETOWN	PA		09/30/2020		0	0	(26)	0	0	0	(26)	0	824	824	0	0
OV2612632	BAYONNE	NJ		09/30/2020		0	0	(126)	0	0	0	(126)	0	5,422	5,422	0	0
OV2555663	PHILADELPHIA	PA		09/30/2020		0	0	(26)	0	0	0	(26)	0	526	526	0	0
OV2610062	CHARLOTTE	NC		09/30/2020		0	0	(22)	0	0	0	(22)	0	455	455	0	0
OV2555165	COLUMBIA STATION	OH		09/30/2020		0	0	(26)	0	0	0	(26)	0	700	700	0	0
OV2629167	GLEN COVE	NY		09/30/2020		0	0	(33)	0	0	0	(33)	0	1,441	1,441	0	0
OV2617139	MONROE	NY		09/30/2020		0	0	(26)	0	0	0	(26)	0	1,167	1,167	0	0
OV2594384	ATLANTA	GA		09/30/2020		0	0	(14)	0	0	0	(14)	0	255	255	0	0
OV2598500	HICKORY	NC		09/30/2020		0	0	(20)	0	0	0	(20)	0	408	408	0	0
OV2556097	DOYLESTOWN	PA		09/30/2020		0	0	(24)	0	0	0	(24)	0	794	794	0	0
OV2577693	LODI	NJ		09/30/2020		0	0	(27)	0	0	0	(27)	0	819	819	0	0
OV2604440	YAPHANK	NY		09/30/2020		0	0	(117)	0	0	0	(117)	0	2,696	2,696	0	0
OV2606400	LEBANON	PA		09/30/2020		0	0	(15)	0	0	0	(15)	0	220	220	0	0
OV2549284	DULUTH	MIN		09/30/2020		0	0	(25)	0	0	0	(25)	0	400	400	0	0
OV2623972	HIGHLAND	NY		09/30/2020		0	0	(23)	0	0	0	(23)	0	526	526	0	0
OV2610333	STONE MOUNTAIN	GA		09/30/2020		0	0	(25)	0	0	0	(25)	0	521	521	0	0
OV2625082	CLEVELAND	OH		09/30/2020		0	0	(11)	0	0	0	(11)	0	223	223	0	0
OV2623800	HAMILTON	OH		09/30/2020		0	0	(11)	0	0	0	(11)	0	257	257	0	0
OV0792309	STATEN ISLAND	NY		09/30/2020		0	0	(31)	0	0	0	(31)	0	2,094	2,094	0	0
OV2578094	RUTHERFORDTON	NC		09/30/2020		0	0	(22)	0	0	0	(22)	0	373	373	0	0
OV0792324	BRICK	NJ		09/30/2020		0	0	(39)	0	0	0	(39)	0	1,260	1,260	0	0
OV0792966	MORRISTOWN	NJ		09/30/2020		0	0	(56)	0	0	0	(56)	0	1,919	1,919	0	0
400680057	BROOKLYN	NY		10/02/2020		0	0	0	0	0	0	0	0	3,565	3,565	0	0
400664974	CORAL SPRINGS	FL		10/02/2020		0	0	0	0	0	0	0	0	1,093	1,093	0	0
400664448	CONCORD	NC		10/02/2020		0	0	0	0	0	0	0	0	591	591	0	0
400668311	RICHMOND	VA		10/02/2020		0	0	0	0	0	0	0	0	1,378	1,378	0	0
300059336	HUBER HEIGHTS	OH		10/02/2020		0	0	0	0	0	0	0	0	638	638	0	0
400221952	MEMPHIS	TN		10/02/2020		0	0	0	0	0	0	0	0	88	88	0	0
400308533	DUNDALK	MD		10/02/2020		0	0	0	0	0	0	0	0	1,326	1,326	0	0
400606683	NEW ORLEANS	LA		10/02/2020		0	0	0	0	0	0	0	0	567	567	0	0
400363983	OLD BRIDGE	NJ		10/02/2020		0	0	0	0	0	0	0	0	3,690	3,690	0	0
400362734	JENISON	MI		10/02/2020		0	0	0	0	0	0	0	0	873	873	0	0
400353987	LAREDO	TX		10/02/2020		0	0	0	0	0	0	0	0	973	973	0	0
400302474	COLUMBIA	MS		10/02/2020		0	0	0	0	0	0	0	0	1,112	1,112	0	0
200063005	PLAISTOW	NH		10/02/2020		0	0	0	0	0	0	0	0	588	588	0	0
400395669	LEHI	UT		10/02/2020		0	0	0	0	0	0	0	0	1,657	1,657	0	0
OV2826827	MADISON	AL		10/28/2020		0	0	(13)	0	0	0	(13)	0	1,683	1,683	0	0
OV2616825	EAST ROCKAWAY	NY		10/28/2020		0	0	(77)	0	0	0	(77)	0	1,969	1,969	0	0
OV2569797	HOUSTON	TX		10/30/2020		0	0	(48)	0	0	0	(48)	0	957	957	0	0
OV0793980	LOUISVILLE	KY		10/30/2020		0	0	(11)	0	0	0	(11)	0	552	552	0	0
OV2598063	PATERSON	NJ		10/30/2020		0	0	(31)	0	0	0	(31)	0	540	540	0	0
OV2542362	ARLINGTON	TX		10/28/2020		0	0	(27)	0	0	0	(27)	0	429	429	0	0
OV2757203	COPPERAS COVE	TX		10/30/2020		0	0	(30)	0	0	0	(30)	0	658	658	0	0
OV2599237	APPLE VALLEY	CA		10/30/2020		0	0	(28)	0	0	0	(28)	0	567	567	0	0
OV2537695	SUITLAND	MD		10/30/2020		0	0	(18)	0	0	0	(18)	0	362	362	0	0
OV2639279	HAMPTON	VA		10/30/2020		0	0	(38)	0	0	0	(38)	0	775	775	0	0
OV2597272	MERCED	CA		10/30/2020		0	0	(32)	0	0	0	(32)	0	674	674	0	0
OV2596170	JACKSONVILLE	FL		10/30/2020		0	0	(24)	0	0	0	(24)	0	344	344	0	0

E02.98

STATEMENT AS OF JUNE 30, 2024 OF THE Reliance Standard Life Insurance Company

SCHEDULE B - PART 3

Showing All Mortgage Loans DISPOSED, Transferred or Repaid During the Current Quarter

1 Loan Number	2 Location		4 Loan Type	5 Date Acquired	6 Disposal Date	7 Book Value/ Recorded Investment Excluding Accrued Interest Prior Year	8 Change in Book Value/Recorded Investment						14 Book Value/ Recorded Investment Excluding Accrued Interest on Disposal	15 Consid- eration	16 Foreign Exchange Gain (Loss) on Disposal	17 Realized Gain (Loss) on Disposal	18 Total Gain (Loss) on Disposal
	2 City	3 State					8 Unrealized Valuation Increase/ (Decrease)	9 Current Year's (Amortization) /Accretion	10 Current Year's Other- Than- Temporary Impairment Recognized	11 Capitalized Deferred Interest and Other	12 Total Change in Book Value (8+9-10+11)	13 Total Foreign Exchange Change in Book Value					
OV2594766	HOUSTON	TX		10/30/2020		0	0	(20)	0	0	0	(20)	0	365	365	0	0
OV2642759	FORT PIERCE	FL		10/30/2020		0	0	(28)	0	0	0	(28)	0	752	752	0	0
OV2634014	FAIRFAX	VA		10/30/2020		0	0	(67)	0	0	0	(67)	0	607	607	0	0
OV2569911	MADISON	TN		10/28/2020		0	0	(39)	0	0	0	(39)	0	688	688	0	0
OV0794391	MYRTLE BEACH	SC		10/30/2020		0	0	(56)	0	0	0	(56)	0	772	772	0	0
OV2545492	LOUISVILLE	KY		10/30/2020		0	0	(18)	0	0	0	(18)	0	362	362	0	0
OV2596864	ORLANDO	FL		10/28/2020		0	0	(53)	0	0	0	(53)	0	602	602	0	0
OV2805207	KANSAS CITY	KS		10/30/2020		0	0	(38)	0	0	0	(38)	0	1,012	1,012	0	0
OV2558603	LAKEWOOD	OH		10/30/2020		0	0	(39)	0	0	0	(39)	0	750	750	0	0
OV2568822	OAKLAND	CA		10/30/2020		0	0	(50)	0	0	0	(50)	0	1,176	1,176	0	0
OV2619415	CHEYENNE	WY		10/30/2020		0	0	(17)	0	0	0	(17)	0	354	354	0	0
OV2574915	HEBRON	IN		10/30/2020		0	0	(36)	0	0	0	(36)	0	648	648	0	0
OV2578836	TOMBALL	TX		10/30/2020		0	0	(27)	0	0	0	(27)	0	492	492	0	0
OV2601824	MILFORD	DE		10/30/2020		0	0	(37)	0	0	0	(37)	0	542	542	0	0
OV2550854	CAPE CORAL	FL		10/30/2020		0	0	(71)	0	0	0	(71)	0	1,318	1,318	0	0
OV2799691	PHOENIX	AZ		10/30/2020		0	0	98	0	0	0	98	0	1,798	1,798	0	0
OV0793223	OLD FORGE	PA		10/30/2020		0	0	(1)	0	0	0	(1)	0	1,247	1,247	0	0
OV2607556	MEMPHIS	TN		10/30/2020		0	0	(15)	0	0	0	(15)	0	257	257	0	0
OV2553167	NORWALK	CT		10/30/2020		0	0	(72)	0	0	0	(72)	0	1,330	1,330	0	0
OV2639658	LAS VEGAS	NV		10/30/2020		0	0	(64)	0	0	0	(64)	0	1,178	1,178	0	0
OV2608728	RIDGECREST	CA		10/28/2020		0	0	(128)	0	0	0	(128)	0	1,347	1,347	0	0
OV2599309	WALKESHA	WI		10/30/2020		0	0	(80)	0	0	0	(80)	0	1,179	1,179	0	0
OV2801281	ELIZABETH	NJ		10/30/2020		0	0	(57)	0	0	0	(57)	0	1,503	1,503	0	0
OV2632684	WYLIE	TX		10/30/2020		0	0	(24)	0	0	0	(24)	0	480	480	0	0
OV2862961	PLYMOUTH MEETING	PA		10/30/2020		0	0	(46)	0	0	0	(46)	0	3,764	3,764	0	0
OV2569567	BIRMINGHAM	AL		10/30/2020		0	0	(17)	0	0	0	(17)	0	308	308	0	0
OV2620265	SLOATSBURG	NY		10/30/2020		0	0	(51)	0	0	0	(51)	0	1,000	1,000	0	0
OV2795858	BROKEN BOW	OK		10/30/2020		0	0	(32)	0	0	0	(32)	0	1,742	1,742	0	0
OV2810899	KISSIMEE	FL		10/30/2020		0	0	(48)	0	0	0	(48)	0	1,814	1,814	0	0
OV2597429	JACKSON	MS		10/30/2020		0	0	(14)	0	0	0	(14)	0	254	254	0	0
OV2540611	THOMASVILLE	NC		10/30/2020		0	0	(66)	0	0	0	(66)	0	1,166	1,166	0	0
OV2613925	CHICAGO	IL		10/30/2020		0	0	(18)	0	0	0	(18)	0	375	375	0	0
OV2547071	EPHRAIM	UT		10/30/2020		0	0	(46)	0	0	0	(46)	0	853	853	0	0
OV2613543	YUMA	AZ		10/30/2020		0	0	(45)	0	0	0	(45)	0	721	721	0	0
OV2599848	VENTNOR CITY	NJ		10/30/2020		0	0	(57)	0	0	0	(57)	0	824	824	0	0
OV2606766	BRIDGEPORT	CT		10/30/2020		0	0	(19)	0	0	0	(19)	0	312	312	0	0
OV2605720	MODESTO	CA		10/30/2020		0	0	(49)	0	0	0	(49)	0	932	932	0	0
OV2559638	DENVER	CO		10/30/2020		0	0	(89)	0	0	0	(89)	0	1,857	1,857	0	0
OV2567609	NORTH LAS VEGAS	NV		10/30/2020		0	0	(28)	0	0	0	(28)	0	591	591	0	0
OV2640188	ELIZABETH	NJ		10/30/2020		0	0	(67)	0	0	0	(67)	0	1,238	1,238	0	0
OV2782321	NEW ORLEANS	LA		10/30/2020		0	0	194	0	0	0	194	0	2,660	2,660	0	0
OV2599232	HILLSIDE	NJ		10/28/2020		0	0	(52)	0	0	0	(52)	0	876	876	0	0
OV2632695	SAN ANTONIO	TX		10/30/2020		0	0	(28)	0	0	0	(28)	0	523	523	0	0
OV2818194	BAKERSFIELD	CA		10/30/2020		0	0	(18)	0	0	0	(18)	0	778	778	0	0
OV2684216	WALKER	LA		10/30/2020		0	0	(55)	0	0	0	(55)	0	582	582	0	0
OV2569579	LA FOLLETTE	TN		10/30/2020		0	0	(14)	0	0	0	(14)	0	238	238	0	0
OV2641575	NEWARK	NJ		09/28/2022		0	0	294	0	0	0	294	0	965	965	0	0
OV2602740	LINDEN	NJ		10/30/2020		0	0	(79)	0	0	0	(79)	0	1,177	1,177	0	0
OV2580937	REDDING	CA		10/30/2020		0	0	(72)	0	0	0	(72)	0	1,368	1,368	0	0
OV2547529	MEMPHIS	TN		10/30/2020		0	0	(25)	0	0	0	(25)	0	393	393	0	0
OV2553151	THORNTON	CO		10/30/2020		0	0	(41)	0	0	0	(41)	0	879	879	0	0

E02.99

STATEMENT AS OF JUNE 30, 2024 OF THE Reliance Standard Life Insurance Company

SCHEDULE B - PART 3

Showing All Mortgage Loans DISPOSED, Transferred or Repaid During the Current Quarter

1 Loan Number	2 Location		4 Loan Type	5 Date Acquired	6 Disposal Date	7 Book Value/ Recorded Investment Excluding Accrued Interest Prior Year	8 Change in Book Value/Recorded Investment						14 Book Value/ Recorded Investment Excluding Accrued Interest on Disposal	15 Consid- eration	16 Foreign Exchange Gain (Loss) on Disposal	17 Realized Gain (Loss) on Disposal	18 Total Gain (Loss) on Disposal
	2 City	3 State					8 Unrealized Valuation Increase/ (Decrease)	9 Current Year's (Amortization) /Accretion	10 Current Year's Other- Than- Temporary Impairment Recognized	11 Capitalized Deferred Interest and Other	12 Total Change in Book Value (8+9-10+11)	13 Total Foreign Exchange Change in Book Value					
OV0794693	NAPLES	FL		10/30/2020		0	0	(15)	0	0	0	(15)	0	674	674	0	0
OV2607167	NAPLES	FL		10/28/2020		0	0	(103)	0	0	0	(103)	0	1,100	1,100	0	0
OV2617542	PATERSON	NJ		10/28/2020		0	0	37	0	0	0	37	0	2,585	2,585	0	0
OV2619037	NAPLES	FL		10/28/2020		0	0	(32)	0	0	0	(32)	0	454	454	0	0
OV2847050	HARRISON	ID		10/30/2020		0	0	(51)	0	0	0	(51)	0	3,486	3,486	0	0
OV0794307	HERNANDO	FL		10/30/2020		0	0	(45)	0	0	0	(45)	0	1,950	1,950	0	0
OV2558169	PALMDALE	CA		10/28/2020		0	0	(78)	0	0	0	(78)	0	1,671	1,671	0	0
OV2573651	WOBURN	MA		10/30/2020		0	0	(68)	0	0	0	(68)	0	1,292	1,292	0	0
OV2577599	SUGAR LAND	TX		10/30/2020		0	0	(44)	0	0	0	(44)	0	819	819	0	0
OV2607140	LEHIGH ACRES	FL		10/30/2020		0	0	(43)	0	0	0	(43)	0	638	638	0	0
OV2541873	DELTONA	FL		10/30/2020		0	0	(58)	0	0	0	(58)	0	712	712	0	0
OV2618969	DESERT HOT SPRINGS	CA		10/30/2020		0	0	(16)	0	0	0	(16)	0	313	313	0	0
OV0792387	GALLATIN	TN		10/30/2020		0	0	1	0	0	0	1	0	747	747	0	0
OV2602513	ANDERSON	IN		10/30/2020		0	0	(19)	0	0	0	(19)	0	335	335	0	0
OV2572887	LANCASTER	CA		10/28/2020		0	0	(34)	0	0	0	(34)	0	784	784	0	0
OV2597976	TULSA	OK		10/30/2020		0	0	(116)	0	0	0	(116)	0	1,946	1,946	0	0
OV2540924	BAKERSFIELD	CA		10/30/2020		0	0	(34)	0	0	0	(34)	0	560	560	0	0
OV2550403	HAMMOND	IN		10/30/2020		0	0	(22)	0	0	0	(22)	0	427	427	0	0
OV2571301	SAINT LOUIS	MO		10/30/2020		0	0	(14)	0	0	0	(14)	0	251	251	0	0
OV0791962	HOBE SOUND	FL		10/30/2020		0	0	(10)	0	0	0	(10)	0	619	619	0	0
OV2599858	LAKELAND	FL		10/30/2020		0	0	(22)	0	0	0	(22)	0	335	335	0	0
OV2606755	KISSIMMEE	FL		10/30/2020		0	0	(20)	0	0	0	(20)	0	377	377	0	0
OV2542043	DOUGLASVILLE	GA		10/30/2020		0	0	(28)	0	0	0	(28)	0	426	426	0	0
OV2556320	MEMPHIS	TN		10/28/2020		0	0	(18)	0	0	0	(18)	0	274	274	0	0
OV2600973	THERMAL	CA		10/28/2020		0	0	(173)	0	0	0	(173)	0	3,206	3,206	0	0
OV2559463	CLEARWATER	FL		10/30/2020		0	0	(30)	0	0	0	(30)	0	593	593	0	0
OV2602514	ANDERSON	IN		10/30/2020		0	0	(18)	0	0	0	(18)	0	317	317	0	0
OV2577893	WINTER SPRINGS	FL		10/30/2020		0	0	(27)	0	0	0	(27)	0	593	593	0	0
OV2578144	PHOENIX	AZ		10/30/2020		0	0	(30)	0	0	0	(30)	0	552	552	0	0
OV0804823	CORPUS CHRISTI	TX		10/30/2020		0	0	(61)	0	0	0	(61)	0	550	550	0	0
OV2599928	PAULSBORO	NJ		10/30/2020		0	0	(99)	0	0	0	(99)	0	1,828	1,828	0	0
OV2571004	TUCSON	AZ		10/30/2020		0	0	(47)	0	0	0	(47)	0	962	962	0	0
OV2637065	NEW BRUNSWICK	NJ		10/30/2020		0	0	(27)	0	0	0	(27)	0	552	552	0	0
OV2560094	MARGATE	FL		10/30/2020		0	0	(46)	0	0	0	(46)	0	1,033	1,033	0	0
OV0793855	NANTUCKET	MA		10/30/2020		0	0	(32)	0	0	0	(32)	0	4,360	4,360	0	0
OV2550405	ODESSA	TX		10/30/2020		0	0	(270)	0	0	0	(270)	0	5,890	5,890	0	0
OV2569564	LAUGHLIN	NV		10/30/2020		0	0	(77)	0	0	0	(77)	0	1,137	1,137	0	0
OV2607222	CHEYENNE	WY		10/28/2020		0	0	(34)	0	0	0	(34)	0	813	813	0	0
OV2596564	BOISE	ID		10/30/2020		0	0	(53)	0	0	0	(53)	0	912	912	0	0
OV2595279	SAN ANTONIO	TX		10/30/2020		0	0	(35)	0	0	0	(35)	0	657	657	0	0
OV2569695	SOUTH PADRE ISLAND	TX		10/30/2020		0	0	(66)	0	0	0	(66)	0	946	946	0	0
OV2538659	CUMMING	GA		10/30/2020		0	0	(43)	0	0	0	(43)	0	899	899	0	0
OV2578040	GENOA CITY	WI		10/30/2020		0	0	(25)	0	0	0	(25)	0	474	474	0	0
OV2601896	LOUISVILLE	KY		10/30/2020		0	0	(15)	0	0	0	(15)	0	364	364	0	0
OV2607252	WINTER HAVEN	FL		10/30/2020		0	0	(19)	0	0	0	(19)	0	331	331	0	0
OV0794647	PANAMA CITY BEACH	FL		10/30/2020		0	0	(141)	0	0	0	(141)	0	1,527	1,527	0	0
OV2698235	ADDISON	IL		10/30/2020		0	0	(36)	0	0	0	(36)	0	618	618	0	0
OV2613453	SALT LAKE CITY	UT		10/30/2020		0	0	(77)	0	0	0	(77)	0	1,472	1,472	0	0
OV2575902	ROCHESTER	NH		10/30/2020		0	0	(29)	0	0	0	(29)	0	526	526	0	0
OV2549584	ALBUQUERQUE	NM		10/28/2020		0	0	(33)	0	0	0	(33)	0	529	529	0	0
OV2653001	HOUSTON	TX		10/30/2020		0	0	(48)	0	0	0	(48)	0	1,103	1,103	0	0

E02.100

STATEMENT AS OF JUNE 30, 2024 OF THE Reliance Standard Life Insurance Company

SCHEDULE B - PART 3

Showing All Mortgage Loans DISPOSED, Transferred or Repaid During the Current Quarter

1 Loan Number	2 Location		4 Loan Type	5 Date Acquired	6 Disposal Date	7 Book Value/ Recorded Investment Excluding Accrued Interest Prior Year	8 Change in Book Value/Recorded Investment					14 Book Value/ Recorded Investment Excluding Accrued Interest on Disposal	15 Consid- eration	16 Foreign Exchange Gain (Loss) on Disposal	17 Realized Gain (Loss) on Disposal	18 Total Gain (Loss) on Disposal	
	2 City	3 State					8 Unrealized Valuation Increase/ (Decrease)	9 Current Year's (Amortization) /Accretion	10 Current Year's Other- Than- Temporary Impairment Recognized	11 Capitalized Deferred Interest and Other	12 Total Change in Book Value (8+9-10+11)						13 Total Foreign Exchange Change in Book Value
OV2826082	DENVER	CO		10/30/2020		0	0	98	0	0	0	98	0	4,865	4,865	0	0
OV2620797	SPRING VALLEY	NY		10/30/2020		0	0	(208)	0	0	0	(208)	0	3,797	3,797	0	0
OV2603033	MEMPHIS	TN		10/30/2020		0	0	(25)	0	0	0	(25)	0	465	465	0	0
OV2552887	HAMMOND	IN		10/30/2020		0	0	(23)	0	0	0	(23)	0	413	413	0	0
OV2570728	POQUOSON	VA		10/30/2020		0	0	(72)	0	0	0	(72)	0	1,117	1,117	0	0
OV2676627	LEWISTON	ID		10/30/2020		0	0	(51)	0	0	0	(51)	0	477	477	0	0
OV2570575	ATLANTA	IN		10/30/2020		0	0	(20)	0	0	0	(20)	0	309	309	0	0
OV2629600	MEMPHIS	TN		10/30/2020		0	0	(18)	0	0	0	(18)	0	388	388	0	0
OV2664130	LONGMEADOW	MA		10/30/2020		0	0	(48)	0	0	0	(48)	0	648	648	0	0
OV2570886	METAIRIE	LA		10/28/2020		0	0	(24)	0	0	0	(24)	0	437	437	0	0
OV2549400	WEST PALM BEACH	FL		10/30/2020		0	0	(40)	0	0	0	(40)	0	756	756	0	0
OV2603048	WHITE SETTLEMENT	TX		10/30/2020		0	0	(26)	0	0	0	(26)	0	510	510	0	0
OV2851744	BOERNE	TX		10/30/2020		0	0	(52)	0	0	0	(52)	0	3,391	3,391	0	0
OV0794253	EAST HAMPTON	NY		10/30/2020		0	0	(78)	0	0	0	(78)	0	3,276	3,276	0	0
OV2568814	RIVERSIDE	CA		10/30/2020		0	0	(46)	0	0	0	(46)	0	1,055	1,055	0	0
OV2580611	SURPRISE	AZ		10/28/2020		0	0	(36)	0	0	0	(36)	0	817	817	0	0
OV2551269	ALTAMONTE SPRINGS	FL		10/30/2020		0	0	(94)	0	0	0	(94)	0	1,219	1,219	0	0
OV2555923	TUCSON	AZ		10/30/2020		0	0	(26)	0	0	0	(26)	0	482	482	0	0
OV2605753	LITTLE ROCK	AR		10/30/2020		0	0	(18)	0	0	0	(18)	0	328	328	0	0
OV2604580	RIDGE	NY		10/30/2020		0	0	(19)	0	0	0	(19)	0	381	381	0	0
OV2633251	VISALIA	CA		10/30/2020		0	0	(364)	0	0	0	(364)	0	5,006	5,006	0	0
OV2801307	ORLANDO	FL		10/30/2020		0	0	(49)	0	0	0	(49)	0	1,524	1,524	0	0
OV2639189	KILLEEN	TX		10/30/2020		0	0	(23)	0	0	0	(23)	0	413	413	0	0
OV2844168	BOSSIER CITY	LA		10/30/2020		0	0	(45)	0	0	0	(45)	0	2,866	2,866	0	0
OV2612720	HOUSTON	TX		10/30/2020		0	0	(60)	0	0	0	(60)	0	1,104	1,104	0	0
OV2786235	BUENA PARK	CA		10/30/2020		0	0	(41)	0	0	0	(41)	0	3,030	3,030	0	0
OV2604664	TACOMA	WA		10/30/2020		0	0	(60)	0	0	0	(60)	0	1,094	1,094	0	0
OV2798632	PRIOR LAKE	MINN		10/30/2020		0	0	(14)	0	0	0	(14)	0	1,325	1,325	0	0
OV2605756	CENTER POINT	AL		10/30/2020		0	0	(14)	0	0	0	(14)	0	244	244	0	0
OV2644411	WESTMINSTER	MD		10/30/2020		0	0	(45)	0	0	0	(45)	0	896	896	0	0
OV2757612	LONG BEACH	CA		10/30/2020		0	0	(44)	0	0	0	(44)	0	1,670	1,670	0	0
OV2570656	PHILADELPHIA	PA		10/30/2020		0	0	(41)	0	0	0	(41)	0	804	804	0	0
OV2573105	LOS ANGELES	CA		10/30/2020		0	0	(78)	0	0	0	(78)	0	1,505	1,505	0	0
OV2576006	CONROE	TX		10/30/2020		0	0	(23)	0	0	0	(23)	0	505	505	0	0
OV2560062	PONTE VEDRA BEACH	FL		10/30/2020		0	0	(29)	0	0	0	(29)	0	671	671	0	0
OV2608656	ATLANTIC CITY	NJ		10/28/2020		0	0	(10)	0	0	0	(10)	0	417	417	0	0
OV2622116	TACOMA	WA		10/30/2020		0	0	(52)	0	0	0	(52)	0	971	971	0	0
OV2598856	FORT WORTH	TX		10/30/2020		0	0	(27)	0	0	0	(27)	0	428	428	0	0
OV2576831	NASHVILLE	TN		10/30/2020		0	0	(98)	0	0	0	(98)	0	1,634	1,634	0	0
OV2597608	BRAWLEY	CA		10/30/2020		0	0	(38)	0	0	0	(38)	0	720	720	0	0
OV2602475	ATLANTA	GA		10/28/2020		0	0	(17)	0	0	0	(17)	0	939	939	0	0
OV2598556	WHITTIER	CA		10/30/2020		0	0	(61)	0	0	0	(61)	0	1,176	1,176	0	0
OV2556379	NEWARK	DE		10/30/2020		0	0	(43)	0	0	0	(43)	0	823	823	0	0
OV0792340	GREENWOOD	IN		10/30/2020		0	0	(30)	0	0	0	(30)	0	424	424	0	0
OV2594166	POMONA	CA		10/30/2020		0	0	(68)	0	0	0	(68)	0	1,245	1,245	0	0
OV2606992	WICHITA FALLS	TX		10/30/2020		0	0	(64)	0	0	0	(64)	0	1,121	1,121	0	0
OV2578571	LOGANVILLE	GA		10/30/2020		0	0	(60)	0	0	0	(60)	0	1,209	1,209	0	0
OV2548943	LOWELL	MA		10/30/2020		0	0	(56)	0	0	0	(56)	0	1,153	1,153	0	0
OV2622192	MELBOURNE	FL		10/30/2020		0	0	(26)	0	0	0	(26)	0	618	618	0	0
OV2616960	CLOVIS	NM		10/30/2020		0	0	(42)	0	0	0	(42)	0	655	655	0	0
OV2835184	SAINT HELENS	OR		10/30/2020		0	0	(73)	0	0	0	(73)	0	1,122	1,122	0	0

E02.101

STATEMENT AS OF JUNE 30, 2024 OF THE Reliance Standard Life Insurance Company

SCHEDULE B - PART 3

Showing All Mortgage Loans DISPOSED, Transferred or Repaid During the Current Quarter

1 Loan Number	2 Location		4 Loan Type	5 Date Acquired	6 Disposal Date	7 Book Value/ Recorded Investment Excluding Accrued Interest Prior Year	8 Change in Book Value/Recorded Investment						14 Book Value/ Recorded Investment Excluding Accrued Interest on Disposal	15 Consid- eration	16 Foreign Exchange Gain (Loss) on Disposal	17 Realized Gain (Loss) on Disposal	18 Total Gain (Loss) on Disposal
	2 City	3 State					8 Unrealized Valuation Increase/ (Decrease)	9 Current Year's (Amortization) /Accretion	10 Current Year's Other- Than- Temporary Impairment Recognized	11 Capitalized Deferred Interest and Other	12 Total Change in Book Value (8+9-10+11)	13 Total Foreign Exchange Change in Book Value					
OV2542159	NORTH LITTLE ROCK	AR		10/30/2020		0	0	(14)	0	0	0	(14)	0	249	249	0	0
OV2626331	LOS ANGELES	CA		10/30/2020		0	0	(31)	0	0	0	(31)	0	774	774	0	0
OV2607481	WOBURN	MA		10/30/2020		0	0	(80)	0	0	0	(80)	0	1,629	1,629	0	0
OV2680289	DES MOINES	IA		10/30/2020		0	0	(55)	0	0	0	(55)	0	535	535	0	0
OV2615369	EAST HAVEN	CT		10/30/2020		0	0	(32)	0	0	0	(32)	0	482	482	0	0
OV2559846	NEW HOPE	IN		10/28/2020		0	0	(47)	0	0	0	(47)	0	932	932	0	0
OV2599877	GROVELAND	FL		10/30/2020		0	0	(146)	0	0	0	(146)	0	2,659	2,659	0	0
OV2547234	AUGUSTA	ME		10/30/2020		0	0	(21)	0	0	0	(21)	0	378	378	0	0
OV2549354	RIVIERA BEACH	FL		10/30/2020		0	0	(32)	0	0	0	(32)	0	604	604	0	0
OV2577024	MEMPHIS	TN		10/30/2020		0	0	(14)	0	0	0	(14)	0	256	256	0	0
OV2769790	CHATTahoochee HILLS	GA		10/30/2020		0	0	(89)	0	0	0	(89)	0	3,786	3,786	0	0
OV2619412	AURORA	CO		10/30/2020		0	0	(44)	0	0	0	(44)	0	1,070	1,070	0	0
OV2838475	BERTHOUD	CO		10/30/2020		0	0	(7)	0	0	0	(7)	0	3,348	3,348	0	0
OV2606478	SUMMIT	IL		10/28/2020		0	0	(57)	0	0	0	(57)	0	772	772	0	0
OV2608655	GRAHAMSVILLE	NY		10/30/2020		0	0	(68)	0	0	0	(68)	0	1,240	1,240	0	0
OV2639902	NEW ORLEANS	LA		10/30/2020		0	0	(35)	0	0	0	(35)	0	720	720	0	0
OV0791943	PALM BEACH GARDENS	FL		10/30/2020		0	0	(157)	0	0	0	(157)	0	1,850	1,850	0	0
OV2763239	FORT LAUDERDALE	FL		10/30/2020		0	0	(85)	0	0	0	(85)	0	1,346	1,346	0	0
OV2764016	TORRANCE	CA		10/30/2020		0	0	51	0	0	0	51	0	2,756	2,756	0	0
OV2598094	LAKE WORTH	FL		10/30/2020		0	0	(45)	0	0	0	(45)	0	837	837	0	0
OV2613677	RIDGECREST	CA		10/30/2020		0	0	(25)	0	0	0	(25)	0	361	361	0	0
OV2810097	JERSEY CITY	NJ		10/30/2020		0	0	94	0	0	0	94	0	1,789	1,789	0	0
OV2613519	TOMS RIVER	NJ		10/30/2020		0	0	(33)	0	0	0	(33)	0	824	824	0	0
OV2597179	SHERMAN	TX		10/30/2020		0	0	(47)	0	0	0	(47)	0	679	679	0	0
OV2614455	DESERT HOT SPRINGS	CA		10/30/2020		0	0	(23)	0	0	0	(23)	0	470	470	0	0
OV2551778	RICHMOND	VA		10/30/2020		0	0	(14)	0	0	0	(14)	0	303	303	0	0
OV2623596	POUGHKEEPSIE	NY		10/30/2020		0	0	(22)	0	0	0	(22)	0	422	422	0	0
OV2610070	KEANSBURG	NJ		10/30/2020		0	0	(120)	0	0	0	(120)	0	1,489	1,489	0	0
OV2838283	FRANKLIN	TN		10/30/2020		0	0	1	0	0	0	1	0	5,786	5,786	0	0
OV2598865	MEMPHIS	TN		10/30/2020		0	0	(26)	0	0	0	(26)	0	464	464	0	0
OV2614074	SAINT LOUIS	MO		10/30/2020		0	0	(27)	0	0	0	(27)	0	396	396	0	0
OV2550744	MERRILLVILLE	IN		10/30/2020		0	0	(24)	0	0	0	(24)	0	446	446	0	0
OV2601863	CHESAPEAKE	VA		10/30/2020		0	0	(9)	0	0	0	(9)	0	810	810	0	0
OV2658412	FRESNO	CA		10/30/2020		0	0	(53)	0	0	0	(53)	0	638	638	0	0
OV2748679	MIAMI	FL		10/30/2020		0	0	26	0	0	0	26	0	1,174	1,174	0	0
OV2609163	LYNDHURST	OH		10/30/2020		0	0	(26)	0	0	0	(26)	0	406	406	0	0
OV2578491	FULTONDALE	AL		10/30/2020		0	0	(21)	0	0	0	(21)	0	378	378	0	0
OV2626821	WEATHERFORD	TX		10/30/2020		0	0	(21)	0	0	0	(21)	0	476	476	0	0
OV0794652	PANAMA CITY BEACH	FL		10/30/2020		0	0	(171)	0	0	0	(171)	0	2,314	2,314	0	0
OV2619210	CENTER POINT	AL		10/30/2020		0	0	(14)	0	0	0	(14)	0	282	282	0	0
OV2621937	BRADENTON	FL		10/30/2020		0	0	(25)	0	0	0	(25)	0	602	602	0	0
OV2605611	SAN ANTONIO	TX		10/28/2020		0	0	(23)	0	0	0	(23)	0	413	413	0	0
OV2569435	ALBUQUERQUE	NM		10/30/2020		0	0	(31)	0	0	0	(31)	0	614	614	0	0
OV2616945	CHI CAGO	IL		10/30/2020		0	0	(41)	0	0	0	(41)	0	744	744	0	0
OV2604549	HAMMOND	IN		10/30/2020		0	0	(17)	0	0	0	(17)	0	256	256	0	0
OV2615178	MUNFORD	AL		10/30/2020		0	0	(16)	0	0	0	(16)	0	314	314	0	0
OV2613294	PHILADELPHIA	PA		10/30/2020		0	0	(47)	0	0	0	(47)	0	774	774	0	0
OV2594790	MIAMI	FL		10/30/2020		0	0	(19)	0	0	0	(19)	0	1,160	1,160	0	0
OV2568031	BUCKEYE	AZ		10/30/2020		0	0	(58)	0	0	0	(58)	0	1,159	1,159	0	0
OV2805624	VANCOUVER	WA		10/30/2020		0	0	(42)	0	0	0	(42)	0	1,648	1,648	0	0
OV2621601	MIDFIELD	AL		10/30/2020		0	0	(30)	0	0	0	(30)	0	257	257	0	0

STATEMENT AS OF JUNE 30, 2024 OF THE Reliance Standard Life Insurance Company

SCHEDULE B - PART 3

Showing All Mortgage Loans DISPOSED, Transferred or Repaid During the Current Quarter

1 Loan Number	2 Location		4 Loan Type	5 Date Acquired	6 Disposal Date	7 Book Value/ Recorded Investment Excluding Accrued Interest Prior Year	8 Change in Book Value/Recorded Investment						14 Book Value/ Recorded Investment Excluding Accrued Interest on Disposal	15 Consid- eration	16 Foreign Exchange Gain (Loss) on Disposal	17 Realized Gain (Loss) on Disposal	18 Total Gain (Loss) on Disposal
	2 City	3 State					8 Unrealized Valuation Increase/ (Decrease)	9 Current Year's (Amortization) /Accretion	10 Current Year's Other- Than- Temporary Impairment Recognized	11 Capitalized Deferred Interest and Other	12 Total Change in Book Value (8+9-10+11)	13 Total Foreign Exchange Change in Book Value					
OV2658424	SIMPSONVILLE	SC		10/30/2020		0	0	(66)	0	0	0	(66)	0	727	727	0	0
OV2818052	SEASIDE	CA		10/30/2020		0	0	57	0	0	0	57	0	3,581	3,581	0	0
OV2560065	STATEN ISLAND	NY		10/30/2020		0	0	(65)	0	0	0	(65)	0	1,471	1,471	0	0
OV0794299	PHOENIX	AZ		10/30/2020		0	0	(45)	0	0	0	(45)	0	2,074	2,074	0	0
OV2623677	CANON CITY	CO		10/30/2020		0	0	(22)	0	0	0	(22)	0	419	419	0	0
OV2784953	PALATKA	FL		10/30/2020		0	0	2	0	0	0	2	0	3,408	3,408	0	0
OV2552027	LOS LUNAS	NM		10/30/2020		0	0	(29)	0	0	0	(29)	0	600	600	0	0
OV2576223	MONTICELLO	IN		10/30/2020		0	0	(52)	0	0	0	(52)	0	823	823	0	0
OV2629212	EDMOND	OK		10/30/2020		0	0	(25)	0	0	0	(25)	0	526	526	0	0
OV2541618	CLEARWATER	FL		10/30/2020		0	0	(28)	0	0	0	(28)	0	716	716	0	0
OV2718229	HOLIDAY	FL		10/30/2020		0	0	(44)	0	0	0	(44)	0	681	681	0	0
OV2549065	LAS VEGAS	NV		10/30/2020		0	0	(119)	0	0	0	(119)	0	2,487	2,487	0	0
OV2551479	MONTGOMERY	AL		10/30/2020		0	0	(18)	0	0	0	(18)	0	367	367	0	0
OV2616646	DAVENPORT	IA		10/30/2020		0	0	(22)	0	0	0	(22)	0	426	426	0	0
OV2779031	ARLETA	CA		10/30/2020		0	0	54	0	0	0	54	0	2,689	2,689	0	0
OV2696214	BAKERSFIELD	CA		10/30/2020		0	0	(68)	0	0	0	(68)	0	826	826	0	0
OV2618995	MEMPHIS	TN		10/30/2020		0	0	(16)	0	0	0	(16)	0	294	294	0	0
OV2577638	BAKERSFIELD	CA		10/30/2020		0	0	(18)	0	0	0	(18)	0	362	362	0	0
OV2556396	FORESTDALE	AL		10/30/2020		0	0	(29)	0	0	0	(29)	0	516	516	0	0
OV2783150	NEW ORLEANS	LA		10/30/2020		0	0	171	0	0	0	171	0	2,648	2,648	0	0
OV2611010	THREE SPRINGS	PA		10/30/2020		0	0	(19)	0	0	0	(19)	0	346	346	0	0
OV2634208	TEMPLE	GA		10/28/2020		0	0	(42)	0	0	0	(42)	0	546	546	0	0
OV2578706	OREM	UT		10/28/2020		0	0	(37)	0	0	0	(37)	0	840	840	0	0
OV2573612	KATY	TX		10/30/2020		0	0	(31)	0	0	0	(31)	0	568	568	0	0
OV0792337	CHARLOTTE	NC		10/28/2020		0	0	(29)	0	0	0	(29)	0	699	699	0	0
OV2597937	LAS VEGAS	NV		10/30/2020		0	0	(42)	0	0	0	(42)	0	792	792	0	0
OV2543106	LAS VEGAS	NV		10/30/2020		0	0	(19)	0	0	0	(19)	0	382	382	0	0
OV2613291	LODI	NJ		10/28/2020		0	0	(48)	0	0	0	(48)	0	1,048	1,048	0	0
OV2552551	RANCHO CORDOVA	CA		10/30/2020		0	0	(39)	0	0	0	(39)	0	793	793	0	0
OV2578323	LITHONIA	GA		10/30/2020		0	0	(103)	0	0	0	(103)	0	2,458	2,458	0	0
OV2549398	JACKSONVILLE	FL		10/30/2020		0	0	(40)	0	0	0	(40)	0	423	423	0	0
OV2609070	ALAMONTE SPRINGS	FL		10/30/2020		0	0	(21)	0	0	0	(21)	0	389	389	0	0
OV0791912	ATLANTIS	FL		10/30/2020		0	0	(23)	0	0	0	(23)	0	437	437	0	0
OV2667629	PALM BAY	FL		10/30/2020		0	0	(49)	0	0	0	(49)	0	448	448	0	0
OV2776005	NORTH HILLS	CA		10/30/2020		0	0	(9)	0	0	0	(9)	0	941	941	0	0
OV2575283	HEYBURN	ID		10/30/2020		0	0	(49)	0	0	0	(49)	0	912	912	0	0
OV2612894	KING GEORGE	VA		10/30/2020		0	0	(158)	0	0	0	(158)	0	2,471	2,471	0	0
OV2627895	HICKORY	NC		10/30/2020		0	0	(21)	0	0	0	(21)	0	313	313	0	0
OV2552947	SALINA	KS		10/30/2020		0	0	(20)	0	0	0	(20)	0	356	356	0	0
OV2573613	PINSON	AL		10/28/2020		0	0	(22)	0	0	0	(22)	0	296	296	0	0
OV2578552	DES MOINES	IA		10/30/2020		0	0	(54)	0	0	0	(54)	0	975	975	0	0
OV2558645	DAYTONA BEACH	FL		10/30/2020		0	0	(40)	0	0	0	(40)	0	965	965	0	0
OV2620516	BOYNTON BEACH	FL		10/30/2020		0	0	(62)	0	0	0	(62)	0	536	536	0	0
OV2604217	ATLANTA	GA		10/28/2020		0	0	(23)	0	0	0	(23)	0	331	331	0	0
OV2538373	BOYNTON BEACH	FL		10/30/2020		0	0	(27)	0	0	0	(27)	0	490	490	0	0
OV2621619	LITTLE ROCK	AR		10/30/2020		0	0	(16)	0	0	0	(16)	0	345	345	0	0
OV2683832	CAVE CREEK	AZ		10/30/2020		0	0	(63)	0	0	0	(63)	0	1,889	1,889	0	0
OV2580652	BONITA	CA		10/30/2020		0	0	(39)	0	0	0	(39)	0	841	841	0	0
OV2792488	GARLAND	TX		10/30/2020		0	0	(48)	0	0	0	(48)	0	2,572	2,572	0	0
OV2605549	ALAMONTE SPRINGS	FL		10/30/2020		0	0	(31)	0	0	0	(31)	0	486	486	0	0
OV2694952	FALLING WATERS	WV		10/30/2020		0	0	(70)	0	0	0	(70)	0	1,338	1,338	0	0

E02.103

STATEMENT AS OF JUNE 30, 2024 OF THE Reliance Standard Life Insurance Company

SCHEDULE B - PART 3

Showing All Mortgage Loans DISPOSED, Transferred or Repaid During the Current Quarter

1 Loan Number	2 Location		4 Loan Type	5 Date Acquired	6 Disposal Date	7 Book Value/ Recorded Investment Excluding Accrued Interest Prior Year	8 Change in Book Value/Recorded Investment						14 Book Value/ Recorded Investment Excluding Accrued Interest on Disposal	15 Consid- eration	16 Foreign Exchange Gain (Loss) on Disposal	17 Realized Gain (Loss) on Disposal	18 Total Gain (Loss) on Disposal
	2 City	3 State					8 Unrealized Valuation Increase/ (Decrease)	9 Current Year's (Amortization) /Accretion	10 Current Year's Other- Than- Temporary Impairment Recognized	11 Capitalized Deferred Interest and Other	12 Total Change in Book Value (8+9-10+11)	13 Total Foreign Exchange Change in Book Value					
OV2616967	KNOXVILLE	TN		10/30/2020		0	0	(31)	0	0	0	(31)	0	485	485	0	0
OV2610165	MEMPHIS	TN		10/30/2020		0	0	(19)	0	0	0	(19)	0	344	344	0	0
OV2571055	MEMPHIS	TN		10/30/2020		0	0	(18)	0	0	0	(18)	0	318	318	0	0
OV2617293	MEMPHIS	TN		10/30/2020		0	0	(18)	0	0	0	(18)	0	250	250	0	0
OV2608744	MIDDLETOWN	OH		10/30/2020		0	0	(14)	0	0	0	(14)	0	249	249	0	0
OV2535247	SAVANNAH	GA		10/30/2020		0	0	(24)	0	0	0	(24)	0	553	553	0	0
OV2605082	WONDER LAKE	IL		10/30/2020		0	0	(32)	0	0	0	(32)	0	612	612	0	0
OV2641916	HOLLAND	MI		10/30/2020		0	0	(122)	0	0	0	(122)	0	3,124	3,124	0	0
OV2602407	COLUMBIA	SC		10/30/2020		0	0	(24)	0	0	0	(24)	0	451	451	0	0
OV2578335	INVERNESS	FL		10/30/2020		0	0	(23)	0	0	0	(23)	0	411	411	0	0
OV2823875	MERIDIAN	ID		10/30/2020		0	0	(38)	0	0	0	(38)	0	1,181	1,181	0	0
OV2810824	JERSEY CITY	NJ		10/30/2020		0	0	(46)	0	0	0	(46)	0	1,337	1,337	0	0
OV2598862	KNOXVILLE	TN		10/30/2020		0	0	(27)	0	0	0	(27)	0	391	391	0	0
OV2784561	NEW ORLEANS	LA		10/30/2020		0	0	120	0	0	0	120	0	2,494	2,494	0	0
OV0794701	HOT SPRINGS	AR		10/30/2020		0	0	(34)	0	0	0	(34)	0	661	661	0	0
OV2624653	KILLEEN	TX		10/28/2020		0	0	(17)	0	0	0	(17)	0	284	284	0	0
OV2614748	BAKERSFIELD	CA		10/28/2020		0	0	(44)	0	0	0	(44)	0	522	522	0	0
OV2606893	MILWAUKEE	WI		10/30/2020		0	0	(48)	0	0	0	(48)	0	927	927	0	0
OV2594880	FORT WORTH	TX		10/30/2020		0	0	(41)	0	0	0	(41)	0	589	589	0	0
OV2595670	CHICAGO	IL		10/30/2020		0	0	(24)	0	0	0	(24)	0	338	338	0	0
OV2571439	NEW ORLEANS	LA		10/30/2020		0	0	(47)	0	0	0	(47)	0	920	920	0	0
OV2540394	WILLISTON PARK	NY		10/30/2020		0	0	(87)	0	0	0	(87)	0	2,066	2,066	0	0
OV2691212	TOMS RIVER	NJ		10/30/2020		0	0	(73)	0	0	0	(73)	0	1,352	1,352	0	0
OV2614880	STATEN ISLAND	NY		10/30/2020		0	0	(73)	0	0	0	(73)	0	1,314	1,314	0	0
OV2604312	KYLE	TX		10/30/2020		0	0	(35)	0	0	0	(35)	0	637	637	0	0
OV2597921	COTTONDALE	AL		10/30/2020		0	0	(30)	0	0	0	(30)	0	548	548	0	0
OV2777181	ARCADIA	FL		10/30/2020		0	0	(16)	0	0	0	(16)	0	1,083	1,083	0	0
OV2558216	NEW CASTLE	DE		10/30/2020		0	0	(31)	0	0	0	(31)	0	577	577	0	0
OV2550426	TUCSON	AZ		10/30/2020		0	0	(29)	0	0	0	(29)	0	699	699	0	0
OV2597409	SAN BERNARDINO	CA		10/30/2020		0	0	(46)	0	0	0	(46)	0	843	843	0	0
OV2608938	RIDGECREST	CA		10/30/2020		0	0	(42)	0	0	0	(42)	0	797	797	0	0
OV2557586	FORT WORTH	TX		10/28/2020		0	0	(48)	0	0	0	(48)	0	704	704	0	0
OV2836776	FLAGLER BEACH	FL		10/30/2020		0	0	(79)	0	0	0	(79)	0	3,027	3,027	0	0
OV2553409	SACRAMENTO	CA		10/30/2020		0	0	(55)	0	0	0	(55)	0	1,042	1,042	0	0
OV2866499	PHILADELPHIA	PA		10/30/2020		0	0	(55)	0	0	0	(55)	0	7,257	7,257	0	0
OV0794699	HOLLYWOOD	FL		10/30/2020		0	0	(93)	0	0	0	(93)	0	2,872	2,872	0	0
OV2577916	HUNTSVILLE	AL		10/30/2020		0	0	(17)	0	0	0	(17)	0	294	294	0	0
OV2616626	AURORA	IL		10/30/2020		0	0	(21)	0	0	0	(21)	0	315	315	0	0
OV2539472	SPRING	TX		10/30/2020		0	0	(24)	0	0	0	(24)	0	432	432	0	0
OV0791972	PALM CITY	FL		10/30/2020		0	0	11	0	0	0	11	0	640	640	0	0
OV2578172	OCALA	FL		10/30/2020		0	0	(22)	0	0	0	(22)	0	332	332	0	0
OV2570904	ANCHORAGE	AK		10/30/2020		0	0	(12)	0	0	0	(12)	0	229	229	0	0
OV2548744	WHITE SETTLEMENT	TX		10/30/2020		0	0	(119)	0	0	0	(119)	0	2,150	2,150	0	0
OV2601772	MIAMI	FL		10/30/2020		0	0	(107)	0	0	0	(107)	0	1,135	1,135	0	0
OV2560047	CENTERVILLE	UT		10/30/2020		0	0	(51)	0	0	0	(51)	0	1,039	1,039	0	0
OV2850918	RANCHO SANTA FE	CA		10/30/2020		0	0	(63)	0	0	0	(63)	0	3,198	3,198	0	0
OV2602519	MEMPHIS	TN		10/30/2020		0	0	(26)	0	0	0	(26)	0	465	465	0	0
OV2556242	WEST VALLEY CITY	UT		10/30/2020		0	0	(42)	0	0	0	(42)	0	854	854	0	0
OV2692092	GRANDVIEW	MO		10/30/2020		0	0	(36)	0	0	0	(36)	0	335	335	0	0
OV2543294	BALTIMORE	MD		10/30/2020		0	0	(15)	0	0	0	(15)	0	256	256	0	0
OV2615766	SHAFTER	CA		10/30/2020		0	0	(39)	0	0	0	(39)	0	766	766	0	0

E02.104

STATEMENT AS OF JUNE 30, 2024 OF THE Reliance Standard Life Insurance Company

SCHEDULE B - PART 3

Showing All Mortgage Loans DISPOSED, Transferred or Repaid During the Current Quarter

1 Loan Number	2 Location		4 Loan Type	5 Date Acquired	6 Disposal Date	7 Book Value/ Recorded Investment Excluding Accrued Interest Prior Year	8 Change in Book Value/Recorded Investment						14 Book Value/ Recorded Investment Excluding Accrued Interest on Disposal	15 Consid- eration	16 Foreign Exchange Gain (Loss) on Disposal	17 Realized Gain (Loss) on Disposal	18 Total Gain (Loss) on Disposal	
	2 City	3 State					8 Unrealized Valuation Increase/ (Decrease)	9 Current Year's (Amortization) /Accretion	10 Current Year's Other- Than- Temporary Impairment Recognized	11 Capitalized Deferred Interest and Other	12 Total Change in Book Value (8+9-10+11)	13 Total Foreign Exchange Change in Book Value						
OV2541624	BROOKLYN	NY		10/28/2020		0	0	(493)	0	0	0	(493)	0	9,466	9,466	0	0	0
OV2558745	TAMPA	FL		10/30/2020		0	0	(115)	0	0	0	(115)	0	1,244	1,244	0	0	0
OV2612543	KANSAS CITY	MO		10/30/2020		0	0	(17)	0	0	0	(17)	0	314	314	0	0	0
OV2575289	TACOMA	WA		10/30/2020		0	0	(41)	0	0	0	(41)	0	700	700	0	0	0
OV2624976	TEMPLE	TX		10/28/2020		0	0	(28)	0	0	0	(28)	0	469	469	0	0	0
OV0793719	FORT LAUDERDALE	FL		10/30/2020		0	0	(172)	0	0	0	(172)	0	4,516	4,516	0	0	0
OV2547102	PORTER	TX		10/30/2020		0	0	26	0	0	0	26	0	681	681	0	0	0
OV2604774	WILMINGTON	NC		10/30/2020		0	0	(32)	0	0	0	(32)	0	472	472	0	0	0
OV2569285	CHICAGO	IL		10/28/2020		0	0	(27)	0	0	0	(27)	0	467	467	0	0	0
OV2549244	BROOKFIELD	IL		10/30/2020		0	0	(49)	0	0	0	(49)	0	959	959	0	0	0
OV0794293	ST. CLAIR SHORES	MI		10/30/2020		0	0	(45)	0	0	0	(45)	0	1,232	1,232	0	0	0
OV2635042	TEMPLE	TX		10/30/2020		0	0	(45)	0	0	0	(45)	0	436	436	0	0	0
OV2626239	AUSTIN	TX		10/28/2020		0	0	(21)	0	0	0	(21)	0	551	551	0	0	0
OV2575576	WEST JORDAN	UT		10/30/2020		0	0	(35)	0	0	0	(35)	0	1,237	1,237	0	0	0
OV2784857	LAS VEGAS	NV		10/30/2020		0	0	(23)	0	0	0	(23)	0	1,181	1,181	0	0	0
OV2557659	SPRINGFIELD	VA		10/30/2020		0	0	(68)	0	0	0	(68)	0	1,500	1,500	0	0	0
OV2569128	MATTESON	IL		10/30/2020		0	0	(27)	0	0	0	(27)	0	510	510	0	0	0
OV2838439	FORT WORTH	TX		10/30/2020		0	0	(56)	0	0	0	(56)	0	5,414	5,414	0	0	0
OV2636686	PHILADELPHIA	PA		10/30/2020		0	0	(17)	0	0	0	(17)	0	420	420	0	0	0
OV2607689	LAS VEGAS	NV		10/30/2020		0	0	(83)	0	0	0	(83)	0	1,447	1,447	0	0	0
OV2736158	KANSAS CITY	MO		10/30/2020		0	0	(17)	0	0	0	(17)	0	391	391	0	0	0
OV2553408	HOFFMAN ESTATES	IL		10/30/2020		0	0	(36)	0	0	0	(36)	0	778	778	0	0	0
OV2613113	MORGANTOWN	WV		10/30/2020		0	0	(16)	0	0	0	(16)	0	417	417	0	0	0
OV2525519	DALLAS	TX		10/28/2020		0	0	(48)	0	0	0	(48)	0	1,302	1,302	0	0	0
OV2607662	WEST PALM BEACH	FL		10/30/2020		0	0	(28)	0	0	0	(28)	0	558	558	0	0	0
OV2577501	PRESCOTT	AZ		10/30/2020		0	0	(30)	0	0	0	(30)	0	642	642	0	0	0
OV2594343	BATON ROUGE	LA		10/30/2020		0	0	(30)	0	0	0	(30)	0	549	549	0	0	0
OV2768068	LITTLETON	CO		10/30/2020		0	0	(106)	0	0	0	(106)	0	3,381	3,381	0	0	0
OV2616268	LINCOLN	NE		10/30/2020		0	0	(26)	0	0	0	(26)	0	530	530	0	0	0
OV2578080	BROOKLYN	NY		10/30/2020		0	0	(122)	0	0	0	(122)	0	2,468	2,468	0	0	0
OV2581392	LUDLOW	MA		10/30/2020		0	0	(31)	0	0	0	(31)	0	573	573	0	0	0
OV2605782	ROCKWALL	TX		10/30/2020		0	0	(36)	0	0	0	(36)	0	699	699	0	0	0
OV2573456	HOUSTON	TX		10/28/2020		0	0	(65)	0	0	0	(65)	0	1,003	1,003	0	0	0
OV2537511	FORT PIERCE	FL		10/30/2020		0	0	(16)	0	0	0	(16)	0	301	301	0	0	0
OV2578532	FARMERSVILLE	CA		10/30/2020		0	0	(37)	0	0	0	(37)	0	543	543	0	0	0
OV0794295	CHESTERFIELD	MO		10/30/2020		0	0	(49)	0	0	0	(49)	0	13,224	13,224	0	0	0
OV2780708	LOS ANGELES	CA		10/30/2020		0	0	(3)	0	0	0	(3)	0	5,373	5,373	0	0	0
OV2615318	FUQUAY VARINA	NC		10/30/2020		0	0	(57)	0	0	0	(57)	0	1,184	1,184	0	0	0
OV2633777	TUCSON	AZ		10/30/2020		0	0	(21)	0	0	0	(21)	0	388	388	0	0	0
OV2804889	NEWMAN	GA		10/30/2020		0	0	(13)	0	0	0	(13)	0	620	620	0	0	0
OV2598749	FRESNO	CA		10/28/2020		0	0	(788)	0	0	0	(788)	0	13,511	13,511	0	0	0
OV2559883	RENO	NV		10/30/2020		0	0	(34)	0	0	0	(34)	0	992	992	0	0	0
OV2616947	MEMPHIS	TN		10/30/2020		0	0	(16)	0	0	0	(16)	0	287	287	0	0	0
OV2668344	FRESNO	CA		10/30/2020		0	0	(62)	0	0	0	(62)	0	1,217	1,217	0	0	0
OV2597419	LITTLE ELM	TX		10/30/2020		0	0	(46)	0	0	0	(46)	0	862	862	0	0	0
OV2618999	BIRMINGHAM	AL		10/30/2020		0	0	(15)	0	0	0	(15)	0	290	290	0	0	0
OV2575196	HALLANDALE BEACH	FL		10/28/2020		0	0	(52)	0	0	0	(52)	0	834	834	0	0	0
BLASRPORT	BRONX	NY		03/24/2023		0	0	0	0	0	0	0	0	81,425	81,425	0	0	0
LN0015163	ATLANTA	GA		11/04/2020		0	0	0	0	0	0	0	0	2,413	2,413	0	0	0
LN0015162	ATLANTA	GA		05/10/2023		0	0	0	0	0	0	0	0	50,928	50,928	0	0	0
LN0010003	ATLANTA	GA		05/10/2023		0	0	0	0	0	0	0	0	65,257	65,257	0	0	0

E02.105

STATEMENT AS OF JUNE 30, 2024 OF THE Reliance Standard Life Insurance Company

SCHEDULE B - PART 3

Showing All Mortgage Loans DISPOSED, Transferred or Repaid During the Current Quarter

1 Loan Number	2 Location		4 Loan Type	5 Date Acquired	6 Disposal Date	7 Book Value/ Recorded Investment Excluding Accrued Interest Prior Year	8 Change in Book Value/Recorded Investment						14 Book Value/ Recorded Investment Excluding Accrued Interest on Disposal	15 Consid- eration	16 Foreign Exchange Gain (Loss) on Disposal	17 Realized Gain (Loss) on Disposal	18 Total Gain (Loss) on Disposal
	2 City	3 State					8 Unrealized Valuation Increase/ (Decrease)	9 Current Year's (Amortization) /Accretion	10 Current Year's Other- Than- Temporary Impairment Recognized	11 Capitalized Deferred Interest and Other	12 Total Change in Book Value (8+9-10+11)	13 Total Foreign Exchange Change in Book Value					
102052053	BROOKLYN	MD		11/03/2020		0	0	0	0	0	0	0	474	474	0	0	0
501276101	BRILLIANT	OH		11/03/2020		0	0	0	0	0	0	0	400	400	0	0	0
064488927	CYPRESS	TX		11/03/2020		0	0	0	0	0	0	0	722	722	0	0	0
102066730	LINDEN	MI		11/03/2020		0	0	0	0	0	0	0	1,117	1,117	0	0	0
102076826	TORRINGTON	CT		11/03/2020		0	0	0	0	0	0	0	644	644	0	0	0
102074792	STONE MOUNTAIN	GA		11/03/2020		0	0	0	0	0	0	0	1,177	1,177	0	0	0
102068023	SAINT CLOUD	FL		11/03/2020		0	0	0	0	0	0	0	907	907	0	0	0
400005607	LIBERTY HILL	TX		11/03/2020		0	0	0	0	0	0	0	615	615	0	0	0
102048344	FORT WAYNE	IN		11/03/2020		0	0	0	0	0	0	0	778	778	0	0	0
102048541	ODESSA	TX		11/03/2020		0	0	0	0	0	0	0	721	721	0	0	0
400010629	MINDEN	LA		11/03/2020		0	0	0	0	0	0	0	249	249	0	0	0
102081321	DICKINSON	ND		11/03/2020		0	0	0	0	0	0	0	1,777	1,777	0	0	0
102065753	UPPER MARLBORO	MD		11/03/2020		0	0	0	0	0	0	0	3,049	3,049	0	0	0
400015195	BROWNSVILLE	TX		11/03/2020		0	0	0	0	0	0	0	574	574	0	0	0
102032222	KILGORE	TX		11/03/2020		0	0	0	0	0	0	0	1,391	1,391	0	0	0
400328861	CONCORD	NC		11/01/2020		0	0	0	0	0	0	0	570	570	0	0	0
400605990	BOLINGBROOK	IL		11/01/2020		0	0	0	0	0	0	0	1,006	1,006	0	0	0
200039410	DECATUR	GA		11/01/2020		0	0	0	0	0	0	0	750	750	0	0	0
400668847	LITTLE ROCK	AR		11/01/2020		0	0	0	0	0	0	0	485	485	0	0	0
400345268	MONTGOMERY	AL		11/01/2020		0	0	0	0	0	0	0	1,280	1,280	0	0	0
300061372	CARLSBAD	NM		11/01/2020		0	0	0	0	0	0	0	612	612	0	0	0
400659969	BUCKLEY	WA		11/01/2020		0	0	0	0	0	0	0	948	948	0	0	0
0V2541638	CAPE CORAL	FL		11/30/2020		0	0	(32)	0	0	0	0	728	728	0	0	0
0V2572979	BEAVERTON	OR		11/30/2020		0	0	(34)	0	0	0	0	877	877	0	0	0
0V2553158	NASHVILLE	TN		11/30/2020		0	0	(59)	0	0	0	0	945	945	0	0	0
0V2777261	GLEN BURNIE	MD		11/30/2020		0	0	15	0	0	0	0	972	972	0	0	0
0V2570514	COMPTON	CA		11/30/2020		0	0	166	0	0	0	0	1,126	1,126	0	0	0
0V2760310	PEORIA	AZ		11/30/2020		0	0	(52)	0	0	0	0	1,639	1,639	0	0	0
0V2778800	LAS VEGAS	NV		11/30/2020		0	0	(59)	0	0	0	0	1,691	1,691	0	0	0
0V2612563	ORLANDO	FL		11/30/2020		0	0	(31)	0	0	0	0	310	310	0	0	0
0V2578044	MUNDELEIN	IL		11/30/2020		0	0	(37)	0	0	0	0	714	714	0	0	0
0V2542030	HAPPY VALLEY	OR		11/30/2020		0	0	20	0	0	0	0	558	558	0	0	0
0V2580718	LUBBOCK	TX		11/30/2020		0	0	(28)	0	0	0	0	482	482	0	0	0
0V2580793	COMPTON	CA		11/30/2020		0	0	147	0	0	0	0	1,288	1,288	0	0	0
0V2779632	TOQUERVILLE	UT		11/30/2020		0	0	1	0	0	0	0	1,006	1,006	0	0	0
0V2834381	MOBILE	AL		11/30/2020		0	0	(19)	0	0	0	0	641	641	0	0	0
0V2543397	HAPPY VALLEY	OR		11/30/2020		0	0	(31)	0	0	0	0	666	666	0	0	0
0V2780969	OVERLAND PARK	KS		11/30/2020		0	0	(36)	0	0	0	0	1,038	1,038	0	0	0
0V0792739	HOMESTEAD	FL		11/30/2020		0	0	(58)	0	0	0	0	646	646	0	0	0
0V2763187	NEWARK	NJ		11/30/2020		0	0	22	0	0	0	0	1,163	1,163	0	0	0
0V2779611	FORT WORTH	TX		11/30/2020		0	0	(24)	0	0	0	0	536	536	0	0	0
0V2598172	HOLLYWOOD	FL		11/30/2020		0	0	(40)	0	0	0	0	714	714	0	0	0
0V2786256	RICHMOND	TX		11/30/2020		0	0	(61)	0	0	0	0	1,236	1,236	0	0	0
0V2772294	FREEHOLD	NJ		11/30/2020		0	0	(16)	0	0	0	0	1,735	1,735	0	0	0
0V2601569	SHERMAN	TX		11/30/2020		0	0	(46)	0	0	0	0	672	672	0	0	0
0V2568835	CATHEDRAL CITY	CA		11/30/2020		0	0	(99)	0	0	0	0	1,334	1,334	0	0	0
0V2803497	SAINT LOUIS	MO		11/30/2020		0	0	(45)	0	0	0	0	1,147	1,147	0	0	0
0V2770181	ELK GROVE	CA		11/30/2020		0	0	(33)	0	0	0	0	1,641	1,641	0	0	0
0V2578512	CHATTANOOGA	TN		11/30/2020		0	0	(40)	0	0	0	0	601	601	0	0	0
0V2532443	RIVER OAKS	TX		11/30/2020		0	0	(39)	0	0	0	0	765	765	0	0	0
0V2768330	PORTLAND	OR		11/30/2020		0	0	8	0	0	0	0	1,028	1,028	0	0	0

E02.106

STATEMENT AS OF JUNE 30, 2024 OF THE Reliance Standard Life Insurance Company

SCHEDULE B - PART 3

Showing All Mortgage Loans DISPOSED, Transferred or Repaid During the Current Quarter

1 Loan Number	2 Location		4 Loan Type	5 Date Acquired	6 Disposal Date	7 Book Value/ Recorded Investment Excluding Accrued Interest Prior Year	8 Change in Book Value/Recorded Investment						14 Book Value/ Recorded Investment Excluding Accrued Interest on Disposal	15 Consid- eration	16 Foreign Exchange Gain (Loss) on Disposal	17 Realized Gain (Loss) on Disposal	18 Total Gain (Loss) on Disposal	
	2 City	3 State					8 Unrealized Valuation Increase/ (Decrease)	9 Current Year's (Amortization) /Accretion	10 Current Year's Other- Than- Temporary Impairment Recognized	11 Capitalized Deferred Interest and Other	12 Total Change in Book Value (8+9-10+11)	13 Total Foreign Exchange Change in Book Value						
0V2625800	MESQUITE	TX		11/30/2020		0	0	(26)	0	0	0	(26)	0	494	494	0	0	0
0V2779985	EVANSTON	IL		11/30/2020		0	0	291	0	0	0	291	0	4,390	4,390	0	0	0
0V2792294	PARKLAND	FL		11/30/2020		0	0	(65)	0	0	0	(65)	0	1,613	1,613	0	0	0
0V2816666	TAMPA	FL		11/30/2020		0	0	16	0	0	0	16	0	1,046	1,046	0	0	0
0V2817309	MIAMI	FL		11/30/2020		0	0	(8)	0	0	0	(8)	0	2,180	2,180	0	0	0
0V2958334	ALEXANDRIA	VA		12/28/2020		0	0	(44)	0	0	0	(44)	0	2,937	2,937	0	0	0
0V2962391	KING WILLIAM	VA		12/28/2020		0	0	(34)	0	0	0	(34)	0	1,084	1,084	0	0	0
0V0812476	JONES	OK		12/28/2020		0	0	(171)	0	0	0	(171)	0	9,379	9,379	0	0	0
0V2962910	DENVER	CO		12/28/2020		0	0	(58)	0	0	0	(58)	0	1,680	1,680	0	0	0
0V2963266	SANTA ANA	CA		12/28/2020		0	0	(100)	0	0	0	(100)	0	2,764	2,764	0	0	0
0V2609951	SIMONTON	TX		12/28/2020		0	0	(53)	0	0	0	(53)	0	915	915	0	0	0
0V0812478	BALL GROUND	GA		12/28/2020		0	0	(160)	0	0	0	(160)	0	11,961	11,961	0	0	0
0V2963217	WEST VALLEY CITY	UT		12/28/2020		0	0	(41)	0	0	0	(41)	0	1,337	1,337	0	0	0
0V2802500	LYNDHURST	NJ		12/28/2020		0	0	68	0	0	0	68	0	2,367	2,367	0	0	0
0V2955919	MODESTO	CA		12/28/2020		0	0	(46)	0	0	0	(46)	0	1,289	1,289	0	0	0
0V2550986	HOUSTON	TX		12/28/2020		0	0	(36)	0	0	0	(36)	0	648	648	0	0	0
0V0812469	GARDEN GROVE	CA		12/28/2020		0	0	(136)	0	0	0	(136)	0	6,993	6,993	0	0	0
0V2956067	RICHMOND	VA		12/28/2020		0	0	(42)	0	0	0	(42)	0	1,185	1,185	0	0	0
0V2960461	BATTLE GROUND	WA		12/28/2020		0	0	(46)	0	0	0	(46)	0	1,428	1,428	0	0	0
0V2961749	CHICAGO	IL		12/28/2020		0	0	(128)	0	0	0	(128)	0	4,628	4,628	0	0	0
0V2956096	FORT COLLINS	CO		12/28/2020		0	0	(70)	0	0	0	(70)	0	1,889	1,889	0	0	0
0V0812470	SACRAMENTO	CA		12/28/2020		0	0	(109)	0	0	0	(109)	0	5,347	5,347	0	0	0
0V2962331	JACKSONVILLE	FL		12/28/2020		0	0	(93)	0	0	0	(93)	0	2,637	2,637	0	0	0
0V2962645	OCEANSIDE	CA		12/28/2020		0	0	(152)	0	0	0	(152)	0	4,871	4,871	0	0	0
0V0812467	YUCCA VALLEY	CA		12/28/2020		0	0	(104)	0	0	0	(104)	0	5,598	5,598	0	0	0
0V2963265	SANTA ANA	CA		12/28/2020		0	0	(103)	0	0	0	(103)	0	2,858	2,858	0	0	0
0V2957362	LOS ANGELES	CA		12/28/2020		0	0	(73)	0	0	0	(73)	0	2,532	2,532	0	0	0
0V2957087	COLORADO SPRINGS	CO		12/28/2020		0	0	(44)	0	0	0	(44)	0	1,374	1,374	0	0	0
0V2805024	LEAGUE CITY	TX		12/28/2020		0	0	11	0	0	0	11	0	969	969	0	0	0
0V2613353	ADKINS	TX		12/28/2020		0	0	(26)	0	0	0	(26)	0	439	439	0	0	0
0V2963218	HUTCHISON ISLAND	FL		12/28/2020		0	0	(48)	0	0	0	(48)	0	1,639	1,639	0	0	0
0V2813912	FAIRFIELD	NJ		12/28/2020		0	0	(8)	0	0	0	(8)	0	1,412	1,412	0	0	0
0V2961690	FORT LAUDERDALE	FL		12/28/2020		0	0	(35)	0	0	0	(35)	0	1,081	1,081	0	0	0
0V0812473	BURNSVILLE	NC		12/28/2020		0	0	(24)	0	0	0	(24)	0	444	444	0	0	0
0V2604594	EAST PROVIDENCE	RI		12/28/2020		0	0	(33)	0	0	0	(33)	0	985	985	0	0	0
0V2958961	AUSTIN	TX		12/28/2020		0	0	(109)	0	0	0	(109)	0	2,857	2,857	0	0	0
0V2676006	CARNELIAN BAY	CA		12/28/2020		0	0	(39)	0	0	0	(39)	0	2,013	2,013	0	0	0
0V2956064	HERNDON	VA		12/28/2020		0	0	(46)	0	0	0	(46)	0	1,670	1,670	0	0	0
0V2963411	ANTIOCH	TN		12/28/2020		0	0	(30)	0	0	0	(30)	0	1,087	1,087	0	0	0
0V2960460	NATIONAL CITY	CA		12/28/2020		0	0	(67)	0	0	0	(67)	0	2,026	2,026	0	0	0
0V0812466	PARAMUS	NJ		12/28/2020		0	0	(80)	0	0	0	(80)	0	6,743	6,743	0	0	0
0V2956427	LOS ANGELES	CA		12/28/2020		0	0	(81)	0	0	0	(81)	0	2,222	2,222	0	0	0
0V2950946	NEWARK	DE		12/28/2020		0	0	(44)	0	0	0	(44)	0	1,282	1,282	0	0	0
300065564	DELTONA	FL		01/01/2021		0	0	0	0	0	0	0	0	322	322	0	0	0
200118352	NEW PALESTINE	IN		01/01/2021		0	0	0	0	0	0	0	0	1,129	1,129	0	0	0
400779662	ALBUQUERQUE	NM		01/01/2021		0	0	0	0	0	0	0	0	2,092	2,092	0	0	0
400343057	NORFOLK	VA		01/01/2021		0	0	0	0	0	0	0	0	817	817	0	0	0
400306296	STROUD	OK		01/01/2021		0	0	0	0	0	0	0	0	840	840	0	0	0
700200460	GREENBELT	MD		01/01/2021		0	0	0	0	0	0	0	0	1,178	1,178	0	0	0
300069235	GRANITEVILLE	SC		01/01/2021		0	0	0	0	0	0	0	0	1,764	1,764	0	0	0
400743721	ELK CITY	OK		01/01/2021		0	0	0	0	0	0	0	0	33,609	33,609	0	0	0

E02.107

STATEMENT AS OF JUNE 30, 2024 OF THE Reliance Standard Life Insurance Company

SCHEDULE B - PART 3

Showing All Mortgage Loans DISPOSED, Transferred or Repaid During the Current Quarter

1 Loan Number	2 Location		4 Loan Type	5 Date Acquired	6 Disposal Date	7 Book Value/ Recorded Investment Excluding Accrued Interest Prior Year	8 Change in Book Value/Recorded Investment					14 Book Value/ Recorded Investment Excluding Accrued Interest on Disposal	15 Consid- eration	16 Foreign Exchange Gain (Loss) on Disposal	17 Realized Gain (Loss) on Disposal	18 Total Gain (Loss) on Disposal
	2 City	3 State					8 Unrealized Valuation Increase/ (Decrease)	9 Current Year's (Amortization) /Accretion	10 Current Year's Other- Than- Temporary Impairment Recognized	11 Capitalized Deferred Interest and Other	12 Total Change in Book Value (8+9-10+11)					
700221952	BLYTHEVILLE	AR		01/01/2021		0	0	0	0	0	0	0	65		0	0
200031079	LEXINGTON	KY		01/01/2021		0	0	0	0	0	0	0	375		0	0
300068581	HOLLYWOOD	FL		01/01/2021		0	0	0	0	0	0	0	2,038		0	0
400303934	JANESVILLE	WI		01/01/2021		0	0	0	0	0	0	0	822		0	0
400297375	NEW ORLEANS	LA		01/01/2021		0	0	0	0	0	0	0	471		0	0
400684682	MYRTLE BEACH	SC		01/01/2021		0	0	0	0	0	0	0	1,124		0	0
400671656	STATEN ISLAND	NY		01/01/2021		0	0	0	0	0	0	0	3,123		0	0
400616535	ANGLETON	TX		01/01/2021		0	0	0	0	0	0	0	313		0	0
400611228	GREENWOOD	IN		01/01/2021		0	0	0	0	0	0	0	767		0	0
400658615	ROCKFORD	IL		01/01/2021		0	0	0	0	0	0	0	680		0	0
400604204	HARVEY	LA		01/01/2021		0	0	0	0	0	0	0	760		0	0
400326527	MEMPHIS	TN		01/01/2021		0	0	0	0	0	0	0	346		0	0
600026117	LITHONIA	GA		01/01/2021		0	0	0	0	0	0	0	929		0	0
400056847	OCEANSIDE	NY		01/01/2021		0	0	0	0	0	0	0	2,450		0	0
400353556	HARTSELLE	AL		01/01/2021		0	0	0	0	0	0	0	1,710		0	0
400658630	CAMDEN	NJ		01/01/2021		0	0	0	0	0	0	0	253		0	0
300069968	MIAMI GARDENS	FL		01/01/2021		0	0	0	0	0	0	0	121		0	0
200065632	SAINT CLAIR SHORES	MI		01/01/2021		0	0	0	0	0	0	0	331		0	0
400602074	MIDWAY CITY	CA		01/01/2021		0	0	0	0	0	0	0	633		0	0
400301170	MIAMI	FL		01/01/2021		0	0	0	0	0	0	0	3,489		0	0
400110109	SAN ANTONIO	TX		01/01/2021		0	0	0	0	0	0	0	2,767		0	0
400313870	KENNEBUNK	ME		01/01/2021		0	0	0	0	0	0	0	600		0	0
400753091	HATFIELD	PA		01/01/2021		0	0	0	0	0	0	0	1,155		0	0
400766426	RIVERSIDE	CA		01/01/2021		0	0	0	0	0	0	0	555		0	0
600031817	FLINT	MI		01/01/2021		0	0	0	0	0	0	0	366		0	0
400164900	PAIPA	TX		01/01/2021		0	0	0	0	0	0	0	473		0	0
400621326	HORN LAKE	MS		01/01/2021		0	0	0	0	0	0	0	1,150		0	0
400357401	SELMA	AL		01/01/2021		0	0	0	0	0	0	0	19		0	0
0V2970890	ADDISON	IL		01/28/2021		0	0	(30)	0	0	0	0	1,894		0	0
0V2965813	WEST HOLLYWOOD	CA		01/28/2021		0	0	(57)	0	0	0	0	2,422		0	0
0V2978674	KANSAS CITY	KS		01/28/2021		0	0	(22)	0	0	0	0	1,725		0	0
0V2976076	LOS ANGELES	CA		01/28/2021		0	0	(52)	0	0	0	0	3,404		0	0
0V2974996	MIAMI	FL		01/28/2021		0	0	(34)	0	0	0	0	1,381		0	0
0V2975759	TEMPE	AZ		01/28/2021		0	0	(28)	0	0	0	0	2,511		0	0
0V2977836	AUSTIN	TX		01/28/2021		0	0	(30)	0	0	0	0	1,408		0	0
0V2975620	HARLINGEN	TX		01/28/2021		0	0	(31)	0	0	0	0	1,243		0	0
0V2977790	WAUWATOSA	WI		01/28/2021		0	0	(23)	0	0	0	0	1,211		0	0
0V2972733	CANBY	OR		01/28/2021		0	0	(42)	0	0	0	0	1,924		0	0
0V2978292	OLDTOWN	ID		01/28/2021		0	0	(54)	0	0	0	0	2,215		0	0
0V2968536	MEDFORD	MA		01/28/2021		0	0	(98)	0	0	0	0	3,226		0	0
0V2970019	SAN JOSE	CA		01/28/2021		0	0	(44)	0	0	0	0	3,015		0	0
0V2976505	GLENDALE	AZ		01/28/2021		0	0	(42)	0	0	0	0	1,527		0	0
0V2974885	SOUTH GATE	CA		01/28/2021		0	0	(38)	0	0	0	0	2,769		0	0
0V2972664	BELL	CA		01/28/2021		0	0	(28)	0	0	0	0	2,055		0	0
0V2975968	COLORADO SPRINGS	CO		01/28/2021		0	0	(50)	0	0	0	0	2,300		0	0
0V2972012	BATTLE GROUND	WA		01/28/2021		0	0	(12)	0	0	0	0	1,227		0	0
0V2969109	TORRANCE	CA		01/28/2021		0	0	(5)	0	0	0	0	4,122		0	0
0V2976426	MARYSVILLE	WA		01/28/2021		0	0	(29)	0	0	0	0	2,261		0	0
0V2975182	ATIWATER	CA		01/28/2021		0	0	(27)	0	0	0	0	1,334		0	0
0V2968745	ORLANDO	FL		01/28/2021		0	0	(26)	0	0	0	0	1,284		0	0
0V2969850	HENDERSON	NV		01/28/2021		0	0	(36)	0	0	0	0	1,488		0	0

E02.108

STATEMENT AS OF JUNE 30, 2024 OF THE Reliance Standard Life Insurance Company

SCHEDULE B - PART 3

Showing All Mortgage Loans DISPOSED, Transferred or Repaid During the Current Quarter

1 Loan Number	2 Location		4 Loan Type	5 Date Acquired	6 Disposal Date	7 Book Value/ Recorded Investment Excluding Accrued Interest Prior Year	8 Change in Book Value/Recorded Investment					14 Book Value/ Recorded Investment Excluding Accrued Interest on Disposal	15 Consid- eration	16 Foreign Exchange Gain (Loss) on Disposal	17 Realized Gain (Loss) on Disposal	18 Total Gain (Loss) on Disposal
	2 City	3 State					8 Unrealized Valuation Increase/ (Decrease)	9 Current Year's (Amortization) /Accretion	10 Current Year's Other- Than- Temporary Impairment Recognized	11 Capitalized Deferred Interest and Other	12 Total Change in Book Value (8+9-10+11)					
OV2976249	EHRATA	WA		01/28/2021		0	0	(41)	0	0	(41)	0	1,488	1,488	0	0
OV2969876	RICHMOND	CA		01/28/2021		0	0	(29)	0	0	(29)	0	1,582	1,582	0	0
OV2968828	GLENDALE	CA		01/28/2021		0	0	(32)	0	0	(32)	0	1,507	1,507	0	0
OV2978752	SPOKANE VALLEY	WA		01/28/2021		0	0	(32)	0	0	(32)	0	1,651	1,651	0	0
OV2969713	AUSTIN	TX		01/28/2021		0	0	(24)	0	0	(24)	0	1,421	1,421	0	0
OV2977835	AUSTIN	TX		01/28/2021		0	0	(27)	0	0	(27)	0	1,277	1,277	0	0
OV2975002	SNELLVILLE	GA		01/28/2021		0	0	(32)	0	0	(32)	0	1,269	1,269	0	0
OV2972904	SAN DIEGO	CA		01/28/2021		0	0	(23)	0	0	(23)	0	3,379	3,379	0	0
OV2964364	SAN BERNARDINO	CA		01/28/2021		0	0	(11)	0	0	(11)	0	1,231	1,231	0	0
OV2972662	ROUND ROCK	TX		01/28/2021		0	0	(21)	0	0	(21)	0	1,197	1,197	0	0
OV2969778	LAYTON	UT		01/28/2021		0	0	(18)	0	0	(18)	0	1,294	1,294	0	0
OV2975877	LOCKHART	TX		01/28/2021		0	0	(27)	0	0	(27)	0	1,194	1,194	0	0
OV2971170	SAN DIEGO	CA		01/28/2021		0	0	(43)	0	0	(43)	0	2,396	2,396	0	0
OV2971002	NEWARK	NJ		01/28/2021		0	0	(23)	0	0	(23)	0	1,861	1,861	0	0
OV2972663	BELL	CA		01/28/2021		0	0	(28)	0	0	(28)	0	2,055	2,055	0	0
OV2966629	NEWARK	NJ		01/28/2021		0	0	(33)	0	0	(33)	0	2,405	2,405	0	0
OV2968267	STEVENSON	WA		01/28/2021		0	0	(27)	0	0	(27)	0	1,338	1,338	0	0
OV2970923	WASHINGTON	DC		01/28/2021		0	0	(31)	0	0	(31)	0	1,739	1,739	0	0
OV2968346	ORLANDO	FL		01/28/2021		0	0	(27)	0	0	(27)	0	1,211	1,211	0	0
OV2975499	MIAMI	FL		01/28/2021		0	0	(58)	0	0	(58)	0	2,363	2,363	0	0
OV2975034	LOS ANGELES	CA		01/28/2021		0	0	(42)	0	0	(42)	0	2,229	2,229	0	0
OV2978602	GLENDALE	CA		01/28/2021		0	0	(68)	0	0	(68)	0	3,131	3,131	0	0
OV2964211	AUSTIN	TX		01/28/2021		0	0	(29)	0	0	(29)	0	1,302	1,302	0	0
OV2974980	LOS ANGELES	CA		01/28/2021		0	0	(40)	0	0	(40)	0	2,353	2,353	0	0
OV2978476	SAN ANTONIO	TX		01/28/2021		0	0	(49)	0	0	(49)	0	1,858	1,858	0	0
OV2972796	NEW ORLEANS	LA		01/28/2021		0	0	(40)	0	0	(40)	0	1,778	1,778	0	0
OV2966779	MOUND	MN		01/28/2021		0	0	(34)	0	0	(34)	0	1,355	1,355	0	0
OV2968934	LOS ANGELES	CA		01/28/2021		0	0	(43)	0	0	(43)	0	2,584	2,584	0	0
OV2959347	SPRING BRANCH	TX		01/28/2021		0	0	(23)	0	0	(23)	0	1,601	1,601	0	0
OV2973592	SALT LAKE CITY	UT		01/28/2021		0	0	(36)	0	0	(36)	0	1,843	1,843	0	0
OV2976480	WEST WARWICK	RI		01/28/2021		0	0	(26)	0	0	(26)	0	1,166	1,166	0	0
OV2978671	SAN PABLO	CA		01/28/2021		0	0	(39)	0	0	(39)	0	1,934	1,934	0	0
OV2975035	SURPRISE	AZ		01/28/2021		0	0	(17)	0	0	(17)	0	1,616	1,616	0	0
OV2975501	LOS ANGELES	CA		01/28/2021		0	0	(65)	0	0	(65)	0	2,573	2,573	0	0
OV2963752	ROCKWALL	TX		01/28/2021		0	0	(1)	0	0	(1)	0	1,434	1,434	0	0
OV2975077	PITTSBURGH	PA		01/28/2021		0	0	(26)	0	0	(26)	0	1,269	1,269	0	0
OV2964520	APPLE VALLEY	CA		01/28/2021		0	0	(29)	0	0	(29)	0	1,642	1,642	0	0
OV2969851	LAGUNA HILLS	CA		01/28/2021		0	0	11	0	0	11	0	3,082	3,082	0	0
OV2963582	SANTA CLARA	CA		01/28/2021		0	0	(83)	0	0	(83)	0	4,049	4,049	0	0
OV2975121	BASTROP	TX		01/28/2021		0	0	(23)	0	0	(23)	0	1,502	1,502	0	0
OV2963348	NEW BRITAIN	CT		01/28/2021		0	0	(26)	0	0	(26)	0	1,028	1,028	0	0
OV2968786	HENRICO	VA		01/28/2021		0	0	(8)	0	0	(8)	0	1,044	1,044	0	0
OV2976581	SOUTH GATE	CA		01/28/2021		0	0	(27)	0	0	(27)	0	2,055	2,055	0	0
OV2975036	LA MIRADA	CA		01/28/2021		0	0	(65)	0	0	(65)	0	2,871	2,871	0	0
OV2964190	LAS VEGAS	NV		01/28/2021		0	0	(14)	0	0	(14)	0	1,520	1,520	0	0
OV2978567	MOUNTAIN HOME	ID		01/28/2021		0	0	(30)	0	0	(30)	0	1,826	1,826	0	0
OV2973004	OCEAN CITY	NJ		01/28/2021		0	0	(52)	0	0	(52)	0	2,875	2,875	0	0
OV2974972	CHICAGO	IL		01/28/2021		0	0	(28)	0	0	(28)	0	1,112	1,112	0	0
OV2969870	ROYAL PALM BEACH	FL		01/28/2021		0	0	(29)	0	0	(29)	0	1,346	1,346	0	0
OV2968451	SALT LAKE CITY	UT		01/28/2021		0	0	(51)	0	0	(51)	0	2,046	2,046	0	0
902043755	GREENWOOD	LA		02/01/2021		0	0	0	0	0	0	0	464	464	0	0

STATEMENT AS OF JUNE 30, 2024 OF THE Reliance Standard Life Insurance Company

SCHEDULE B - PART 3

Showing All Mortgage Loans DISPOSED, Transferred or Repaid During the Current Quarter

1 Loan Number	2 Location		4 Loan Type	5 Date Acquired	6 Disposal Date	7 Book Value/ Recorded Investment Excluding Accrued Interest Prior Year	8 Change in Book Value/Recorded Investment						14 Book Value/ Recorded Investment Excluding Accrued Interest on Disposal	15 Consid- eration	16 Foreign Exchange Gain (Loss) on Disposal	17 Realized Gain (Loss) on Disposal	18 Total Gain (Loss) on Disposal
	2 City	3 State					8 Unrealized Valuation Increase/ (Decrease)	9 Current Year's (Amortization) /Accretion	10 Current Year's Other- Than- Temporary Impairment Recognized	11 Capitalized Deferred Interest and Other	12 Total Change in Book Value (8+9-10+11)	13 Total Foreign Exchange Change in Book Value					
902067049	HYRUM	UT		02/01/2021		0	0	0	0	0	0	0	0	1,080	1,080	0	0
902034072	HOUSTON	TX		02/01/2021		0	0	0	0	0	0	0	0	1,275	1,275	0	0
902082651	INWOOD	NY		02/01/2021		0	0	0	0	0	0	0	0	6,743	6,743	0	0
000016812	SHREVEPORT	LA		02/01/2021		0	0	0	0	0	0	0	0	365	365	0	0
000034231	RAYMOND	MS		02/01/2021		0	0	0	0	0	0	0	0	472	472	0	0
0V2983383	BELLFLOWER	CA		03/01/2021		0	0	(63)	0	0	0	(63)	0	3,147	3,147	0	0
0V2981227	LOS ANGELES	CA		03/01/2021		0	0	(42)	0	0	0	(42)	0	2,732	2,732	0	0
0V0794334	SPRING VALLEY	NY		03/01/2021		0	0	26	0	0	0	26	0	3,749	3,749	0	0
0V2983283	UNION	NJ		03/01/2021		0	0	(26)	0	0	0	(26)	0	1,729	1,729	0	0
0V2980366	SPOKANE	WA		03/01/2021		0	0	(16)	0	0	0	(16)	0	1,160	1,160	0	0
0V2979063	TACOMA	WA		03/01/2021		0	0	(18)	0	0	0	(18)	0	1,882	1,882	0	0
0V2978951	EL CERRITO	CA		03/01/2021		0	0	(21)	0	0	0	(21)	0	3,927	3,927	0	0
0V2976074	CAMPBELL	CA		03/01/2021		0	0	(27)	0	0	0	(27)	0	4,330	4,330	0	0
0V2978848	BROOKVILLE	MD		03/01/2021		0	0	(22)	0	0	0	(22)	0	5,254	5,254	0	0
0V2976563	VENTURA	CA		03/01/2021		0	0	(20)	0	0	0	(20)	0	3,488	3,488	0	0
0V0812460	PITTSBURGH	PA		03/01/2021		0	0	14	0	0	0	14	0	2,685	2,685	0	0
0V2964363	BRONX	NY		03/01/2021		0	0	(58)	0	0	0	(58)	0	3,699	3,699	0	0
0V2980930	KISSIMMEE	FL		03/01/2021		0	0	(20)	0	0	0	(20)	0	1,188	1,188	0	0
0V2981910	CHICAGO	IL		03/01/2021		0	0	(42)	0	0	0	(42)	0	2,161	2,161	0	0
0V2978799	LOS ANGELES	CA		03/01/2021		0	0	(15)	0	0	0	(15)	0	4,047	4,047	0	0
0V2981727	PFLUGERVILLE	TX		03/01/2021		0	0	(19)	0	0	0	(19)	0	1,305	1,305	0	0
0V2980385	MODESTO	CA		03/01/2021		0	0	(47)	0	0	0	(47)	0	2,386	2,386	0	0
0V2990680	LANCASTER	CA		03/01/2021		0	0	(43)	0	0	0	(43)	0	1,873	1,873	0	0
0V2979131	APPLE VALLEY	CA		03/01/2021		0	0	(25)	0	0	0	(25)	0	2,795	2,795	0	0
0V2977826	RANCHO SANTA MARGARITA	CA		03/01/2021		0	0	(7)	0	0	0	(7)	0	3,886	3,886	0	0
0V0812453	COOLIN	ID		03/01/2021		0	0	(568)	0	0	0	(568)	0	32,917	32,917	0	0
0V2980377	KALISPELL	MT		03/01/2021		0	0	6	0	0	0	6	0	1,859	1,859	0	0
0V2970924	WASHINGTON	DC		03/01/2021		0	0	(17)	0	0	0	(17)	0	3,695	3,695	0	0
0V2981868	CASTLE ROCK	CO		03/01/2021		0	0	(7)	0	0	0	(7)	0	792	792	0	0
0V2981489	MANCHESTER	NH		03/01/2021		0	0	(32)	0	0	0	(32)	0	1,689	1,689	0	0
0V2983473	CHICAGO	IL		03/01/2021		0	0	(45)	0	0	0	(45)	0	3,303	3,303	0	0
0V0812472	LAS VEGAS	NV		03/01/2021		0	0	(69)	0	0	0	(69)	0	1,996	1,996	0	0
0V2981054	SANTA ANA	CA		03/01/2021		0	0	(45)	0	0	0	(45)	0	2,243	2,243	0	0
0V2972573	WASHINGTON	DC		03/01/2021		0	0	14	0	0	0	14	0	4,652	4,652	0	0
0V2980351	BRONX	NY		03/01/2021		0	0	(27)	0	0	0	(27)	0	2,907	2,907	0	0
0V2977821	SEATTLE	WA		03/01/2021		0	0	(28)	0	0	0	(28)	0	3,618	3,618	0	0
0V2614775	NEW HAVEN	CT		03/01/2021		0	0	(8)	0	0	0	(8)	0	587	587	0	0
0V0791909	ST. AUGUSTINE	FL		03/01/2021		0	0	15	0	0	0	15	0	1,007	1,007	0	0
0V0794312	FREEHOLD	NJ		03/01/2021		0	0	47	0	0	0	47	0	2,529	2,529	0	0
0V2964517	SAN DIEGO	CA		03/01/2021		0	0	(49)	0	0	0	(49)	0	3,503	3,503	0	0
0V2557385	THIBODAUX	LA		03/01/2021		0	0	98	0	0	0	98	0	655	655	0	0
0V2978928	MORRISON	CO		03/01/2021		0	0	(42)	0	0	0	(42)	0	2,794	2,794	0	0
0V2977753	SAN FRANCISCO	CA		03/01/2021		0	0	(20)	0	0	0	(20)	0	3,251	3,251	0	0
0V2978984	NORTH OGDEN	UT		03/01/2021		0	0	(22)	0	0	0	(22)	0	1,324	1,324	0	0
0V2983404	LAWRENCE	MA		03/01/2021		0	0	(32)	0	0	0	(32)	0	1,846	1,846	0	0
0V2981148	CHICAGO	IL		03/01/2021		0	0	(8)	0	0	0	(8)	0	2,835	2,835	0	0
0V2983474	HATBORO	PA		03/01/2021		0	0	(14)	0	0	0	(14)	0	1,240	1,240	0	0
0V2978670	DISCOVERY BAY	CA		03/01/2021		0	0	42	0	0	0	42	0	3,797	3,797	0	0
0V2990451	MARSING	ID		03/01/2021		0	0	4	0	0	0	4	0	1,694	1,694	0	0
0V2978886	MESA	AZ		03/01/2021		0	0	(9)	0	0	0	(9)	0	1,674	1,674	0	0
LN0015740	SAN PEDRO	CA		05/02/2024		0	0	1,846	0	0	0	1,846	0	522,358	522,358	0	0

E02.110

STATEMENT AS OF JUNE 30, 2024 OF THE Reliance Standard Life Insurance Company

SCHEDULE B - PART 3

Showing All Mortgage Loans DISPOSED, Transferred or Repaid During the Current Quarter

1 Loan Number	2 Location		4 Loan Type	5 Date Acquired	6 Disposal Date	7 Book Value/ Recorded Investment Excluding Accrued Interest Prior Year	8 Change in Book Value/Recorded Investment					14 Book Value/ Recorded Investment Excluding Accrued Interest on Disposal	15 Consid- eration	16 Foreign Exchange Gain (Loss) on Disposal	17 Realized Gain (Loss) on Disposal	18 Total Gain (Loss) on Disposal	
	2 City	3 State					8 Unrealized Valuation Increase/ (Decrease)	9 Current Year's (Amortization) /Accretion	10 Current Year's Other- Than- Temporary Impairment Recognized	11 Capitalized Deferred Interest and Other	12 Total Change in Book Value (8+9-10+11)						13 Total Foreign Exchange Change in Book Value
LN0015423	SAN PEDRO	CA		05/02/2024		0	0	48,787	0	0	0	48,787	0	14,103,668	14,103,668	0	0
LN0015655	SAN PEDRO	CA		05/02/2024		0	0	22,218	0	0	0	22,218	0	6,268,297	6,268,297	0	0
300063168	DIAMOND SPRINGS	CA		03/01/2021		0	0	0	0	0	0	0	0	3,020	3,020	0	0
400641881	SILVER SPRING	MD		03/01/2021		0	0	0	0	0	0	0	0	1,097	1,097	0	0
300053133	EDINBURG	VA		03/01/2021		0	0	0	0	0	0	0	0	180	180	0	0
300010202	GAINESVILLE	GA		03/01/2021		0	0	0	0	0	0	0	0	758	758	0	0
600046243	MOUNT EDEN	KY		03/01/2021		0	0	0	0	0	0	0	0	910	910	0	0
300022602	BALTIMORE	MD		03/01/2021		0	0	0	0	0	0	0	0	807	807	0	0
0V2626636	FREEMORE	NY		03/29/2021		0	0	10	0	0	0	10	0	753	753	0	0
0V2990517	MIAMI	FL		03/29/2021		0	0	(8)	0	0	0	(8)	0	1,148	1,148	0	0
0V3002608	IMPERIAL	CA		03/29/2021		0	0	(13)	0	0	0	(13)	0	991	991	0	0
0V2990855	LAS VEGAS	NV		03/29/2021		0	0	10	0	0	0	10	0	1,010	1,010	0	0
0V3003446	NEWARK	NJ		03/29/2021		0	0	(35)	0	0	0	(35)	0	1,804	1,804	0	0
0V3009489	RICHMOND	CA		03/29/2021		0	0	11	0	0	0	11	0	4,098	4,098	0	0
0V3007190	CLEARWATER	FL		03/29/2021		0	0	1	0	0	0	1	0	1,066	1,066	0	0
0V2995089	IRVINGTON	NJ		03/29/2021		0	0	(7)	0	0	0	(7)	0	1,836	1,836	0	0
0V3003509	CLARKSVILLE	NH		03/29/2021		0	0	8	0	0	0	8	0	1,544	1,544	0	0
0V2990827	MCMINNVILLE	OR		03/29/2021		0	0	(13)	0	0	0	(13)	0	1,096	1,096	0	0
0V2986949	DES MOINES	IA		03/29/2021		0	0	(3)	0	0	0	(3)	0	2,133	2,133	0	0
0V3007096	BRIGHTON	CO		03/29/2021		0	0	(7)	0	0	0	(7)	0	1,105	1,105	0	0
0V3010194	PIGEON FORGE	TN		03/29/2021		0	0	(21)	0	0	0	(21)	0	1,449	1,449	0	0
0V3005735	KENNER	LA		03/29/2021		0	0	0	0	0	0	0	0	1,619	1,619	0	0
0V2762183	SAN DIEGO	CA		03/29/2021		0	0	(61)	0	0	0	(61)	0	2,174	2,174	0	0
0V3010269	VANCOUVER	WA		03/29/2021		0	0	(46)	0	0	0	(46)	0	1,972	1,972	0	0
0V3007232	BELLFLOWER	CA		03/29/2021		0	0	(89)	0	0	0	(89)	0	4,157	4,157	0	0
0V2994594	HILLSBORO	OR		03/29/2021		0	0	(25)	0	0	0	(25)	0	1,263	1,263	0	0
0V2990919	HERCULES	CA		03/29/2021		0	0	(3)	0	0	0	(3)	0	3,744	3,744	0	0
0V2994228	SANTEE	CA		03/29/2021		0	0	(5)	0	0	0	(5)	0	1,673	1,673	0	0
0V2990454	MIAMI	FL		03/29/2021		0	0	2	0	0	0	2	0	1,238	1,238	0	0
0V2994596	MIAMI	FL		03/29/2021		0	0	(20)	0	0	0	(20)	0	1,157	1,157	0	0
0V2993338	SECAUCUS	NJ		03/29/2021		0	0	(12)	0	0	0	(12)	0	2,453	2,453	0	0
0V2996985	AROMAS	CA		03/29/2021		0	0	15	0	0	0	15	0	3,141	3,141	0	0
0V2985056	VANCOUVER	WA		03/29/2021		0	0	(11)	0	0	0	(11)	0	766	766	0	0
0V3003474	LAWRENCE	MA		03/29/2021		0	0	(37)	0	0	0	(37)	0	2,043	2,043	0	0
0V2998345	PORTLAND	ME		03/29/2021		0	0	(42)	0	0	0	(42)	0	1,846	1,846	0	0
0V3003306	SCOTTSDALE	AZ		03/29/2021		0	0	2	0	0	0	2	0	2,121	2,121	0	0
0V2999692	SAN LEANDRO	CA		03/29/2021		0	0	(36)	0	0	0	(36)	0	3,212	3,212	0	0
0V3002823	RANCHO SANTA MARGARITA	CA		03/29/2021		0	0	16	0	0	0	16	0	4,668	4,668	0	0
0V3009842	WESTCHESTER	IL		03/29/2021		0	0	1	0	0	0	1	0	2,009	2,009	0	0
0V3010279	CORVALLIS	OR		03/29/2021		0	0	(32)	0	0	0	(32)	0	1,877	1,877	0	0
0V2987020	COEUR D ALENE	ID		03/29/2021		0	0	(24)	0	0	0	(24)	0	1,206	1,206	0	0
0V2986513	NEW KENT	VA		03/29/2021		0	0	(11)	0	0	0	(11)	0	1,187	1,187	0	0
0V3005458	MIAMI	FL		03/29/2021		0	0	6	0	0	0	6	0	1,590	1,590	0	0
0V3005736	NEW ORLEANS	LA		03/29/2021		0	0	6	0	0	0	6	0	2,240	2,240	0	0
0V3009044	ALEXANDRIA	VA		03/29/2021		0	0	(22)	0	0	0	(22)	0	3,846	3,846	0	0
0V2993340	ELIZABETH	NJ		03/29/2021		0	0	(15)	0	0	0	(15)	0	1,797	1,797	0	0
0V2995209	LONG BEACH	CA		03/29/2021		0	0	33	0	0	0	33	0	4,794	4,794	0	0
0V2995844	BIG BEAR CITY	CA		03/29/2021		0	0	(19)	0	0	0	(19)	0	2,740	2,740	0	0
0V3002058	SEASIDE HEIGHTS	NJ		03/29/2021		0	0	(8)	0	0	0	(8)	0	1,270	1,270	0	0
0V2997774	ANNAPOLIS	MD		03/29/2021		0	0	(12)	0	0	0	(12)	0	1,127	1,127	0	0
0V3003510	INDIO	CA		03/29/2021		0	0	6	0	0	0	6	0	542	542	0	0

E02.111

STATEMENT AS OF JUNE 30, 2024 OF THE Reliance Standard Life Insurance Company

SCHEDULE B - PART 3

Showing All Mortgage Loans DISPOSED, Transferred or Repaid During the Current Quarter

1 Loan Number	2 Location		4 Loan Type	5 Date Acquired	6 Disposal Date	7 Book Value/ Recorded Investment Excluding Accrued Interest Prior Year	8 Change in Book Value/Recorded Investment					14 Book Value/ Recorded Investment Excluding Accrued Interest on Disposal	15 Consid- eration	16 Foreign Exchange Gain (Loss) on Disposal	17 Realized Gain (Loss) on Disposal	18 Total Gain (Loss) on Disposal	
	2 City	3 State					8 Unrealized Valuation Increase/ (Decrease)	9 Current Year's (Amortization) /Accretion	10 Current Year's Other- Than- Temporary Impairment Recognized	11 Capitalized Deferred Interest and Other	12 Total Change in Book Value (8+9-10+11)						13 Total Foreign Exchange Change in Book Value
OV299679	CAMAS	WA		03/29/2021		0	0	(11)	0	0	(11)	0	2,152	2,152	0	0	0
OV2994551	LAYTON	UT		03/29/2021		0	0	(8)	0	0	(8)	0	1,472	1,472	0	0	0
OV3003042	NAMPA	ID		03/29/2021		0	0	(43)	0	0	(43)	0	2,713	2,713	0	0	0
OV2997316	COLORADO SPRINGS	CO		03/29/2021		0	0	(3)	0	0	(3)	0	1,240	1,240	0	0	0
OV2999693	MILWAUKEE	WI		03/29/2021		0	0	(17)	0	0	(17)	0	1,083	1,083	0	0	0
OV2975078	DORCHESTER	MA		03/29/2021		0	0	(63)	0	0	(63)	0	4,170	4,170	0	0	0
OV2983991	NEWARK	NJ		03/29/2021		0	0	(10)	0	0	(10)	0	1,961	1,961	0	0	0
OV2987004	WASHINGTON	DC		03/29/2021		0	0	(16)	0	0	(16)	0	1,656	1,656	0	0	0
OV2992539	NEWARK	NJ		03/29/2021		0	0	(11)	0	0	(11)	0	2,190	2,190	0	0	0
OV2997793	CHANTILLY	VA		03/29/2021		0	0	19	0	0	19	0	4,195	4,195	0	0	0
OV3003573	ANNANDALE	VA		03/29/2021		0	0	(20)	0	0	(20)	0	1,893	1,893	0	0	0
OV3009077	LOS ANGELES	CA		03/29/2021		0	0	(31)	0	0	(31)	0	1,348	1,348	0	0	0
OV3009480	ROSEVILLE	CA		03/29/2021		0	0	(42)	0	0	(42)	0	1,874	1,874	0	0	0
OV3009498	NEWARK	NJ		03/29/2021		0	0	(22)	0	0	(22)	0	1,406	1,406	0	0	0
OV2810605	CRANFORD	NJ		03/29/2021		0	0	270	0	0	270	0	2,488	2,488	0	0	0
OV3002156	LEWISVILLE	TX		03/29/2021		0	0	(4)	0	0	(4)	0	1,410	1,410	0	0	0
400117022	TIFFIN	OH		04/01/2021		0	0	0	0	0	0	0	30	30	0	0	0
400117170	BATON ROUGE	LA		04/01/2021		0	0	0	0	0	0	0	1,313	1,313	0	0	0
200113764	FLOYDS KNOBS	IN		04/01/2021		0	0	0	0	0	0	0	1,059	1,059	0	0	0
300072752	CLINTON	MO		04/01/2021		0	0	0	0	0	0	0	320	320	0	0	0
OV0793639	PORTLAND	OR		04/29/2021		0	0	28	0	0	28	0	1,103	1,103	0	0	0
LN0015396	STATELINE	NV		06/13/2024		0	0	249	0	0	249	0	418,793	418,793	0	0	0
LN0015000	STATELINE	NV		06/28/2024		0	0	6,322	0	0	6,322	0	5,991,413	5,991,413	0	0	0
LN0015394	STATELINE	NV		06/28/2024		0	0	10,037	0	0	10,037	0	8,581,205	8,581,205	0	0	0
OV3032243	CHARLOTTE	NC		04/29/2021		0	0	(61)	0	0	(61)	0	2,104	2,104	0	0	0
OV2542474	AUGUSTA	GA		04/29/2021		0	0	15	0	0	15	0	310	310	0	0	0
OV3017578	VICTORVILLE	CA		04/29/2021		0	0	(33)	0	0	(33)	0	1,422	1,422	0	0	0
OV2606468	HOUSTON	TX		04/29/2021		0	0	1	0	0	1	0	783	783	0	0	0
OV3029946	RATHORUM	ID		04/29/2021		0	0	(20)	0	0	(20)	0	1,400	1,400	0	0	0
OV2594162	OZONE PARK	NY		04/29/2021		0	0	(161)	0	0	(161)	0	3,602	3,602	0	0	0
OV3029429	CINCINNATI	OH		04/29/2021		0	0	(35)	0	0	(35)	0	1,353	1,353	0	0	0
OV3014292	FORT COLLINS	CO		04/29/2021		0	0	(41)	0	0	(41)	0	1,572	1,572	0	0	0
OV3020187	RIVA	MD		04/29/2021		0	0	(71)	0	0	(71)	0	2,264	2,264	0	0	0
OV3029453	NASHVILLE	TN		04/29/2021		0	0	(38)	0	0	(38)	0	1,136	1,136	0	0	0
OV3010591	SALT LAKE CITY	UT		04/29/2021		0	0	(16)	0	0	(16)	0	1,361	1,361	0	0	0
OV3027493	MIAMI	FL		04/29/2021		0	0	(45)	0	0	(45)	0	1,795	1,795	0	0	0
OV3032299	MATTITUCK	NY		04/29/2021		0	0	(79)	0	0	(79)	0	3,734	3,734	0	0	0
OV3030046	MANVILLE	NJ		04/29/2021		0	0	(37)	0	0	(37)	0	1,176	1,176	0	0	0
OV3021686	NORTH MIAMI	FL		04/29/2021		0	0	(24)	0	0	(24)	0	1,123	1,123	0	0	0
OV2994056	HIALEAH	FL		04/29/2021		0	0	(18)	0	0	(18)	0	1,305	1,305	0	0	0
OV3020770	NEWARK	NJ		04/29/2021		0	0	(56)	0	0	(56)	0	1,616	1,616	0	0	0
OV3032169	PACKWOOD	WA		04/29/2021		0	0	(6)	0	0	(6)	0	1,075	1,075	0	0	0
OV3028800	NASHVILLE	TN		04/29/2021		0	0	(40)	0	0	(40)	0	1,117	1,117	0	0	0
OV2995173	HYANNIS	MA		04/29/2021		0	0	(40)	0	0	(40)	0	1,909	1,909	0	0	0
OV3006574	SALT LAKE CITY	UT		04/29/2021		0	0	(41)	0	0	(41)	0	3,065	3,065	0	0	0
OV3014939	INDIANAPOLIS	IN		04/29/2021		0	0	(28)	0	0	(28)	0	971	971	0	0	0
OV3021788	NEWARK	NJ		04/29/2021		0	0	(36)	0	0	(36)	0	1,644	1,644	0	0	0
OV3012609	INGLEWOOD	CA		04/29/2021		0	0	(77)	0	0	(77)	0	2,747	2,747	0	0	0
OV3005084	GLENDALE	AZ		04/29/2021		0	0	(10)	0	0	(10)	0	1,371	1,371	0	0	0
OV3020209	ARLINGTON	VA		04/29/2021		0	0	(60)	0	0	(60)	0	1,743	1,743	0	0	0
OV3014251	MIAMI	FL		04/29/2021		0	0	(36)	0	0	(36)	0	1,298	1,298	0	0	0

E02.112

STATEMENT AS OF JUNE 30, 2024 OF THE Reliance Standard Life Insurance Company

SCHEDULE B - PART 3

Showing All Mortgage Loans DISPOSED, Transferred or Repaid During the Current Quarter

1 Loan Number	2 Location		4 Loan Type	5 Date Acquired	6 Disposal Date	7 Book Value/ Recorded Investment Excluding Accrued Interest Prior Year	8 Change in Book Value/Recorded Investment						14 Book Value/ Recorded Investment Excluding Accrued Interest on Disposal	15 Consid- eration	16 Foreign Exchange Gain (Loss) on Disposal	17 Realized Gain (Loss) on Disposal	18 Total Gain (Loss) on Disposal
	2 City	3 State					8 Unrealized Valuation Increase/ (Decrease)	9 Current Year's (Amortization) /Accretion	10 Current Year's Other- Than- Temporary Impairment Recognized	11 Capitalized Deferred Interest and Other	12 Total Change in Book Value (8+9-10+11)	13 Total Foreign Exchange Change in Book Value					
OV2987695	FITCHBURG	MA		04/29/2021		0	0	(25)	0	0	0	(25)	0	1,224	1,224	0	0
OV3029912	DIAMOND BAR	CA		04/29/2021		0	0	(84)	0	0	0	(84)	0	3,927	3,927	0	0
OV3014246	COLUMBIA	MD		04/29/2021		0	0	(63)	0	0	0	(63)	0	2,411	2,411	0	0
OV3013885	MIAMI	FL		04/29/2021		0	0	(24)	0	0	0	(24)	0	1,812	1,812	0	0
OV3014167	SARATOGA SPRINGS	UT		04/29/2021		0	0	(15)	0	0	0	(15)	0	1,370	1,370	0	0
OV3003071	NEW ORLEANS	LA		04/29/2021		0	0	(17)	0	0	0	(17)	0	2,238	2,238	0	0
OV2602433	MIAMI	FL		04/29/2021		0	0	(29)	0	0	0	(29)	0	1,654	1,654	0	0
OV3021764	GREENTOWN	PA		04/29/2021		0	0	(29)	0	0	0	(29)	0	1,164	1,164	0	0
OV3018037	AUGUSTA	GA		04/29/2021		0	0	(19)	0	0	0	(19)	0	1,203	1,203	0	0
OV3033298	FALL RIVER	MA		04/29/2021		0	0	(68)	0	0	0	(68)	0	1,614	1,614	0	0
OV3024256	FELTON	DE		04/29/2021		0	0	(18)	0	0	0	(18)	0	1,109	1,109	0	0
OV3024866	EDINBURG	TX		04/29/2021		0	0	(20)	0	0	0	(20)	0	1,131	1,131	0	0
OV3017377	FLORAL PARK	NY		04/29/2021		0	0	(28)	0	0	0	(28)	0	3,338	3,338	0	0
OV3021647	NORTHGLENN	CO		04/29/2021		0	0	(17)	0	0	0	(17)	0	1,733	1,733	0	0
OV3032345	PALM COAST	FL		04/29/2021		0	0	(38)	0	0	0	(38)	0	1,105	1,105	0	0
OV2998369	PHILADELPHIA	PA		04/29/2021		0	0	(43)	0	0	0	(43)	0	1,604	1,604	0	0
OV3005447	LOS ANGELES	CA		04/29/2021		0	0	(44)	0	0	0	(44)	0	5,906	5,906	0	0
OV2994570	SANDY	UT		04/29/2021		0	0	(10)	0	0	0	(10)	0	2,778	2,778	0	0
OV3020098	AUBURN	CA		04/29/2021		0	0	(46)	0	0	0	(46)	0	1,742	1,742	0	0
OV3029601	PARRISH	FL		04/29/2021		0	0	(42)	0	0	0	(42)	0	1,378	1,378	0	0
OV2596245	MINNEAPOLIS	MN		04/29/2021		0	0	12	0	0	0	12	0	409	409	0	0
OV3020303	SANTEE	CA		04/29/2021		0	0	(50)	0	0	0	(50)	0	2,439	2,439	0	0
OV3021698	PORT SAINT LUCIE	FL		04/29/2021		0	0	(31)	0	0	0	(31)	0	1,176	1,176	0	0
OV3024203	BANGOR	ME		04/29/2021		0	0	(11)	0	0	0	(11)	0	997	997	0	0
OV3030793	GEORGETOWN	TX		04/29/2021		0	0	(43)	0	0	0	(43)	0	1,190	1,190	0	0
OV3026312	MANASSAS	VA		04/29/2021		0	0	(34)	0	0	0	(34)	0	1,774	1,774	0	0
OV2795999	MONROE	NY		04/29/2021		0	0	277	0	0	0	277	0	2,195	2,195	0	0
OV3011477	ALISO VIEJO	CA		04/29/2021		0	0	(27)	0	0	0	(27)	0	3,865	3,865	0	0
OV2597042	NORTH LITTLE ROCK	AR		04/29/2021		0	0	0	0	0	0	0	0	285	285	0	0
OV2788394	THORNTON	CO		04/29/2021		0	0	89	0	0	0	89	0	1,822	1,822	0	0
OV2995208	CLEVELAND	OH		04/29/2021		0	0	(3)	0	0	0	(3)	0	246	246	0	0
OV3014243	WEST VALLEY CITY	UT		04/29/2021		0	0	(25)	0	0	0	(25)	0	1,344	1,344	0	0
OV3000929	BELLFLOWER	CA		04/29/2021		0	0	(34)	0	0	0	(34)	0	1,982	1,982	0	0
OV2786387	ELLENWOOD	GA		04/29/2021		0	0	31	0	0	0	31	0	902	902	0	0
OV2793206	GREENACRES	FL		04/29/2021		0	0	177	0	0	0	177	0	1,058	1,058	0	0
OV3006600	FORT LAUDERDALE	FL		04/29/2021		0	0	(49)	0	0	0	(49)	0	2,968	2,968	0	0
OV3020102	MIAMI	FL		04/29/2021		0	0	(76)	0	0	0	(76)	0	1,879	1,879	0	0
OV2984084	NEW ORLEANS	LA		04/29/2021		0	0	(35)	0	0	0	(35)	0	1,651	1,651	0	0
OV3028714	POMPANO BEACH	FL		04/29/2021		0	0	(14)	0	0	0	(14)	0	1,121	1,121	0	0
OV3017432	HALLANDALE BEACH	FL		04/29/2021		0	0	(34)	0	0	0	(34)	0	1,097	1,097	0	0
OV3029791	LONG BEACH	CA		04/29/2021		0	0	(37)	0	0	0	(37)	0	2,976	2,976	0	0
OV3024232	KISSIMMEE	FL		04/29/2021		0	0	(38)	0	0	0	(38)	0	1,139	1,139	0	0
OV2993252	PALM DESERT	CA		04/29/2021		0	0	(15)	0	0	0	(15)	0	1,160	1,160	0	0
OV3010276	SALT LAKE CITY	UT		04/29/2021		0	0	(16)	0	0	0	(16)	0	1,312	1,312	0	0
OV3024230	OPA LOCKA	FL		04/29/2021		0	0	(36)	0	0	0	(36)	0	1,459	1,459	0	0
OV3018292	LAWRENCE	MA		04/29/2021		0	0	(20)	0	0	0	(20)	0	739	739	0	0
OV3013371	EL PORTAL	FL		04/29/2021		0	0	(17)	0	0	0	(17)	0	1,359	1,359	0	0
OV2552890	LITTLE ROCK	AR		04/29/2021		0	0	(4)	0	0	0	(4)	0	288	288	0	0
OV3031902	CHICAGO	IL		04/29/2021		0	0	(36)	0	0	0	(36)	0	1,051	1,051	0	0
OV3032486	GRAPEVINE	TX		04/29/2021		0	0	(19)	0	0	0	(19)	0	2,270	2,270	0	0
OV3028808	PROSPECT PARK	NJ		04/29/2021		0	0	(27)	0	0	0	(27)	0	1,216	1,216	0	0

E02.113

STATEMENT AS OF JUNE 30, 2024 OF THE Reliance Standard Life Insurance Company

SCHEDULE B - PART 3

Showing All Mortgage Loans DISPOSED, Transferred or Repaid During the Current Quarter

1 Loan Number	2 Location		4 Loan Type	5 Date Acquired	6 Disposal Date	7 Book Value/ Recorded Investment Excluding Accrued Interest Prior Year	8 Change in Book Value/Recorded Investment						14 Book Value/ Recorded Investment Excluding Accrued Interest on Disposal	15 Consid- eration	16 Foreign Exchange Gain (Loss) on Disposal	17 Realized Gain (Loss) on Disposal	18 Total Gain (Loss) on Disposal
	2 City	3 State					8 Unrealized Valuation Increase/ (Decrease)	9 Current Year's (Amortization) /Accretion	10 Current Year's Other- Than- Temporary Impairment Recognized	11 Capitalized Deferred Interest and Other	12 Total Change in Book Value (8+9-10+11)	13 Total Foreign Exchange Change in Book Value					
OV3014421	ORLANDO	FL		04/29/2021		0	0	(23)	0	0	0	(23)	0	788	788	0	0
OV3032928	CHARLOTTE	NC		04/29/2021		0	0	(37)	0	0	0	(37)	0	1,009	1,009	0	0
OV3030165	SPOKANE VALLEY	WA		04/29/2021		0	0	(33)	0	0	0	(33)	0	1,020	1,020	0	0
OV2994087	LOS ANGELES	CA		04/29/2021		0	0	(46)	0	0	0	(46)	0	3,093	3,093	0	0
OV3007118	WESTPORT	WA		04/29/2021		0	0	(26)	0	0	0	(26)	0	1,346	1,346	0	0
OV3011589	PORTLAND	ME		04/29/2021		0	0	(75)	0	0	0	(75)	0	2,888	2,888	0	0
OV2987270	MEMPHIS	TN		04/29/2021		0	0	(4)	0	0	0	(4)	0	248	248	0	0
OV2542810	CHICAGO	IL		04/29/2021		0	0	31	0	0	0	31	0	402	402	0	0
OV3010571	WINNETKA	CA		04/29/2021		0	0	102	0	0	0	102	0	4,565	4,565	0	0
OV2998684	THORNTON	CO		04/29/2021		0	0	(5)	0	0	0	(5)	0	1,282	1,282	0	0
OV3012598	BOISE	ID		04/29/2021		0	0	(50)	0	0	0	(50)	0	1,496	1,496	0	0
OV3002137	BOERNE	TX		04/29/2021		0	0	(24)	0	0	0	(24)	0	1,165	1,165	0	0
OV3010352	HILO	HI		04/29/2021		0	0	(29)	0	0	0	(29)	0	2,053	2,053	0	0
OV3015012	LOS ANGELES	CA		04/29/2021		0	0	(77)	0	0	0	(77)	0	3,048	3,048	0	0
OV2769342	CLIFTON	NJ		04/29/2021		0	0	73	0	0	0	73	0	1,751	1,751	0	0
OV2992670	SAN DIEGO	CA		04/29/2021		0	0	64	0	0	0	64	0	4,360	4,360	0	0
700312319	WIND GAP	PA		05/03/2021		0	0	13	0	0	0	13	0	347	347	0	0
700312479	FAIRFIELD TOWNSHIP	OH		05/03/2021		0	0	52	0	0	0	52	0	1,400	1,400	0	0
700312435	PORT READING	NJ		05/03/2021		0	0	7	0	0	0	7	0	199	199	0	0
700312452	SIMPSONVILLE	SC		05/03/2021		0	0	14	0	0	0	14	0	363	363	0	0
700312467	GEORGETOWN	OH		05/03/2021		0	0	1	0	0	0	1	0	40	40	0	0
700312401	NEWBERRY	FL		05/03/2021		0	0	11	0	0	0	11	0	294	294	0	0
700312389	BALTIMORE	MD		05/03/2021		0	0	28	0	0	0	28	0	827	827	0	0
700312022	WINDHAM	NH		05/03/2021		0	0	55	0	0	0	55	0	1,434	1,434	0	0
700312343	MIAMI	FL		05/03/2021		0	0	68	0	0	0	68	0	1,813	1,813	0	0
700312240	MOORESVILLE	IN		05/03/2021		0	0	72	0	0	0	72	0	1,901	1,901	0	0
700312184	FLORENCE	SC		05/03/2021		0	0	80	0	0	0	80	0	2,225	2,225	0	0
700312363	SMYRNA	DE		05/03/2021		0	0	8	0	0	0	8	0	242	242	0	0
700312411	CANADENSIS	PA		05/03/2021		0	0	57	0	0	0	57	0	1,524	1,524	0	0
700312028	AUBURN	KS		05/03/2021		0	0	61	0	0	0	61	0	1,542	1,542	0	0
700312299	FOUNTAIN INN	SC		05/03/2021		0	0	24	0	0	0	24	0	636	636	0	0
700311996	LAKE WORTH	FL		05/03/2021		0	0	43	0	0	0	43	0	1,151	1,151	0	0
700312006	VALLEY STREAM	NY		05/03/2021		0	0	79	0	0	0	79	0	2,477	2,477	0	0
700312232	PHILADELPHIA	PA		05/03/2021		0	0	28	0	0	0	28	0	733	733	0	0
700312307	GOOSE CREEK	SC		05/03/2021		0	0	70	0	0	0	70	0	1,962	1,962	0	0
700312346	BLACKWOOD	NJ		05/03/2021		0	0	62	0	0	0	62	0	1,621	1,621	0	0
700312384	EDISON	NJ		05/03/2021		0	0	34	0	0	0	34	0	913	913	0	0
700312071	KEYSTONE HEIGHTS	FL		05/03/2021		0	0	40	0	0	0	40	0	1,071	1,071	0	0
700312011	PRICHARD	WV		05/03/2021		0	0	16	0	0	0	16	0	454	454	0	0
700312035	NEWARK	NJ		05/03/2021		0	0	74	0	0	0	74	0	1,996	1,996	0	0
700312377	COVINGTON	KY		05/03/2021		0	0	33	0	0	0	33	0	932	932	0	0
700312025	MELBOURNE	FL		05/03/2021		0	0	44	0	0	0	44	0	1,146	1,146	0	0
700312197	LAKE HOPATCONG	NJ		05/03/2021		0	0	38	0	0	0	38	0	1,176	1,176	0	0
700312139	COCOA	FL		05/03/2021		0	0	45	0	0	0	45	0	1,156	1,156	0	0
700312394	LANSDOWNE	PA		05/03/2021		0	0	44	0	0	0	44	0	1,166	1,166	0	0
700312196	CINNAMILINSON	NJ		05/03/2021		0	0	41	0	0	0	41	0	1,095	1,095	0	0
700312459	WENONAH	NJ		05/03/2021		0	0	14	0	0	0	14	0	358	358	0	0
700312246	AURORA	CO		05/03/2021		0	0	118	0	0	0	118	0	3,274	3,274	0	0
700311994	PEACHTREE CITY	GA		05/03/2021		0	0	54	0	0	0	54	0	1,654	1,654	0	0
OV0792700	OAKLAND	CA		05/28/2021		0	0	(237)	0	0	0	(237)	0	2,681	2,681	0	0
OV3032238	NEW HAVEN	CT		05/28/2021		0	0	(13)	0	0	0	(13)	0	1,281	1,281	0	0

E02.114

STATEMENT AS OF JUNE 30, 2024 OF THE Reliance Standard Life Insurance Company

SCHEDULE B - PART 3

Showing All Mortgage Loans DISPOSED, Transferred or Repaid During the Current Quarter

1 Loan Number	2 Location		4 Loan Type	5 Date Acquired	6 Disposal Date	7 Book Value/ Recorded Investment Excluding Accrued Interest Prior Year	8 Change in Book Value/Recorded Investment						14 Book Value/ Recorded Investment Excluding Accrued Interest on Disposal	15 Consid- eration	16 Foreign Exchange Gain (Loss) on Disposal	17 Realized Gain (Loss) on Disposal	18 Total Gain (Loss) on Disposal
	2 City	3 State					8 Unrealized Valuation Increase/ (Decrease)	9 Current Year's (Amortization) /Accretion	10 Current Year's Other- Than- Temporary Impairment Recognized	11 Capitalized Deferred Interest and Other	12 Total Change in Book Value (8+9-10+11)	13 Total Foreign Exchange Change in Book Value					
OV2796718	PENSACOLA	FL		05/28/2021		0	0	(199)	0	0	0	(199)	0	1,899	1,899	0	0
OV3033123	HOLLYWOOD	FL		05/28/2021		0	0	(27)	0	0	0	(27)	0	1,189	1,189	0	0
OV3033779	SOUTH ORANGE	NJ		05/28/2021		0	0	(34)	0	0	0	(34)	0	2,157	2,157	0	0
OV2683359	HILLSBORO	OR		05/28/2021		0	0	144	0	0	0	144	0	1,469	1,469	0	0
OV2547386	DENVER	CO		05/28/2021		0	0	(39)	810	0	0	(39)	810	0	0	0	0
OV3033677	ALBANY	OR		05/28/2021		0	0	(23)	0	0	0	(23)	0	1,252	1,252	0	0
OV3028693	MIAMI	FL		05/28/2021		0	0	(38)	0	0	0	(38)	0	1,632	1,632	0	0
OV0812621	WHEATON	IL		05/28/2021		0	0	27	0	0	0	27	0	3,009	3,009	0	0
OV2551113	LAUGHLIN	NV		05/28/2021		0	0	(26)	659	0	0	(26)	659	0	0	0	0
OV2751638	COVINA	CA		05/28/2021		0	0	(23)	0	0	0	(23)	0	2,450	2,450	0	0
OV2780757	BLOOMINGDALE	IL		05/28/2021		0	0	(33)	0	0	0	(33)	0	2,869	2,869	0	0
OV2961698	BROOKLYN	NY		05/28/2021		0	0	32	0	0	0	32	0	3,720	3,720	0	0
OV2576491	FORT LAUDERDALE	FL		05/28/2021		0	0	(39)	0	0	0	(39)	0	1,341	1,341	0	0
OV2602274	HARVEY	LA		05/28/2021		0	0	(16)	0	0	0	(16)	0	501	501	0	0
OV2762662	NORTH RIVERSIDE	IL		05/28/2021		0	0	(30)	0	0	0	(30)	0	4,763	4,763	0	0
OV2602447	BIG BEAR CITY	CA		05/28/2021		0	0	(52)	0	0	0	(52)	0	1,210	1,210	0	0
OV2759689	TUJUNGA	CA		05/28/2021		0	0	148	0	0	0	148	0	3,231	3,231	0	0
OV0820803	MULLICA HILL	NJ		05/28/2021		0	0	(20)	844	0	0	(20)	844	0	0	0	0
OV2633053	CHICAGO	IL		05/28/2021		0	0	(14)	0	0	0	(14)	0	386	386	0	0
OV2755967	KANSAS CITY	MO		05/28/2021		0	0	(24)	0	0	0	(24)	0	385	385	0	0
OV2753060	STOCKTON	CA		05/28/2021		0	0	(38)	0	0	0	(38)	0	1,514	1,514	0	0
OV0813310	CARROLLTON	TX		05/28/2021		0	0	(8)	0	0	0	(8)	0	2,314	2,314	0	0
OV3028787	LA QUINTA	CA		05/28/2021		0	0	(54)	0	0	0	(54)	0	2,005	2,005	0	0
OV3032405	GALVESTON	TX		05/28/2021		0	0	(39)	0	0	0	(39)	0	1,890	1,890	0	0
OV2802854	ORLANDO	FL		05/28/2021		0	0	41	0	0	0	41	0	993	993	0	0
OV3030838	BRONX	NY		05/28/2021		0	0	(65)	0	0	0	(65)	0	2,214	2,214	0	0
OV3033293	DENTON	TX		05/28/2021		0	0	(47)	0	0	0	(47)	0	1,758	1,758	0	0
OV3025348	COLORADO SPRINGS	CO		05/28/2021		0	0	(18)	0	0	0	(18)	0	1,225	1,225	0	0
OV3024911	MIDVALE	UT		05/28/2021		0	0	(68)	0	0	0	(68)	0	2,767	2,767	0	0
OV0820795	OAK PARK	IL		05/28/2021		0	0	87	0	0	0	87	0	3,959	3,959	0	0
OV3027387	RENO	NV		05/28/2021		0	0	(45)	0	0	0	(45)	0	2,344	2,344	0	0
OV0812613	MIAMI	FL		05/28/2021		0	0	3	0	0	0	3	0	2,772	2,772	0	0
OV2802439	ARLINGTON	TX		05/28/2021		0	0	(14)	0	0	0	(14)	0	777	777	0	0
OV0812599	RICHMOND	VA		05/28/2021		0	0	38	0	0	0	38	0	1,246	1,246	0	0
OV3024832	ATLANTIC BEACH	FL		05/28/2021		0	0	(2)	0	0	0	(2)	0	1,778	1,778	0	0
OV3032483	CHICAGO	IL		05/28/2021		0	0	(54)	0	0	0	(54)	0	3,116	3,116	0	0
OV3025259	DENVER	CO		05/28/2021		0	0	(52)	0	0	0	(52)	0	3,664	3,664	0	0
OV2762136	MEDFORD	MA		05/28/2021		0	0	17	0	0	0	17	0	2,736	2,736	0	0
OV2612754	CHICAGO	IL		05/28/2021		0	0	0	231	0	0	0	231	0	0	0	0
OV3030909	LOVELAND	CO		05/28/2021		0	0	(12)	0	0	0	(12)	0	1,653	1,653	0	0
OV2825348	MIAMI GARDENS	FL		05/28/2021		0	0	(20)	0	0	0	(20)	0	1,209	1,209	0	0
OV2804064	SIMPSONVILLE	SC		05/28/2021		0	0	(78)	0	0	0	(78)	0	1,166	1,166	0	0
OV3028804	SEATTLE	WA		05/28/2021		0	0	(29)	0	0	0	(29)	0	2,274	2,274	0	0
OV0792673	WESTON	FL		05/28/2021		0	0	21	0	0	0	21	0	4,203	4,203	0	0
OV0820796	CHARLESTON	SC		05/28/2021		0	0	(4)	457	0	0	(4)	457	0	0	0	0
OV0813313	HOUSTON	TX		05/28/2021		0	0	36	0	0	0	36	0	831	831	0	0
OV0812609	GOSHEN	UT		05/28/2021		0	0	(22)	0	0	0	(22)	0	2,063	2,063	0	0
OV0813308	GEORGETOWN	TX		05/28/2021		0	0	37	0	0	0	37	0	1,302	1,302	0	0
OV3029412	SALT LAKE CITY	UT		05/28/2021		0	0	(39)	0	0	0	(39)	0	1,713	1,713	0	0
OV2796031	HOLLYWOOD	FL		05/28/2021		0	0	165	0	0	0	165	0	1,637	1,637	0	0
OV3033930	LAKELAND	FL		05/28/2021		0	0	(45)	0	0	0	(45)	0	1,355	1,355	0	0

E02.115

STATEMENT AS OF JUNE 30, 2024 OF THE Reliance Standard Life Insurance Company

SCHEDULE B - PART 3

Showing All Mortgage Loans DISPOSED, Transferred or Repaid During the Current Quarter

1 Loan Number	2 Location		4 Loan Type	5 Date Acquired	6 Disposal Date	7 Book Value/ Recorded Investment Excluding Accrued Interest Prior Year	8 Change in Book Value/Recorded Investment						14 Book Value/ Recorded Investment Excluding Accrued Interest on Disposal	15 Consid- eration	16 Foreign Exchange Gain (Loss) on Disposal	17 Realized Gain (Loss) on Disposal	18 Total Gain (Loss) on Disposal
	2 City	3 State					8 Unrealized Valuation Increase/ (Decrease)	9 Current Year's (Amortization) /Accretion	10 Current Year's Other- Than- Temporary Impairment Recognized	11 Capitalized Deferred Interest and Other	12 Total Change in Book Value (8+9-10+11)	13 Total Foreign Exchange Change in Book Value					
OV3029552	JERSEY CITY	NJ		.05/28/2021		0	0	(43)	0	0	0	(43)	0	3,550	3,550	0	0
OV2602054	CHICAGO	IL		.05/28/2021		0	0	(17)	0	0	0	(17)	0	513	513	0	0
OV2772505	SPRING	TX		.05/28/2021		0	0	218	0	0	0	218	0	2,736	2,736	0	0
OV3029915	TENAFLY	NJ		.05/28/2021		0	0	(3)	0	0	0	(3)	0	3,662	3,662	0	0
OV3033864	BOSTON	MA		.05/28/2021		0	0	(42)	0	0	0	(42)	0	1,409	1,409	0	0
OV0813327	YORBA LINDA	CA		.06/29/2021		0	0	(10)	0	0	0	(10)	0	3,544	3,544	0	0
OV0813330	SAINT PETERSBURG	FL		.06/29/2021		0	0	(29)	0	0	0	(29)	0	3,702	3,702	0	0
OV0813319	LOS ANGELES	CA		.06/29/2021		0	0	(75)	0	0	0	(75)	0	4,617	4,617	0	0
OV3042143	ALBANY	OR		.06/29/2021		0	0	(28)	0	0	0	(28)	0	1,247	1,247	0	0
OV3050430	SANFORD	FL		.06/29/2021		0	0	(31)	0	0	0	(31)	0	1,343	1,343	0	0
OV3053749	PLANO	TX		.06/29/2021		0	0	6	0	0	0	6	0	1,821	1,821	0	0
OV3066275	ROWLETT	TX		.06/29/2021		0	0	(26)	0	0	0	(26)	0	1,461	1,461	0	0
OV3045232	SAN ANTONIO	TX		.06/29/2021		0	0	(15)	0	0	0	(15)	0	961	961	0	0
OV3035178	NEWBURGH	NY		.06/29/2021		0	0	(38)	0	0	0	(38)	0	1,350	1,350	0	0
OV3034215	PHOENIX	AZ		.06/29/2021		0	0	(9)	0	0	0	(9)	0	1,651	1,651	0	0
OV3038284	PERTH AMBOY	NJ		.06/29/2021		0	0	(38)	0	0	0	(38)	0	1,568	1,568	0	0
OV3044874	SAN PEDRO	CA		.06/29/2021		0	0	(55)	0	0	0	(55)	0	2,118	2,118	0	0
OV3046261	FLORIDA CITY	FL		.06/29/2021		0	0	(41)	0	0	0	(41)	0	1,185	1,185	0	0
OV3039020	SACRAMENTO	CA		.06/29/2021		0	0	(47)	0	0	0	(47)	0	3,111	3,111	0	0
OV3049397	KITTREDGE	CO		.06/29/2021		0	0	(33)	0	0	0	(33)	0	2,411	2,411	0	0
OV3039625	MIAMI	FL		.06/29/2021		0	0	(32)	0	0	0	(32)	0	1,971	1,971	0	0
OV3037491	NEWARK	NJ		.06/29/2021		0	0	(25)	0	0	0	(25)	0	1,385	1,385	0	0
OV3038344	SOUTH ORANGE	NJ		.06/29/2021		0	0	(31)	0	0	0	(31)	0	1,303	1,303	0	0
OV3055963	MOUNTAIN HOME	ID		.06/29/2021		0	0	(26)	0	0	0	(26)	0	976	976	0	0
OV3036302	NEW HAVEN	CT		.06/29/2021		0	0	(36)	0	0	0	(36)	0	1,563	1,563	0	0
OV3049391	MESA	AZ		.06/29/2021		0	0	(61)	0	0	0	(61)	0	1,542	1,542	0	0
OV3063038	RANDOLPH	NJ		.06/29/2021		0	0	(7)	0	0	0	(7)	0	2,256	2,256	0	0
OV3037328	SANDY	UT		.06/29/2021		0	0	(25)	0	0	0	(25)	0	1,221	1,221	0	0
OV3038387	CHICAGO	IL		.06/29/2021		0	0	(51)	0	0	0	(51)	0	2,982	2,982	0	0
OV3052426	CARROLLTON	TX		.06/29/2021		0	0	(36)	0	0	0	(36)	0	1,099	1,099	0	0
OV3047479	EDINBURG	TX		.06/29/2021		0	0	(27)	0	0	0	(27)	0	1,874	1,874	0	0
OV3051611	LONG BEACH	CA		.06/29/2021		0	0	(6)	0	0	0	(6)	0	1,524	1,524	0	0
OV3052789	HILTON HEAD ISLAND	SC		.06/29/2021		0	0	(27)	0	0	0	(27)	0	1,190	1,190	0	0
OV3056767	GREEN BAY	WI		.06/29/2021		0	0	(14)	0	0	0	(14)	0	1,035	1,035	0	0
OV3036925	FLAGSTAFF	AZ		.06/29/2021		0	0	(98)	0	0	0	(98)	0	2,753	2,753	0	0
OV3052428	MANSFIELD	MA		.06/29/2021		0	0	(59)	0	0	0	(59)	0	1,804	1,804	0	0
OV3036948	VERO BEACH	FL		.06/29/2021		0	0	(35)	0	0	0	(35)	0	972	972	0	0
OV3036357	DENVER	CO		.06/29/2021		0	0	(34)	0	0	0	(34)	0	2,821	2,821	0	0
OV3049331	PHOENIX	AZ		.06/29/2021		0	0	(31)	0	0	0	(31)	0	1,228	1,228	0	0
OV3043475	STATEN ISLAND	NY		.06/29/2021		0	0	(17)	0	0	0	(17)	0	2,187	2,187	0	0
OV3051613	EAST RUTHERFORD	NJ		.06/29/2021		0	0	(18)	0	0	0	(18)	0	1,943	1,943	0	0
OV3046101	RIO RANCHO	NM		.06/29/2021		0	0	(25)	0	0	0	(25)	0	813	813	0	0
OV3034212	NASHVILLE	TN		.06/29/2021		0	0	(63)	0	0	0	(63)	0	1,644	1,644	0	0
OV3038380	EAST ORANGE	NJ		.06/29/2021		0	0	(32)	0	0	0	(32)	0	1,720	1,720	0	0
OV3044766	NEWARK	NJ		.06/29/2021		0	0	(53)	0	0	0	(53)	0	1,663	1,663	0	0
OV3034328	LAURELTON	NY		.06/29/2021		0	0	(80)	0	0	0	(80)	0	3,210	3,210	0	0
OV3034156	BALTIMORE	MD		.06/29/2021		0	0	(17)	0	0	0	(17)	0	1,065	1,065	0	0
OV3051066	NORTH LAS VEGAS	NV		.06/29/2021		0	0	(24)	0	0	0	(24)	0	1,158	1,158	0	0
OV3046131	MIAMI	FL		.06/29/2021		0	0	(20)	0	0	0	(20)	0	1,444	1,444	0	0
OV3040864	TOMBALL	TX		.06/29/2021		0	0	(12)	0	0	0	(12)	0	967	967	0	0
OV3035175	NEWARK	NJ		.06/29/2021		0	0	(26)	0	0	0	(26)	0	2,157	2,157	0	0

E02.116

STATEMENT AS OF JUNE 30, 2024 OF THE Reliance Standard Life Insurance Company

SCHEDULE B - PART 3

Showing All Mortgage Loans DISPOSED, Transferred or Repaid During the Current Quarter

1 Loan Number	2 Location		4 Loan Type	5 Date Acquired	6 Disposal Date	7 Book Value/ Recorded Investment Excluding Accrued Interest Prior Year	8 Change in Book Value/Recorded Investment						14 Book Value/ Recorded Investment Excluding Accrued Interest on Disposal	15 Consid- eration	16 Foreign Exchange Gain (Loss) on Disposal	17 Realized Gain (Loss) on Disposal	18 Total Gain (Loss) on Disposal
	2 City	3 State					8 Unrealized Valuation Increase/ (Decrease)	9 Current Year's (Amortization) /Accretion	10 Current Year's Other- Than- Temporary Impairment Recognized	11 Capitalized Deferred Interest and Other	12 Total Change in Book Value (8+9-10+11)	13 Total Foreign Exchange Change in Book Value					
OV3041273	CAMAS	WA		06/29/2021		0	0	(57)	0	0	0	(57)	0	1,917	1,917	0	0
OV3053862	TRACY	CA		06/29/2021		0	0	(39)	0	0	0	(39)	0	1,133	1,133	0	0
LN0017493	PEMBROKE PINES	FL		05/10/2024		0	0	296	0	0	0	296	0	221,204	221,204	0	0
LN0017489	PEMBROKE PINES	FL		05/10/2024		0	0	355	0	0	0	355	0	270,540	270,540	0	0
LN0017510	PEMBROKE PINES	FL		05/10/2024		0	0	499	0	0	0	499	0	379,193	379,193	0	0
LN0017511	PEMBROKE PINES	FL		05/10/2024		0	0	48	0	0	0	48	0	34,472	34,472	0	0
LN0016290	PEMBROKE PINES	FL		05/10/2024		0	0	95	0	0	0	95	0	65,626	65,626	0	0
LN0017501	PEMBROKE PINES	FL		05/10/2024		0	0	4,755	0	0	0	4,755	0	3,626,902	3,626,902	0	0
LN0017507	PEMBROKE PINES	FL		05/10/2024		0	0	274	0	0	0	274	0	215,170	215,170	0	0
LN0017498	PEMBROKE PINES	FL		05/10/2024		0	0	92	0	0	0	92	0	60,826	60,826	0	0
LN0017494	PEMBROKE PINES	FL		05/10/2024		0	0	131	0	0	0	131	0	86,901	86,901	0	0
LN0017497	PEMBROKE PINES	FL		05/10/2024		0	0	207	0	0	0	207	0	154,829	154,829	0	0
LN0017503	PEMBROKE PINES	FL		05/10/2024		0	0	274	0	0	0	274	0	172,047	172,047	0	0
LN0017486	PEMBROKE PINES	FL		05/10/2024		0	0	95	0	0	0	95	0	63,493	63,493	0	0
LN0017509	PEMBROKE PINES	FL		05/10/2024		0	0	1,146	0	0	0	1,146	0	965,218	965,218	0	0
LN0017490	PEMBROKE PINES	FL		05/10/2024		0	0	157	0	0	0	157	0	106,283	106,283	0	0
LN0017485	PEMBROKE PINES	FL		05/10/2024		0	0	214	0	0	0	214	0	161,618	161,618	0	0
LN0017502	PEMBROKE PINES	FL		05/10/2024		0	0	2,105	0	0	0	2,105	0	1,424,854	1,424,854	0	0
LN0016287	PEMBROKE PINES	FL		05/10/2024		0	0	215	0	0	0	215	0	167,048	167,048	0	0
LN0016284	PEMBROKE PINES	FL		05/10/2024		0	0	121	0	0	0	121	0	84,531	84,531	0	0
OV0813402	JOHNS CREEK	GA		07/29/2021		0	0	(1)	0	0	0	(1)	0	4,670	4,670	0	0
OV0813385	OAKLAND	CA		07/29/2021		0	0	8	0	0	0	8	0	1,731	1,731	0	0
OV0813408	SAN JOSE	CA		07/29/2021		0	0	(24)	0	0	0	(24)	0	3,573	3,573	0	0
OV0813398	BRANFORD	CT		07/29/2021		0	0	(18)	0	0	0	(18)	0	1,139	1,139	0	0
OV0813410	SAN ANSELMO	CA		07/29/2021		0	0	77	0	0	0	77	0	9,586	9,586	0	0
OV3093235	GROSSE POINTE WOODS	MI		07/29/2021		0	0	(7)	0	0	0	(7)	0	604	604	0	0
OV2805044	ALPHARETTA	GA		07/29/2021		0	0	(14)	0	0	0	(14)	0	1,387	1,387	0	0
OV3081889	CHICAGO	IL		07/29/2021		0	0	(103)	0	0	0	(103)	0	2,305	2,305	0	0
OV3069299	TWIN LAKE	MI		07/29/2021		0	0	(13)	0	0	0	(13)	0	1,066	1,066	0	0
OV2764199	ATLANTA	GA		07/29/2021		0	0	43	0	0	0	43	0	1,931	1,931	0	0
OV3074474	DESERT HOT SPRINGS	CA		07/29/2021		0	0	(23)	0	0	0	(23)	0	1,025	1,025	0	0
OV2634176	LONG BEACH	NY		07/29/2021		0	0	(187)	0	0	0	(187)	0	2,791	2,791	0	0
OV2835221	HOUSTON	TX		07/29/2021		0	0	(68)	0	0	0	(68)	0	2,038	2,038	0	0
OV2762399	PARAMOUNT	CA		07/29/2021		0	0	36	0	0	0	36	0	2,472	2,472	0	0
OV2625763	LAS VEGAS	NV		07/29/2021		0	0	(39)	0	0	0	(39)	0	805	805	0	0
OV2763145	CATHEDRAL CITY	CA		07/29/2021		0	0	(68)	0	0	0	(68)	0	2,772	2,772	0	0
OV3037621	SAN DIEGO	CA		07/29/2021		0	0	(139)	0	0	0	(139)	0	3,763	3,763	0	0
OV3068293	AUSTIN	TX		07/29/2021		0	0	(143)	0	0	0	(143)	0	3,553	3,553	0	0
OV2606467	LONG BRANCH	NJ		07/29/2021		0	0	(119)	0	0	0	(119)	0	1,813	1,813	0	0
OV2793442	FLORISSANT	MO		07/29/2021		0	0	(80)	0	0	0	(80)	0	1,488	1,488	0	0
OV2638714	HOPEWELL JUNCTION	NY		07/29/2021		0	0	(63)	0	0	0	(63)	0	937	937	0	0
OV2764932	MILLTOWN	NJ		07/29/2021		0	0	85	0	0	0	85	0	1,410	1,410	0	0
OV2797502	CHERRY HILL	NJ		07/29/2021		0	0	15	0	0	0	15	0	1,044	1,044	0	0
OV3050456	ROUND ROCK	TX		07/29/2021		0	0	(43)	0	0	0	(43)	0	1,157	1,157	0	0
OV3066083	NORTH OGDEN	UT		07/29/2021		0	0	(43)	0	0	0	(43)	0	1,046	1,046	0	0
OV3069298	DETROIT	MI		07/29/2021		0	0	(8)	0	0	0	(8)	0	637	637	0	0
OV2549270	WEST HAVEN	CT		07/29/2021		0	0	(45)	0	0	0	(45)	0	803	803	0	0
OV3029943	HOUSTON	TX		07/29/2021		0	0	(51)	0	0	0	(51)	0	1,352	1,352	0	0
OV2827503	PEMBROKE PINES	FL		07/29/2021		0	0	(62)	0	0	0	(62)	0	1,255	1,255	0	0
OV3073373	SPRING	TX		07/29/2021		0	0	(24)	0	0	0	(24)	0	1,074	1,074	0	0
OV2604228	DES MOINES	IA		07/29/2021		0	0	(40)	0	0	0	(40)	0	847	847	0	0

E02.117

STATEMENT AS OF JUNE 30, 2024 OF THE Reliance Standard Life Insurance Company

SCHEDULE B - PART 3

Showing All Mortgage Loans DISPOSED, Transferred or Repaid During the Current Quarter

1 Loan Number	2 Location		4 Loan Type	5 Date Acquired	6 Disposal Date	7 Book Value/ Recorded Investment Excluding Accrued Interest Prior Year	8 Change in Book Value/Recorded Investment					14 Book Value/ Recorded Investment Excluding Accrued Interest on Disposal	15 Consid- eration	16 Foreign Exchange Gain (Loss) on Disposal	17 Realized Gain (Loss) on Disposal	18 Total Gain (Loss) on Disposal
	2 City	3 State					8 Unrealized Valuation Increase/ (Decrease)	9 Current Year's (Amortization) /Accretion	10 Current Year's Other- Than- Temporary Impairment Recognized	11 Capitalized Deferred Interest and Other	12 Total Change in Book Value (8+9-10+11)					
OV3052820	ATLANTA	GA		07/29/2021		0	0	(94)	0	0	(94)	0	2,485	2,485	0	0
OV3036962	POWAY	CA		07/29/2021		0	0	(147)	0	0	(147)	0	3,317	3,317	0	0
OV2541645	FREEPORT	NY		07/29/2021		0	0	(144)	0	0	(144)	0	1,139	1,139	0	0
OV3036275	BOULDER	CO		07/29/2021		0	0	(112)	0	0	(112)	0	2,813	2,813	0	0
OV3077290	CITRUS SPRINGS	FL		07/29/2021		0	0	(37)	0	0	(37)	0	816	816	0	0
OV0813342	OAKLAND	CA		08/30/2021		0	0	38	0	0	38	0	11,166	11,166	0	0
OV0813393	WHITTIER	CA		08/30/2021		0	0	10	0	0	10	0	2,543	2,543	0	0
OV0813388	LOS ANGELES	CA		08/30/2021		0	0	4	0	0	4	0	1,516	1,516	0	0
OV0813384	RIALTO	CA		08/30/2021		0	0	3	0	0	3	0	1,093	1,093	0	0
OV0813379	CELINA	TX		08/30/2021		0	0	4	0	0	4	0	963	963	0	0
OV0813407	RIVERSIDE	CA		08/30/2021		0	0	(4)	0	0	(4)	0	2,388	2,388	0	0
OV0813361	CORONA	CA		08/30/2021		0	0	(16)	0	0	(16)	0	1,338	1,338	0	0
OV0813358	BAKERSFIELD	CA		08/30/2021		0	0	2	0	0	2	0	950	950	0	0
OV0813376	MASSAPEQUA PARK	NY		08/30/2021		0	0	5	0	0	5	0	1,769	1,769	0	0
OV0813399	LOS ANGELES	CA		08/30/2021		0	0	(9)	0	0	(9)	0	5,656	5,656	0	0
OV0813367	MONROE	NY		08/30/2021		0	0	14	0	0	14	0	1,143	1,143	0	0
OV0813371	BROOKLYN	NY		08/30/2021		0	0	(16)	0	0	(16)	0	3,317	3,317	0	0
OV0813383	INLET BEACH	FL		08/30/2021		0	0	3	0	0	3	0	5,155	5,155	0	0
OV0813377	CHICAGO	IL		08/30/2021		0	0	0	0	0	0	0	922	922	0	0
OV0813389	CYPRESS	TX		08/30/2021		0	0	(1)	0	0	(1)	0	828	828	0	0
OV0813396	CHULA VISTA	CA		08/30/2021		0	0	1	0	0	1	0	1,388	1,388	0	0
OV3034961	GRATON	CA		08/30/2021		0	0	(41)	0	0	(41)	0	1,937	1,937	0	0
OV3034223	SAN ANTONIO	TX		08/30/2021		0	0	(22)	0	0	(22)	0	1,236	1,236	0	0
OV3038265	SALT LAKE CITY	UT		08/30/2021		0	0	(32)	0	0	(32)	0	958	958	0	0
OV3051519	PHILADELPHIA	PA		08/30/2021		0	0	(28)	0	0	(28)	0	1,199	1,199	0	0
OV3097960	UNION CITY	NJ		08/30/2021		0	0	3	0	0	3	0	2,322	2,322	0	0
OV3025161	SALT LAKE CITY	UT		08/30/2021		0	0	(46)	0	0	(46)	0	1,443	1,443	0	0
OV3048192	CHICAGO	IL		08/30/2021		0	0	(44)	0	0	(44)	0	1,158	1,158	0	0
OV3033812	IRVINGTON	NJ		08/30/2021		0	0	(57)	0	0	(57)	0	961	961	0	0
OV3031013	BOONTON	NJ		08/30/2021		0	0	(56)	0	0	(56)	0	1,737	1,737	0	0
OV3073374	PHILADELPHIA	PA		08/30/2021		0	0	(15)	0	0	(15)	0	768	768	0	0
OV3034456	LUBBOCK	TX		08/30/2021		0	0	(33)	0	0	(33)	0	1,043	1,043	0	0
OV3033379	NEWPORT	RI		08/30/2021		0	0	(76)	0	0	(76)	0	2,000	2,000	0	0
OV3027400	BOISE	ID		08/30/2021		0	0	(261)	0	0	(261)	0	6,441	6,441	0	0
OV3089811	MCKINNEY	TX		08/30/2021		0	0	(71)	0	0	(71)	0	2,893	2,893	0	0
OV3026292	SPARKS	NV		08/30/2021		0	0	(54)	0	0	(54)	0	1,719	1,719	0	0
OV3030200	CHINO	CA		08/30/2021		0	0	(25)	0	0	(25)	0	1,017	1,017	0	0
OV3034376	CAMBRIDGE	MA		08/30/2021		0	0	(66)	0	0	(66)	0	1,942	1,942	0	0
OV3035067	DRAPER	UT		08/30/2021		0	0	(49)	0	0	(49)	0	1,221	1,221	0	0
OV3039197	HESPERIA	CA		08/30/2021		0	0	(47)	0	0	(47)	0	1,298	1,298	0	0
OV3048370	MIAMI BEACH	FL		08/30/2021		0	0	(81)	0	0	(81)	0	3,378	3,378	0	0
OV3074070	PHOENIX	AZ		08/30/2021		0	0	(28)	0	0	(28)	0	1,489	1,489	0	0
OV3038203	PHOENIX	AZ		08/30/2021		0	0	(33)	0	0	(33)	0	895	895	0	0
OV0813339	PHOENIX	AZ		09/29/2021		0	0	(9)	0	0	(9)	0	1,019	1,019	0	0
OV0813370	TUCKAHOE	NY		09/29/2021		0	0	(34)	0	0	(34)	0	3,284	3,284	0	0
OV0813337	RANCHO PALOS VERDES	CA		09/29/2021		0	0	(43)	0	0	(43)	0	5,154	5,154	0	0
OV0813353	ARLINGTON	TX		09/29/2021		0	0	(116)	0	0	(116)	0	12,020	12,020	0	0
OV0813395	BURKE	VA		09/29/2021		0	0	(2)	0	0	(2)	0	4,858	4,858	0	0
OV0813400	ATLANTA	GA		09/29/2021		0	0	(61)	0	0	(61)	0	7,293	7,293	0	0
OV0813349	POMONA	CA		09/29/2021		0	0	5	0	0	5	0	1,853	1,853	0	0
OV0813350	HOBOKEN	NJ		09/29/2021		0	0	(96)	0	0	(96)	0	7,537	7,537	0	0

STATEMENT AS OF JUNE 30, 2024 OF THE Reliance Standard Life Insurance Company

SCHEDULE B - PART 3

Showing All Mortgage Loans DISPOSED, Transferred or Repaid During the Current Quarter

1 Loan Number	2 Location		4 Loan Type	5 Date Acquired	6 Disposal Date	7 Book Value/ Recorded Investment Excluding Accrued Interest Prior Year	8 Change in Book Value/Recorded Investment					14 Book Value/ Recorded Investment Excluding Accrued Interest on Disposal	15 Consid- eration	16 Foreign Exchange Gain (Loss) on Disposal	17 Realized Gain (Loss) on Disposal	18 Total Gain (Loss) on Disposal	
	2 City	3 State					8 Unrealized Valuation Increase/ (Decrease)	9 Current Year's (Amortization) /Accretion	10 Current Year's Other- Than- Temporary Impairment Recognized	11 Capitalized Deferred Interest and Other	12 Total Change in Book Value (8+9-10+11)						13 Total Foreign Exchange Change in Book Value
OV0813352	MORGAN HILL	CA		09/29/2021		0	0	(44)	0	0	0	(44)	0	4,732	4,732	0	0
OV3068015	WASHINGTON	DC		09/29/2021		0	0	(46)	0	0	0	(46)	0	1,334	1,334	0	0
OV3100966	LAKEWOOD	CO		09/29/2021		0	0	(50)	0	0	0	(50)	0	1,931	1,931	0	0
OV3073967	GRESHAM	OR		09/29/2021		0	0	(46)	0	0	0	(46)	0	1,296	1,296	0	0
OV3072480	SALEM	MA		09/29/2021		0	0	(86)	0	0	0	(86)	0	2,077	2,077	0	0
OV3073340	HIALEAH	FL		09/29/2021		0	0	(30)	0	0	0	(30)	0	970	970	0	0
OV3132628	SANTA FE	NM		09/29/2021		0	0	(33)	0	0	0	(33)	0	1,226	1,226	0	0
OV3073334	IDYLLWILD	CA		09/29/2021		0	0	9	0	0	0	9	0	2,021	2,021	0	0
OV3090239	LILBURN	GA		09/29/2021		0	0	(56)	0	0	0	(56)	0	1,291	1,291	0	0
OV3074824	LYNN	MA		09/29/2021		0	0	(102)	0	0	0	(102)	0	3,018	3,018	0	0
OV2604434	JERSEY CITY	NJ		09/29/2021		0	0	114	0	0	0	114	0	1,722	1,722	0	0
OV3074503	LEOMINSTER	MA		09/29/2021		0	0	(42)	0	0	0	(42)	0	1,100	1,100	0	0
OV3081915	NEW HOPE	MN		09/29/2021		0	0	(38)	0	0	0	(38)	0	813	813	0	0
OV3088545	DAYTONA BEACH SHORES	FL		09/29/2021		0	0	(42)	0	0	0	(42)	0	1,085	1,085	0	0
OV3081484	AUBURNDALE	FL		09/29/2021		0	0	0	0	0	0	0	0	1,438	1,438	0	0
OV3071996	RESTON	VA		09/29/2021		0	0	(50)	0	0	0	(50)	0	1,476	1,476	0	0
OV3073149	LUDLOW	VT		09/29/2021		0	0	7	0	0	0	7	0	2,047	2,047	0	0
OV3071897	BURLINGTON	NJ		09/29/2021		0	0	(34)	0	0	0	(34)	0	1,273	1,273	0	0
OV3131906	HOBOKEN	NJ		09/29/2021		0	0	0	0	0	0	0	0	4,376	4,376	0	0
OV3073417	VIRGINIA BCH	VA		09/29/2021		0	0	(2)	0	0	0	(2)	0	1,594	1,594	0	0
OV3073151	LAKE HAVASU CITY	AZ		09/29/2021		0	0	(4)	0	0	0	(4)	0	485	485	0	0
OV3080122	BALTIMORE	MD		09/29/2021		0	0	(125)	0	0	0	(125)	0	2,898	2,898	0	0
OV3077236	HOMESTEAD	FL		09/29/2021		0	0	(34)	0	0	0	(34)	0	885	885	0	0
OV3080286	ANGEL FIRE	NM		09/29/2021		0	0	(29)	0	0	0	(29)	0	1,112	1,112	0	0
OV3125947	KISSIMEE	FL		09/29/2021		0	0	(34)	0	0	0	(34)	0	1,601	1,601	0	0
OV2781875	DAVENPORT	FL		09/29/2021		0	0	96	0	0	0	96	0	1,171	1,171	0	0
OV3127653	LIBERTY HILL	TX		09/29/2021		0	0	(37)	0	0	0	(37)	0	2,727	2,727	0	0
OV0813323	SAN DIEGO	CA		10/29/2021		0	0	18	0	0	0	18	0	898	898	0	0
OV0812461	SILVER SPRING	MD		10/29/2021		0	0	70	0	0	0	70	0	2,630	2,630	0	0
OV3059385	GILBERT	AZ		10/29/2021		0	0	(37)	0	0	0	(37)	0	1,111	1,111	0	0
OV3078922	FORT WORTH	TX		10/29/2021		0	0	(34)	0	0	0	(34)	0	1,207	1,207	0	0
OV3028775	HICKMAN	CA		10/29/2021		0	0	13	0	0	0	13	0	1,238	1,238	0	0
OV3078626	ANCRAM	NY		10/29/2021		0	0	2	0	0	0	2	0	970	970	0	0
OV3068964	LAKE HAVASU CITY	AZ		10/29/2021		0	0	(22)	0	0	0	(22)	0	1,155	1,155	0	0
OV3073996	SOUTH OGDEN	UT		10/29/2021		0	0	(50)	0	0	0	(50)	0	4,081	4,081	0	0
OV3064301	LOS ALAMITOS	CA		10/29/2021		0	0	(86)	0	0	0	(86)	0	3,241	3,241	0	0
OV3074345	BRIDGEPORT	CT		10/29/2021		0	0	(13)	0	0	0	(13)	0	1,180	1,180	0	0
OV3074131	WORCESTER	MA		10/29/2021		0	0	(24)	0	0	0	(24)	0	1,245	1,245	0	0
OV3074005	NORTH LAS VEGAS	NV		10/29/2021		0	0	(45)	0	0	0	(45)	0	1,421	1,421	0	0
OV3082348	AUBURN	WA		10/29/2021		0	0	(52)	0	0	0	(52)	0	2,529	2,529	0	0
OV3088666	TRONDALE	AL		10/29/2021		0	0	(20)	0	0	0	(20)	0	1,061	1,061	0	0
OV3081098	SAINT AUGUSTINE	FL		10/29/2021		0	0	(16)	0	0	0	(16)	0	972	972	0	0
OV3082842	PARRISH	FL		10/29/2021		0	0	(25)	0	0	0	(25)	0	859	859	0	0
OV3078033	DENVER	CO		10/29/2021		0	0	(16)	0	0	0	(16)	0	1,394	1,394	0	0
OV3072977	PASADENA	CA		10/29/2021		0	0	(17)	0	0	0	(17)	0	2,190	2,190	0	0
OV3082828	DERRY	PA		10/29/2021		0	0	(18)	0	0	0	(18)	0	998	998	0	0
OV3067267	MANCHESTER	CT		10/29/2021		0	0	(82)	0	0	0	(82)	0	3,156	3,156	0	0
OV3067512	HILLSBORO	OR		10/29/2021		0	0	(24)	0	0	0	(24)	0	1,657	1,657	0	0
OV3068909	OXNARD	CA		10/29/2021		0	0	(5)	0	0	0	(5)	0	1,929	1,929	0	0
OV3073931	AUBURN	GA		10/29/2021		0	0	(18)	0	0	0	(18)	0	814	814	0	0
OV3073339	CORAL SPRINGS	FL		10/29/2021		0	0	(39)	0	0	0	(39)	0	1,393	1,393	0	0

E02.119

STATEMENT AS OF JUNE 30, 2024 OF THE Reliance Standard Life Insurance Company

SCHEDULE B - PART 3

Showing All Mortgage Loans DISPOSED, Transferred or Repaid During the Current Quarter

1 Loan Number	2 Location		4 Loan Type	5 Date Acquired	6 Disposal Date	7 Book Value/ Recorded Investment Excluding Accrued Interest Prior Year	8 Change in Book Value/Recorded Investment						14 Book Value/ Recorded Investment Excluding Accrued Interest on Disposal	15 Consid- eration	16 Foreign Exchange Gain (Loss) on Disposal	17 Realized Gain (Loss) on Disposal	18 Total Gain (Loss) on Disposal
	2 City	3 State					8 Unrealized Valuation Increase/ (Decrease)	9 Current Year's (Amortization) /Accretion	10 Current Year's Other- Than- Temporary Impairment Recognized	11 Capitalized Deferred Interest and Other	12 Total Change in Book Value (8+9-10+11)	13 Total Foreign Exchange Change in Book Value					
OV3081063	ASBURY PARK	NJ		10/29/2021		0	0	(24)	0	0	0	(24)	0	931	931	0	0
OV3066344	LENOIR	NC		10/29/2021		0	0	(4)	0	0	0	(4)	0	212	212	0	0
OV3082337	BUFFALO	NY		10/29/2021		0	0	(4)	0	0	0	(4)	0	2,926	2,926	0	0
OV3078805	LAS VEGAS	NV		10/29/2021		0	0	(34)	0	0	0	(34)	0	1,527	1,527	0	0
OV3077116	CORNELIUS	NC		10/29/2021		0	0	(22)	0	0	0	(22)	0	848	848	0	0
OV3078931	PEARLAND	TX		10/29/2021		0	0	(21)	0	0	0	(21)	0	865	865	0	0
OV3070764	CLARENDON HILLS	IL		10/29/2021		0	0	(14)	0	0	0	(14)	0	1,538	1,538	0	0
OV3077228	MIAMI	FL		10/29/2021		0	0	(45)	0	0	0	(45)	0	1,875	1,875	0	0
OV3082235	PHILADELPHIA	PA		10/29/2021		0	0	(40)	0	0	0	(40)	0	1,513	1,513	0	0
OV3072675	STOCKTON	CA		10/29/2021		0	0	(47)	0	0	0	(47)	0	1,920	1,920	0	0
OV3063213	FLOWER MOUND	TX		10/29/2021		0	0	(44)	0	0	0	(44)	0	1,676	1,676	0	0
OV3074873	PARSIPPANY	NJ		10/29/2021		0	0	0	0	0	0	0	0	1,028	1,028	0	0
OV3074745	FERNLEY	NV		10/29/2021		0	0	(12)	0	0	0	(12)	0	1,104	1,104	0	0
OV3081916	PLYMOUTH	MIN		10/29/2021		0	0	(43)	0	0	0	(43)	0	1,528	1,528	0	0
OV3082864	AURORA	CO		10/29/2021		0	0	(22)	0	0	0	(22)	0	1,586	1,586	0	0
OV3068178	HONOLULU	HI		10/29/2021		0	0	(29)	0	0	0	(29)	0	3,674	3,674	0	0
OV3064480	MERCED	CA		10/29/2021		0	0	(31)	0	0	0	(31)	0	1,111	1,111	0	0
OV3068129	CHELSEA	MA		10/29/2021		0	0	(66)	0	0	0	(66)	0	3,466	3,466	0	0
OV3073010	PLEASANT GROVE	UT		10/29/2021		0	0	(39)	0	0	0	(39)	0	1,690	1,690	0	0
OV3073785	ANAHEIM	CA		10/29/2021		0	0	(70)	0	0	0	(70)	0	2,779	2,779	0	0
OV3081359	DALLAS	TX		10/29/2021		0	0	(20)	0	0	0	(20)	0	1,345	1,345	0	0
OV3073983	SAINT GEORGE	UT		10/29/2021		0	0	(21)	0	0	0	(21)	0	1,082	1,082	0	0
OV3073960	WARSAW	IN		10/29/2021		0	0	2	0	0	0	2	0	1,879	1,879	0	0
OV3074820	SLIDELL	LA		10/29/2021		0	0	(26)	0	0	0	(26)	0	776	776	0	0
OV3062105	CHANDLER	AZ		10/29/2021		0	0	(27)	0	0	0	(27)	0	1,111	1,111	0	0
OV3073366	BEAVERTON	OR		10/29/2021		0	0	(9)	0	0	0	(9)	0	1,423	1,423	0	0
OV3060599	MAPLE VALLEY	WA		10/29/2021		0	0	(29)	0	0	0	(29)	0	1,119	1,119	0	0
OV3081811	OAKLAND	CA		10/29/2021		0	0	(29)	0	0	0	(29)	0	979	979	0	0
OV3076897	LAUDERHILL	FL		10/29/2021		0	0	(20)	0	0	0	(20)	0	1,333	1,333	0	0
OV3064492	RIVER HILLS	WI		10/29/2021		0	0	(10)	0	0	0	(10)	0	924	924	0	0
OV3057145	BRENTWOOD	TN		10/29/2021		0	0	(22)	0	0	0	(22)	0	1,656	1,656	0	0
OV3162113	DAPHNE	AL		11/29/2021		0	0	(22)	0	0	0	(22)	0	1,280	1,280	0	0
OV3152381	RALEIGH	NC		11/29/2021		0	0	(28)	0	0	0	(28)	0	3,740	3,740	0	0
OV3168601	METUCHEN	NJ		11/29/2021		0	0	(30)	0	0	0	(30)	0	1,605	1,605	0	0
OV3152944	ORLANDO	FL		11/29/2021		0	0	(20)	0	0	0	(20)	0	954	954	0	0
OV3162751	ELK GROVE	CA		11/29/2021		0	0	(24)	0	0	0	(24)	0	1,890	1,890	0	0
OV3156222	ATTLEBORO	MA		11/29/2021		0	0	(21)	0	0	0	(21)	0	1,206	1,206	0	0
OV3152022	KISSIMEE	FL		11/29/2021		0	0	(15)	0	0	0	(15)	0	725	725	0	0
OV3130740	MINNEAPOLIS	MINN		11/29/2021		0	0	(11)	0	0	0	(11)	0	926	926	0	0
OV3154881	CUMBERLAND	RI		11/29/2021		0	0	(21)	0	0	0	(21)	0	1,030	1,030	0	0
OV3162657	ST AUGUSTINE	FL		11/29/2021		0	0	(40)	0	0	0	(40)	0	1,503	1,503	0	0
OV3153929	ROCHESTER	NY		11/29/2021		0	0	(11)	0	0	0	(11)	0	576	576	0	0
OV3107658	WALKERSVILLE	MD		11/29/2021		0	0	(29)	0	0	0	(29)	0	1,436	1,436	0	0
OV3077030	OAKLAND	CA		11/29/2021		0	0	(53)	0	0	0	(53)	0	2,775	2,775	0	0
OV3157626	LEAGUE CITY	TX		11/29/2021		0	0	(16)	0	0	0	(16)	0	1,236	1,236	0	0
OV3162685	GRAND JUNCTION	CO		11/29/2021		0	0	(23)	0	0	0	(23)	0	1,841	1,841	0	0
OV3161443	WATERVILLE	ME		11/29/2021		0	0	(18)	0	0	0	(18)	0	646	646	0	0
OV3092680	BROOKHAVEN	PA		11/29/2021		0	0	(12)	0	0	0	(12)	0	669	669	0	0
OV3158859	ELMENDORF	TX		11/29/2021		0	0	(19)	0	0	0	(19)	0	644	644	0	0
OV3163280	NAMPA	ID		11/29/2021		0	0	(16)	0	0	0	(16)	0	986	986	0	0
OV3088044	ROCKVILLE	MD		11/29/2021		0	0	(41)	0	0	0	(41)	0	1,620	1,620	0	0

E02.120

STATEMENT AS OF JUNE 30, 2024 OF THE Reliance Standard Life Insurance Company

SCHEDULE B - PART 3

Showing All Mortgage Loans DISPOSED, Transferred or Repaid During the Current Quarter

1 Loan Number	2 Location		4 Loan Type	5 Date Acquired	6 Disposal Date	7 Book Value/ Recorded Investment Excluding Accrued Interest Prior Year	8 Change in Book Value/Recorded Investment						14 Book Value/ Recorded Investment Excluding Accrued Interest on Disposal	15 Consid- eration	16 Foreign Exchange Gain (Loss) on Disposal	17 Realized Gain (Loss) on Disposal	18 Total Gain (Loss) on Disposal
	2 City	3 State					8 Unrealized Valuation Increase/ (Decrease)	9 Current Year's (Amortization) /Accretion	10 Current Year's Other- Than- Temporary Impairment Recognized	11 Capitalized Deferred Interest and Other	12 Total Change in Book Value (8+9-10+11)	13 Total Foreign Exchange Change in Book Value					
OV3158864	BELLEVUE	WA		11/29/2021		0	0	(21)	0	0	0	(21)	0	1,144	1,144	0	0
OV3163692	CLARKSVILLE	TN		11/29/2021		0	0	(14)	0	0	0	(14)	0	602	602	0	0
OV3167075	HOUSTON	TX		11/29/2021		0	0	(76)	0	0	0	(76)	0	2,480	2,480	0	0
OV3071679	KISSIMEE	FL		11/29/2021		0	0	(19)	0	0	0	(19)	0	889	889	0	0
OV3168617	NEWTOWN	CT		11/29/2021		0	0	(36)	0	0	0	(36)	0	1,631	1,631	0	0
OV3168090	STRATFORD	CT		11/29/2021		0	0	(23)	0	0	0	(23)	0	969	969	0	0
OV3155028	MAGNA	UT		11/29/2021		0	0	(13)	0	0	0	(13)	0	1,887	1,887	0	0
OV3163419	DALLAS	TX		11/29/2021		0	0	(15)	0	0	0	(15)	0	615	615	0	0
OV3163185	WILLIAMSBURG	VA		11/29/2021		0	0	(13)	0	0	0	(13)	0	644	644	0	0
OV3158767	BALTIMORE	MD		11/29/2021		0	0	(14)	0	0	0	(14)	0	598	598	0	0
OV3164100	JAMAICA	NY		11/29/2021		0	0	(80)	0	0	0	(80)	0	2,821	2,821	0	0
OV3153493	OXNARD	CA		11/29/2021		0	0	(37)	0	0	0	(37)	0	1,986	1,986	0	0
OV3156346	TUCSON	AZ		11/29/2021		0	0	(37)	0	0	0	(37)	0	1,615	1,615	0	0
OV3167228	GEORGETOWN	TX		11/29/2021		0	0	(27)	0	0	0	(27)	0	905	905	0	0
OV3156246	KINGMAN	AZ		11/29/2021		0	0	(20)	0	0	0	(20)	0	757	757	0	0
OV3152161	MARIETTA	GA		11/29/2021		0	0	(11)	0	0	0	(11)	0	738	738	0	0
OV3159342	JANESVILLE	WI		11/29/2021		0	0	(19)	0	0	0	(19)	0	1,090	1,090	0	0
OV3100938	PFLUGERVILLE	TX		11/29/2021		0	0	(2)	0	0	0	(2)	0	780	780	0	0
OV3161478	RINCÓN	NM		11/29/2021		0	0	(18)	0	0	0	(18)	0	670	670	0	0
OV3153860	MIDDLETOWN	NY		11/29/2021		0	0	(12)	0	0	0	(12)	0	887	887	0	0
OV3162712	TACOMA	WA		11/29/2021		0	0	(38)	0	0	0	(38)	0	2,628	2,628	0	0
OV3153588	PAHRUMP	NV		11/29/2021		0	0	(27)	0	0	0	(27)	0	1,409	1,409	0	0
OV3164006	BRADENTON	FL		11/29/2021		0	0	(34)	0	0	0	(34)	0	1,443	1,443	0	0
OV3159125	ALBUQUERQUE	NM		11/29/2021		0	0	(18)	0	0	0	(18)	0	734	734	0	0
OV3168342	BRIDGETON	MO		11/29/2021		0	0	(18)	0	0	0	(18)	0	839	839	0	0
OV3168216	NORTH MIAMI	FL		11/29/2021		0	0	(50)	0	0	0	(50)	0	2,548	2,548	0	0
OV3150930	FRIUITA	CO		11/29/2021		0	0	(28)	0	0	0	(28)	0	1,203	1,203	0	0
OV3162100	TEMPE	AZ		11/29/2021		0	0	(19)	0	0	0	(19)	0	1,086	1,086	0	0
OV3157506	TUCSON	AZ		11/29/2021		0	0	(33)	0	0	0	(33)	0	1,410	1,410	0	0
OV3162193	COALVILLE	UT		11/29/2021		0	0	(28)	0	0	0	(28)	0	2,075	2,075	0	0
OV3154984	BRIDGEPORT	CT		11/29/2021		0	0	(34)	0	0	0	(34)	0	1,401	1,401	0	0
OV3168267	ANTIOCH	CA		11/29/2021		0	0	(18)	0	0	0	(18)	0	2,296	2,296	0	0
OV3162658	TUCKER	GA		11/29/2021		0	0	(79)	0	0	0	(79)	0	4,564	4,564	0	0
OV3146625	BRISTOL	RI		11/29/2021		0	0	(17)	0	0	0	(17)	0	982	982	0	0
OV3159332	CLEVELAND	OH		11/29/2021		0	0	(13)	0	0	0	(13)	0	829	829	0	0
OV3153574	SUGARLOAF	CA		11/29/2021		0	0	(2)	0	0	0	(2)	0	1,537	1,537	0	0
OV3162181	WELLINGTON	CO		11/29/2021		0	0	(31)	0	0	0	(31)	0	1,623	1,623	0	0
OV3162700	HEALDSBURG	CA		11/29/2021		0	0	(41)	0	0	0	(41)	0	2,102	2,102	0	0
OV3152888	VICTORIA	TX		11/29/2021		0	0	(16)	0	0	0	(16)	0	896	896	0	0
ABOVEPARK	ST. LOUIS	MO		07/20/2022		0	0	0	0	0	0	0	0	102,492	102,492	0	0
OV3088156	LUTZ	FL		12/29/2021		0	0	(32)	0	0	0	(32)	0	1,641	1,641	0	0
OV3163407	WHITE HOUSE	TN		12/29/2021		0	0	(8)	0	0	0	(8)	0	969	969	0	0
OV3163307	PHOENIX	AZ		12/29/2021		0	0	(30)	0	0	0	(30)	0	1,534	1,534	0	0
OV3200688	PEABODY	MA		12/29/2021		0	0	(24)	0	0	0	(24)	0	2,605	2,605	0	0
OV3165491	WEST VALLEY CITY	UT		12/29/2021		0	0	(23)	0	0	0	(23)	0	1,171	1,171	0	0
OV3158752	LOUISVILLE	KY		12/29/2021		0	0	(26)	0	0	0	(26)	0	1,578	1,578	0	0
OV3162511	PFLUGERVILLE	TX		12/29/2021		0	0	(26)	0	0	0	(26)	0	1,291	1,291	0	0
OV3166089	HORSHAM	PA		12/29/2021		0	0	(18)	0	0	0	(18)	0	699	699	0	0
OV3165598	JAMAICA	NY		12/29/2021		0	0	(20)	0	0	0	(20)	0	1,846	1,846	0	0
OV3165924	SEATTLE	WA		12/29/2021		0	0	(39)	0	0	0	(39)	0	3,806	3,806	0	0
OV3168633	JUPITER	FL		12/29/2021		0	0	(37)	0	0	0	(37)	0	1,710	1,710	0	0

E02.121

STATEMENT AS OF JUNE 30, 2024 OF THE Reliance Standard Life Insurance Company

SCHEDULE B - PART 3

Showing All Mortgage Loans DISPOSED, Transferred or Repaid During the Current Quarter

1 Loan Number	2 Location		4 Loan Type	5 Date Acquired	6 Disposal Date	7 Book Value/ Recorded Investment Excluding Accrued Interest Prior Year	8 Change in Book Value/Recorded Investment						14 Book Value/ Recorded Investment Excluding Accrued Interest on Disposal	15 Consid- eration	16 Foreign Exchange Gain (Loss) on Disposal	17 Realized Gain (Loss) on Disposal	18 Total Gain (Loss) on Disposal
	2 City	3 State					8 Unrealized Valuation Increase/ (Decrease)	9 Current Year's (Amortization) /Accretion	10 Current Year's Other- Than- Temporary Impairment Recognized	11 Capitalized Deferred Interest and Other	12 Total Change in Book Value (8+9-10+11)	13 Total Foreign Exchange Change in Book Value					
OV3101076	SALT LAKE CITY	UT		12/29/2021		0	0	(11)	0	0	0	(11)	0	1,437	1,437	0	0
OV3087116	WESTBURY	NY		12/29/2021		0	0	(43)	0	0	0	(43)	0	2,119	2,119	0	0
OV3165390	MONROE	GA		12/29/2021		0	0	(17)	0	0	0	(17)	0	1,038	1,038	0	0
OV3162683	DENVER	CO		12/29/2021		0	0	(22)	0	0	0	(22)	0	2,136	2,136	0	0
OV3151952	LAS VEGAS	NV		12/29/2021		0	0	(17)	0	0	0	(17)	0	1,128	1,128	0	0
OV3162855	JACKSONVILLE BEACH	FL		12/29/2021		0	0	4	0	0	0	4	0	2,766	2,766	0	0
OV3154985	LAKEWOOD RANCH	FL		12/29/2021		0	0	(38)	0	0	0	(38)	0	1,927	1,927	0	0
OV3147173	WELLINGTON	FL		12/29/2021		0	0	(18)	0	0	0	(18)	0	1,023	1,023	0	0
OV3158736	RENO	NV		12/29/2021		0	0	(32)	0	0	0	(32)	0	1,485	1,485	0	0
OV3147350	MANCHESTER	NH		12/29/2021		0	0	(23)	0	0	0	(23)	0	978	978	0	0
OV3091575	MIAMI	FL		12/29/2021		0	0	(14)	0	0	0	(14)	0	1,157	1,157	0	0
OV3162592	HENRICO	VA		12/29/2021		0	0	(13)	0	0	0	(13)	0	864	864	0	0
OV3197143	PEABODY	MA		12/29/2021		0	0	(24)	0	0	0	(24)	0	2,605	2,605	0	0
OV3154987	GRAND RAPIDS	MI		12/29/2021		0	0	(21)	0	0	0	(21)	0	1,195	1,195	0	0
OV3159303	BENTON	AR		12/29/2021		0	0	(12)	0	0	0	(12)	0	426	426	0	0
OV3200685	PEABODY	MA		12/29/2021		0	0	(20)	0	0	0	(20)	0	2,138	2,138	0	0
OV3153717	PANTEGO	TX		12/29/2021		0	0	(27)	0	0	0	(27)	0	1,265	1,265	0	0
OV3199217	SOUTH PADRE ISLAND	TX		12/29/2021		0	0	(50)	0	0	0	(50)	0	2,106	2,106	0	0
OV3163532	DENVER	CO		12/29/2021		0	0	(25)	0	0	0	(25)	0	2,434	2,434	0	0
OV3115815	ELMWOOD PARK	IL		12/29/2021		0	0	(28)	0	0	0	(28)	0	1,032	1,032	0	0
OV3161451	KUNA	ID		12/29/2021		0	0	(25)	0	0	0	(25)	0	1,680	1,680	0	0
OV3154849	VIRGINIA BEACH	VA		12/29/2021		0	0	(21)	0	0	0	(21)	0	751	751	0	0
OV3159312	FAYETTEVILLE	AR		12/29/2021		0	0	(13)	0	0	0	(13)	0	495	495	0	0
OV3093306	LEHI	UT		12/29/2021		0	0	(31)	0	0	0	(31)	0	1,307	1,307	0	0
OV3156351	WASILLA	AK		12/29/2021		0	0	(23)	0	0	0	(23)	0	965	965	0	0
OV3106008	STATEN ISLAND	NY		12/29/2021		0	0	(11)	0	0	0	(11)	0	989	989	0	0
OV3202065	PEABODY	MA		12/29/2021		0	0	(20)	0	0	0	(20)	0	2,138	2,138	0	0
OV3152847	ATLANTA	GA		12/29/2021		0	0	2	0	0	0	2	0	1,132	1,132	0	0
OV3106013	HARTFORD	CT		12/29/2021		0	0	(12)	0	0	0	(12)	0	999	999	0	0
OV3085638	ELLI L JAY	GA		12/29/2021		0	0	(76)	0	0	0	(76)	0	2,747	2,747	0	0
OV3155022	HOMESTEAD	FL		12/29/2021		0	0	(14)	0	0	0	(14)	0	1,103	1,103	0	0
OV3154861	RARITAN	NJ		12/29/2021		0	0	(11)	0	0	0	(11)	0	1,278	1,278	0	0
OV3161476	BELLINGHAM	WA		12/29/2021		0	0	(16)	0	0	0	(16)	0	1,526	1,526	0	0
OV3158830	SANFORD	FL		12/29/2021		0	0	(24)	0	0	0	(24)	0	1,220	1,220	0	0
OV3167312	GLEN BURNIE	MD		12/29/2021		0	0	(30)	0	0	0	(30)	0	1,285	1,285	0	0
OV3159044	HAMILTON	NJ		12/29/2021		0	0	(30)	0	0	0	(30)	0	1,289	1,289	0	0
OV3154905	BEVERLY	MA		12/29/2021		0	0	(58)	0	0	0	(58)	0	2,772	2,772	0	0
OV3156241	SAN ANTONIO	TX		12/29/2021		0	0	(15)	0	0	0	(15)	0	838	838	0	0
OV3153670	CHESAPEAKE	VA		12/29/2021		0	0	(28)	0	0	0	(28)	0	1,015	1,015	0	0
OV3200684	PEABODY	MA		12/29/2021		0	0	(20)	0	0	0	(20)	0	2,138	2,138	0	0
OV3153663	MERRILLVILLE	IN		12/29/2021		0	0	(12)	0	0	0	(12)	0	968	968	0	0
OV3156432	INDIANAPOLIS	IN		12/29/2021		0	0	(13)	0	0	0	(13)	0	866	866	0	0
OV3157676	BAKERSFIELD	CA		12/29/2021		0	0	(10)	0	0	0	(10)	0	950	950	0	0
OV3165406	FOREST LAKE	MN		12/29/2021		0	0	(37)	0	0	0	(37)	0	2,037	2,037	0	0
OV3073585	CARVER	MA		12/29/2021		0	0	(27)	0	0	0	(27)	0	1,396	1,396	0	0
OV3157823	FREDERICK	MD		12/29/2021		0	0	13	0	0	0	13	0	2,329	2,329	0	0
OV3158739	SAN ANTONIO	TX		12/29/2021		0	0	(16)	0	0	0	(16)	0	1,005	1,005	0	0
OV3102341	EDISON	NJ		12/29/2021		0	0	(2)	0	0	0	(2)	0	1,075	1,075	0	0
OV3162174	JENKS	OK		12/29/2021		0	0	(13)	0	0	0	(13)	0	557	557	0	0
OV3154723	GILBERT	AZ		12/29/2021		0	0	(3)	0	0	0	(3)	0	2,173	2,173	0	0
OV3082341	RIVERVIEW	FL		12/29/2021		0	0	(14)	0	0	0	(14)	0	982	982	0	0

E02.122

STATEMENT AS OF JUNE 30, 2024 OF THE Reliance Standard Life Insurance Company

SCHEDULE B - PART 3

Showing All Mortgage Loans DISPOSED, Transferred or Repaid During the Current Quarter

1 Loan Number	Location		4 Loan Type	5 Date Acquired	6 Disposal Date	7 Book Value/ Recorded Investment Excluding Accrued Interest Prior Year	Change in Book Value/Recorded Investment						14 Book Value/ Recorded Investment Excluding Accrued Interest on Disposal	15 Consid- eration	16 Foreign Exchange Gain (Loss) on Disposal	17 Realized Gain (Loss) on Disposal	18 Total Gain (Loss) on Disposal
	2 City	3 State					8 Unrealized Valuation Increase/ (Decrease)	9 Current Year's (Amortization) /Accretion	10 Current Year's Other- Than- Temporary Impairment Recognized	11 Capitalized Deferred Interest and Other	12 Total Change in Book Value (8+9-10+11)	13 Total Foreign Exchange Change in Book Value					
OV3163523	NOBLESVILLE	IN		12/29/2021		0	0	(4)	0	0	0	(4)	0	596	596	0	0
LN0020122	OCEANSIDE	CA		06/10/2024		0	0	23	0	0	0	23	0	22,840	22,840	0	0
OV3185139	MANSFIELD	TX		01/31/2022		0	0	(9)	0	0	0	(9)	0	1,123	1,123	0	0
OV3173819	JACKSONVILLE	FL		01/31/2022		0	0	(9)	0	0	0	(9)	0	1,489	1,489	0	0
OV3171594	MESA	AZ		01/31/2022		0	0	(2)	0	0	0	(2)	0	1,276	1,276	0	0
OV3196753	SAINT AUGUSTINE	FL		01/31/2022		0	0	(27)	0	0	0	(27)	0	1,348	1,348	0	0
OV3184844	MINNEAPOLIS	MN		01/31/2022		0	0	71	0	0	0	71	0	3,624	3,624	0	0
OV3199765	BETHLEHEM	GA		01/31/2022		0	0	(11)	0	0	0	(11)	0	1,793	1,793	0	0
OV3191645	CITRUS SPRINGS	FL		01/31/2022		0	0	(8)	0	0	0	(8)	0	824	824	0	0
OV3179185	KENT	WA		01/31/2022		0	0	17	0	0	0	17	0	1,976	1,976	0	0
OV3180407	RICHARDSON	TX		01/31/2022		0	0	(49)	0	0	0	(49)	0	2,883	2,883	0	0
OV3171510	BAKERSFIELD	CA		01/31/2022		0	0	(25)	0	0	0	(25)	0	1,364	1,364	0	0
OV3171379	GRAND JUNCTION	CO		01/31/2022		0	0	(6)	0	0	0	(6)	0	1,828	1,828	0	0
OV3184527	MANTECA	CA		01/31/2022		0	0	21	0	0	0	21	0	2,513	2,513	0	0
OV3181159	PATERSON	NJ		01/31/2022		0	0	3	0	0	0	3	0	1,625	1,625	0	0
OV3199166	PEACHTREE CITY	GA		01/31/2022		0	0	(5)	0	0	0	(5)	0	835	835	0	0
OV3188974	NEWTON	NJ		01/31/2022		0	0	(15)	0	0	0	(15)	0	1,160	1,160	0	0
OV3175277	CLERMONT	FL		01/31/2022		0	0	(5)	0	0	0	(5)	0	1,255	1,255	0	0
OV3183683	MONTGOMERY	AL		01/31/2022		0	0	11	0	0	0	11	0	907	907	0	0
OV3184524	WEST PALM BEACH	FL		01/31/2022		0	0	(5)	0	0	0	(5)	0	1,396	1,396	0	0
OV3183419	LUMBERTON	TX		01/31/2022		0	0	4	0	0	0	4	0	867	867	0	0
OV3175466	ELIZABETH	NJ		01/31/2022		0	0	(12)	0	0	0	(12)	0	1,211	1,211	0	0
OV3173887	PLANTATION	FL		01/31/2022		0	0	(21)	0	0	0	(21)	0	1,573	1,573	0	0
OV3130992	LEHI	UT		01/31/2022		0	0	(21)	0	0	0	(21)	0	1,363	1,363	0	0
OV3193955	LOMA LINDA	CA		01/31/2022		0	0	(14)	0	0	0	(14)	0	1,333	1,333	0	0
OV3179368	GALVESTON	TX		01/31/2022		0	0	(13)	0	0	0	(13)	0	580	580	0	0
OV3175319	ORANGE	NJ		01/31/2022		0	0	13	0	0	0	13	0	1,588	1,588	0	0
OV3175268	RIALTO	CA		01/31/2022		0	0	(17)	0	0	0	(17)	0	1,980	1,980	0	0
OV3180343	NEWARK	NJ		01/31/2022		0	0	11	0	0	0	11	0	1,306	1,306	0	0
OV3194135	COLORADO SPRINGS	CO		01/31/2022		0	0	(14)	0	0	0	(14)	0	663	663	0	0
OV3180243	PORTLAND	OR		01/31/2022		0	0	(31)	0	0	0	(31)	0	1,872	1,872	0	0
OV3171425	LAUDERDALE BY THE SEA	FL		01/31/2022		0	0	(26)	0	0	0	(26)	0	2,560	2,560	0	0
OV3196947	COPPELL	TX		01/31/2022		0	0	9	0	0	0	9	0	1,737	1,737	0	0
OV3196952	HAYDEN	ID		01/31/2022		0	0	(4)	0	0	0	(4)	0	2,817	2,817	0	0
OV3170783	ENOLA	PA		01/31/2022		0	0	(17)	0	0	0	(17)	0	1,105	1,105	0	0
OV3173117	JENKS	OK		01/31/2022		0	0	(10)	0	0	0	(10)	0	544	544	0	0
OV3186186	CHUBBUCK	ID		01/31/2022		0	0	(34)	0	0	0	(34)	0	2,479	2,479	0	0
OV3188453	PORTLAND	OR		01/31/2022		0	0	1	0	0	0	1	0	2,017	2,017	0	0
OV3172626	LEHIGH ACRES	FL		01/31/2022		0	0	(21)	0	0	0	(21)	0	1,202	1,202	0	0
OV3171849	HADDON TOWNSHIP	NJ		01/31/2022		0	0	(20)	0	0	0	(20)	0	1,362	1,362	0	0
OV3172556	PHILADELPHIA	PA		01/31/2022		0	0	(5)	0	0	0	(5)	0	748	748	0	0
OV3170408	HILTON HEAD ISLAND	SC		01/31/2022		0	0	(12)	0	0	0	(12)	0	719	719	0	0
OV3184531	NORTH BERGEN	NJ		01/31/2022		0	0	10	0	0	0	10	0	3,025	3,025	0	0
OV3190648	LOVELAND	CO		01/31/2022		0	0	(13)	0	0	0	(13)	0	1,267	1,267	0	0
OV3174184	GREENSBURG	PA		01/31/2022		0	0	(10)	0	0	0	(10)	0	464	464	0	0
OV3170183	MERRIAM	KS		01/31/2022		0	0	(9)	0	0	0	(9)	0	1,101	1,101	0	0
OV3187384	RIVERDALE	UT		01/31/2022		0	0	(30)	0	0	0	(30)	0	1,471	1,471	0	0
OV3183979	WEST PALM BEACH	FL		01/31/2022		0	0	(3)	0	0	0	(3)	0	1,571	1,571	0	0
OV3187342	HYANNIS	MA		01/31/2022		0	0	(21)	0	0	0	(21)	0	1,705	1,705	0	0
OV3181244	STILLWATER	OK		01/31/2022		0	0	15	0	0	0	15	0	1,297	1,297	0	0
OV3188998	FORT LAUDERDALE	FL		01/31/2022		0	0	(10)	0	0	0	(10)	0	3,194	3,194	0	0

STATEMENT AS OF JUNE 30, 2024 OF THE Reliance Standard Life Insurance Company

SCHEDULE B - PART 3

Showing All Mortgage Loans DISPOSED, Transferred or Repaid During the Current Quarter

1 Loan Number	2 Location		4 Loan Type	5 Date Acquired	6 Disposal Date	7 Book Value/ Recorded Investment Excluding Accrued Interest Prior Year	8 Change in Book Value/Recorded Investment						14 Book Value/ Recorded Investment Excluding Accrued Interest on Disposal	15 Consid- eration	16 Foreign Exchange Gain (Loss) on Disposal	17 Realized Gain (Loss) on Disposal	18 Total Gain (Loss) on Disposal
	2 City	3 State					8 Unrealized Valuation Increase/ (Decrease)	9 Current Year's (Amortization) /Accretion	10 Current Year's Other- Than- Temporary Impairment Recognized	11 Capitalized Deferred Interest and Other	12 Total Change in Book Value (8+9-10+11)	13 Total Foreign Exchange Change in Book Value					
OV3176770	LOS ANGELES	CA		01/31/2022		0	0	(36)	0	0	0	(36)	0	2,560	2,560	0	0
OV3186202	SACRAMENTO	CA		01/31/2022		0	0	(66)	0	0	0	(66)	0	3,830	3,830	0	0
OV3184465	NOVATO	CA		01/31/2022		0	0	16	0	0	0	16	0	3,872	3,872	0	0
OV3192391	NORTH LAS VEGAS	NV		01/31/2022		0	0	(4)	0	0	0	(4)	0	1,233	1,233	0	0
OV3170518	DALLAS	TX		01/31/2022		0	0	(7)	0	0	0	(7)	0	503	503	0	0
OV3190982	COLUMBUS	OH		01/31/2022		0	0	3	0	0	0	3	0	1,374	1,374	0	0
OV3176616	NEWARK	NJ		01/31/2022		0	0	14	0	0	0	14	0	1,623	1,623	0	0
OV3189637	LOS ANGELES	CA		01/31/2022		0	0	(8)	0	0	0	(8)	0	2,080	2,080	0	0
OV3250537	KISSIMMEE	FL		02/28/2022		0	0	(26)	0	0	0	(26)	0	993	993	0	0
OV3235563	CONCORD	NH		02/28/2022		0	0	(24)	0	0	0	(24)	0	2,662	2,662	0	0
OV3242111	MIDVALE	UT		02/28/2022		0	0	(24)	0	0	0	(24)	0	1,828	1,828	0	0
OV3242106	WILDWOOD	NJ		02/28/2022		0	0	(13)	0	0	0	(13)	0	1,997	1,997	0	0
OV3235446	ROSEVILLE	CA		02/28/2022		0	0	7	0	0	0	7	0	1,904	1,904	0	0
OV3241922	ABINGDON	MD		02/28/2022		0	0	(35)	0	0	0	(35)	0	1,582	1,582	0	0
OV3235472	PHOENIX	AZ		02/28/2022		0	0	40	0	0	0	40	0	2,864	2,864	0	0
OV3241345	MEMPHIS	TN		02/28/2022		0	0	(17)	0	0	0	(17)	0	977	977	0	0
OV3171580	BRENTWOOD	CA		02/28/2022		0	0	44	0	0	0	44	0	2,280	2,280	0	0
OV3250891	TAYLORSVILLE	UT		02/28/2022		0	0	(33)	0	0	0	(33)	0	2,192	2,192	0	0
OV3242225	TUBAC	AZ		02/28/2022		0	0	(7)	0	0	0	(7)	0	1,420	1,420	0	0
OV3246769	BELMONT	MA		02/28/2022		0	0	(42)	0	0	0	(42)	0	4,369	4,369	0	0
OV3242001	ARIZONA CITY	AZ		02/28/2022		0	0	(16)	0	0	0	(16)	0	1,243	1,243	0	0
OV3247101	BOSTON	MA		02/28/2022		0	0	(55)	0	0	0	(55)	0	2,396	2,396	0	0
OV3247145	COLUMBIA	SC		02/28/2022		0	0	(10)	0	0	0	(10)	0	1,171	1,171	0	0
OV3233096	PHOENIX	AZ		02/28/2022		0	0	(23)	0	0	0	(23)	0	1,533	1,533	0	0
OV3245597	KISSIMMEE	FL		02/28/2022		0	0	(14)	0	0	0	(14)	0	823	823	0	0
OV3247399	PROVO	UT		02/28/2022		0	0	(29)	0	0	0	(29)	0	1,928	1,928	0	0
OV3241434	PORT READING	NJ		02/28/2022		0	0	(23)	0	0	0	(23)	0	1,361	1,361	0	0
OV3237159	IMPERIAL	CA		02/28/2022		0	0	(13)	0	0	0	(13)	0	717	717	0	0
OV3235997	SACRAMENTO	CA		02/28/2022		0	0	(102)	0	0	0	(102)	0	5,713	5,713	0	0
OV3236660	HUTTO	TX		02/28/2022		0	0	(23)	0	0	0	(23)	0	1,392	1,392	0	0
OV3235834	GRAND JUNCTION	CO		02/28/2022		0	0	(29)	0	0	0	(29)	0	1,312	1,312	0	0
OV3250808	SHELTON	WA		02/28/2022		0	0	(22)	0	0	0	(22)	0	2,396	2,396	0	0
OV3242135	LEMON GROVE	CA		02/28/2022		0	0	(67)	0	0	0	(67)	0	2,964	2,964	0	0
OV3246761	LOGAN	UT		02/28/2022		0	0	(9)	0	0	0	(9)	0	1,412	1,412	0	0
OV3250662	TEMPE	AZ		02/28/2022		0	0	(29)	0	0	0	(29)	0	1,579	1,579	0	0
OV3241344	MEMPHIS	TN		02/28/2022		0	0	(16)	0	0	0	(16)	0	960	960	0	0
OV3247168	MEADOW VISTA	CA		02/28/2022		0	0	(18)	0	0	0	(18)	0	1,546	1,546	0	0
OV3243204	COOLIDGE	AZ		02/28/2022		0	0	(13)	0	0	0	(13)	0	1,149	1,149	0	0
OV3250890	W VALLEY CITY	UT		02/28/2022		0	0	(83)	0	0	0	(83)	0	3,594	3,594	0	0
OV3236700	CHARLOTTE	NC		02/28/2022		0	0	(20)	0	0	0	(20)	0	935	935	0	0
OV3247368	NORTH MYRTLE BEACH	SC		02/28/2022		0	0	(14)	0	0	0	(14)	0	905	905	0	0
OV3235473	HESPERIA	CA		02/28/2022		0	0	(13)	0	0	0	(13)	0	983	983	0	0
OV3235992	PATTERSON	CA		02/28/2022		0	0	(27)	0	0	0	(27)	0	3,049	3,049	0	0
OV3246771	IMPERIAL	CA		02/28/2022		0	0	(18)	0	0	0	(18)	0	981	981	0	0
OV3250647	EUGENE	OR		02/28/2022		0	0	(31)	0	0	0	(31)	0	1,738	1,738	0	0
OV3233835	HERRIMAN	UT		02/28/2022		0	0	(31)	0	0	0	(31)	0	2,077	2,077	0	0
OV3245603	PLANO	TX		02/28/2022		0	0	(28)	0	0	0	(28)	0	1,258	1,258	0	0
OV3241433	GARFIELD	NJ		02/28/2022		0	0	37	0	0	0	37	0	1,993	1,993	0	0
OV3236193	PHOENIX	AZ		02/28/2022		0	0	34	0	0	0	34	0	2,461	2,461	0	0
OV3245826	FRESNO	CA		02/28/2022		0	0	(30)	0	0	0	(30)	0	1,617	1,617	0	0
OV3237016	PALISADES PARK	NJ		02/28/2022		0	0	(4)	0	0	0	(4)	0	3,258	3,258	0	0

E02.124

STATEMENT AS OF JUNE 30, 2024 OF THE Reliance Standard Life Insurance Company

SCHEDULE B - PART 3

Showing All Mortgage Loans DISPOSED, Transferred or Repaid During the Current Quarter

1 Loan Number	2 Location		4 Loan Type	5 Date Acquired	6 Disposal Date	7 Book Value/ Recorded Investment Excluding Accrued Interest Prior Year	8 Change in Book Value/Recorded Investment					14 Book Value/ Recorded Investment Excluding Accrued Interest on Disposal	15 Consid- eration	16 Foreign Exchange Gain (Loss) on Disposal	17 Realized Gain (Loss) on Disposal	18 Total Gain (Loss) on Disposal
	2 City	3 State					8 Unrealized Valuation Increase/ (Decrease)	9 Current Year's (Amortization) /Accretion	10 Current Year's Other- Than- Temporary Impairment Recognized	11 Capitalized Deferred Interest and Other	12 Total Change in Book Value (8+9-10+11)					
0V3246628	MURPHY	TX		02/28/2022		0	0	(28)	0	0	(28)	0	2,657	2,657	0	0
BB3516675	EAST STROUDSBURG	PA		03/17/2022		0	0	63	0	0	63	0	1,093	1,093	0	0
3506972	BUCKHANNON	WV		03/17/2022		0	0	48	0	0	48	0	746	746	0	0
3283999	TAMPA	FL		03/17/2022		0	0	90	0	0	90	0	1,076	1,076	0	0
3111706	DALLAS	TX		03/17/2022		0	0	327	0	0	327	0	4,054	4,054	0	0
3615655	MOUNTAIN HOME	ID		03/17/2022		0	0	112	0	0	112	0	1,886	1,886	0	0
3402570	APPLE VALLEY	CA		03/17/2022		0	0	97	0	0	97	0	1,931	1,931	0	0
3437670	KIHEI	HI		03/17/2022		0	0	146	0	0	146	0	2,692	2,692	0	0
3224170	NAPLES	FL		03/17/2022		0	0	260	0	0	260	0	5,190	5,190	0	0
3424066	MASCOTTE	FL		03/17/2022		0	0	67	0	0	67	0	1,280	1,280	0	0
3490601	FAIRFAX	VA		03/17/2022		0	0	79	0	0	79	0	1,216	1,216	0	0
3545349	KILL DEVIL HILLS	NC		03/17/2022		0	0	53	0	0	53	0	692	692	0	0
3377909	CHARLOTTE	NC		03/17/2022		0	0	159	0	0	159	0	2,425	2,425	0	0
3435832	PLAYA DEL REY	CA		03/17/2022		0	0	191	0	0	191	0	3,649	3,649	0	0
3541683	MINT HILL	NC		03/17/2022		0	0	109	0	0	109	0	1,890	1,890	0	0
3490219	NEWARK	DE		03/17/2022		0	0	87	0	0	87	0	1,374	1,374	0	0
3452994	NASHVILLE	TN		03/17/2022		0	0	327	0	0	327	0	5,626	5,626	0	0
3473127	JACKSONVILLE	FL		03/17/2022		0	0	63	0	0	63	0	1,120	1,120	0	0
3284109	MOUNT PLEASANT	SC		03/17/2022		0	0	279	0	0	279	0	5,315	5,315	0	0
BB3369935	HILTON HEAD ISLAND	SC		03/17/2022		0	0	52	0	0	52	0	901	901	0	0
3604390	EAST MORICHES	NY		03/17/2022		0	0	237	0	0	237	0	5,101	5,101	0	0
3600298	FLOWER MOUND	TX		03/17/2022		0	0	138	0	0	138	0	2,511	2,511	0	0
BB9469278	COMPTON	CA		03/25/2022		0	0	48	0	0	48	0	1,243	1,243	0	0
BB3642543	PAMPA	TX		03/25/2022		0	0	21	0	0	21	0	319	319	0	0
BB2746910	SOUTH PADRE ISLAND	TX		03/25/2022		0	0	52	0	0	52	0	1,252	1,252	0	0
BB0058145	BUDA	TX		03/25/2022		0	0	133	0	0	133	0	2,037	2,037	0	0
BB1708699	PLEASANT HILL	CA		03/25/2022		0	0	207	0	0	207	0	2,774	2,774	0	0
BB9367814	SUIWANEE	GA		03/25/2022		0	0	7	0	0	7	0	1,400	1,400	0	0
BB0102979	EVANS	GA		03/25/2022		0	0	108	0	0	108	0	1,682	1,682	0	0
BB0005045	SHELBY TOWNSHIP	MI		03/25/2022		0	0	48	0	0	48	0	1,184	1,184	0	0
BB9310128	LONG BEACH	CA		03/25/2022		0	0	46	0	0	46	0	1,408	1,408	0	0
BB0237924	LIGHTHOUSE POINT	FL		03/25/2022		0	0	424	0	0	424	0	6,794	6,794	0	0
BB0243368	AUSTIN	TX		03/25/2022		0	0	217	0	0	217	0	3,173	3,173	0	0
BB1195996	OGDEN	UT		03/25/2022		0	0	106	0	0	106	0	2,065	2,065	0	0
BB4174992	BENTON	MO		03/25/2022		0	0	16	0	0	16	0	335	335	0	0
BB2250278	PHOENIX	AZ		03/25/2022		0	0	56	0	0	56	0	935	935	0	0
BB0360278	DEARBORN	MI		03/25/2022		0	0	88	0	0	88	0	1,453	1,453	0	0
BB0030320	ESSEX	CT		03/25/2022		0	0	58	0	0	58	0	1,562	1,562	0	0
BB9423334	CONCORD	CA		03/25/2022		0	0	100	0	0	100	0	3,378	3,378	0	0
BB9407147	SHERMAN OAKS	CA		03/25/2022		0	0	120	0	0	120	0	4,073	4,073	0	0
BB0239182	PENSACOLA	FL		03/25/2022		0	0	115	0	0	115	0	2,605	2,605	0	0
BB0159766	OAKLAND	CA		03/25/2022		0	0	149	0	0	149	0	2,972	2,972	0	0
BB0311763	ARLETA	CA		03/25/2022		0	0	33	0	0	33	0	2,134	2,134	0	0
BB9424432	ORANGE PARK	FL		03/25/2022		0	0	21	0	0	21	0	873	873	0	0
BB0217468	HASLET	TX		03/25/2022		0	0	82	0	0	82	0	1,426	1,426	0	0
BB0004709	MECHANICSBURG	PA		03/25/2022		0	0	65	0	0	65	0	2,175	2,175	0	0
BB1073371	RESEDA	CA		03/25/2022		0	0	219	0	0	219	0	3,293	3,293	0	0
BB9453491	YUBA CITY	CA		03/25/2022		0	0	52	0	0	52	0	1,689	1,689	0	0
BB0257463	WESLAO	TX		03/25/2022		0	0	44	0	0	44	0	1,032	1,032	0	0
BB2197940	INKSTER	MI		03/25/2022		0	0	37	0	0	37	0	562	562	0	0
BB1138543	CONCORD	CA		03/25/2022		0	0	188	0	0	188	0	3,287	3,287	0	0

E02.125

STATEMENT AS OF JUNE 30, 2024 OF THE Reliance Standard Life Insurance Company

SCHEDULE B - PART 3

Showing All Mortgage Loans DISPOSED, Transferred or Repaid During the Current Quarter

1 Loan Number	2 Location		4 Loan Type	5 Date Acquired	6 Disposal Date	7 Book Value/ Recorded Investment Excluding Accrued Interest Prior Year	8 Change in Book Value/Recorded Investment					14 Book Value/ Recorded Investment Excluding Accrued Interest on Disposal	15 Consid- eration	16 Foreign Exchange Gain (Loss) on Disposal	17 Realized Gain (Loss) on Disposal	18 Total Gain (Loss) on Disposal	
	2 City	3 State					8 Unrealized Valuation Increase/ (Decrease)	9 Current Year's (Amortization) /Accretion	10 Current Year's Other- Than- Temporary Impairment Recognized	11 Capitalized Deferred Interest and Other	12 Total Change in Book Value (8+9-10+11)						13 Total Foreign Exchange Change in Book Value
BB0099907	STERLING	VA		03/25/2022		0	0	.74	0	0	0	.74	0	1,604	1,604	0	0
BB0432732	RICHMOND	TX		03/25/2022		0	0	.79	0	0	0	.79	0	1,024	1,024	0	0
BB0827858	YUBA CITY	CA		03/25/2022		0	0	.96	0	0	0	.96	0	1,581	1,581	0	0
BB8718130	MOLALLA	OR		03/25/2022		0	0	.101	0	0	0	.101	0	1,884	1,884	0	0
BB0231670	DENVER	CO		03/25/2022		0	0	.110	0	0	0	.110	0	2,215	2,215	0	0
BB0150005	LOS ANGELES	CA		03/25/2022		0	0	.100	0	0	0	.100	0	2,502	2,502	0	0
BB0225613	BIG SKY	MT		03/25/2022		0	0	.222	0	0	0	.222	0	4,263	4,263	0	0
BB0183250	WEST CHESTER	PA		03/25/2022		0	0	.95	0	0	0	.95	0	1,964	1,964	0	0
BB9012879	LANTANA	FL		03/25/2022		0	0	.15	0	0	0	.15	0	622	622	0	0
BB8030379	AUSTIN	TX		03/25/2022		0	0	.44	0	0	0	.44	0	625	625	0	0
BB1386246	CYPRESS	TX		03/25/2022		0	0	.107	0	0	0	.107	0	1,720	1,720	0	0
OV3253768	WINDSOR	CO		03/31/2022		0	0	.8	0	0	0	.8	0	2,343	2,343	0	0
OV3263158	MANSFIELD CENTER	CT		03/31/2022		0	0	0	0	0	0	0	0	946	946	0	0
OV3267204	NORWALK	CA		03/31/2022		0	0	.13	0	0	0	.13	0	2,116	2,116	0	0
OV3264606	LAS VEGAS	NV		03/31/2022		0	0	.14	0	0	0	.14	0	2,117	2,117	0	0
OV3251960	COLORADO SPRINGS	CO		03/31/2022		0	0	.3	0	0	0	.3	0	898	898	0	0
OV3260203	PINEHURST	TX		03/31/2022		0	0	.4	0	0	0	.4	0	831	831	0	0
OV3255437	FORT MYERS	FL		03/31/2022		0	0	.19	0	0	0	.19	0	1,467	1,467	0	0
OV3266413	SEVIERVILLE	TN		03/31/2022		0	0	.43	0	0	0	.43	0	2,304	2,304	0	0
OV3251829	GEORGETOWN	TX		03/31/2022		0	0	.13	0	0	0	.13	0	1,467	1,467	0	0
OV3267193	NASHVILLE	TN		03/31/2022		0	0	.51	0	0	0	.51	0	2,388	2,388	0	0
OV3253693	LOGAN	UT		03/31/2022		0	0	.17	0	0	0	.17	0	1,133	1,133	0	0
OV3266246	CRYSTAL BEACH	TX		03/31/2022		0	0	.34	0	0	0	.34	0	1,699	1,699	0	0
OV3251820	POST FALLS	ID		03/31/2022		0	0	.59	0	0	0	.59	0	1,896	1,896	0	0
OV3247130	SUMNER	WA		03/31/2022		0	0	.54	0	0	0	.54	0	2,729	2,729	0	0
OV3269073	SOUTHLAKE	TX		03/31/2022		0	0	.17	0	0	0	.17	0	1,548	1,548	0	0
OV3251825	WASHINGTON	UT		03/31/2022		0	0	.22	0	0	0	.22	0	1,299	1,299	0	0
OV3266398	CRYSTAL BEACH	TX		03/31/2022		0	0	.135	0	0	0	.135	0	2,322	2,322	0	0
OV3261499	NORTH AURORA	IL		03/31/2022		0	0	.6	0	0	0	.6	0	1,087	1,087	0	0
OV3257846	GOLDEN	CO		03/31/2022		0	0	(.1)	0	0	0	(.1)	0	1,267	1,267	0	0
OV3266750	SURPRISE	AZ		03/31/2022		0	0	.42	0	0	0	.42	0	1,608	1,608	0	0
OV3252713	ORANGE BEACH	AL		03/31/2022		0	0	.34	0	0	0	.34	0	3,545	3,545	0	0
OV3253634	DORAL	FL		03/31/2022		0	0	.10	0	0	0	.10	0	2,020	2,020	0	0
OV3266396	TOPEKA	KS		03/31/2022		0	0	.2	0	0	0	.2	0	477	477	0	0
OV3252811	PORT SAINT LUCIE	FL		03/31/2022		0	0	.48	0	0	0	.48	0	7,854	7,854	0	0
OV3261656	LAKE HAVASU CITY	AZ		03/31/2022		0	0	.56	0	0	0	.56	0	2,491	2,491	0	0
OV3262801	BRIDGEPORT	CT		03/31/2022		0	0	.3	0	0	0	.3	0	1,139	1,139	0	0
OV3262240	WILLARD	UT		03/31/2022		0	0	.45	0	0	0	.45	0	1,198	1,198	0	0
OV3246760	NIBLEY	UT		03/31/2022		0	0	.25	0	0	0	.25	0	1,282	1,282	0	0
OV3258328	LAYTON	UT		03/31/2022		0	0	.29	0	0	0	.29	0	1,142	1,142	0	0
OV3262431	RENO	NV		03/31/2022		0	0	.23	0	0	0	.23	0	1,174	1,174	0	0
OV3263257	CHAMPION GATE	FL		03/31/2022		0	0	.5	0	0	0	.5	0	1,413	1,413	0	0
OV3263156	FORT WORTH	TX		03/31/2022		0	0	(.4)	0	0	0	(.4)	0	1,277	1,277	0	0
BB0737855	MANCHESTER	NH		02/28/2022		0	0	.130	0	0	0	.130	0	1,801	1,801	0	0
BB5374949	TAMPA	FL		02/28/2022		0	0	.80	0	0	0	.80	0	929	929	0	0
BB4219117	PARK CITY	UT		02/28/2022		0	0	.73	0	0	0	.73	0	1,619	1,619	0	0
BB4066082	ONTARIO	CA		02/28/2022		0	0	.134	0	0	0	.134	0	1,752	1,752	0	0
BB5180358	BUELLTON	CA		02/28/2022		0	0	.375	0	0	0	.375	0	4,304	4,304	0	0
BB6893917	DENVER	CO		02/28/2022		0	0	.83	0	0	0	.83	0	1,028	1,028	0	0
BB7848405	SUNRISE	FL		02/28/2022		0	0	.20	0	0	0	.20	0	2,358	2,358	0	0
BB3694055	SAN CLEMENTE	CA		02/28/2022		0	0	.585	0	0	0	.585	0	9,110	9,110	0	0

STATEMENT AS OF JUNE 30, 2024 OF THE Reliance Standard Life Insurance Company

SCHEDULE B - PART 3

Showing All Mortgage Loans DISPOSED, Transferred or Repaid During the Current Quarter

1 Loan Number	2 Location		4 Loan Type	5 Date Acquired	6 Disposal Date	7 Book Value/ Recorded Investment Excluding Accrued Interest Prior Year	8 Change in Book Value/Recorded Investment					14 Book Value/ Recorded Investment Excluding Accrued Interest on Disposal	15 Consid- eration	16 Foreign Exchange Gain (Loss) on Disposal	17 Realized Gain (Loss) on Disposal	18 Total Gain (Loss) on Disposal	
	2 City	3 State					8 Unrealized Valuation Increase/ (Decrease)	9 Current Year's (Amortization) /Accretion	10 Current Year's Other- Than- Temporary Impairment Recognized	11 Capitalized Deferred Interest and Other	12 Total Change in Book Value (8+9-10+11)						13 Total Foreign Exchange Change in Book Value
BB3276897	MULBERRY	FL		02/28/2022		0	0	213	0	0	0	213	0	2,393	2,393	0	0
BB7306623	SKOKIE	IL		02/28/2022		0	0	169	0	0	0	169	0	2,408	2,408	0	0
BB0694743	CANYON COUNTRY	CA		02/28/2022		0	0	745	0	0	0	745	0	8,590	8,590	0	0
BB0881556	BRONX	NY		02/28/2022		0	0	191	0	0	0	191	0	3,635	3,635	0	0
BB0783794	WALNUTPORT	PA		02/28/2022		0	0	139	0	0	0	139	0	1,818	1,818	0	0
BB2190287	PORT SAINT LUCIE	FL		02/28/2022		0	0	54	0	0	0	54	0	914	914	0	0
BB0521111	MIAMI	FL		02/28/2022		0	0	127	0	0	0	127	0	2,854	2,854	0	0
BB9458441	YAKIMA	WA		02/28/2022		0	0	175	0	0	0	175	0	2,337	2,337	0	0
BB9170711	EDMONDS	WA		02/28/2022		0	0	210	0	0	0	210	0	3,121	3,121	0	0
BB0773398	SAINT GEORGE	UT		02/28/2022		0	0	206	0	0	0	206	0	2,959	2,959	0	0
BB2113370	FAIRFIELD	CA		02/28/2022		0	0	140	0	0	0	140	0	1,950	1,950	0	0
BB8829486	PINELLAS PARK	FL		02/28/2022		0	0	603	0	0	0	603	0	6,924	6,924	0	0
BB3886511	FORT WORTH	TX		02/28/2022		0	0	91	0	0	0	91	0	1,213	1,213	0	0
BB7566051	IRVINGTON	NJ		02/28/2022		0	0	86	0	0	0	86	0	1,364	1,364	0	0
BB4251731	NINE MILE FALLS	WA		02/28/2022		0	0	113	0	0	0	113	0	1,617	1,617	0	0
BB9862351	EDEN	NY		02/28/2022		0	0	42	0	0	0	42	0	669	669	0	0
BB2720810	VIENNA	VA		02/28/2022		0	0	689	0	0	0	689	0	16,662	16,662	0	0
BB3568820	MENIFEE	CA		02/28/2022		0	0	203	0	0	0	203	0	2,276	2,276	0	0
BB7575510	VENICE	FL		02/28/2022		0	0	124	0	0	0	124	0	1,623	1,623	0	0
BB6118241	HAPPY VALLEY	OR		02/28/2022		0	0	216	0	0	0	216	0	3,663	3,663	0	0
BB0345202	KENNESAW	GA		02/28/2022		0	0	264	0	0	0	264	0	3,186	3,186	0	0
BB1262806	BAKERSFIELD	CA		02/28/2022		0	0	155	0	0	0	155	0	2,152	2,152	0	0
BB2056476	HAINES CITY	FL		02/28/2022		0	0	102	0	0	0	102	0	1,395	1,395	0	0
BB0837483	HUNTINGTON	NY		02/28/2022		0	0	224	0	0	0	224	0	2,851	2,851	0	0
BB0543475	ATLANTA	GA		02/28/2022		0	0	69	0	0	0	69	0	925	925	0	0
BB7985632	NORTH HOLLYWOOD	CA		02/28/2022		0	0	435	0	0	0	435	0	5,044	5,044	0	0
BB8758544	COLUMBUS	OH		02/28/2022		0	0	212	0	0	0	212	0	2,439	2,439	0	0
BB0925668	SOUTH RANGE	WI		02/28/2022		0	0	90	0	0	0	90	0	1,088	1,088	0	0
BB4871180	MIAMI	FL		02/28/2022		0	0	166	0	0	0	166	0	2,052	2,052	0	0
BB4732674	KILLEN	AL		02/28/2022		0	0	140	0	0	0	140	0	1,486	1,486	0	0
BB4323951	FRANKLIN	TN		02/28/2022		0	0	446	0	0	0	446	0	6,206	6,206	0	0
BB5182229	OLYMPIA	WA		02/28/2022		0	0	439	0	0	0	439	0	4,965	4,965	0	0
BB1169068	STERLING HEIGHTS	MI		02/28/2022		0	0	91	0	0	0	91	0	1,155	1,155	0	0
BB5225595	GREENVILLE	OH		02/28/2022		0	0	43	0	0	0	43	0	562	562	0	0
BB2923068	LAKELAND	FL		02/28/2022		0	0	61	0	0	0	61	0	765	765	0	0
BB0144578	EDINBURG	TX		02/28/2022		0	0	86	0	0	0	86	0	1,196	1,196	0	0
BB2781570	CONYERS	GA		02/28/2022		0	0	85	0	0	0	85	0	1,686	1,686	0	0
BB4904791	AMHERST	NY		02/28/2022		0	0	110	0	0	0	110	0	1,586	1,586	0	0
BB3205555	DANIEL ISLAND	SC		02/28/2022		0	0	412	0	0	0	412	0	6,397	6,397	0	0
BB5920367	HENDERSONVILLE	TN		02/28/2022		0	0	142	0	0	0	142	0	1,783	1,783	0	0
BB6856313	INDIAN HARBOUR BEACH	FL		02/28/2022		0	0	281	0	0	0	281	0	3,350	3,350	0	0
BB9644281	DANNVILLE	CA		02/28/2022		0	0	689	0	0	0	689	0	8,058	8,058	0	0
BB7140535	SIMI VALLEY	CA		02/28/2022		0	0	96	0	0	0	96	0	1,335	1,335	0	0
BB2973171	SARASOTA	FL		02/28/2022		0	0	205	0	0	0	205	0	2,719	2,719	0	0
BB9873899	GILBERT	AZ		02/28/2022		0	0	240	0	0	0	240	0	2,678	2,678	0	0
BB0047780	PEORIA	IL		02/28/2022		0	0	(39)	0	0	0	(39)	0	621	621	0	0
BB2148884	MIDLAND	MI		02/28/2022		0	0	97	0	0	0	97	0	865	865	0	0
BB1549150	LONG BEACH	MS		02/28/2022		0	0	20	0	0	0	20	0	226	226	0	0
BB2663135	MIAMI	FL		02/28/2022		0	0	201	0	0	0	201	0	707	707	0	0
BB1379589	MARRERO	LA		02/28/2022		0	0	(272)	0	0	0	(272)	0	1,732	1,732	0	0
BB1538612	CHATHAM	MA		02/28/2022		0	0	(457)	0	0	0	(457)	0	2,589	2,589	0	0

E02.127

STATEMENT AS OF JUNE 30, 2024 OF THE Reliance Standard Life Insurance Company

SCHEDULE B - PART 3

Showing All Mortgage Loans DISPOSED, Transferred or Repaid During the Current Quarter

1 Loan Number	2 Location		4 Loan Type	5 Date Acquired	6 Disposal Date	7 Book Value/ Recorded Investment Excluding Accrued Interest Prior Year	8 Change in Book Value/Recorded Investment					14 Book Value/ Recorded Investment Excluding Accrued Interest on Disposal	15 Consid- eration	16 Foreign Exchange Gain (Loss) on Disposal	17 Realized Gain (Loss) on Disposal	18 Total Gain (Loss) on Disposal	
	2 City	3 State					8 Unrealized Valuation Increase/ (Decrease)	9 Current Year's (Amortization) /Accretion	10 Current Year's Other- Than- Temporary Impairment Recognized	11 Capitalized Deferred Interest and Other	12 Total Change in Book Value (8+9-10+11)						13 Total Foreign Exchange Change in Book Value
BB0273243	PRINGLE	PA		02/28/2022		0	0	(172)	0	0	0	(172)	0	1,054	1,054	0	0
BB2745686	KISSIMMEE	FL		02/28/2022		0	0	107	0	0	0	107	0	931	931	0	0
BB2385062	RED OAK	TX		02/28/2022		0	0	(46)	0	0	0	(46)	0	746	746	0	0
BB1527190	KELLER	TX		02/28/2022		0	0	(154)	0	0	0	(154)	0	896	896	0	0
BB1093751	FELTON	PA		02/28/2022		0	0	(38)	0	0	0	(38)	0	952	952	0	0
BB1533476	LAUDERHILL	FL		02/28/2022		0	0	125	0	0	0	125	0	545	545	0	0
BB0045633	ELLENWOOD	GA		02/28/2022		0	0	(112)	0	0	0	(112)	0	630	630	0	0
BB2746268	BALTIMORE	MD		02/28/2022		0	0	102	0	0	0	102	0	774	774	0	0
BB1535795	KENOSHA	WI		02/28/2022		0	0	31	0	0	0	31	0	392	392	0	0
BB2684597	BEACON	NY		02/28/2022		0	0	(373)	0	0	0	(373)	0	2,899	2,899	0	0
BB1528675	WALDVIK	NJ		02/28/2022		0	0	118	0	0	0	118	0	1,278	1,278	0	0
BB0931516	NEW ORLEANS	LA		02/28/2022		0	0	14	0	0	0	14	0	326	326	0	0
BB0048669	DENVER	CO		02/28/2022		0	0	(56)	0	0	0	(56)	0	948	948	0	0
BB1654353	WINTERSET	IA		02/28/2022		0	0	(104)	0	0	0	(104)	0	1,145	1,145	0	0
BB0967614	COMER	GA		02/28/2022		0	0	22	0	0	0	22	0	2,084	2,084	0	0
BB2664937	BOONE	NC		02/28/2022		0	0	113	0	0	0	113	0	411	411	0	0
BB1529778	EAST HANOVER	NJ		02/28/2022		0	0	(81)	0	0	0	(81)	0	2,015	2,015	0	0
BB1528764	GREENVILLE	SC		02/28/2022		0	0	(325)	0	0	0	(325)	0	2,496	2,496	0	0
BB1515119	PORTAGE	IN		02/28/2022		0	0	(156)	0	0	0	(156)	0	1,244	1,244	0	0
BB2690069	NEWTOWN	PA		02/28/2022		0	0	(73)	0	0	0	(73)	0	669	669	0	0
BB2682367	MORENO VALLEY	CA		02/28/2022		0	0	159	0	0	0	159	0	3,510	3,510	0	0
BB1527687	HARVEY	LA		02/28/2022		0	0	89	0	0	0	89	0	381	381	0	0
BB1535999	ALLETOWN	PA		02/28/2022		0	0	39	0	0	0	39	0	497	497	0	0
BB0490073	RANDALLSTOWN	MD		02/28/2022		0	0	134	0	0	0	134	0	757	757	0	0
BB2745775	ABBOTTSTOWN	PA		02/28/2022		0	0	(11)	0	0	0	(11)	0	372	372	0	0
BB2689123	BROOKLYN	NY		02/28/2022		0	0	(155)	0	0	0	(155)	0	3,142	3,142	0	0
BB1532145	MILWAUKEE	WI		02/28/2022		0	0	392	0	0	0	392	0	1,329	1,329	0	0
BB1125265	CHARLOTTE	NC		02/28/2022		0	0	(7)	0	0	0	(7)	0	350	350	0	0
BB1556597	SPOKANE VALLEY	WA		02/28/2022		0	0	(67)	0	0	0	(67)	0	1,808	1,808	0	0
BB0947680	KANSAS CITY	MO		02/28/2022		0	0	36	0	0	0	36	0	317	317	0	0
BB2328094	LYNCHBURG	VA		02/28/2022		0	0	10	0	0	0	10	0	900	900	0	0
BB0329769	MARINA	CA		02/28/2022		0	0	271	0	0	0	271	0	2,873	2,873	0	0
BB1183687	MONTEREY	CA		02/28/2022		0	0	703	0	0	0	703	0	3,868	3,868	0	0
BB0490405	ELMHURST	IL		02/28/2022		0	0	134	0	0	0	134	0	4,759	4,759	0	0
BB2746446	WAKE FOREST	NC		02/28/2022		0	0	(343)	0	0	0	(343)	0	1,986	1,986	0	0
BB2690718	POULSBO	WA		02/28/2022		0	0	58	0	0	0	58	0	1,374	1,374	0	0
BB0932554	VIRGINIA BEACH	VA		02/28/2022		0	0	(87)	0	0	0	(87)	0	489	489	0	0
BB0356009	ISELIN	NJ		02/28/2022		0	0	(151)	0	0	0	(151)	0	860	860	0	0
BB0311075	MEMPHIS	TN		02/28/2022		0	0	44	0	0	0	44	0	319	319	0	0
BB1560910	BOUNTIFUL	UT		02/28/2022		0	0	(293)	0	0	0	(293)	0	2,826	2,826	0	0
BB1551961	BAY SHORE	NY		02/28/2022		0	0	54	0	0	0	54	0	733	733	0	0
BB1653941	GLENN HEIGHTS	TX		02/28/2022		0	0	39	0	0	0	39	0	849	849	0	0
BB0048750	SPRINGFIELD	MA		02/28/2022		0	0	(30)	0	0	0	(30)	0	739	739	0	0
BB0048256	TAYLORS	SC		02/28/2022		0	0	(49)	0	0	0	(49)	0	276	276	0	0
BB0986430	AURORA	IL		02/28/2022		0	0	(19)	0	0	0	(19)	0	309	309	0	0
BB0935285	NORTH CHESTERFIELD	VA		02/28/2022		0	0	19	0	0	0	19	0	486	486	0	0
BB2190297	NEW SMYRNA BEACH	FL		02/28/2022		0	0	103	0	0	0	103	0	965	965	0	0
BB2680103	DICKSON CITY	PA		02/28/2022		0	0	(31)	0	0	0	(31)	0	177	177	0	0
BB1532909	SAGINAW	MI		02/28/2022		0	0	42	0	0	0	42	0	200	200	0	0
BB1044396	EL DORADO	KS		02/28/2022		0	0	(124)	0	0	0	(124)	0	941	941	0	0
BB0987020	MARGATE CITY	NJ		02/28/2022		0	0	160	0	0	0	160	0	3,226	3,226	0	0

STATEMENT AS OF JUNE 30, 2024 OF THE Reliance Standard Life Insurance Company

SCHEDULE B - PART 3

Showing All Mortgage Loans DISPOSED, Transferred or Repaid During the Current Quarter

1 Loan Number	2 Location		4 Loan Type	5 Date Acquired	6 Disposal Date	7 Book Value/ Recorded Investment Excluding Accrued Interest Prior Year	8 Change in Book Value/Recorded Investment					14 Book Value/ Recorded Investment Excluding Accrued Interest on Disposal	15 Consid- eration	16 Foreign Exchange Gain (Loss) on Disposal	17 Realized Gain (Loss) on Disposal	18 Total Gain (Loss) on Disposal	
	2 City	3 State					8 Unrealized Valuation Increase/ (Decrease)	9 Current Year's (Amortization) /Accretion	10 Current Year's Other- Than- Temporary Impairment Recognized	11 Capitalized Deferred Interest and Other	12 Total Change in Book Value (8+9-10+11)						13 Total Foreign Exchange Change in Book Value
BB0904373	LITTLE ROCK	AR		02/28/2022		0	0	(13)	0	0	0	(13)	0	586	586	0	0
BB0311889	HAZLETON	PA		02/28/2022		0	0	(16)	0	0	0	(16)	0	654	654	0	0
BB0047424	MERRICK	NY		02/28/2022		0	0	(604)	0	0	0	(604)	0	4,014	4,014	0	0
BB0517231	AMHERST	NY		02/28/2022		0	0	(144)	0	0	0	(144)	0	1,166	1,166	0	0
BB2741098	GREENSBORO	NC		02/28/2022		0	0	18	0	0	0	18	0	702	702	0	0
BB1526479	HENRYVILLE	IN		02/28/2022		0	0	(88)	0	0	0	(88)	0	1,115	1,115	0	0
BB1543421	SANTA ROSA	CA		02/28/2022		0	0	(296)	0	0	0	(296)	0	2,044	2,044	0	0
BB2689899	HUDSON FALLS	NY		02/28/2022		0	0	(28)	0	0	0	(28)	0	717	717	0	0
BB0930374	ORLEANS	IN		02/28/2022		0	0	7	0	0	0	7	0	384	384	0	0
BB1098036	ALBUQUERQUE	NM		02/28/2022		0	0	(33)	0	0	0	(33)	0	462	462	0	0
BB1528780	SHREVEPORT	LA		02/28/2022		0	0	14	0	0	0	14	0	490	490	0	0
BB0313190	CALDWELL	ID		02/28/2022		0	0	119	0	0	0	119	0	1,321	1,321	0	0
BB0375299	JACKSONVILLE	FL		02/28/2022		0	0	(21)	0	0	0	(21)	0	1,312	1,312	0	0
BB0045286	COVINGTON	IA		02/28/2022		0	0	(99)	0	0	0	(99)	0	551	551	0	0
BB2664660	ROSE HILL	NC		02/28/2022		0	0	(128)	0	0	0	(128)	0	1,145	1,145	0	0
BB2689903	MARIETTA	GA		02/28/2022		0	0	(311)	0	0	0	(311)	0	2,155	2,155	0	0
BB2389032	CONYERS	GA		02/28/2022		0	0	62	0	0	0	62	0	532	532	0	0
BB2662286	HENDERSON	NV		02/28/2022		0	0	1	0	0	0	1	0	402	402	0	0
BB1535224	EL PASO	TX		02/28/2022		0	0	21	0	0	0	21	0	590	590	0	0
BB0237417	HOUSTON	TX		02/28/2022		0	0	(67)	0	0	0	(67)	0	3,233	3,233	0	0
BB0048430	LOS ANGELES	CA		02/28/2022		0	0	(86)	0	0	0	(86)	0	893	893	0	0
BB0982216	HOUSTON	TX		02/28/2022		0	0	(46)	0	0	0	(46)	0	1,023	1,023	0	0
BB2389618	BATON ROUGE	LA		02/28/2022		0	0	4	0	0	0	4	0	298	298	0	0
BB1008332	DENVER	CO		02/28/2022		0	0	(234)	0	0	0	(234)	0	1,437	1,437	0	0
BB0933623	DALLAS	GA		02/28/2022		0	0	53	0	0	0	53	0	706	706	0	0
BB1544590	LAUDERHILL	FL		02/28/2022		0	0	(24)	0	0	0	(24)	0	366	366	0	0
BB2150784	MOORE	OK		02/28/2022		0	0	261	0	0	0	261	0	4,569	4,569	0	0
BB2744973	COLONIE	NY		02/28/2022		0	0	186	0	0	0	186	0	334	334	0	0
BB1537585	RIVERSIDE	CA		02/28/2022		0	0	115	0	0	0	115	0	1,208	1,208	0	0
BB1561681	UNIONVILLE	IN		02/28/2022		0	0	(51)	0	0	0	(51)	0	285	285	0	0
BB0343909	PRINCETON	NJ		02/28/2022		0	0	(498)	0	0	0	(498)	0	2,897	2,897	0	0
BB2390318	MISSOURI CITY	TX		02/28/2022		0	0	(518)	0	0	0	(518)	0	4,567	4,567	0	0
BB0032430	BERKELEY	IL		02/28/2022		0	0	72	0	0	0	72	0	436	436	0	0
BB0937724	NORTH LITTLE ROCK	AR		02/28/2022		0	0	(48)	0	0	0	(48)	0	889	889	0	0
BB1530973	LANCASTER	OH		02/28/2022		0	0	(300)	0	0	0	(300)	0	1,841	1,841	0	0
BB0860545	STOCKTON	AL		02/28/2022		0	0	(50)	0	0	0	(50)	0	1,154	1,154	0	0
BB1362980	RUSTON	LA		02/28/2022		0	0	(208)	0	0	0	(208)	0	3,357	3,357	0	0
BB0933241	FISHERS	IN		02/28/2022		0	0	(191)	0	0	0	(191)	0	1,101	1,101	0	0
BB1006403	BROWN DEER	WI		02/28/2022		0	0	91	0	0	0	91	0	579	579	0	0
BB0327115	HUMBLE	TX		02/28/2022		0	0	62	0	0	0	62	0	955	955	0	0
BB1517991	BRADENTON	FL		02/28/2022		0	0	(68)	0	0	0	(68)	0	849	849	0	0
BB0860391	EAST CANTON	OH		02/28/2022		0	0	29	0	0	0	29	0	374	374	0	0
BB1546102	MACON	GA		02/28/2022		0	0	34	0	0	0	34	0	408	408	0	0
BB1548382	TUCSON	AZ		02/28/2022		0	0	20	0	0	0	20	0	278	278	0	0
BB1357333	BROWNSVILLE	TX		02/28/2022		0	0	(54)	0	0	0	(54)	0	402	402	0	0
BB1544605	ROYAL OAK	MI		02/28/2022		0	0	(24)	0	0	0	(24)	0	857	857	0	0
BB2659762	SAINT CLOUD	FL		02/28/2022		0	0	(42)	0	0	0	(42)	0	1,414	1,414	0	0
BB2689953	CLEVELAND	TN		02/28/2022		0	0	(24)	0	0	0	(24)	0	823	823	0	0
BB1538191	RICHFIELD	OH		02/28/2022		0	0	47	0	0	0	47	0	697	697	0	0
BB0048152	PHILADELPHIA	PA		02/28/2022		0	0	(35)	0	0	0	(35)	0	380	380	0	0
BB1517763	INDIANAPOLIS	IN		02/28/2022		0	0	2	0	0	0	2	0	79	79	0	0

E02.129

STATEMENT AS OF JUNE 30, 2024 OF THE Reliance Standard Life Insurance Company

SCHEDULE B - PART 3

Showing All Mortgage Loans DISPOSED, Transferred or Repaid During the Current Quarter

1 Loan Number	2 Location		4 Loan Type	5 Date Acquired	6 Disposal Date	7 Book Value/ Recorded Investment Excluding Accrued Interest Prior Year	8 Change in Book Value/Recorded Investment						14 Book Value/ Recorded Investment Excluding Accrued Interest on Disposal	15 Consid- eration	16 Foreign Exchange Gain (Loss) on Disposal	17 Realized Gain (Loss) on Disposal	18 Total Gain (Loss) on Disposal
	2 City	3 State					8 Unrealized Valuation Increase/ (Decrease)	9 Current Year's (Amortization) /Accretion	10 Current Year's Other- Than- Temporary Impairment Recognized	11 Capitalized Deferred Interest and Other	12 Total Change in Book Value (8+9-10+11)	13 Total Foreign Exchange Change in Book Value					
BB1548586	HAVERHILL	MA		02/28/2022		0	0	48	0	0	0	48	0	1,133	1,133	0	0
BB1070347	CENTREVILLE	AL		02/28/2022		0	0	(21)	0	0	0	(21)	0	141	141	0	0
BB1529223	MILWAUKEE	WI		02/28/2022		0	0	16	0	0	0	16	0	193	193	0	0
BB1537218	OKLAHOMA CITY	OK		02/28/2022		0	0	(102)	0	0	0	(102)	0	611	611	0	0
BB1039898	SAINT JOSEPH	MI		02/28/2022		0	0	23	0	0	0	23	0	186	186	0	0
BB1542734	LAWTON	OK		02/28/2022		0	0	(160)	0	0	0	(160)	0	1,304	1,304	0	0
BB1556377	ROCKFALL	CT		02/28/2022		0	0	375	0	0	0	375	0	1,913	1,913	0	0
BB1562166	ELGIN	IL		02/28/2022		0	0	106	0	0	0	106	0	641	641	0	0
BB1555567	UNION	NJ		02/28/2022		0	0	(311)	0	0	0	(311)	0	1,702	1,702	0	0
BB2392695	WEST HELENA	AR		02/28/2022		0	0	75	0	0	0	75	0	271	271	0	0
BB1532103	SOUTH BEND	IN		02/28/2022		0	0	6	0	0	0	6	0	1,234	1,234	0	0
BB0931037	CORNELIUS	NC		02/28/2022		0	0	(273)	0	0	0	(273)	0	2,521	2,521	0	0
BB2661785	ORLANDO	FL		02/28/2022		0	0	27	0	0	0	27	0	984	984	0	0
BB2663177	SYCAMORE	IL		02/28/2022		0	0	(991)	0	0	0	(991)	0	5,952	5,952	0	0
BB0490120	CINCINNATI	OH		02/28/2022		0	0	47	0	0	0	47	0	455	455	0	0
BB0311059	GROVE CITY	OH		02/28/2022		0	0	(5)	0	0	0	(5)	0	401	401	0	0
BB2689076	AMARILLO	TX		02/28/2022		0	0	(176)	0	0	0	(176)	0	1,271	1,271	0	0
BB0238560	CHATTANOOGA	TN		02/28/2022		0	0	55	0	0	0	55	0	629	629	0	0
BB1548675	SUNDERLAND	MD		02/28/2022		0	0	171	0	0	0	171	0	1,191	1,191	0	0
BB0352186	WILKES BARRE	PA		02/28/2022		0	0	(69)	0	0	0	(69)	0	314	314	0	0
BB1021788	LA PUENTE	CA		02/28/2022		0	0	178	0	0	0	178	0	2,653	2,653	0	0
BB1513769	MONTICELLO	NY		02/28/2022		0	0	24	0	0	0	24	0	233	233	0	0
BB0482012	MASSAPEQUA	NY		02/28/2022		0	0	700	0	0	0	700	0	3,543	3,543	0	0
BB1539082	OZONE PARK	NY		02/28/2022		0	0	89	0	0	0	89	0	1,422	1,422	0	0
BB0335362	HOUSTON	TX		02/28/2022		0	0	134	0	0	0	134	0	1,228	1,228	0	0
BB1098206	LANCASTER	PA		02/28/2022		0	0	(8)	0	0	0	(8)	0	364	364	0	0
BB0903000	ROUND ROCK	TX		02/28/2022		0	0	(113)	0	0	0	(113)	0	7,308	7,308	0	0
BB2745351	CADOTT	WI		02/28/2022		0	0	(22)	0	0	0	(22)	0	269	269	0	0
BB2690750	KENNER	LA		02/28/2022		0	0	5	0	0	0	5	0	1,017	1,017	0	0
BB0243921	SNELLVILLE	GA		02/28/2022		0	0	(5)	0	0	0	(5)	0	584	584	0	0
BB0941612	ORANGE	CT		02/28/2022		0	0	(79)	0	0	0	(79)	0	665	665	0	0
BB1540960	PITTSBURGH	PA		02/28/2022		0	0	(24)	0	0	0	(24)	0	243	243	0	0
BB1543455	CONROE	TX		02/28/2022		0	0	(136)	0	0	0	(136)	0	845	845	0	0
BB1544508	FAIRFIELD	OH		02/28/2022		0	0	13	0	0	0	13	0	337	337	0	0
BB3193450	SHREVEPORT	LA		02/28/2022		0	0	30	0	0	0	30	0	551	551	0	0
BB0266597	NORTH OLMSTED	OH		02/28/2022		0	0	(330)	0	0	0	(330)	0	2,431	2,431	0	0
BB1181994	PELHAM	NY		02/28/2022		0	0	144	0	0	0	144	0	1,495	1,495	0	0
BB0940654	TARBORO	NC		02/28/2022		0	0	(53)	0	0	0	(53)	0	685	685	0	0
BB2154924	RAYTOWN	MO		02/28/2022		0	0	(17)	0	0	0	(17)	0	686	686	0	0
BB1538450	YORKVILLE	IL		02/28/2022		0	0	(62)	0	0	0	(62)	0	519	519	0	0
BB0350095	BERLIN	NJ		02/28/2022		0	0	(97)	0	0	0	(97)	0	547	547	0	0
BB1536806	PITTSBURGH	PA		02/28/2022		0	0	(4)	0	0	0	(4)	0	258	258	0	0
BB1546827	SUN PRAIRIE	WI		02/28/2022		0	0	(12)	0	0	0	(12)	0	1,836	1,836	0	0
BB0370142	VAUXHALL	NJ		02/28/2022		0	0	134	0	0	0	134	0	1,010	1,010	0	0
BB1544736	WASHOUGAL	WA		02/28/2022		0	0	(31)	0	0	0	(31)	0	1,095	1,095	0	0
BB1514985	ALAMO	TN		02/28/2022		0	0	11	0	0	0	11	0	118	118	0	0
BB0367393	BATESBURG	SC		02/28/2022		0	0	24	0	0	0	24	0	165	165	0	0
BB2387721	GAITHERSBURG	MD		02/28/2022		0	0	479	0	0	0	479	0	1,839	1,839	0	0
BB0940044	FORT WORTH	TX		02/28/2022		0	0	(93)	0	0	0	(93)	0	537	537	0	0
BB0048721	SCHODACK LANDING	NY		02/28/2022		0	0	(23)	0	0	0	(23)	0	347	347	0	0
BB0310304	ELMHURST	IL		02/28/2022		0	0	140	0	0	0	140	0	5,937	5,937	0	0

E02.130

STATEMENT AS OF JUNE 30, 2024 OF THE Reliance Standard Life Insurance Company

SCHEDULE B - PART 3

Showing All Mortgage Loans DISPOSED, Transferred or Repaid During the Current Quarter

1 Loan Number	2 Location		4 Loan Type	5 Date Acquired	6 Disposal Date	7 Book Value/ Recorded Investment Excluding Accrued Interest Prior Year	8 Change in Book Value/Recorded Investment						14 Book Value/ Recorded Investment Excluding Accrued Interest on Disposal	15 Consid- eration	16 Foreign Exchange Gain (Loss) on Disposal	17 Realized Gain (Loss) on Disposal	18 Total Gain (Loss) on Disposal
	2 City	3 State					8 Unrealized Valuation Increase/ (Decrease)	9 Current Year's (Amortization) /Accretion	10 Current Year's Other- Than- Temporary Impairment Recognized	11 Capitalized Deferred Interest and Other	12 Total Change in Book Value (8+9-10+11)	13 Total Foreign Exchange Change in Book Value					
BB2684961	PORT ORCHARD	WA		02/28/2022		0	0	(163)	0	0	0	(163)	0	1,331	1,331	0	0
BB1089809	WARWICK	RI		02/28/2022		0	0	(28)	0	0	0	(28)	0	491	491	0	0
BB1151698	BALTIMORE	MD		02/28/2022		0	0	52	0	0	0	52	0	594	594	0	0
BB1301447	BEACHWOOD	NJ		02/28/2022		0	0	138	0	0	0	138	0	1,960	1,960	0	0
BB0356978	WHITMAN	MA		02/28/2022		0	0	(231)	0	0	0	(231)	0	1,396	1,396	0	0
BB1543049	CONCORD	NC		02/28/2022		0	0	(163)	0	0	0	(163)	0	1,212	1,212	0	0
BB0048069	LINCOLN	DE		02/28/2022		0	0	(65)	0	0	0	(65)	0	385	385	0	0
BB0047676	MUNFORD	TN		02/28/2022		0	0	53	0	0	0	53	0	648	648	0	0
BB0369434	EUREKA	MO		02/28/2022		0	0	134	0	0	0	134	0	926	926	0	0
BB0901317	MILLVILLE	NJ		02/28/2022		0	0	(58)	0	0	0	(58)	0	1,274	1,274	0	0
BB2660713	CROWN POINT	IN		02/28/2022		0	0	15	0	0	0	15	0	642	642	0	0
BB2689424	SPOKANE	WA		02/28/2022		0	0	(1,297)	0	0	0	(1,297)	0	10,769	10,769	0	0
BB1376997	RADNOR	PA		02/28/2022		0	0	85	0	0	0	85	0	722	722	0	0
BB1550347	SPRING VALLEY	NY		02/28/2022		0	0	(198)	0	0	0	(198)	0	3,626	3,626	0	0
BB2151031	WILLINGBORO	NJ		02/28/2022		0	0	(9)	0	0	0	(9)	0	383	383	0	0
BB1530850	MIAMI	FL		02/28/2022		0	0	198	0	0	0	198	0	689	689	0	0
BB1514406	LIZELLA	GA		02/28/2022		0	0	(93)	0	0	0	(93)	0	1,072	1,072	0	0
BB0367597	FERNDALE	WA		02/28/2022		0	0	(21)	0	0	0	(21)	0	877	877	0	0
BB1544299	PHILADELPHIA	PA		02/28/2022		0	0	6	0	0	0	6	0	261	261	0	0
BB1550054	ORANGEBURG	SC		02/28/2022		0	0	14	0	0	0	14	0	70	70	0	0
BB0324997	LAS VEGAS	NV		02/28/2022		0	0	9	0	0	0	9	0	1,179	1,179	0	0
BB2690695	COLUMBUS	OH		02/28/2022		0	0	(118)	0	0	0	(118)	0	1,638	1,638	0	0
BB1563617	HATBORO	PA		02/28/2022		0	0	(56)	0	0	0	(56)	0	1,239	1,239	0	0
BB2742832	BEDFORD	OH		02/28/2022		0	0	(178)	0	0	0	(178)	0	1,087	1,087	0	0
BB1065619	WESTBURY	NY		02/28/2022		0	0	126	0	0	0	126	0	495	495	0	0
BB2150687	SUFFOLK	VA		02/28/2022		0	0	130	0	0	0	130	0	978	978	0	0
BB0048177	CHARLOTTE	NC		02/28/2022		0	0	(172)	0	0	0	(172)	0	1,177	1,177	0	0
BB2330368	BEAUFORT	SC		02/28/2022		0	0	(225)	0	0	0	(225)	0	1,336	1,336	0	0
BB1097797	SPRINGFIELD	PA		02/28/2022		0	0	(43)	0	0	0	(43)	0	299	299	0	0
BB0932601	OAK ISLAND	NC		02/28/2022		0	0	(69)	0	0	0	(69)	0	750	750	0	0
BB0488018	CHICAGO	IL		02/28/2022		0	0	(140)	0	0	0	(140)	0	812	812	0	0
BB2683541	HOUSTON	TX		02/28/2022		0	0	(47)	0	0	0	(47)	0	923	923	0	0
BB2388913	NORTH LITTLE ROCK	AR		02/28/2022		0	0	82	0	0	0	82	0	289	289	0	0
BB2660941	CLEARWATER	FL		02/28/2022		0	0	(9)	0	0	0	(9)	0	643	643	0	0
BB1529388	DERIDDER	LA		02/28/2022		0	0	56	0	0	0	56	0	501	501	0	0
BB1363643	NEW IBERIA	LA		02/28/2022		0	0	(137)	0	0	0	(137)	0	1,349	1,349	0	0
BB2385224	NASHVILLE	TN		02/28/2022		0	0	(16)	0	0	0	(16)	0	403	403	0	0
BB0934271	CHESAPEAKE	VA		02/28/2022		0	0	(447)	0	0	0	(447)	0	3,353	3,353	0	0
BB1517608	MIDDLETOWN	DE		02/28/2022		0	0	(38)	0	0	0	(38)	0	841	841	0	0
BB0859853	HARRISON	OH		02/28/2022		0	0	32	0	0	0	32	0	429	429	0	0
BB1543081	LANCASTER	WI		02/28/2022		0	0	8	0	0	0	8	0	359	359	0	0
BB1560944	LODI	NJ		02/28/2022		0	0	(167)	0	0	0	(167)	0	2,685	2,685	0	0
BB0932017	HARTFORD	CT		02/28/2022		0	0	(55)	0	0	0	(55)	0	959	959	0	0
BB0047321	MEMPHIS	TN		02/28/2022		0	0	(90)	0	0	0	(90)	0	786	786	0	0
BB0374722	PHOENIX	AZ		02/28/2022		0	0	(80)	0	0	0	(80)	0	594	594	0	0
BB1543374	CROYDON	PA		02/28/2022		0	0	(11)	0	0	0	(11)	0	645	645	0	0
BB1543057	CHANDLER	AZ		02/28/2022		0	0	(97)	0	0	0	(97)	0	552	552	0	0
BB0322880	RIALTO	CA		02/28/2022		0	0	61	0	0	0	61	0	1,488	1,488	0	0
BB0330778	PALMDALE	CA		02/28/2022		0	0	104	0	0	0	104	0	1,626	1,626	0	0
BB0291542	STOCKLEWILLE	NJ		02/28/2022		0	0	54	0	0	0	54	0	315	315	0	0
BB2690328	ASTON	PA		02/28/2022		0	0	(120)	0	0	0	(120)	0	1,776	1,776	0	0

E02.131

STATEMENT AS OF JUNE 30, 2024 OF THE Reliance Standard Life Insurance Company

SCHEDULE B - PART 3

Showing All Mortgage Loans DISPOSED, Transferred or Repaid During the Current Quarter

1 Loan Number	2 Location		4 Loan Type	5 Date Acquired	6 Disposal Date	7 Book Value/ Recorded Investment Excluding Accrued Interest Prior Year	8 Change in Book Value/Recorded Investment						14 Book Value/ Recorded Investment Excluding Accrued Interest on Disposal	15 Consid- eration	16 Foreign Exchange Gain (Loss) on Disposal	17 Realized Gain (Loss) on Disposal	18 Total Gain (Loss) on Disposal
	2 City	3 State					8 Unrealized Valuation Increase/ (Decrease)	9 Current Year's (Amortization) /Accretion	10 Current Year's Other- Than- Temporary Impairment Recognized	11 Capitalized Deferred Interest and Other	12 Total Change in Book Value (8+9-10+11)	13 Total Foreign Exchange Change in Book Value					
BB0863072	CLINTON	MD		02/28/2022		0	0	.47	0	0	0	.47	0	1,408	1,408	0	0
BB0984250	CLINTON	MD		02/28/2022		0	0	(345)	0	0	0	(345)	0	2,158	2,158	0	0
BB2740791	SLINGER	WI		02/28/2022		0	0	(18)	0	0	0	(18)	0	509	509	0	0
BB1026217	WESTERVILLE	OH		02/28/2022		0	0	(132)	0	0	0	(132)	0	1,016	1,016	0	0
BB2662561	FALMOUTH	KY		02/28/2022		0	0	.6	0	0	0	.6	0	218	218	0	0
BB1363342	YOUNGSVILLE	LA		02/28/2022		0	0	(326)	0	0	0	(326)	0	3,558	3,558	0	0
BB1558913	NOKESVILLE	VA		02/28/2022		0	0	(18)	0	0	0	(18)	0	139	139	0	0
BB0352607	WORCESTER	MA		02/28/2022		0	0	(70)	0	0	0	(70)	0	1,129	1,129	0	0
BB1007564	EVERETT	WA		02/28/2022		0	0	.4	0	0	0	.4	0	1,670	1,670	0	0
BB2327276	CONGERS	NY		02/28/2022		0	0	(112)	0	0	0	(112)	0	541	541	0	0
BB1093395	BOURNE	MA		02/28/2022		0	0	(100)	0	0	0	(100)	0	677	677	0	0
BB1537250	WEST ALLIS	WI		02/28/2022		0	0	(49)	0	0	0	(49)	0	622	622	0	0
BB2156756	IRVINE	CA		02/28/2022		0	0	(9)	0	0	0	(9)	0	572	572	0	0
BB0048295	TUNKHANNOCK	PA		02/28/2022		0	0	(201)	0	0	0	(201)	0	1,152	1,152	0	0
BB1562653	LINCOLN	DE		02/28/2022		0	0	(22)	0	0	0	(22)	0	120	120	0	0
BB0047888	SEATAC	WA		02/28/2022		0	0	(70)	0	0	0	(70)	0	778	778	0	0
BB0372021	PALMDALE	CA		02/28/2022		0	0	(50)	0	0	0	(50)	0	1,053	1,053	0	0
BB0326525	HOUSTON	TX		02/28/2022		0	0	.18	0	0	0	.18	0	1,138	1,138	0	0
BB0269529	NEWBERRY	SC		02/28/2022		0	0	(427)	0	0	0	(427)	0	2,606	2,606	0	0
BB0269383	COLUMBUS	OH		02/28/2022		0	0	(57)	0	0	0	(57)	0	538	538	0	0
BB2330994	MIAMI	FL		02/28/2022		0	0	(93)	0	0	0	(93)	0	590	590	0	0
BB0357055	NEW SMYRNA BEACH	FL		02/28/2022		0	0	(266)	0	0	0	(266)	0	1,543	1,543	0	0
BB0048188	ELGIN	TX		02/28/2022		0	0	(54)	0	0	0	(54)	0	397	397	0	0
BB2741006	TEMPLE HLS	MD		02/28/2022		0	0	(23)	0	0	0	(23)	0	848	848	0	0
BB0001486	NEW ORLEANS	LA		02/28/2022		0	0	(150)	0	0	0	(150)	0	864	864	0	0
BB1548748	PAULSBORO	NJ		02/28/2022		0	0	.13	0	0	0	.13	0	170	170	0	0
BB1554074	FAIR LAWN	NJ		02/28/2022		0	0	(70)	0	0	0	(70)	0	1,261	1,261	0	0
BB2689589	GOLDONNA	LA		02/28/2022		0	0	.56	0	0	0	.56	0	693	693	0	0
BB0514534	MILWAUKEE	WI		02/28/2022		0	0	.151	0	0	0	.151	0	257	257	0	0
BB0985785	WASHINGTON	DC		02/28/2022		0	0	(54)	0	0	0	(54)	0	986	986	0	0
BB0932449	CHICAGO	IL		02/28/2022		0	0	.62	0	0	0	.62	0	1,343	1,343	0	0
BB0364646	WORCESTER	MA		02/28/2022		0	0	(81)	0	0	0	(81)	0	1,080	1,080	0	0
BB0241149	WAIMANALO	HI		02/28/2022		0	0	.4	0	0	0	.4	0	4,379	4,379	0	0
BB2743197	HALIFAX	PA		02/28/2022		0	0	(1,175)	0	0	0	(1,175)	0	7,040	7,040	0	0
BB0948157	NORTON	VA		02/28/2022		0	0	(68)	0	0	0	(68)	0	1,417	1,417	0	0
BB2385753	RENTON	WA		02/28/2022		0	0	(34)	0	0	0	(34)	0	1,424	1,424	0	0
BB2743317	MARRERO	LA		02/28/2022		0	0	.25	0	0	0	.25	0	461	461	0	0
BB0985646	BOKOSHE	OK		02/28/2022		0	0	(45)	0	0	0	(45)	0	441	441	0	0
BB0320561	ALBUQUERQUE	NM		02/28/2022		0	0	.96	0	0	0	.96	0	2,119	2,119	0	0
BB1551539	GILBERTS	IL		02/28/2022		0	0	(40)	0	0	0	(40)	0	604	604	0	0
BB1536246	DURANT	MS		02/28/2022		0	0	(24)	0	0	0	(24)	0	1,025	1,025	0	0
BB1557195	GLENMONT	NY		02/28/2022		0	0	(117)	0	0	0	(117)	0	939	939	0	0
BB0356766	OMAHA	NE		02/28/2022		0	0	(140)	0	0	0	(140)	0	800	800	0	0
BB1562912	NEW MARKET	MD		02/28/2022		0	0	(152)	0	0	0	(152)	0	1,805	1,805	0	0
BB0047487	HAGERSTOWN	MD		02/28/2022		0	0	.96	0	0	0	.96	0	1,102	1,102	0	0
BB0272954	MEMPHIS	TN		02/28/2022		0	0	.2	0	0	0	.2	0	249	249	0	0
BB1559139	FRANKLIN	NJ		02/28/2022		0	0	.171	0	0	0	.171	0	664	664	0	0
BB1008780	GLENMONT	NY		02/28/2022		0	0	.3	0	0	0	.3	0	316	316	0	0
BB1536856	MORRISTOWN	TN		02/28/2022		0	0	.10	0	0	0	.10	0	518	518	0	0
BB0904226	TRACY	CA		02/28/2022		0	0	(145)	0	0	0	(145)	0	1,059	1,059	0	0
BB0857796	BUSHKILL	PA		02/28/2022		0	0	(124)	0	0	0	(124)	0	1,814	1,814	0	0

E02.132

STATEMENT AS OF JUNE 30, 2024 OF THE Reliance Standard Life Insurance Company

SCHEDULE B - PART 3

Showing All Mortgage Loans DISPOSED, Transferred or Repaid During the Current Quarter

1 Loan Number	2 Location		4 Loan Type	5 Date Acquired	6 Disposal Date	7 Book Value/ Recorded Investment Excluding Accrued Interest Prior Year	8 Change in Book Value/Recorded Investment						14 Book Value/ Recorded Investment Excluding Accrued Interest on Disposal	15 Consid- eration	16 Foreign Exchange Gain (Loss) on Disposal	17 Realized Gain (Loss) on Disposal	18 Total Gain (Loss) on Disposal
	2 City	3 State					8 Unrealized Valuation Increase/ (Decrease)	9 Current Year's (Amortization) /Accretion	10 Current Year's Other- Than- Temporary Impairment Recognized	11 Capitalized Deferred Interest and Other	12 Total Change in Book Value (8+9-10+11)	13 Total Foreign Exchange Change in Book Value					
BB0100381	CHILTON	WI		04/14/2022		0	0	119	0	0	0	119	0	1,791	1,791	0	0
BB0300729	VACAVILLE	CA		04/14/2022		0	0	197	0	0	0	197	0	3,223	3,223	0	0
BB0212994	NEW ALBANY	IN		04/14/2022		0	0	78	0	0	0	78	0	1,438	1,438	0	0
BB0330789	HOUSTON	TX		04/14/2022		0	0	118	0	0	0	118	0	1,836	1,836	0	0
BB0300661	VACAVILLE	CA		04/14/2022		0	0	133	0	0	0	133	0	2,512	2,512	0	0
BB0300206	SANTA MARIA	CA		04/14/2022		0	0	160	0	0	0	160	0	2,614	2,614	0	0
BB0405600	WORCESTER	MA		04/14/2022		0	0	189	0	0	0	189	0	3,185	3,185	0	0
BB0322184	HOUSTON	TX		04/14/2022		0	0	134	0	0	0	134	0	1,957	1,957	0	0
BB0302808	CASA GRANDE	AZ		04/14/2022		0	0	111	0	0	0	111	0	1,844	1,844	0	0
BB0400439	ROCKVILLE	MD		04/14/2022		0	0	63	0	0	0	63	0	1,049	1,049	0	0
BB0405146	WORCESTER	MA		04/14/2022		0	0	76	0	0	0	76	0	1,175	1,175	0	0
BB3378682	PASCO	WA		05/02/2022		0	0	214	0	0	0	214	0	2,630	2,630	0	0
BB3287833	LOS ANGELES	CA		05/02/2022		0	0	119	0	0	0	119	0	1,384	1,384	0	0
BB3390489	NEWBURY PARK	CA		05/02/2022		0	0	663	0	0	0	663	0	6,110	6,110	0	0
BB1024432	LAS VEGAS	NV		05/02/2022		0	0	184	0	0	0	184	0	1,740	1,740	0	0
BB1000214	PHOENIX	AZ		05/02/2022		0	0	96	0	0	0	96	0	1,173	1,173	0	0
BB1038205	PHOENIX	AZ		05/02/2022		0	0	112	0	0	0	112	0	994	994	0	0
BB1027689	SAN JOSE	CA		05/02/2022		0	0	288	0	0	0	288	0	2,735	2,735	0	0
BB3379668	LONG BEACH	CA		05/02/2022		0	0	275	0	0	0	275	0	3,301	3,301	0	0
BB0394871	BAILEY	NC		05/02/2022		0	0	75	0	0	0	75	0	1,247	1,247	0	0
BB0364434	CHAMBERSBURG	PA		05/02/2022		0	0	56	0	0	0	56	0	571	571	0	0
BB0363278	CHARLOTTESVILLE	VA		05/02/2022		0	0	193	0	0	0	193	0	2,108	2,108	0	0
BB0363598	NORFOLK	VA		05/02/2022		0	0	676	0	0	0	676	0	8,088	8,088	0	0
BB0309572	MILLERSVILLE	MD		05/02/2022		0	0	141	0	0	0	141	0	1,830	1,830	0	0
BB0363314	FORT HUNT	VA		05/02/2022		0	0	453	0	0	0	453	0	4,381	4,381	0	0
BB0379334	NORFOLK	VA		05/02/2022		0	0	167	0	0	0	167	0	2,399	2,399	0	0
BB0341675	WEST CHESTER	PA		05/02/2022		0	0	242	0	0	0	242	0	2,977	2,977	0	0
BB0313675	CENTREVILLE	VA		05/02/2022		0	0	79	0	0	0	79	0	1,222	1,222	0	0
BB0372801	WALDORF	MD		05/02/2022		0	0	38	0	0	0	38	0	660	660	0	0
BB0312586	BURKE	VA		05/02/2022		0	0	126	0	0	0	126	0	2,201	2,201	0	0
BB0314519	PERRY HALL	MD		05/02/2022		0	0	400	0	0	0	400	0	5,447	5,447	0	0
BB0378503	CLEAR SPRING	MD		05/02/2022		0	0	178	0	0	0	178	0	2,300	2,300	0	0
BB0403707	CROFTON	MD		05/02/2022		0	0	76	0	0	0	76	0	1,485	1,485	0	0
BB0385175	WEIGELSTOWN	PA		05/02/2022		0	0	206	0	0	0	206	0	2,712	2,712	0	0
BB0351802	SHELBY	NC		05/02/2022		0	0	56	0	0	0	56	0	568	568	0	0
BB0311082	CARLISLE	PA		05/02/2022		0	0	50	0	0	0	50	0	531	531	0	0
BB0304586	RALEIGH	NC		05/02/2022		0	0	226	0	0	0	226	0	2,116	2,116	0	0
OV3158789	OCEANSIDE	CA		04/29/2022		0	0	147	0	0	0	147	0	6,208	6,208	0	0
OV3253619	VANCOUVER	WA		04/29/2022		0	0	112	0	0	0	112	0	3,189	3,189	0	0
OV3267297	KEMAH	TX		04/29/2022		0	0	25	0	0	0	25	0	857	857	0	0
OV3257034	HOLLYWOOD	FL		04/29/2022		0	0	33	0	0	0	33	0	1,287	1,287	0	0
OV3246766	LAWRENCE	MA		04/29/2022		0	0	57	0	0	0	57	0	2,113	2,113	0	0
OV3263100	WASILLA	AK		04/29/2022		0	0	33	0	0	0	33	0	1,367	1,367	0	0
OV3252940	NORTH WILDWOOD	NJ		04/29/2022		0	0	47	0	0	0	47	0	2,290	2,290	0	0
OV3254492	PARRISH	FL		04/29/2022		0	0	21	0	0	0	21	0	1,154	1,154	0	0
OV3266883	SAN DIEGO	CA		04/29/2022		0	0	66	0	0	0	66	0	3,460	3,460	0	0
OV3257786	GALVESTON	TX		04/29/2022		0	0	39	0	0	0	39	0	2,100	2,100	0	0
OV3268685	NEW BRAUNFELS	TX		04/29/2022		0	0	44	0	0	0	44	0	1,595	1,595	0	0
OV3260300	SPRINGFIELD	OR		04/29/2022		0	0	39	0	0	0	39	0	1,151	1,151	0	0
OV3254544	THE VILLAGES	FL		04/29/2022		0	0	25	0	0	0	25	0	1,410	1,410	0	0
OV3252881	SOUTHAMPTON	NY		04/29/2022		0	0	187	0	0	0	187	0	3,219	3,219	0	0

STATEMENT AS OF JUNE 30, 2024 OF THE Reliance Standard Life Insurance Company

SCHEDULE B - PART 3

Showing All Mortgage Loans DISPOSED, Transferred or Repaid During the Current Quarter

1 Loan Number	2 Location		4 Loan Type	5 Date Acquired	6 Disposal Date	7 Book Value/ Recorded Investment Excluding Accrued Interest Prior Year	8 Change in Book Value/Recorded Investment						14 Book Value/ Recorded Investment Excluding Accrued Interest on Disposal	15 Consid- eration	16 Foreign Exchange Gain (Loss) on Disposal	17 Realized Gain (Loss) on Disposal	18 Total Gain (Loss) on Disposal
	2 City	3 State					8 Unrealized Valuation Increase/ (Decrease)	9 Current Year's (Amortization) /Accretion	10 Current Year's Other- Than- Temporary Impairment Recognized	11 Capitalized Deferred Interest and Other	12 Total Change in Book Value (8+9-10+11)	13 Total Foreign Exchange Change in Book Value					
OV3258343	HACKENSACK	NJ		04/29/2022		0	0	57	0	0	0	57	0	1,744	1,744	0	0
OV3250530	BOISE	ID		04/29/2022		0	0	25	0	0	0	25	0	1,118	1,118	0	0
OV3252264	STOCKTON	CA		04/29/2022		0	0	41	0	0	0	41	0	1,484	1,484	0	0
OV3251899	VISALIA	CA		04/29/2022		0	0	17	0	0	0	17	0	846	846	0	0
OV3275723	MESA	AZ		04/29/2022		0	0	44	0	0	0	44	0	1,860	1,860	0	0
OV3251832	BROCKTON	MA		04/29/2022		0	0	60	0	0	0	60	0	2,381	2,381	0	0
OV3253781	MADERA	CA		04/29/2022		0	0	23	0	0	0	23	0	1,057	1,057	0	0
OV3168424	CHICAGO	IL		04/29/2022		0	0	75	0	0	0	75	0	1,534	1,534	0	0
OV3250895	HOLYOKE	MA		04/29/2022		0	0	30	0	0	0	30	0	1,062	1,062	0	0
OV3246753	ARLINGTON	TX		04/29/2022		0	0	48	0	0	0	48	0	1,401	1,401	0	0
OV3257797	ANTIOCH	TN		04/29/2022		0	0	31	0	0	0	31	0	781	781	0	0
OV3266774	NASHVILLE	TN		04/29/2022		0	0	27	0	0	0	27	0	1,972	1,972	0	0
OV3260311	KANEHOE	HI		04/29/2022		0	0	81	0	0	0	81	0	3,227	3,227	0	0
OV3265117	SARASOTA	FL		04/29/2022		0	0	47	0	0	0	47	0	3,249	3,249	0	0
OV3244435	PATCHOQUE	NY		04/29/2022		0	0	53	0	0	0	53	0	1,532	1,532	0	0
OV3246686	LAKE WORTH	FL		04/29/2022		0	0	55	0	0	0	55	0	2,006	2,006	0	0
OV3257033	PLANO	TX		04/29/2022		0	0	31	0	0	0	31	0	1,112	1,112	0	0
OV3250608	ROSEVILLE	CA		04/29/2022		0	0	38	0	0	0	38	0	2,057	2,057	0	0
OV3250787	CHARLOTTE	NC		04/29/2022		0	0	25	0	0	0	25	0	1,129	1,129	0	0
OV3251761	BROOKLYN	NY		04/29/2022		0	0	55	0	0	0	55	0	3,033	3,033	0	0
OV3268074	LAS VEGAS	NV		04/29/2022		0	0	34	0	0	0	34	0	2,677	2,677	0	0
OV3252785	LOS ANGELES	CA		04/29/2022		0	0	135	0	0	0	135	0	3,685	3,685	0	0
OV3153904	HILTON HEAD ISLAND	SC		04/29/2022		0	0	76	0	0	0	76	0	2,407	2,407	0	0
OV3170220	HYANNIS	MA		04/29/2022		0	0	40	0	0	0	40	0	1,337	1,337	0	0
OV3257787	GOODYEAR	AZ		04/29/2022		0	0	60	0	0	0	60	0	1,533	1,533	0	0
OV3260301	SPRINGFIELD	OR		04/29/2022		0	0	50	0	0	0	50	0	1,422	1,422	0	0
OV3252692	DORCHESTER CENTER	MA		04/29/2022		0	0	68	0	0	0	68	0	2,943	2,943	0	0
OV3252759	LEHI	UT		04/29/2022		0	0	90	0	0	0	90	0	1,927	1,927	0	0
OV3250587	PALATINE	IL		04/29/2022		0	0	19	0	0	0	19	0	1,020	1,020	0	0
OV3253737	BROOKLYN	NY		04/29/2022		0	0	67	0	0	0	67	0	2,084	2,084	0	0
OV3251989	CHICAGO	IL		04/29/2022		0	0	26	0	0	0	26	0	2,095	2,095	0	0
OV3167895	SOUTH AMBOY	NJ		04/29/2022		0	0	77	0	0	0	77	0	1,482	1,482	0	0
OV3275864	BRIGANTINE	NJ		04/29/2022		0	0	25	0	0	0	25	0	1,295	1,295	0	0
OV3255477	TORRANCE	CA		04/29/2022		0	0	172	0	0	0	172	0	4,429	4,429	0	0
OV3250682	AVENEL	NJ		04/29/2022		0	0	147	0	0	0	147	0	2,323	2,323	0	0
OV3252209	HUFFMAN	TX		04/29/2022		0	0	28	0	0	0	28	0	1,193	1,193	0	0
OV3163348	FORT LUITON	CO		04/29/2022		0	0	723	0	0	0	723	0	16,494	16,494	0	0
OV3257696	SAN DIEGO	CA		04/29/2022		0	0	26	0	0	0	26	0	2,134	2,134	0	0
OV3253680	FRIUTA	CO		04/29/2022		0	0	30	0	0	0	30	0	1,037	1,037	0	0
OV3257803	FORT LAUDERDALE	FL		04/29/2022		0	0	219	0	0	0	219	0	6,894	6,894	0	0
LN0021821	PARK CITY	UT		05/09/2022		0	0	1	0	0	0	1	0	3,457	3,457	0	0
LN0021820	PARK CITY	UT		05/09/2022		0	0	6	0	0	0	6	0	103,711	103,711	0	0
LN0021823	PARK CITY	UT		05/09/2022		0	0	5	0	0	0	5	0	31,113	31,113	0	0
BB3912074	VINTON	IA		05/11/2022		0	0	48	0	0	0	48	0	934	934	0	0
BB8870242	WALDORF	MD		05/11/2022		0	0	94	0	0	0	94	0	1,640	1,640	0	0
BB6132878	OAKLAND	CA		05/11/2022		0	0	161	0	0	0	161	0	2,446	2,446	0	0
BB9041371	WEST JORDAN	UT		05/11/2022		0	0	84	0	0	0	84	0	1,320	1,320	0	0
BB4924709	KEY LARGO	FL		05/11/2022		0	0	116	0	0	0	116	0	2,214	2,214	0	0
BB4663583	DAYTON	TX		05/11/2022		0	0	43	0	0	0	43	0	1,486	1,486	0	0
BB6281492	APPLE VALLEY	CA		05/11/2022		0	0	186	0	0	0	186	0	2,911	2,911	0	0
BB7433521	KING CITY	CA		05/11/2022		0	0	76	0	0	0	76	0	2,198	2,198	0	0

E02.134

STATEMENT AS OF JUNE 30, 2024 OF THE Reliance Standard Life Insurance Company

SCHEDULE B - PART 3

Showing All Mortgage Loans DISPOSED, Transferred or Repaid During the Current Quarter

1 Loan Number	2 Location		4 Loan Type	5 Date Acquired	6 Disposal Date	7 Book Value/ Recorded Investment Excluding Accrued Interest Prior Year	8 Change in Book Value/Recorded Investment						14 Book Value/ Recorded Investment Excluding Accrued Interest on Disposal	15 Consid- eration	16 Foreign Exchange Gain (Loss) on Disposal	17 Realized Gain (Loss) on Disposal	18 Total Gain (Loss) on Disposal
	2 City	3 State					8 Unrealized Valuation Increase/ (Decrease)	9 Current Year's (Amortization) /Accretion	10 Current Year's Other- Than- Temporary Impairment Recognized	11 Capitalized Deferred Interest and Other	12 Total Change in Book Value (8+9-10+11)	13 Total Foreign Exchange Change in Book Value					
BB0421324	RAMSEY	MINN.		05/11/2022		0	0	53	0	0	0	53	0	972	972	0	0
BB9303825	WOODLAND	CA.		05/11/2022		0	0	287	0	0	0	287	0	5,840	5,840	0	0
BB4507028	MINNEAPOLIS	MINN.		05/11/2022		0	0	119	0	0	0	119	0	2,522	2,522	0	0
BB0294359	NEWARK	CA.		05/11/2022		0	0	516	0	0	0	516	0	7,999	7,999	0	0
BB1145622	NORCROSS	GA.		05/11/2022		0	0	74	0	0	0	74	0	1,101	1,101	0	0
BB0005049	VICTORVILLE	CA.		05/11/2022		0	0	155	0	0	0	155	0	2,417	2,417	0	0
BB1292595	CEDAR RAPIDS	IA.		05/11/2022		0	0	186	0	0	0	186	0	2,894	2,894	0	0
BB7076220	WARSAW	MO.		05/11/2022		0	0	84	0	0	0	84	0	1,345	1,345	0	0
BB0591587	JOHNS CREEK	GA.		05/11/2022		0	0	174	0	0	0	174	0	2,665	2,665	0	0
BB7112081	SEVERN	MD.		05/11/2022		0	0	136	0	0	0	136	0	2,015	2,015	0	0
BB3978928	BOSSIER CITY	LA.		05/11/2022		0	0	17	0	0	0	17	0	487	487	0	0
BB9142247	BRANSON	MO.		05/11/2022		0	0	156	0	0	0	156	0	2,506	2,506	0	0
BB9317365	COLORADO SPRINGS	CO.		05/11/2022		0	0	149	0	0	0	149	0	2,067	2,067	0	0
BB7897618	WESTMINSTER	MD.		05/11/2022		0	0	55	0	0	0	55	0	975	975	0	0
BB0099757	MIAMI	FL.		05/11/2022		0	0	13	0	0	0	13	0	2,436	2,436	0	0
BB7663202	SAN DIEGO	CA.		05/11/2022		0	0	227	0	0	0	227	0	2,907	2,907	0	0
BB1556100	TARRON SPRINGS	FL.		05/11/2022		0	0	100	0	0	0	100	0	1,371	1,371	0	0
BB1255168	EMERYVILLE	CA.		05/11/2022		0	0	88	0	0	0	88	0	1,351	1,351	0	0
BB0149407	HACIENDA HEIGHTS	CA.		05/11/2022		0	0	113	0	0	0	113	0	1,733	1,733	0	0
BB8975940	VALLEJO	CA.		05/11/2022		0	0	130	0	0	0	130	0	2,311	2,311	0	0
BB1026527	PHILADELPHIA	PA.		05/11/2022		0	0	73	0	0	0	73	0	1,047	1,047	0	0
BB0168824	PORTER	TX.		05/17/2022		0	0	141	0	0	0	141	0	1,952	1,952	0	0
BB4279133	KAILUA KONA	HI.		05/17/2022		0	0	141	0	0	0	141	0	1,916	1,916	0	0
BB3844368	BROOKLYN	NY.		05/17/2022		0	0	273	0	0	0	273	0	2,951	2,951	0	0
BB4184360	SANTA ANA	CA.		05/17/2022		0	0	207	0	0	0	207	0	2,241	2,241	0	0
BB0190396	CHANDLER	AZ.		05/17/2022		0	0	108	0	0	0	108	0	1,398	1,398	0	0
BB4087276	LAKE ARROWHEAD	CA.		05/17/2022		0	0	116	0	0	0	116	0	1,283	1,283	0	0
BB0600450	CHICAGO	IL.		05/17/2022		0	0	167	0	0	0	167	0	1,984	1,984	0	0
BB0537194	CASSELBERRY	FL.		05/17/2022		0	0	173	0	0	0	173	0	2,432	2,432	0	0
BB4497474	LAS VEGAS	NV.		05/17/2022		0	0	64	0	0	0	64	0	697	697	0	0
BB4250423	POST FALLS	ID.		05/17/2022		0	0	80	0	0	0	80	0	903	903	0	0
BB4087248	FOOTHILL RANCH	CA.		05/17/2022		0	0	332	0	0	0	332	0	3,557	3,557	0	0
BB0444628	MANVEL	TX.		05/17/2022		0	0	269	0	0	0	269	0	2,544	2,544	0	0
BB0552276	LA QUINTA	CA.		05/17/2022		0	0	197	0	0	0	197	0	2,181	2,181	0	0
BB0174637	MISSOURI CITY	TX.		05/17/2022		0	0	278	0	0	0	278	0	3,711	3,711	0	0
BB4112684	PROSPER	TX.		05/17/2022		0	0	184	0	0	0	184	0	2,093	2,093	0	0
BB4322042	MONROE	NC.		05/17/2022		0	0	61	0	0	0	61	0	623	623	0	0
BB0182830	PORTER	TX.		05/17/2022		0	0	173	0	0	0	173	0	2,079	2,079	0	0
BB4326902	HARRIMAN	TN.		05/17/2022		0	0	14	0	0	0	14	0	175	175	0	0
BB0483299	MIAMI	FL.		05/17/2022		0	0	205	0	0	0	205	0	2,347	2,347	0	0
BB0668922	PLEASANT HILL	CA.		05/17/2022		0	0	241	0	0	0	241	0	3,150	3,150	0	0
BB0166200	PORTER	TX.		05/17/2022		0	0	256	0	0	0	256	0	3,046	3,046	0	0
BB4061892	HONDO	TX.		05/17/2022		0	0	1,050	0	0	0	1,050	0	11,270	11,270	0	0
BB4219622	ORANGE BEACH	AL.		05/17/2022		0	0	278	0	0	0	278	0	3,212	3,212	0	0
BB0176607	RICHMOND	TX.		05/17/2022		0	0	357	0	0	0	357	0	4,188	4,188	0	0
BB4468800	TWIN FALLS	ID.		05/17/2022		0	0	203	0	0	0	203	0	2,180	2,180	0	0
BB3005324	BARTO	PA.		05/17/2022		0	0	27	0	0	0	27	0	697	697	0	0
BB4010322	UNION CITY	CA.		05/17/2022		0	0	431	0	0	0	431	0	4,533	4,533	0	0
BB3851999	GARDEN GROVE	CA.		05/17/2022		0	0	294	0	0	0	294	0	3,233	3,233	0	0
BB3994546	DESTIN	FL.		05/17/2022		0	0	88	0	0	0	88	0	1,145	1,145	0	0
BB4095010	WILDOMAR	CA.		05/17/2022		0	0	149	0	0	0	149	0	1,679	1,679	0	0

E02.135

STATEMENT AS OF JUNE 30, 2024 OF THE Reliance Standard Life Insurance Company

SCHEDULE B - PART 3

Showing All Mortgage Loans DISPOSED, Transferred or Repaid During the Current Quarter

1 Loan Number	2 Location		4 Loan Type	5 Date Acquired	6 Disposal Date	7 Book Value/ Recorded Investment Excluding Accrued Interest Prior Year	8 Change in Book Value/Recorded Investment						14 Book Value/ Recorded Investment Excluding Accrued Interest on Disposal	15 Consid- eration	16 Foreign Exchange Gain (Loss) on Disposal	17 Realized Gain (Loss) on Disposal	18 Total Gain (Loss) on Disposal
	2 City	3 State					8 Unrealized Valuation Increase/ (Decrease)	9 Current Year's (Amortization) /Accretion	10 Current Year's Other- Than- Temporary Impairment Recognized	11 Capitalized Deferred Interest and Other	12 Total Change in Book Value (8+9-10+11)	13 Total Foreign Exchange Change in Book Value					
BB0601853	MIAMI	FL		05/17/2022		0	0	70	0	0	0	70	0	918	918	0	0
BB0254526	UTICA	MI		05/17/2022		0	0	132	0	0	0	132	0	1,864	1,864	0	0
BB4211443	MARBLEHEAD	MA		05/17/2022		0	0	407	0	0	0	407	0	5,185	5,185	0	0
BB4328293	BRENTWOOD	TN		05/17/2022		0	0	241	0	0	0	241	0	2,800	2,800	0	0
BB4023659	ACTON	CA		05/17/2022		0	0	193	0	0	0	193	0	2,048	2,048	0	0
BB1519738	MARLBOROUGH	MA		05/25/2022		0	0	(9)	0	0	0	(9)	0	124	124	0	0
BB1519929	BRIMFIELD	MA		05/25/2022		0	0	76	0	0	0	76	0	597	597	0	0
BB1520778	CATHEDRAL CITY	CA		05/25/2022		0	0	5	0	0	0	5	0	93	93	0	0
BB1519789	HOLLYWOOD	FL		05/25/2022		0	0	45	0	0	0	45	0	593	593	0	0
BB1519426	GRUNDY CENTER	IA		05/25/2022		0	0	9	0	0	0	9	0	224	224	0	0
BB1518933	COCOA	FL		05/25/2022		0	0	43	0	0	0	43	0	470	470	0	0
BB1519603	MINNEAPOLIS	MN		05/25/2022		0	0	54	0	0	0	54	0	377	377	0	0
BB1520453	BROWNSVILLE	LA		05/25/2022		0	0	7	0	0	0	7	0	240	240	0	0
BB1521137	GORDONSVILLE	VA		05/25/2022		0	0	8	0	0	0	8	0	912	912	0	0
BB1520141	NORTHAMPTON	PA		05/25/2022		0	0	(24)	0	0	0	(24)	0	1,003	1,003	0	0
BB1519598	MANASSAS	VA		05/25/2022		0	0	13	0	0	0	13	0	1,270	1,270	0	0
BB1520262	DAYTON	NJ		05/25/2022		0	0	40	0	0	0	40	0	686	686	0	0
BB1519114	YPSILANTI	MI		05/25/2022		0	0	20	0	0	0	20	0	377	377	0	0
BB1519775	ALEXANDRIA	IN		05/25/2022		0	0	5	0	0	0	5	0	370	370	0	0
BB1520885	FAIRVIEW PARK	OH		05/25/2022		0	0	43	0	0	0	43	0	852	852	0	0
BB1519534	CASSELBERRY	FL		05/25/2022		0	0	40	0	0	0	40	0	1,068	1,068	0	0
BB1519655	KIRBYVILLE	TX		05/25/2022		0	0	19	0	0	0	19	0	261	261	0	0
BB1518850	ALCOA	TN		05/25/2022		0	0	4	0	0	0	4	0	122	122	0	0
BB1520820	SWARTZ CREEK	MI		05/25/2022		0	0	25	0	0	0	25	0	647	647	0	0
BB1521473	REMLAP	AL		05/25/2022		0	0	9	0	0	0	9	0	375	375	0	0
BB1520331	CYCERO	IL		05/25/2022		0	0	83	0	0	0	83	0	655	655	0	0
BB1519222	WATERBURY	CT		05/25/2022		0	0	(2)	0	0	0	(2)	0	70	70	0	0
BB1519343	MANSFIELD	TX		05/25/2022		0	0	(126)	0	0	0	(126)	0	1,877	1,877	0	0
BB1519845	PHILADELPHIA	PA		05/25/2022		0	0	4	0	0	0	4	0	318	318	0	0
BB1520619	COVENTRY	RI		05/25/2022		0	0	93	0	0	0	93	0	1,852	1,852	0	0
BB1521231	CHEEKTOWAGA	NY		05/25/2022		0	0	36	0	0	0	36	0	529	529	0	0
BB1519166	SAINT AUGUSTINE	FL		05/25/2022		0	0	1	0	0	0	1	0	38	38	0	0
BB1520694	HURST	TX		05/25/2022		0	0	7	0	0	0	7	0	202	202	0	0
BB1518794	RUTHER GLEN	VA		05/25/2022		0	0	17	0	0	0	17	0	387	387	0	0
BB1521003	HENDERSON	NV		05/25/2022		0	0	113	0	0	0	113	0	1,149	1,149	0	0
BB1521245	PHOENIX	AZ		05/25/2022		0	0	24	0	0	0	24	0	564	564	0	0
BB1520224	LAKE WORTH	FL		05/25/2022		0	0	23	0	0	0	23	0	859	859	0	0
BB1519859	CHARLOTTE	NC		05/25/2022		0	0	11	0	0	0	11	0	286	286	0	0
BB1520047	KEIMMERER	WY		05/25/2022		0	0	1	0	0	0	1	0	286	286	0	0
BB1519273	ANAHEIM	CA		05/25/2022		0	0	55	0	0	0	55	0	965	965	0	0
BB1520263	DALLAS	TX		05/25/2022		0	0	10	0	0	0	10	0	1,932	1,932	0	0
BB1518862	VINEMONT	AL		05/25/2022		0	0	16	0	0	0	16	0	384	384	0	0
BB1520142	STONE MOUNTAIN	GA		05/25/2022		0	0	10	0	0	0	10	0	1,253	1,253	0	0
BB1519248	MEMPHIS	TN		05/25/2022		0	0	2	0	0	0	2	0	50	50	0	0
BB1519178	OXFORD	NC		05/25/2022		0	0	(1)	0	0	0	(1)	0	635	635	0	0
BB1519425	TAYLOR	MI		05/25/2022		0	0	21	0	0	0	21	0	658	658	0	0
BB1519304	TEMPLE	GA		05/25/2022		0	0	22	0	0	0	22	0	347	347	0	0
BB1521485	SHREVEPORT	LA		05/25/2022		0	0	(21)	0	0	0	(21)	0	601	601	0	0
BB1519723	HELENA	AR		05/25/2022		0	0	(40)	0	0	0	(40)	0	609	609	0	0
BB1520333	VANLEAVE	MS		05/25/2022		0	0	(3)	0	0	0	(3)	0	57	57	0	0
BB1519355	LAKELAND	FL		05/25/2022		0	0	(3)	0	0	0	(3)	0	87	87	0	0

E02.136

STATEMENT AS OF JUNE 30, 2024 OF THE Reliance Standard Life Insurance Company

SCHEDULE B - PART 3

Showing All Mortgage Loans DISPOSED, Transferred or Repaid During the Current Quarter

1 Loan Number	2 Location		4 Loan Type	5 Date Acquired	6 Disposal Date	7 Book Value/ Recorded Investment Excluding Accrued Interest Prior Year	8 Change in Book Value/Recorded Investment					14 Book Value/ Recorded Investment Excluding Accrued Interest on Disposal	15 Consid- eration	16 Foreign Exchange Gain (Loss) on Disposal	17 Realized Gain (Loss) on Disposal	18 Total Gain (Loss) on Disposal	
	2 City	3 State					8 Unrealized Valuation Increase/ (Decrease)	9 Current Year's (Amortization) /Accretion	10 Current Year's Other- Than- Temporary Impairment Recognized	11 Capitalized Deferred Interest and Other	12 Total Change in Book Value (8+9-10+11)						13 Total Foreign Exchange Change in Book Value
BB1520631	PETERSBURG	VA		05/25/2022		0	0	(10)	0	0	0	(10)	0	1,371	1,371	0	0
BB1521136	HOUSTON	TX		05/25/2022		0	0	(52)	0	0	0	(52)	0	916	916	0	0
BB1520994	OPA LOCKA	FL		05/25/2022		0	0	54	0	0	0	54	0	577	577	0	0
BB1519831	SIMI VALLEY	CA		05/25/2022		0	0	6	0	0	0	6	0	1,109	1,109	0	0
BB1519952	SAN ANTONIO	TX		05/25/2022		0	0	13	0	0	0	13	0	814	814	0	0
BB1521448	GOOSE CREEK	SC		05/25/2022		0	0	6	0	0	0	6	0	266	266	0	0
BB1519951	LOUISVILLE	KY		05/25/2022		0	0	16	0	0	0	16	0	282	282	0	0
BB1518839	FORT WHITE	FL		05/25/2022		0	0	4	0	0	0	4	0	250	250	0	0
BB1519900	ELMENDORF	TX		05/25/2022		0	0	2	0	0	0	2	0	93	93	0	0
BB1520099	JEFFERSON	WI		05/25/2022		0	0	(17)	0	0	0	(17)	0	288	288	0	0
BB1519030	MCCOMB	MS		05/25/2022		0	0	4	0	0	0	4	0	610	610	0	0
BB1519844	MORENO VALLEY	CA		05/25/2022		0	0	39	0	0	0	39	0	898	898	0	0
BB1521295	NIAGARA FALLS	NY		05/25/2022		0	0	41	0	0	0	41	0	178	178	0	0
BB1521053	MIAMI	FL		05/25/2022		0	0	35	0	0	0	35	0	525	525	0	0
BB1520658	BETHLEHEM	PA		05/25/2022		0	0	1	0	0	0	1	0	110	110	0	0
BB1518984	CHARLESTOWN	IN		05/25/2022		0	0	(6)	0	0	0	(6)	0	77	77	0	0
BB1520714	RANDALLSTOWN	MD		05/25/2022		0	0	44	0	0	0	44	0	470	470	0	0
BB1520169	LANCASTER	KY		05/25/2022		0	0	16	0	0	0	16	0	190	190	0	0
BB1519154	MISSION	TX		05/25/2022		0	0	(23)	0	0	0	(23)	0	856	856	0	0
BB0066497	CEDAR SPRINGS	MI		05/25/2022		0	0	49	0	0	0	49	0	1,673	1,673	0	0
BB1521218	STATEN ISLAND	NY		05/25/2022		0	0	124	0	0	0	124	0	1,767	1,767	0	0
BB1521339	LAKE ARIEL	PA		05/25/2022		0	0	7	0	0	0	7	0	1,578	1,578	0	0
BB1518758	YUMA	AZ		05/25/2022		0	0	28	0	0	0	28	0	1,260	1,260	0	0
BB1521409	ATLANTA	GA		05/25/2022		0	0	20	0	0	0	20	0	286	286	0	0
BB1518949	VILLA RICA	GA		05/25/2022		0	0	(2)	0	0	0	(2)	0	275	275	0	0
BB1520953	GERMANTOWN	MD		05/25/2022		0	0	27	0	0	0	27	0	608	608	0	0
BB1519619	PHILADELPHIA	PA		05/25/2022		0	0	117	0	0	0	117	0	982	982	0	0
BB1521540	ATWATER	CA		05/25/2022		0	0	14	0	0	0	14	0	275	275	0	0
BB1521186	HALLANDALE BEACH	FL		05/25/2022		0	0	(12)	0	0	0	(12)	0	735	735	0	0
BB1519428	MASON	TN		05/25/2022		0	0	7	0	0	0	7	0	183	183	0	0
BB1521498	KANSAS CITY	MO		05/25/2022		0	0	(2)	0	0	0	(2)	0	1,061	1,061	0	0
BB1519605	GOLDSBORO	NC		05/25/2022		0	0	101	0	0	0	101	0	1,904	1,904	0	0
BB1521135	COLTON	CA		05/25/2022		0	0	111	0	0	0	111	0	853	853	0	0
BB1520617	COLUMBIA	TN		05/25/2022		0	0	17	0	0	0	17	0	300	300	0	0
BB1520571	GREENSBORO	GA		05/25/2022		0	0	(57)	0	0	0	(57)	0	1,720	1,720	0	0
BB1520990	PARAMOUNT	CA		05/25/2022		0	0	41	0	0	0	41	0	1,115	1,115	0	0
BB1520450	PALM BAY	FL		05/25/2022		0	0	206	0	0	0	206	0	584	584	0	0
BB1518866	VIRGINIA BEACH	VA		05/25/2022		0	0	47	0	0	0	47	0	759	759	0	0
BB1519359	NILES	MI		05/25/2022		0	0	20	0	0	0	20	0	347	347	0	0
BB1519238	DAWSONVILLE	GA		05/25/2022		0	0	26	0	0	0	26	0	411	411	0	0
BB1519117	MEMPHIS	TN		05/25/2022		0	0	10	0	0	0	10	0	616	616	0	0
BB1519536	SHREVEPORT	LA		05/25/2022		0	0	(1)	0	0	0	(1)	0	910	910	0	0
BB1520031	TAMPA	FL		05/25/2022		0	0	42	0	0	0	42	0	848	848	0	0
BB1520222	LOS ANGELES	CA		05/25/2022		0	0	118	0	0	0	118	0	1,430	1,430	0	0
BB1519103	BAMBERG	SC		05/25/2022		0	0	7	0	0	0	7	0	1,251	1,251	0	0
BB1519764	PRINCETON	IN		05/25/2022		0	0	23	0	0	0	23	0	634	634	0	0
BB1521173	HARRISBURG	NC		05/25/2022		0	0	(17)	0	0	0	(17)	0	328	328	0	0
BB1521459	MAROA	IL		05/25/2022		0	0	(2)	0	0	0	(2)	0	34	34	0	0
BB1519940	QUINCY	IA		05/25/2022		0	0	23	0	0	0	23	0	492	492	0	0
BB1520191	TOMS RIVER	NJ		05/25/2022		0	0	31	0	0	0	31	0	299	299	0	0
BB1519274	TOPEKA	KS		05/25/2022		0	0	(3)	0	0	0	(3)	0	100	100	0	0

STATEMENT AS OF JUNE 30, 2024 OF THE Reliance Standard Life Insurance Company

SCHEDULE B - PART 3

Showing All Mortgage Loans DISPOSED, Transferred or Repaid During the Current Quarter

1 Loan Number	2 Location		4 Loan Type	5 Date Acquired	6 Disposal Date	7 Book Value/ Recorded Investment Excluding Accrued Interest Prior Year	8 Change in Book Value/Recorded Investment					14 Book Value/ Recorded Investment Excluding Accrued Interest on Disposal	15 Consid- eration	16 Foreign Exchange Gain (Loss) on Disposal	17 Realized Gain (Loss) on Disposal	18 Total Gain (Loss) on Disposal	
	2 City	3 State					8 Unrealized Valuation Increase/ (Decrease)	9 Current Year's (Amortization) /Accretion	10 Current Year's Other- Than- Temporary Impairment Recognized	11 Capitalized Deferred Interest and Other	12 Total Change in Book Value (8+9-10+11)						13 Total Foreign Exchange Change in Book Value
BB1519809	KATY	TX		05/25/2022		0	0	(3)	0	0	0	(3)	0	320	320	0	0
BB1519884	HALLANDALE BEACH	FL		05/25/2022		0	0	48	0	0	0	48	0	613	613	0	0
BB1519572	HALLANDALE BEACH	FL		05/25/2022		0	0	(12)	0	0	0	(12)	0	161	161	0	0
BB1519083	LOS BANOS	CA		05/25/2022		0	0	25	0	0	0	25	0	1,101	1,101	0	0
BB1520898	DUNCANVILLE	TX		05/25/2022		0	0	12	0	0	0	12	0	409	409	0	0
BB1520833	MIAMI	FL		05/25/2022		0	0	5	0	0	0	5	0	557	557	0	0
BB1518948	EL PASO	TX		05/25/2022		0	0	(4)	0	0	0	(4)	0	55	55	0	0
BB1521185	PORTLAND	OR		05/25/2022		0	0	(48)	0	0	0	(48)	0	981	981	0	0
BB1521064	HALLANDALE BEACH	FL		05/25/2022		0	0	77	0	0	0	77	0	911	911	0	0
BB1519260	CLINTON TOWNSHIP	MI		05/25/2022		0	0	18	0	0	0	18	0	381	381	0	0
BB1519599	LOCUST GROVE	GA		05/25/2022		0	0	40	0	0	0	40	0	514	514	0	0
BB1520382	LINCOLNTON	GA		05/25/2022		0	0	18	0	0	0	18	0	366	366	0	0
BB1519059	ALAMO	TX		05/25/2022		0	0	(25)	0	0	0	(25)	0	982	982	0	0
BB1520572	MINDEN	LA		05/25/2022		0	0	(21)	0	0	0	(21)	0	738	738	0	0
BB1519237	MIAMI	FL		05/25/2022		0	0	66	0	0	0	66	0	1,403	1,403	0	0
BB1518972	EDINBURG	TX		05/25/2022		0	0	11	0	0	0	11	0	257	257	0	0
BB1520008	LYNCHBURG	VA		05/25/2022		0	0	21	0	0	0	21	0	499	499	0	0
BB1519046	FORT WAYNE	IN		05/25/2022		0	0	22	0	0	0	22	0	304	304	0	0
BB1521502	ANDERSON	IN		05/25/2022		0	0	(1)	0	0	0	(1)	0	54	54	0	0
BB1520223	DAPHNE	AL		05/25/2022		0	0	10	0	0	0	10	0	963	963	0	0
BB1520465	HOPE MILLS	NC		05/25/2022		0	0	5	0	0	0	5	0	471	471	0	0
BB1519916	LA PUENTE	CA		05/25/2022		0	0	(3)	0	0	0	(3)	0	792	792	0	0
BB1519586	DENISON	TX		05/25/2022		0	0	16	0	0	0	16	0	259	259	0	0
BB1519521	DECATUR	GA		05/25/2022		0	0	122	0	0	0	122	0	1,210	1,210	0	0
BB1519097	CHAMBERLAYNE	VA		05/25/2022		0	0	20	0	0	0	20	0	411	411	0	0
BB1519231	LANCASTER	OH		05/25/2022		0	0	(24)	0	0	0	(24)	0	321	321	0	0
BB1520341	HUNTERSVILLE	NC		05/25/2022		0	0	95	0	0	0	95	0	1,865	1,865	0	0
BB1519473	MOUNT HOLLY	NJ		05/25/2022		0	0	(55)	0	0	0	(55)	0	2,880	2,880	0	0
BB1521291	SAN FRANCISCO	CA		05/25/2022		0	0	37	0	0	0	37	0	2,797	2,797	0	0
BB1519855	LEONARD	MI		05/25/2022		0	0	8	0	0	0	8	0	1,399	1,399	0	0
BB1520355	MOBILE	AL		05/25/2022		0	0	13	0	0	0	13	0	320	320	0	0
BB1519040	GUNTERSVILLE	AL		05/25/2022		0	0	(9)	0	0	0	(9)	0	124	124	0	0
BB1519747	ALEXANDRIA	LA		05/25/2022		0	0	14	0	0	0	14	0	535	535	0	0
BB1520299	MIDDLETOWN	VA		05/25/2022		0	0	7	0	0	0	7	0	1,330	1,330	0	0
BB1519092	RIVERSIDE	CA		05/25/2022		0	0	5	0	0	0	5	0	1,323	1,323	0	0
BB1521310	BRYSON	TX		05/25/2022		0	0	(7)	0	0	0	(7)	0	334	334	0	0
BB1518994	MEMPHIS	TN		05/25/2022		0	0	48	0	0	0	48	0	393	393	0	0
BB1520126	PORT LAVACA	TX		05/25/2022		0	0	2	0	0	0	2	0	130	130	0	0
BB1519799	RIALTO	CA		05/25/2022		0	0	44	0	0	0	44	0	602	602	0	0
BB1519068	WEST MELBOURNE	FL		05/25/2022		0	0	27	0	0	0	27	0	858	858	0	0
BB1519557	AURORA	CO		05/25/2022		0	0	13	0	0	0	13	0	248	248	0	0
BB1520298	PHILADELPHIA	PA		05/25/2022		0	0	26	0	0	0	26	0	879	879	0	0
BB1520964	LANCASTER	CA		05/25/2022		0	0	76	0	0	0	76	0	1,143	1,143	0	0
BB1519315	GRAND BAY	AL		05/25/2022		0	0	33	0	0	0	33	0	765	765	0	0
BB1520559	HOUSTON	TX		05/25/2022		0	0	(21)	0	0	0	(21)	0	709	709	0	0
BB1519366	SAN ANTONIO	TX		05/25/2022		0	0	(20)	0	0	0	(20)	0	331	331	0	0
BB1518957	EASLEY	SC		05/25/2022		0	0	26	0	0	0	26	0	1,314	1,314	0	0
BB1519422	ST. LOUIS	MO		05/25/2022		0	0	13	0	0	0	13	0	751	751	0	0
BB1521145	MORENO VALLEY	CA		05/25/2022		0	0	48	0	0	0	48	0	456	456	0	0
BB1521024	STOUC CITY	IA		05/25/2022		0	0	(58)	0	0	0	(58)	0	812	812	0	0
BB1519351	BATESVILLE	MS		05/25/2022		0	0	8	0	0	0	8	0	145	145	0	0

STATEMENT AS OF JUNE 30, 2024 OF THE Reliance Standard Life Insurance Company

SCHEDULE B - PART 3

Showing All Mortgage Loans DISPOSED, Transferred or Repaid During the Current Quarter

1 Loan Number	2 Location		4 Loan Type	5 Date Acquired	6 Disposal Date	7 Book Value/ Recorded Investment Excluding Accrued Interest Prior Year	8 Change in Book Value/Recorded Investment						14 Book Value/ Recorded Investment Excluding Accrued Interest on Disposal	15 Consid- eration	16 Foreign Exchange Gain (Loss) on Disposal	17 Realized Gain (Loss) on Disposal	18 Total Gain (Loss) on Disposal
	2 City	3 State					8 Unrealized Valuation Increase/ (Decrease)	9 Current Year's (Amortization) /Accretion	10 Current Year's Other- Than- Temporary Impairment Recognized	11 Capitalized Deferred Interest and Other	12 Total Change in Book Value (8+9-10+11)	13 Total Foreign Exchange Change in Book Value					
BB1519230	GREAT FALLS	MT		05/25/2022		0	0	7	0	0	0	7	0	294	294	0	0
BB1520598	BARTLETT	TN		05/25/2022		0	0	25	0	0	0	25	0	427	427	0	0
BB1521183	ATLANTA	GA		05/25/2022		0	0	55	0	0	0	55	0	569	569	0	0
BB1520127	ROCK HILL	SC		05/25/2022		0	0	11	0	0	0	11	0	450	450	0	0
BB1519677	DOTHAN	AL		05/25/2022		0	0	21	0	0	0	21	0	266	266	0	0
BB1519314	SAHUARITA	AZ		05/25/2022		0	0	53	0	0	0	53	0	665	665	0	0
BB1521495	BIDDEFORD	ME		05/25/2022		0	0	32	0	0	0	32	0	661	661	0	0
BB1519365	HAMTRAMCK	MI		05/25/2022		0	0	3	0	0	0	3	0	133	133	0	0
BB1520304	HOUSTON	TX		05/25/2022		0	0	(3)	0	0	0	(3)	0	842	842	0	0
BB1521430	HOLLAND	MI		05/25/2022		0	0	11	0	0	0	11	0	213	213	0	0
BB1520425	MIDDLETOWN	NY		05/25/2022		0	0	16	0	0	0	16	0	399	399	0	0
BB1520030	KANSAS CITY	MO		05/25/2022		0	0	(33)	0	0	0	(33)	0	793	793	0	0
BB1519300	ELLENWOOD	GA		05/25/2022		0	0	21	0	0	0	21	0	482	482	0	0
BB1518942	GREENVILLE	AL		05/25/2022		0	0	6	0	0	0	6	0	157	157	0	0
BB0070345	NORRISTOWN	PA		05/25/2022		0	0	(1)	0	0	0	(1)	0	179	179	0	0
BB1519891	MADISON	MS		05/25/2022		0	0	1	0	0	0	1	0	590	590	0	0
BB1520439	WELLSTON	OH		05/25/2022		0	0	0	0	0	0	0	0	577	577	0	0
BB1521025	SAN DIEGO	CA		05/25/2022		0	0	34	0	0	0	34	0	1,264	1,264	0	0
BB1519053	LORIS	SC		05/25/2022		0	0	(5)	0	0	0	(5)	0	70	70	0	0
BB1521200	LAS VEGAS	NV		05/25/2022		0	0	57	0	0	0	57	0	1,543	1,543	0	0
BB1520678	FINLEY	OK		05/25/2022		0	0	0	0	0	0	0	0	5,048	5,048	0	0
BB1519601	PHILADELPHIA	PA		05/25/2022		0	0	(2)	0	0	0	(2)	0	116	116	0	0
BB1519056	PORTLAND	OR		05/25/2022		0	0	0	0	0	0	0	0	39	39	0	0
BB1520436	TUCSON	AZ		05/25/2022		0	0	(10)	0	0	0	(10)	0	129	129	0	0
BB1521335	CALVERTON	MD		05/25/2022		0	0	45	0	0	0	45	0	569	569	0	0
BB1518996	HENDERSON	NC		05/25/2022		0	0	10	0	0	0	10	0	390	390	0	0
BB1518875	ALAFAYA	FL		05/25/2022		0	0	7	0	0	0	7	0	360	360	0	0
BB0052263	CANTON	MS		05/25/2022		0	0	(14)	0	0	0	(14)	0	192	192	0	0
BB1518931	SPOKANE	WA		05/25/2022		0	0	61	0	0	0	61	0	1,202	1,202	0	0
BB1520460	BROOKLYN	NY		05/25/2022		0	0	(20)	0	0	0	(20)	0	293	293	0	0
BB1520110	ATWATER	CA		05/25/2022		0	0	1	0	0	0	1	0	273	273	0	0
BB1521480	KNOXVILLE	TN		05/25/2022		0	0	43	0	0	0	43	0	409	409	0	0
BB1519164	GORHAM	ME		05/25/2022		0	0	(1)	0	0	0	(1)	0	434	434	0	0
BB1519462	WOODFORD	VA		05/25/2022		0	0	20	0	0	0	20	0	873	873	0	0
BB1520892	BUCKSPORT	ME		05/25/2022		0	0	(12)	0	0	0	(12)	0	195	195	0	0
BB1520650	TUCSON	AZ		05/25/2022		0	0	(50)	0	0	0	(50)	0	2,924	2,924	0	0
BB1518792	DURHAM	NC		05/25/2022		0	0	13	0	0	0	13	0	410	410	0	0
BB1521419	BLUFFTON	OH		05/25/2022		0	0	28	0	0	0	28	0	442	442	0	0
BB1520189	CABAZON	CA		05/25/2022		0	0	(19)	0	0	0	(19)	0	1,069	1,069	0	0
BB1519736	MENIFEE	CA		05/25/2022		0	0	36	0	0	0	36	0	512	512	0	0
BB1521194	CHICAGO	IL		05/25/2022		0	0	50	0	0	0	50	0	339	339	0	0
BB1520340	NEWARK	NJ		05/25/2022		0	0	44	0	0	0	44	0	621	621	0	0
BB1519353	ESTELLE	LA		05/25/2022		0	0	(12)	0	0	0	(12)	0	378	378	0	0
BB1520437	POMPANO BEACH	FL		05/25/2022		0	0	14	0	0	0	14	0	603	603	0	0
BB1518860	UNION CITY	GA		05/25/2022		0	0	(1)	0	0	0	(1)	0	368	368	0	0
BB1519162	KENNEWICK	WA		05/25/2022		0	0	24	0	0	0	24	0	429	429	0	0
BB1520354	BRIDGEPORT	MI		05/25/2022		0	0	19	0	0	0	19	0	271	271	0	0
BB1519581	EUSTIS	FL		05/25/2022		0	0	19	0	0	0	19	0	1,146	1,146	0	0
BB1519880	SHREVEPORT	LA		05/25/2022		0	0	14	0	0	0	14	0	482	482	0	0
BB1521334	JACKSON	NC		05/25/2022		0	0	24	0	0	0	24	0	172	172	0	0
BB1521157	PALOS HILLS	IL		05/25/2022		0	0	74	0	0	0	74	0	722	722	0	0

STATEMENT AS OF JUNE 30, 2024 OF THE Reliance Standard Life Insurance Company

SCHEDULE B - PART 3

Showing All Mortgage Loans DISPOSED, Transferred or Repaid During the Current Quarter

1 Loan Number	2 Location		4 Loan Type	5 Date Acquired	6 Disposal Date	7 Book Value/ Recorded Investment Excluding Accrued Interest Prior Year	8 Change in Book Value/Recorded Investment						14 Book Value/ Recorded Investment Excluding Accrued Interest on Disposal	15 Consid- eration	16 Foreign Exchange Gain (Loss) on Disposal	17 Realized Gain (Loss) on Disposal	18 Total Gain (Loss) on Disposal
	2 City	3 State					8 Unrealized Valuation Increase/ (Decrease)	9 Current Year's (Amortization) /Accretion	10 Current Year's Other- Than- Temporary Impairment Recognized	11 Capitalized Deferred Interest and Other	12 Total Change in Book Value (8+9-10+11)	13 Total Foreign Exchange Change in Book Value					
BB1519628	RIVERVIEW	FL		05/25/2022		0	0	30	0	0	0	30	0	800	800	0	0
BB1519270	NEW CASTLE	PA		05/25/2022		0	0	1	0	0	0	1	0	40	40	0	0
BB1521106	OAKLEY	CA		05/25/2022		0	0	74	0	0	0	74	0	1,078	1,078	0	0
BB1518944	WASHINGTON	DC		05/25/2022		0	0	(1)	0	0	0	(1)	0	108	108	0	0
BB1521469	HOUSTON	TX		05/25/2022		0	0	21	0	0	0	21	0	748	748	0	0
BB1519558	SOUTH HILL	WA		05/25/2022		0	0	82	0	0	0	82	0	1,650	1,650	0	0
BB1519735	KANSAS CITY	MO		05/25/2022		0	0	23	0	0	0	23	0	274	274	0	0
BB1521074	LEESBURG	FL		05/25/2022		0	0	37	0	0	0	37	0	1,008	1,008	0	0
BB1520069	WINDER	GA		05/25/2022		0	0	14	0	0	0	14	0	950	950	0	0
BB1520187	COLUMBUS	OH		05/25/2022		0	0	(2)	0	0	0	(2)	0	142	142	0	0
BB1519622	MILAN	IN		05/25/2022		0	0	(6)	0	0	0	(6)	0	80	80	0	0
BB1519077	TRAVERSE CITY	MI		05/25/2022		0	0	15	0	0	0	15	0	198	198	0	0
BB0064153	POMONA	CA		05/25/2022		0	0	(10)	0	0	0	(10)	0	1,429	1,429	0	0
BB1520974	NEW YORK	NY		05/25/2022		0	0	58	0	0	0	58	0	1,018	1,018	0	0
BB1521537	WESLACO	TX		05/25/2022		0	0	(33)	0	0	0	(33)	0	493	493	0	0
BB1520364	PRATTSVILLE	NY		05/25/2022		0	0	70	0	0	0	70	0	1,194	1,194	0	0
BB1519999	MIAMI	FL		05/25/2022		0	0	114	0	0	0	114	0	1,155	1,155	0	0
BB1520066	FORT WORTH	TX		05/25/2022		0	0	56	0	0	0	56	0	2,372	2,372	0	0
BB1519063	ELLENWOOD	GA		05/25/2022		0	0	12	0	0	0	12	0	601	601	0	0
BB1520504	TUCSON	AZ		05/25/2022		0	0	9	0	0	0	9	0	882	882	0	0
BB1519184	BALTIMORE	MD		05/25/2022		0	0	59	0	0	0	59	0	2,874	2,874	0	0
BB1521263	GEORGETOWN	TX		05/25/2022		0	0	5	0	0	0	5	0	1,539	1,539	0	0
BB1519361	RUSKIN	FL		05/25/2022		0	0	25	0	0	0	25	0	350	350	0	0
BB1521212	BRIDGEVILLE	PA		05/25/2022		0	0	185	0	0	0	185	0	289	289	0	0
BB1519407	CLINTON	MD		05/25/2022		0	0	106	0	0	0	106	0	1,066	1,066	0	0
BB1520499	TACOMA	WA		05/25/2022		0	0	361	0	0	0	361	0	2,117	2,117	0	0
BB1519483	ST. GEORGES	DE		05/25/2022		0	0	5	0	0	0	5	0	1,131	1,131	0	0
BB1519706	PERU	IN		05/25/2022		0	0	7	0	0	0	7	0	81	81	0	0
BB1519292	WESTLAND	MI		05/25/2022		0	0	31	0	0	0	31	0	421	421	0	0
BB1520205	GARY	IN		05/25/2022		0	0	22	0	0	0	22	0	346	346	0	0
BB1520866	MONTICELLO	IN		05/25/2022		0	0	(224)	0	0	0	(224)	0	53,189	53,189	0	0
BB1520987	VALENCIA	CA		05/25/2022		0	0	115	0	0	0	115	0	1,972	1,972	0	0
BB1520280	COVINGTON	GA		05/25/2022		0	0	12	0	0	0	12	0	253	253	0	0
BB1518915	SUNRISE	FL		05/25/2022		0	0	99	0	0	0	99	0	2,916	2,916	0	0
BB1520829	GIBSONTON	FL		05/25/2022		0	0	13	0	0	0	13	0	665	665	0	0
BB1520420	HOWELL	NJ		05/25/2022		0	0	(31)	0	0	0	(31)	0	641	641	0	0
BB1519324	WOODLEAF	NC		05/25/2022		0	0	0	0	0	0	0	0	221	221	0	0
BB1519147	BOLIVAR	TN		05/25/2022		0	0	(1)	0	0	0	(1)	0	332	332	0	0
BB1520294	HOUSTON	TX		05/25/2022		0	0	11	0	0	0	11	0	184	184	0	0
BB1521417	SMYRNA	GA		05/25/2022		0	0	(64)	0	0	0	(64)	0	1,090	1,090	0	0
BB1519687	WASHINGTON	DC		05/25/2022		0	0	6	0	0	0	6	0	528	528	0	0
BB1519984	KILLEEN	TX		05/25/2022		0	0	21	0	0	0	21	0	315	315	0	0
BB1521415	FRESNO	TX		05/25/2022		0	0	12	0	0	0	12	0	666	666	0	0
BB1518978	DOWAGIAC	MI		05/25/2022		0	0	18	0	0	0	18	0	748	748	0	0
BB1518736	BLAIRSVILLE	GA		05/25/2022		0	0	30	0	0	0	30	0	488	488	0	0
BB1520188	NEW CASTLE	IN		05/25/2022		0	0	(20)	0	0	0	(20)	0	1,439	1,439	0	0
BB1521262	FORT WORTH	TX		05/25/2022		0	0	(18)	0	0	0	(18)	0	1,783	1,783	0	0
BB1518760	LAGRANGE	GA		05/25/2022		0	0	12	0	0	0	12	0	443	443	0	0
BB1519229	ORLANDO	FL		05/25/2022		0	0	54	0	0	0	54	0	734	734	0	0
BB1519769	MOUNTAIN CITY	TN		05/25/2022		0	0	50	0	0	0	50	0	1,933	1,933	0	0
BB1519159	BUCKLEY	WA		05/25/2022		0	0	109	0	0	0	109	0	1,930	1,930	0	0

E02.140

STATEMENT AS OF JUNE 30, 2024 OF THE Reliance Standard Life Insurance Company

SCHEDULE B - PART 3

Showing All Mortgage Loans DISPOSED, Transferred or Repaid During the Current Quarter

1 Loan Number	2 Location		4 Loan Type	5 Date Acquired	6 Disposal Date	7 Book Value/ Recorded Investment Excluding Accrued Interest Prior Year	8 Change in Book Value/Recorded Investment						14 Book Value/ Recorded Investment Excluding Accrued Interest on Disposal	15 Consid- eration	16 Foreign Exchange Gain (Loss) on Disposal	17 Realized Gain (Loss) on Disposal	18 Total Gain (Loss) on Disposal
	2 City	3 State					8 Unrealized Valuation Increase/ (Decrease)	9 Current Year's (Amortization) /Accretion	10 Current Year's Other- Than- Temporary Impairment Recognized	11 Capitalized Deferred Interest and Other	12 Total Change in Book Value (8+9-10+11)	13 Total Foreign Exchange Change in Book Value					
BB1520924	DEERFIELD BEACH	FL		05/25/2022		0	0	18	0	0	0	18	0	308	308	0	0
BB1519705	SOUTHPORT	NY		05/25/2022		0	0	(7)	0	0	0	(7)	0	250	250	0	0
BB1519291	CASA GRANDE	AZ		05/25/2022		0	0	5	0	0	0	5	0	851	851	0	0
BB1518774	CHARLOTTE	NC		05/25/2022		0	0	(3)	0	0	0	(3)	0	512	512	0	0
BB1520327	BALDWIN PARK	CA		05/25/2022		0	0	61	0	0	0	61	0	1,171	1,171	0	0
BB1519579	STERLING HEIGHTS	MI		05/25/2022		0	0	28	0	0	0	28	0	247	247	0	0
BB1521467	MARION	IN		05/25/2022		0	0	6	0	0	0	6	0	200	200	0	0
BB1520421	BASKING RIDGE	NJ		05/25/2022		0	0	38	0	0	0	38	0	1,054	1,054	0	0
BB1520053	HIGH POINT	NC		05/25/2022		0	0	(1)	0	0	0	(1)	0	523	523	0	0
BB1519323	HOBART	IN		05/25/2022		0	0	19	0	0	0	19	0	350	350	0	0
BB1519202	LONGVIEW	TX		05/25/2022		0	0	(160)	0	0	0	(160)	0	2,141	2,141	0	0
BB1521046	LAUDERHILL	FL		05/25/2022		0	0	22	0	0	0	22	0	265	265	0	0
BB1520408	NEW SMYRNA BEACH	FL		05/25/2022		0	0	11	0	0	0	11	0	472	472	0	0
BB1520529	PIKEVILLE	TN		05/25/2022		0	0	31	0	0	0	31	0	769	769	0	0
BB1520948	LOS ANGELES	CA		05/25/2022		0	0	42	0	0	0	42	0	972	972	0	0
BB1520171	HALLANDALE BEACH	FL		05/25/2022		0	0	20	0	0	0	20	0	279	279	0	0
BB1519960	LANCASTER	CA		05/25/2022		0	0	(5)	0	0	0	(5)	0	836	836	0	0
BB1521535	SPRINGFIELD	OH		05/25/2022		0	0	(22)	0	0	0	(22)	0	441	441	0	0
BB1519326	SAHARITA	AZ		05/25/2022		0	0	27	0	0	0	27	0	399	399	0	0
BB1519829	EIGHT MILE	AL		05/25/2022		0	0	(10)	0	0	0	(10)	0	566	566	0	0
BB1519503	RICHMOND	VA		05/25/2022		0	0	12	0	0	0	12	0	1,235	1,235	0	0
BB1519135	EAST PETERSBURG	PA		05/25/2022		0	0	14	0	0	0	14	0	425	425	0	0
BB1521070	MASPETH	NY		05/25/2022		0	0	158	0	0	0	158	0	3,050	3,050	0	0
BB1520432	FLINT	MI		05/25/2022		0	0	30	0	0	0	30	0	427	427	0	0
BB1520674	ODUM	GA		05/25/2022		0	0	(8)	0	0	0	(8)	0	2,060	2,060	0	0
BB1518968	TACOMA	WA		05/25/2022		0	0	64	0	0	0	64	0	2,351	2,351	0	0
BB1519731	WYANDOTTE	MI		05/25/2022		0	0	11	0	0	0	11	0	362	362	0	0
BB1521307	JACKSON	MS		05/25/2022		0	0	0	0	0	0	0	0	1,633	1,633	0	0
BB1520501	SEATTLE	WA		05/25/2022		0	0	18	0	0	0	18	0	1,545	1,545	0	0
BB1520375	CONCORD	CA		05/25/2022		0	0	(18)	0	0	0	(18)	0	1,859	1,859	0	0
BB1519364	DADEVILLE	AL		05/25/2022		0	0	9	0	0	0	9	0	173	173	0	0
BB1518992	HALLANDALE BEACH	FL		05/25/2022		0	0	11	0	0	0	11	0	61	61	0	0
BB1519243	MEMPHIS	TN		05/25/2022		0	0	33	0	0	0	33	0	1,860	1,860	0	0
BB1520077	HIDALGO	TX		05/25/2022		0	0	(9)	0	0	0	(9)	0	120	120	0	0
BB1518750	ANTIOCH	TN		05/25/2022		0	0	19	0	0	0	19	0	3,906	3,906	0	0
BB1519708	FRANKLINVILLE	NY		05/25/2022		0	0	18	0	0	0	18	0	259	259	0	0
BB1520515	MILLBROOK	AL		05/25/2022		0	0	5	0	0	0	5	0	180	180	0	0
BB1518941	CHARLESTON	SC		05/25/2022		0	0	22	0	0	0	22	0	1,127	1,127	0	0
BB1520757	HUNTERSVILLE	NC		05/25/2022		0	0	59	0	0	0	59	0	1,585	1,585	0	0
BB1518764	CRANE	MO		05/25/2022		0	0	3	0	0	0	3	0	157	157	0	0
BB1521047	KNOXVILLE	TN		05/25/2022		0	0	20	0	0	0	20	0	688	688	0	0
BB1521466	SOUTH BRANCH	MI		05/25/2022		0	0	(2)	0	0	0	(2)	0	56	56	0	0
BB1520389	SAN ANTONIO	TX		05/25/2022		0	0	14	0	0	0	14	0	313	313	0	0
BB1520242	SEAGOVILLE	TX		05/25/2022		0	0	5	0	0	0	5	0	116	116	0	0
BB1519567	RICHMOND	VA		05/25/2022		0	0	(5)	0	0	0	(5)	0	520	520	0	0
BB1520186	LAS VEGAS	NV		05/25/2022		0	0	33	0	0	0	33	0	670	670	0	0
BB1519744	CARSON CITY	NV		05/25/2022		0	0	42	0	0	0	42	0	627	627	0	0
BB1519623	NOKOMIS	IL		05/25/2022		0	0	11	0	0	0	11	0	289	289	0	0
BB1520065	MARRERO	LA		05/25/2022		0	0	(10)	0	0	0	(10)	0	140	140	0	0
BB1521287	EVERETT	WA		05/25/2022		0	0	41	0	0	0	41	0	551	551	0	0
BB1519311	GRETNA	VA		05/25/2022		0	0	(2)	0	0	0	(2)	0	62	62	0	0

E02.141

STATEMENT AS OF JUNE 30, 2024 OF THE Reliance Standard Life Insurance Company

SCHEDULE B - PART 3

Showing All Mortgage Loans DISPOSED, Transferred or Repaid During the Current Quarter

1 Loan Number	2 Location		4 Loan Type	5 Date Acquired	6 Disposal Date	7 Book Value/ Recorded Investment Excluding Accrued Interest Prior Year	8 Change in Book Value/Recorded Investment						14 Book Value/ Recorded Investment Excluding Accrued Interest on Disposal	15 Consid- eration	16 Foreign Exchange Gain (Loss) on Disposal	17 Realized Gain (Loss) on Disposal	18 Total Gain (Loss) on Disposal
	2 City	3 State					8 Unrealized Valuation Increase/ (Decrease)	9 Current Year's (Amortization) /Accretion	10 Current Year's Other- Than- Temporary Impairment Recognized	11 Capitalized Deferred Interest and Other	12 Total Change in Book Value (8+9-10+11)	13 Total Foreign Exchange Change in Book Value					
BB1520498	LAKE ORION	MI		05/25/2022		0	0	(14)	0	0	0	(14)	0	554	554	0	0
BB1518776	TWINSBURG	OH		05/25/2022		0	0	16	0	0	0	16	0	2,247	2,247	0	0
BB1519795	NEW YORK	NY		05/25/2022		0	0	67	0	0	0	67	0	632	632	0	0
BB1520801	ATHENS	GA		05/25/2022		0	0	8	0	0	0	8	0	467	467	0	0
BB1518832	ATTICA	IN		05/25/2022		0	0	20	0	0	0	20	0	507	507	0	0
BB1520675	HALLANDALE BEACH	FL		05/25/2022		0	0	20	0	0	0	20	0	260	260	0	0
BB1519064	BROWNSVILLE	TX		05/25/2022		0	0	29	0	0	0	29	0	714	714	0	0
BB1520204	OVIEDO	FL		05/25/2022		0	0	63	0	0	0	63	0	802	802	0	0
BB1518846	SLIDELL	LA		05/25/2022		0	0	14	0	0	0	14	0	330	330	0	0
BB0064236	TOPEKA	KS		05/25/2022		0	0	1	0	0	0	1	0	80	80	0	0
BB1520027	ELLWOOD CITY	PA		05/25/2022		0	0	11	0	0	0	11	0	208	208	0	0
BB0071203	LANCASTER	CA		05/25/2022		0	0	126	0	0	0	126	0	2,328	2,328	0	0
BB1519800	ST. CLAIR SHORES	MI		05/25/2022		0	0	52	0	0	0	52	0	1,209	1,209	0	0
BB1520293	IPSWICH	MA		05/25/2022		0	0	46	0	0	0	46	0	1,368	1,368	0	0
BB1521097	PERRIS	CA		05/25/2022		0	0	22	0	0	0	22	0	744	744	0	0
BB1518991	NORTH	SC		05/25/2022		0	0	(87)	0	0	0	(87)	0	1,424	1,424	0	0
BB1519347	MEMPHIS	TN		05/25/2022		0	0	18	0	0	0	18	0	382	382	0	0
BB1520336	CHICAGO	IL		05/25/2022		0	0	(2)	0	0	0	(2)	0	510	510	0	0
BB1518784	LEAGUE CITY	TX		05/25/2022		0	0	44	0	0	0	44	0	475	475	0	0
BB1520215	PORTAGE	IN		05/25/2022		0	0	31	0	0	0	31	0	1,035	1,035	0	0
BB1521095	STOCKTON	CA		05/25/2022		0	0	(44)	0	0	0	(44)	0	1,435	1,435	0	0
BB1519226	GREAT FALLS	MT		05/25/2022		0	0	43	0	0	0	43	0	517	517	0	0
BB0069409	KERSHAW	SC		05/25/2022		0	0	(9)	0	0	0	(9)	0	306	306	0	0
BB1519156	HAMMOND	LA		05/25/2022		0	0	27	0	0	0	27	0	333	333	0	0
BB1519701	DELTONA	FL		05/25/2022		0	0	(34)	0	0	0	(34)	0	1,060	1,060	0	0
BB1519906	ELKIN	NC		05/25/2022		0	0	55	0	0	0	55	0	372	372	0	0
BB1519333	SAUGUS	MA		05/25/2022		0	0	1	0	0	0	1	0	122	122	0	0
BB1521533	OWENSBORO	KY		05/25/2022		0	0	(70)	0	0	0	(70)	0	1,067	1,067	0	0
BB1520183	MERIDIAN	MS		05/25/2022		0	0	3	0	0	0	3	0	381	381	0	0
BB1519696	LANCASTER	SC		05/25/2022		0	0	8	0	0	0	8	0	207	207	0	0
BB1521235	EL DORADO	AR		05/25/2022		0	0	2	0	0	0	2	0	67	67	0	0
BB1520648	EAST HARTFORD	CT		05/25/2022		0	0	13	0	0	0	13	0	139	139	0	0
BB1521058	BRIDGEPORT	TX		05/25/2022		0	0	13	0	0	0	13	0	173	173	0	0
BB1520825	BLUE ISLAND	IL		05/25/2022		0	0	23	0	0	0	23	0	1,544	1,544	0	0
BB1519264	EL PASO	TX		05/25/2022		0	0	(27)	0	0	0	(27)	0	1,000	1,000	0	0
BB1520252	PORTSMOUTH	VA		05/25/2022		0	0	34	0	0	0	34	0	582	582	0	0
BB1520131	HOUSTON	TX		05/25/2022		0	0	36	0	0	0	36	0	363	363	0	0
BB1518868	SELMA	AL		05/25/2022		0	0	0	0	0	0	0	0	250	250	0	0
BB1519873	BYRAM	MS		05/25/2022		0	0	34	0	0	0	34	0	800	800	0	0
BB1519441	PHILADELPHIA	PA		05/25/2022		0	0	19	0	0	0	19	0	241	241	0	0
BB1519371	VICKSBURG	MS		05/25/2022		0	0	(11)	0	0	0	(11)	0	54	54	0	0
BB1519659	WARREN	MI		05/25/2022		0	0	6	0	0	0	6	0	217	217	0	0
BB0050006	CHARLOTTE	NC		05/25/2022		0	0	103	0	0	0	103	0	1,680	1,680	0	0
BB1519049	COLUMBUS	OH		05/25/2022		0	0	29	0	0	0	29	0	373	373	0	0
BB1518841	RICHMOND	CA		05/25/2022		0	0	29	0	0	0	29	0	902	902	0	0
BB1520024	ALPHARETTA	GA		05/25/2022		0	0	43	0	0	0	43	0	780	780	0	0
BB1518962	PASADENA	TX		05/25/2022		0	0	(15)	0	0	0	(15)	0	200	200	0	0
BB1520196	MONROE	LA		05/25/2022		0	0	(7)	0	0	0	(7)	0	127	127	0	0
BB0051097	SOUTH ELGIN	IL		05/25/2022		0	0	(52)	0	0	0	(52)	0	2,106	2,106	0	0
BB1519644	MESA	AZ		05/25/2022		0	0	(47)	0	0	0	(47)	0	2,243	2,243	0	0
BB1519099	HOUSTON	TX		05/25/2022		0	0	(21)	0	0	0	(21)	0	277	277	0	0

E02.142

STATEMENT AS OF JUNE 30, 2024 OF THE Reliance Standard Life Insurance Company

SCHEDULE B - PART 3

Showing All Mortgage Loans DISPOSED, Transferred or Repaid During the Current Quarter

1 Loan Number	2 Location		4 Loan Type	5 Date Acquired	6 Disposal Date	7 Book Value/ Recorded Investment Excluding Accrued Interest Prior Year	8 Change in Book Value/Recorded Investment						14 Book Value/ Recorded Investment Excluding Accrued Interest on Disposal	15 Consid- eration	16 Foreign Exchange Gain (Loss) on Disposal	17 Realized Gain (Loss) on Disposal	18 Total Gain (Loss) on Disposal
	2 City	3 State					8 Unrealized Valuation Increase/ (Decrease)	9 Current Year's (Amortization) /Accretion	10 Current Year's Other- Than- Temporary Impairment Recognized	11 Capitalized Deferred Interest and Other	12 Total Change in Book Value (8+9-10+11)	13 Total Foreign Exchange Change in Book Value					
BB1519700	KENNEWICK	WA		05/25/2022		0	0	101	0	0	0	101	0	997	997	0	0
BB1519453	OAKLEY	CA		05/25/2022		0	0	58	0	0	0	58	0	1,502	1,502	0	0
BB1520756	SANTA ANA	CA		05/25/2022		0	0	(25)	0	0	0	(25)	0	494	494	0	0
BB1520579	ALBERTVILLE	AL		05/25/2022		0	0	(34)	0	0	0	(34)	0	962	962	0	0
BB1519155	CHARLOTTE	NC		05/25/2022		0	0	37	0	0	0	37	0	366	366	0	0
BB0051712	AXTON	VA		05/25/2022		0	0	(2)	0	0	0	(2)	0	38	38	0	0
BB1520431	CUMMING	GA		05/25/2022		0	0	123	0	0	0	123	0	1,455	1,455	0	0
BB1520132	KIHEI	HI		05/25/2022		0	0	666	0	0	0	666	0	1,778	1,778	0	0
BB1520253	COLETAH	TN		05/25/2022		0	0	3	0	0	0	3	0	899	899	0	0
BB1519440	EATONTOWN	NJ		05/25/2022		0	0	23	0	0	0	23	0	903	903	0	0
BB1519118	MEMPHIS	TN		05/25/2022		0	0	37	0	0	0	37	0	728	728	0	0
BB1521127	TULARE	CA		05/25/2022		0	0	(2)	0	0	0	(2)	0	333	333	0	0
BB1518891	YOUNGSTOWN	OH		05/25/2022		0	0	35	0	0	0	35	0	436	436	0	0
BB1520812	SIMPSONVILLE	SC		05/25/2022		0	0	36	0	0	0	36	0	956	956	0	0
BB1519942	GRAND LEDGE	MI		05/25/2022		0	0	13	0	0	0	13	0	585	585	0	0
BB1519346	CARRIERE	MS		05/25/2022		0	0	(41)	0	0	0	(41)	0	624	624	0	0
BB1520025	FAYETTEVILLE	NC		05/25/2022		0	0	(7)	0	0	0	(7)	0	92	92	0	0
BB1520565	LAKE CHARLES	LA		05/25/2022		0	0	91	0	0	0	91	0	91	91	0	0
BB1519048	SHELBYVILLE	TN		05/25/2022		0	0	7	0	0	0	7	0	942	942	0	0
BB1521270	NIAGARA FALLS	NY		05/25/2022		0	0	2	0	0	0	2	0	674	674	0	0
BB1519419	HAVERTHILL	MA		05/25/2022		0	0	40	0	0	0	40	0	1,003	1,003	0	0
BB1519252	DANDRIDGE	TN		05/25/2022		0	0	0	0	0	0	0	0	154	154	0	0
BB1520930	STATEN ISLAND	NY		05/25/2022		0	0	109	0	0	0	109	0	2,085	2,085	0	0
BB1520441	BROWNSVILLE	TX		05/25/2022		0	0	(3)	0	0	0	(3)	0	171	171	0	0
BB1520087	SPRINGFIELD	MA		05/25/2022		0	0	(13)	0	0	0	(13)	0	415	415	0	0
BB1518880	BALTIMORE	MD		05/25/2022		0	0	60	0	0	0	60	0	1,425	1,425	0	0
BB1520157	BELLEVILLE	MI		05/25/2022		0	0	27	0	0	0	27	0	337	337	0	0
BB1519703	MANCHESTER	KY		05/25/2022		0	0	9	0	0	0	9	0	91	91	0	0
BB1519456	DALTON	GA		05/25/2022		0	0	(20)	0	0	0	(20)	0	318	318	0	0
BB1520213	ANCHORAGE	AK		05/25/2022		0	0	0	0	0	0	0	0	886	886	0	0
BB1521233	HOUSTON	TX		05/25/2022		0	0	47	0	0	0	47	0	483	483	0	0
BB1521112	LONG BEACH	CA		05/25/2022		0	0	205	0	0	0	205	0	4,941	4,941	0	0
BB1519578	PHILADELPHIA	PA		05/25/2022		0	0	29	0	0	0	29	0	173	173	0	0
BB1520105	AURORA	CO		05/25/2022		0	0	97	0	0	0	97	0	1,197	1,197	0	0
BB1519336	DETROIT	MI		05/25/2022		0	0	4	0	0	0	4	0	2,216	2,216	0	0
BB1519513	JACKSON	MS		05/25/2022		0	0	(19)	0	0	0	(19)	0	472	472	0	0
BB1521177	NORFOLK	VA		05/25/2022		0	0	102	0	0	0	102	0	363	363	0	0
BB1520403	LENOIR CITY	TN		05/25/2022		0	0	17	0	0	0	17	0	345	345	0	0
BB0071118	NAVARRE	OH		05/25/2022		0	0	75	0	0	0	75	0	463	463	0	0
BB1518787	SAN ANTONIO	TX		05/25/2022		0	0	(30)	0	0	0	(30)	0	905	905	0	0
BB1519685	LINDSAY	OK		05/25/2022		0	0	(15)	0	0	0	(15)	0	251	251	0	0
BB1519838	HORN LAKE	MS		05/25/2022		0	0	20	0	0	0	20	0	310	310	0	0
BB1520659	WALLINGFORD	CT		05/25/2022		0	0	(37)	0	0	0	(37)	0	2,981	2,981	0	0
BB1519060	KINGS MOUNTAIN	NC		05/25/2022		0	0	17	0	0	0	17	0	316	316	0	0
BB1519670	LINDALE	GA		05/25/2022		0	0	(4)	0	0	0	(4)	0	486	486	0	0
BB0053416	GRAY SUMMIT	MO		05/25/2022		0	0	(29)	0	0	0	(29)	0	599	599	0	0
BB1520633	ST. LOUIS	MO		05/25/2022		0	0	27	0	0	0	27	0	669	669	0	0
BB1518855	BLOOMINGTON SPRINGS	TN		05/25/2022		0	0	5	0	0	0	5	0	547	547	0	0
BB1518734	SHELBYVILLE	KY		05/25/2022		0	0	50	0	0	0	50	0	535	535	0	0
BB1519227	GREENVILLE	SC		05/25/2022		0	0	(4)	0	0	0	(4)	0	136	136	0	0
BB1518911	BELEN	NM		05/25/2022		0	0	20	0	0	0	20	0	247	247	0	0

STATEMENT AS OF JUNE 30, 2024 OF THE Reliance Standard Life Insurance Company

SCHEDULE B - PART 3

Showing All Mortgage Loans DISPOSED, Transferred or Repaid During the Current Quarter

1 Loan Number	2 Location		4 Loan Type	5 Date Acquired	6 Disposal Date	7 Book Value/ Recorded Investment Excluding Accrued Interest Prior Year	8 Change in Book Value/Recorded Investment						14 Book Value/ Recorded Investment Excluding Accrued Interest on Disposal	15 Consid- eration	16 Foreign Exchange Gain (Loss) on Disposal	17 Realized Gain (Loss) on Disposal	18 Total Gain (Loss) on Disposal
	2 City	3 State					8 Unrealized Valuation Increase/ (Decrease)	9 Current Year's (Amortization) /Accretion	10 Current Year's Other- Than- Temporary Impairment Recognized	11 Capitalized Deferred Interest and Other	12 Total Change in Book Value (8+9-10+11)	13 Total Foreign Exchange Change in Book Value					
BB1519278	BATESVILLE	MS		05/25/2022		0	0	0	0	0	0	0	146	146	0	0	0
BB1519157	MILWAUKEE	WI		05/25/2022		0	0	(43)	0	0	(43)	0	685	685	0	0	0
BB1521460	JOPLIN	MO		05/25/2022		0	0	3	0	0	3	0	30	30	0	0	0
BB1520889	CHARLOTTE	NC		05/25/2022		0	0	5	0	0	5	0	63	63	0	0	0
BB1519511	WESTVILLE	NJ		05/25/2022		0	0	18	0	0	18	0	364	364	0	0	0
BB1520279	HOLYOKE	MA		05/25/2022		0	0	15	0	0	15	0	464	464	0	0	0
BB1518925	SLIDELL	LA		05/25/2022		0	0	(80)	0	0	(80)	0	1,214	1,214	0	0	0
BB1519512	ROOPVILLE	GA		05/25/2022		0	0	20	0	0	20	0	417	417	0	0	0
BB1520670	COLUMBIA	TN		05/25/2022		0	0	49	0	0	49	0	211	211	0	0	0
BB1521232	LAKE CITY	FL		05/25/2022		0	0	20	0	0	20	0	191	191	0	0	0
BB1518939	ZEBULON	NC		05/25/2022		0	0	23	0	0	23	0	1,288	1,288	0	0	0
BB1519563	MILFORD	MA		05/25/2022		0	0	46	0	0	46	0	1,340	1,340	0	0	0
BB1519265	FRESNO	CA		05/25/2022		0	0	(10)	0	0	(10)	0	280	280	0	0	0
BB1521055	MIAMI GARDENS	FL		05/25/2022		0	0	52	0	0	52	0	751	751	0	0	0
BB1520684	WINTER PARK	FL		05/25/2022		0	0	(15)	0	0	(15)	0	494	494	0	0	0
BB1521544	EL CENTRO	CA		05/25/2022		0	0	12	0	0	12	0	287	287	0	0	0
BB1519195	DECATUR	TX		05/25/2022		0	0	15	0	0	15	0	190	190	0	0	0
BB1520200	MADISON HEIGHTS	MI		05/25/2022		0	0	21	0	0	21	0	1,116	1,116	0	0	0
BB1520907	MIAMI GARDENS	FL		05/25/2022		0	0	8	0	0	8	0	356	356	0	0	0
BB1520861	SANTA ROSA	CA		05/25/2022		0	0	30	0	0	30	0	1,842	1,842	0	0	0
BB1520493	WATERTOWN	WI		05/25/2022		0	0	22	0	0	22	0	467	467	0	0	0
BB1521488	TAMPA	FL		05/25/2022		0	0	43	0	0	43	0	477	477	0	0	0
OV3274894	TAYLOR	TX		05/31/2022		0	0	58	0	0	58	0	1,310	1,310	0	0	0
OV3254513	PROVO	UT		05/31/2022		0	0	95	0	0	95	0	3,038	3,038	0	0	0
OV3270358	PENSACOLA	FL		05/31/2022		0	0	39	0	0	39	0	1,077	1,077	0	0	0
OV3280434	PEORIA	AZ		05/31/2022		0	0	52	0	0	52	0	2,419	2,419	0	0	0
OV3268693	DAVENPORT	FL		05/31/2022		0	0	118	0	0	118	0	2,892	2,892	0	0	0
OV3274749	SHALIMAR	FL		05/31/2022		0	0	17	0	0	17	0	754	754	0	0	0
OV3276899	MONROE	CO		05/31/2022		0	0	35	0	0	35	0	1,116	1,116	0	0	0
OV3279559	PORT SAINT LUCIE	FL		05/31/2022		0	0	1	0	0	1	0	1,397	1,397	0	0	0
OV3274658	TAMPA	FL		05/31/2022		0	0	44	0	0	44	0	1,490	1,490	0	0	0
OV3280485	LANTANA	FL		05/31/2022		0	0	20	0	0	20	0	1,123	1,123	0	0	0
OV3270380	AUSTIN	TX		05/31/2022		0	0	69	0	0	69	0	1,529	1,529	0	0	0
OV3266376	DAVENPORT	FL		05/31/2022		0	0	17	0	0	17	0	1,355	1,355	0	0	0
OV3267966	MONROE	NC		05/31/2022		0	0	34	0	0	34	0	1,292	1,292	0	0	0
OV3271675	PHOENIX	AZ		05/31/2022		0	0	105	0	0	105	0	2,004	2,004	0	0	0
OV3285784	FORT LAUDERDALE	FL		05/31/2022		0	0	93	0	0	93	0	2,628	2,628	0	0	0
OV3269287	MARYSVILLE	CA		05/31/2022		0	0	9	0	0	9	0	937	937	0	0	0
OV3257795	NASHVILLE	TN		05/31/2022		0	0	43	0	0	43	0	979	979	0	0	0
OV3273124	PORT CHARLOTTE	FL		05/31/2022		0	0	85	0	0	85	0	1,556	1,556	0	0	0
OV3268038	GREER	SC		05/31/2022		0	0	15	0	0	15	0	847	847	0	0	0
OV3278732	FORT LAUDERDALE	FL		05/31/2022		0	0	121	0	0	121	0	2,736	2,736	0	0	0
OV3274904	MESA	AZ		05/31/2022		0	0	35	0	0	35	0	2,269	2,269	0	0	0
OV3274859	LINTHICUM	MD		05/31/2022		0	0	2	0	0	2	0	965	965	0	0	0
OV3268141	KEY LARGO	FL		05/31/2022		0	0	49	0	0	49	0	2,846	2,846	0	0	0
OV3273253	UNIVERSITY PARK	FL		05/31/2022		0	0	217	0	0	217	0	2,945	2,945	0	0	0
OV3269406	UPPER MARLBORO	MD		05/31/2022		0	0	46	0	0	46	0	2,282	2,282	0	0	0
OV3243279	MONTGOMERY	TX		05/26/2022		0	0	63	0	0	63	0	993	993	0	0	0
OV3250856	CELINA	TX		05/26/2022		0	0	159	0	0	159	0	1,646	1,646	0	0	0
OV3073091	WINSTON SALEM	NC		05/26/2022		0	0	(18)	0	0	(18)	0	532	532	0	0	0
OV3241524	SAN DIEGO	CA		05/26/2022		0	0	488	0	0	488	0	5,651	5,651	0	0	0

STATEMENT AS OF JUNE 30, 2024 OF THE Reliance Standard Life Insurance Company

SCHEDULE B - PART 3

Showing All Mortgage Loans DISPOSED, Transferred or Repaid During the Current Quarter

1 Loan Number	2 Location		4 Loan Type	5 Date Acquired	6 Disposal Date	7 Book Value/ Recorded Investment Excluding Accrued Interest Prior Year	8 Change in Book Value/Recorded Investment					14 Book Value/ Recorded Investment Excluding Accrued Interest on Disposal	15 Consid- eration	16 Foreign Exchange Gain (Loss) on Disposal	17 Realized Gain (Loss) on Disposal	18 Total Gain (Loss) on Disposal	
	2 City	3 State					8 Unrealized Valuation Increase/ (Decrease)	9 Current Year's (Amortization) /Accretion	10 Current Year's Other- Than- Temporary Impairment Recognized	11 Capitalized Deferred Interest and Other	12 Total Change in Book Value (8+9-10+11)						13 Total Foreign Exchange Change in Book Value
OV3242283	MCALLEN	TX		05/26/2022		0	0	63	0	0	0	63	0	1,129	1,129	0	0
OV3165663	EASTON	PA		05/26/2022		0	0	45	0	0	0	45	0	1,166	1,166	0	0
OV3263205	CAPE CORAL	FL		05/26/2022		0	0	89	0	0	0	89	0	1,260	1,260	0	0
OV3241398	DURHAM	NC		05/26/2022		0	0	92	0	0	0	92	0	1,398	1,398	0	0
OV3251741	PHOENIX	AZ		05/26/2022		0	0	107	0	0	0	107	0	1,211	1,211	0	0
OV3243252	SEA ISLE CITY	NJ		05/26/2022		0	0	441	0	0	0	441	0	4,474	4,474	0	0
OV3250786	EL CAJON	CA		05/26/2022		0	0	126	0	0	0	126	0	1,492	1,492	0	0
OV3244368	RED LION	PA		05/26/2022		0	0	35	0	0	0	35	0	620	620	0	0
OV3097021	PHARR	TX		05/26/2022		0	0	(7)	0	0	0	(7)	0	888	888	0	0
OV3246725	ANNA	TX		05/26/2022		0	0	115	0	0	0	115	0	1,425	1,425	0	0
OV3244369	VIRGINIA BEACH	VA		05/26/2022		0	0	28	0	0	0	28	0	711	711	0	0
OV3245430	EASTON	PA		05/26/2022		0	0	27	0	0	0	27	0	844	844	0	0
OV3241441	RIALTO	CA		05/26/2022		0	0	92	0	0	0	92	0	1,381	1,381	0	0
OV3279832	SAVANNAH	GA		05/26/2022		0	0	18	0	0	0	18	0	739	739	0	0
OV3244602	PHILADELPHIA	PA		05/26/2022		0	0	142	0	0	0	142	0	2,216	2,216	0	0
OV3186501	NEWARK	NJ		05/26/2022		0	0	207	0	0	0	207	0	1,961	1,961	0	0
OV3251811	WINDSOR	CO		05/26/2022		0	0	146	0	0	0	146	0	1,833	1,833	0	0
OV3233073	MONTEBELLO	CA		05/26/2022		0	0	201	0	0	0	201	0	2,026	2,026	0	0
OV3120528	PORT ALLEN	LA		05/26/2022		0	0	(5)	0	0	0	(5)	0	520	520	0	0
OV3273230	TEMPE	AZ		05/26/2022		0	0	141	0	0	0	141	0	1,795	1,795	0	0
OV3226799	TORRINGTON	CT		05/26/2022		0	0	54	0	0	0	54	0	741	741	0	0
OV3032816	JERSEY CITY	NJ		05/26/2022		0	0	(263)	0	0	0	(263)	0	2,608	2,608	0	0
OV3241397	GILBERT	AZ		05/26/2022		0	0	117	0	0	0	117	0	1,137	1,137	0	0
OV3104372	ATLANTA	GA		05/26/2022		0	0	96	0	0	0	96	0	2,170	2,170	0	0
OV3158944	BALTIMORE	MD		05/26/2022		0	0	6	0	0	0	6	0	572	572	0	0
OV3175259	POCATELLO	ID		05/26/2022		0	0	40	0	0	0	40	0	1,015	1,015	0	0
OV3257817	MESA	AZ		05/26/2022		0	0	106	0	0	0	106	0	1,276	1,276	0	0
OV3245687	SEVIERVILLE	TN		05/26/2022		0	0	198	0	0	0	198	0	2,648	2,648	0	0
OV3141022	IRVINGTON	NJ		05/26/2022		0	0	58	0	0	0	58	0	1,175	1,175	0	0
OV3245743	BONNEY LAKE	WA		05/26/2022		0	0	144	0	0	0	144	0	1,825	1,825	0	0
OV3264491	PASADENA	CA		05/26/2022		0	0	516	0	0	0	516	0	5,903	5,903	0	0
OV3247389	HOUSTON	TX		05/26/2022		0	0	62	0	0	0	62	0	952	952	0	0
OV3247147	NARRAGANSETT	RI		05/26/2022		0	0	125	0	0	0	125	0	1,904	1,904	0	0
OV3173735	GAITHERSBURG	MD		05/26/2022		0	0	46	0	0	0	46	0	892	892	0	0
OV3032815	IRVINGTON	NJ		05/26/2022		0	0	(9)	0	0	0	(9)	0	657	657	0	0
OV3236235	WHITTIER	CA		05/26/2022		0	0	126	0	0	0	126	0	2,700	2,700	0	0
OV3241873	BALTIMORE	MD		05/26/2022		0	0	40	0	0	0	40	0	639	639	0	0
OV3247184	RIDGECREST	CA		05/26/2022		0	0	78	0	0	0	78	0	1,437	1,437	0	0
OV3234663	ELIZABETHPORT	NJ		05/26/2022		0	0	168	0	0	0	168	0	1,793	1,793	0	0
OV3277249	BRICK	NJ		05/26/2022		0	0	16	0	0	0	16	0	1,029	1,029	0	0
OV3288282	KNIGHTDALE	NC		05/26/2022		0	0	36	0	0	0	36	0	840	840	0	0
OV3239947	MONTEREY PARK	CA		05/26/2022		0	0	294	0	0	0	294	0	3,359	3,359	0	0
OV3245598	HOLLYWOOD	FL		05/26/2022		0	0	165	0	0	0	165	0	2,383	2,383	0	0
OV3120529	GULFPORT	MS		05/26/2022		0	0	7	0	0	0	7	0	534	534	0	0
OV3254477	COLORADO SPRINGS	CO		05/26/2022		0	0	121	0	0	0	121	0	1,444	1,444	0	0
OV3252356	STAFFORD	VA		05/26/2022		0	0	214	0	0	0	214	0	2,572	2,572	0	0
OV3261820	DALY CITY	CA		05/26/2022		0	0	511	0	0	0	511	0	4,134	4,134	0	0
OV3253647	CELINA	TX		05/26/2022		0	0	170	0	0	0	170	0	1,844	1,844	0	0
OV3251836	JAMAICA PLAIN	MA		05/26/2022		0	0	134	0	0	0	134	0	1,789	1,789	0	0
OV3252818	LEESBURG	VA		05/26/2022		0	0	190	0	0	0	190	0	2,682	2,682	0	0
OV3289493	AUSTELL	GA		05/26/2022		0	0	37	0	0	0	37	0	903	903	0	0

E02.145

STATEMENT AS OF JUNE 30, 2024 OF THE Reliance Standard Life Insurance Company

SCHEDULE B - PART 3

Showing All Mortgage Loans DISPOSED, Transferred or Repaid During the Current Quarter

1 Loan Number	2 Location		4 Loan Type	5 Date Acquired	6 Disposal Date	7 Book Value/ Recorded Investment Excluding Accrued Interest Prior Year	8 Change in Book Value/Recorded Investment					14 Book Value/ Recorded Investment Excluding Accrued Interest on Disposal	15 Consid- eration	16 Foreign Exchange Gain (Loss) on Disposal	17 Realized Gain (Loss) on Disposal	18 Total Gain (Loss) on Disposal	
	2 City	3 State					8 Unrealized Valuation Increase/ (Decrease)	9 Current Year's (Amortization) /Accretion	10 Current Year's Other- Than- Temporary Impairment Recognized	11 Capitalized Deferred Interest and Other	12 Total Change in Book Value (8+9-10+11)						13 Total Foreign Exchange Change in Book Value
OV3253908	PLANO	TX		05/26/2022		0	0	184	0	0	0	184	0	2,003	2,003	0	0
OV3094517	ATLANTA	GA		05/26/2022		0	0	161	0	0	0	161	0	1,940	1,940	0	0
OV3250900	NASHVILLE	TN		05/26/2022		0	0	80	0	0	0	80	0	1,030	1,030	0	0
OV3260283	FULLERTON	CA		05/26/2022		0	0	258	0	0	0	258	0	3,285	3,285	0	0
OV3168119	MANCHESTER	NH		05/26/2022		0	0	34	0	0	0	34	0	1,526	1,526	0	0
OV3139028	HARTFORD	CT		05/26/2022		0	0	19	0	0	0	19	0	589	589	0	0
OV3247513	EDGEWOOD	MD		05/26/2022		0	0	87	0	0	0	87	0	1,445	1,445	0	0
OV3050100	VANDALIA	OH		05/26/2022		0	0	(6)	0	0	0	(6)	0	713	713	0	0
OV3251729	PHOENIX	AZ		05/26/2022		0	0	175	0	0	0	175	0	2,279	2,279	0	0
OV3173122	LEBANON	NH		05/26/2022		0	0	50	0	0	0	50	0	1,116	1,116	0	0
OV3253699	MESA	AZ		05/26/2022		0	0	134	0	0	0	134	0	1,600	1,600	0	0
OV3247183	SAN DIEGO	CA		05/26/2022		0	0	243	0	0	0	243	0	2,533	2,533	0	0
OV3140014	POUGHKEEPSIE	NY		05/26/2022		0	0	67	0	0	0	67	0	1,164	1,164	0	0
OV3260460	RENO	NV		05/26/2022		0	0	155	0	0	0	155	0	1,775	1,775	0	0
OV3250653	OLYMPIA	WA		05/26/2022		0	0	110	0	0	0	110	0	1,586	1,586	0	0
OV3177422	GARFIELD	NJ		05/26/2022		0	0	171	0	0	0	171	0	2,319	2,319	0	0
OV3234043	HUMBLE	TX		05/26/2022		0	0	41	0	0	0	41	0	629	629	0	0
OV3254532	RIVERVIEW	FL		05/26/2022		0	0	211	0	0	0	211	0	2,670	2,670	0	0
OV3262476	HARVEST	AL		05/26/2022		0	0	77	0	0	0	77	0	1,113	1,113	0	0
OV3189277	ROCKWALL	TX		05/26/2022		0	0	75	0	0	0	75	0	1,344	1,344	0	0
OV3189398	ZELLWOOD	FL		05/26/2022		0	0	93	0	0	0	93	0	1,956	1,956	0	0
OV3227349	MABLETON	GA		05/26/2022		0	0	77	0	0	0	77	0	981	981	0	0
OV3264456	MINNEAPOLIS	MINN		05/26/2022		0	0	164	0	0	0	164	0	2,072	2,072	0	0
OV3289494	MABLETON	GA		05/26/2022		0	0	43	0	0	0	43	0	1,067	1,067	0	0
OV3252596	HARTFORD	CT		05/26/2022		0	0	28	0	0	0	28	0	948	948	0	0
OV3062896	KILLEEN	TX		05/26/2022		0	0	19	0	0	0	19	0	579	579	0	0
OV3135396	MERIDEN	CT		05/26/2022		0	0	21	0	0	0	21	0	892	892	0	0
OV3141020	IRVINGTON	NJ		05/26/2022		0	0	40	0	0	0	40	0	795	795	0	0
OV3268195	TAMPA	FL		05/26/2022		0	0	32	0	0	0	32	0	813	813	0	0
OV3257843	ROUND ROCK	TX		05/26/2022		0	0	321	0	0	0	321	0	2,748	2,748	0	0
OV3173732	OWINGS MILLS	MD		05/26/2022		0	0	7	0	0	0	7	0	942	942	0	0
OV3227131	NEWARK	NJ		05/26/2022		0	0	141	0	0	0	141	0	1,607	1,607	0	0
OV3247131	SEATTLE	WA		05/26/2022		0	0	223	0	0	0	223	0	2,656	2,656	0	0
OV3244665	PFLUGERVILLE	TX		05/26/2022		0	0	269	0	0	0	269	0	2,466	2,466	0	0
OV3247088	ANGIER	NC		05/26/2022		0	0	112	0	0	0	112	0	1,448	1,448	0	0
OV3252270	AUSTIN	TX		05/26/2022		0	0	241	0	0	0	241	0	2,077	2,077	0	0
OV3188314	PITTSBURGH	PA		05/26/2022		0	0	90	0	0	0	90	0	1,675	1,675	0	0
OV3139029	EASTON	PA		05/26/2022		0	0	38	0	0	0	38	0	986	986	0	0
OV3263270	AUSTIN	TX		05/26/2022		0	0	280	0	0	0	280	0	2,119	2,119	0	0
OV3244601	EUGENE	OR		05/26/2022		0	0	114	0	0	0	114	0	1,483	1,483	0	0
OV3064059	KILLEEN	TX		05/26/2022		0	0	27	0	0	0	27	0	842	842	0	0
OV3061706	WILMINGTON	NC		05/26/2022		0	0	68	0	0	0	68	0	1,424	1,424	0	0
OV3265080	LITTLE ELM	TX		05/26/2022		0	0	105	0	0	0	105	0	1,315	1,315	0	0
OV3247386	WELLINGTON	FL		05/26/2022		0	0	106	0	0	0	106	0	1,437	1,437	0	0
OV3258279	ELMONT	NY		05/26/2022		0	0	187	0	0	0	187	0	2,124	2,124	0	0
OV3262475	WINTER GARDEN	FL		05/26/2022		0	0	80	0	0	0	80	0	1,222	1,222	0	0
OV3251996	AUSTIN	TX		05/26/2022		0	0	206	0	0	0	206	0	1,612	1,612	0	0
OV3254511	MESA	AZ		05/26/2022		0	0	114	0	0	0	114	0	1,375	1,375	0	0
OV3166808	LINCOLN	NE		05/26/2022		0	0	28	0	0	0	28	0	1,119	1,119	0	0
OV3054855	WINSTON SALEM	NC		05/26/2022		0	0	(3)	0	0	0	(3)	0	440	440	0	0
OV3083801	WINTER HAVEN	FL		05/26/2022		0	0	52	0	0	0	52	0	856	856	0	0

E02.146

STATEMENT AS OF JUNE 30, 2024 OF THE Reliance Standard Life Insurance Company

SCHEDULE B - PART 3

Showing All Mortgage Loans DISPOSED, Transferred or Repaid During the Current Quarter

1 Loan Number	2 Location		4 Loan Type	5 Date Acquired	6 Disposal Date	7 Book Value/ Recorded Investment Excluding Accrued Interest Prior Year	8 Change in Book Value/Recorded Investment					14 Book Value/ Recorded Investment Excluding Accrued Interest on Disposal	15 Consid- eration	16 Foreign Exchange Gain (Loss) on Disposal	17 Realized Gain (Loss) on Disposal	18 Total Gain (Loss) on Disposal	
	2 City	3 State					8 Unrealized Valuation Increase/ (Decrease)	9 Current Year's (Amortization) /Accretion	10 Current Year's Other- Than- Temporary Impairment Recognized	11 Capitalized Deferred Interest and Other	12 Total Change in Book Value (8+9-10+11)						13 Total Foreign Exchange Change in Book Value
OV323482	WOODLAND PARK	NJ		05/26/2022		0	0	124	0	0	0	124	0	1,997	1,997	0	0
OV3252402	BAYONNE	NJ		05/26/2022		0	0	240	0	0	0	240	0	2,513	2,513	0	0
OV3131284	BATON ROUGE	LA		05/26/2022		0	0	(4)	0	0	0	(4)	0	380	380	0	0
OV3241305	MONTEREY PARK	CA		05/26/2022		0	0	280	0	0	0	280	0	3,482	3,482	0	0
OV3257793	HUNTSVILLE	AL		05/26/2022		0	0	71	0	0	0	71	0	1,056	1,056	0	0
OV3252714	ROCKVILLE	MD		05/26/2022		0	0	141	0	0	0	141	0	1,840	1,840	0	0
OV3179017	NEWARK	NJ		05/26/2022		0	0	232	0	0	0	232	0	2,290	2,290	0	0
OV3101375	BRIGHTON	MA		05/26/2022		0	0	523	0	0	0	523	0	9,031	9,031	0	0
OV3190433	KILLEEN	TX		05/26/2022		0	0	18	0	0	0	18	0	769	769	0	0
OV3141878	SAN JUAN	TX		05/26/2022		0	0	35	0	0	0	35	0	930	930	0	0
OV3236275	TYLER	TX		05/26/2022		0	0	22	0	0	0	22	0	453	453	0	0
OV3255544	NORTH LAS VEGAS	NV		05/26/2022		0	0	135	0	0	0	135	0	1,567	1,567	0	0
OV3108177	HAINES CITY	FL		05/26/2022		0	0	66	0	0	0	66	0	861	861	0	0
OV3267115	CUMMING	GA		05/26/2022		0	0	64	0	0	0	64	0	1,006	1,006	0	0
OV3241413	SAN MARCOS	TX		05/26/2022		0	0	209	0	0	0	209	0	1,581	1,581	0	0
OV3245821	CORONA	NY		05/26/2022		0	0	170	0	0	0	170	0	3,396	3,396	0	0
OV3141877	SAN JUAN	TX		05/26/2022		0	0	35	0	0	0	35	0	923	923	0	0
OV3258101	TINLEY PARK	IL		05/26/2022		0	0	20	0	0	0	20	0	694	694	0	0
OV3247264	LOWELL	MA		05/26/2022		0	0	213	0	0	0	213	0	2,607	2,607	0	0
OV3259027	MELBOURNE	FL		05/26/2022		0	0	21	0	0	0	21	0	591	591	0	0
OV3255297	SEATTLE	WA		05/26/2022		0	0	95	0	0	0	95	0	1,894	1,894	0	0
OV3152638	VERNON	CT		05/26/2022		0	0	13	0	0	0	13	0	1,060	1,060	0	0
OV3065896	HENRIETTA	NY		05/26/2022		0	0	9	0	0	0	9	0	558	558	0	0
OV3209964	CARMEL	IN		05/26/2022		0	0	4	0	0	0	4	0	911	911	0	0
OV3243238	HUTTO	TX		05/26/2022		0	0	178	0	0	0	178	0	1,417	1,417	0	0
OV3262460	LAGUNA NIGUEL	CA		05/26/2022		0	0	163	0	0	0	163	0	1,826	1,826	0	0
OV3152624	GLASCO	NY		05/26/2022		0	0	56	0	0	0	56	0	1,215	1,215	0	0
OV3244434	HUNTINGTON	NY		05/26/2022		0	0	182	0	0	0	182	0	2,096	2,096	0	0
OV3247347	SECAUCUS	NJ		05/26/2022		0	0	187	0	0	0	187	0	2,329	2,329	0	0
OV3252766	FRISCO	TX		05/26/2022		0	0	128	0	0	0	128	0	1,422	1,422	0	0
OV3195138	EASTON	PA		05/26/2022		0	0	24	0	0	0	24	0	720	720	0	0
OV3166809	CANTON	CT		05/26/2022		0	0	6	0	0	0	6	0	1,197	1,197	0	0
OV3251961	HERRIMAN	UT		05/26/2022		0	0	111	0	0	0	111	0	1,333	1,333	0	0
OV3245683	PORTLAND	OR		05/26/2022		0	0	226	0	0	0	226	0	2,770	2,770	0	0
OV3098127	EASTON	PA		05/26/2022		0	0	28	0	0	0	28	0	1,029	1,029	0	0
OV3257012	DONNELLY	ID		05/26/2022		0	0	87	0	0	0	87	0	1,061	1,061	0	0
OV3252049	MERIDIAN	ID		05/26/2022		0	0	94	0	0	0	94	0	1,037	1,037	0	0
OV3247073	DEERFIELD	IL		05/26/2022		0	0	114	0	0	0	114	0	1,802	1,802	0	0
OV3037084	PHILADELPHIA	PA		05/26/2022		0	0	36	0	0	0	36	0	639	639	0	0
OV3141879	SAN JUAN	TX		05/26/2022		0	0	35	0	0	0	35	0	923	923	0	0
OV3126344	SHEFFIELD VILLAGE	OH		05/26/2022		0	0	46	0	0	0	46	0	635	635	0	0
OV3252250	RESEDA	CA		05/26/2022		0	0	257	0	0	0	257	0	2,951	2,951	0	0
OV3239892	LYNNWOOD	WA		05/26/2022		0	0	206	0	0	0	206	0	2,336	2,336	0	0
OV3233076	BRONX	NY		05/26/2022		0	0	121	0	0	0	121	0	2,690	2,690	0	0
OV3094518	NEW HAVEN	CT		05/26/2022		0	0	137	0	0	0	137	0	1,626	1,626	0	0
OV3253910	GOLDEN	CO		05/26/2022		0	0	295	0	0	0	295	0	3,350	3,350	0	0
OV3245510	HERRIMAN	UT		05/26/2022		0	0	122	0	0	0	122	0	1,747	1,747	0	0
OV3255449	FORT WORTH	TX		05/26/2022		0	0	118	0	0	0	118	0	1,345	1,345	0	0
OV3243309	ROUND ROCK	TX		05/26/2022		0	0	232	0	0	0	232	0	1,678	1,678	0	0
OV3147823	KILLEEN	TX		05/26/2022		0	0	31	0	0	0	31	0	553	553	0	0
OV3258331	NASHUA	NH		05/26/2022		0	0	80	0	0	0	80	0	1,082	1,082	0	0

E02.147

STATEMENT AS OF JUNE 30, 2024 OF THE Reliance Standard Life Insurance Company

SCHEDULE B - PART 3

Showing All Mortgage Loans DISPOSED, Transferred or Repaid During the Current Quarter

1 Loan Number	2 Location		4 Loan Type	5 Date Acquired	6 Disposal Date	7 Book Value/ Recorded Investment Excluding Accrued Interest Prior Year	8 Change in Book Value/Recorded Investment						14 Book Value/ Recorded Investment Excluding Accrued Interest on Disposal	15 Consid- eration	16 Foreign Exchange Gain (Loss) on Disposal	17 Realized Gain (Loss) on Disposal	18 Total Gain (Loss) on Disposal
	2 City	3 State					8 Unrealized Valuation Increase/ (Decrease)	9 Current Year's (Amortization) /Accretion	10 Current Year's Other- Than- Temporary Impairment Recognized	11 Capitalized Deferred Interest and Other	12 Total Change in Book Value (8+9-10+11)	13 Total Foreign Exchange Change in Book Value					
OV3262281	SAN DIEGO	CA		05/26/2022		0	0	189	0	0	0	189	0	2,922	2,922	0	0
OV3255435	BOCA RATON	FL		05/26/2022		0	0	125	0	0	0	125	0	2,023	2,023	0	0
OV3277269	ORLANDO	FL		05/26/2022		0	0	63	0	0	0	63	0	1,687	1,687	0	0
OV3223477	SEYMOUR	CT		05/26/2022		0	0	34	0	0	0	34	0	1,041	1,041	0	0
OV3083803	CHICAGO	IL		05/26/2022		0	0	22	0	0	0	22	0	1,141	1,141	0	0
OV3247276	BOISE	ID		05/26/2022		0	0	105	0	0	0	105	0	1,242	1,242	0	0
OV3229604	NEWARK	NJ		05/26/2022		0	0	210	0	0	0	210	0	1,838	1,838	0	0
OV3095239	NEW HAVEN	CT		05/26/2022		0	0	164	0	0	0	164	0	2,312	2,312	0	0
OV3244515	SAN DIEGO	CA		05/26/2022		0	0	159	0	0	0	159	0	1,869	1,869	0	0
OV3268026	CLOVIS	CA		05/26/2022		0	0	85	0	0	0	85	0	1,289	1,289	0	0
OV3089665	LARGO	FL		05/26/2022		0	0	3	0	0	0	3	0	562	562	0	0
OV3226801	PENNSAUKEN	NJ		05/26/2022		0	0	33	0	0	0	33	0	627	627	0	0
OV3082402	BIRMINGHAM	AL		05/26/2022		0	0	4	0	0	0	4	0	678	678	0	0
OV3254466	BRENTWOOD	CA		05/26/2022		0	0	330	0	0	0	330	0	3,639	3,639	0	0
OV3233592	BRISTOL	CT		05/26/2022		0	0	(20)	0	0	0	(20)	0	785	785	0	0
OV3121252	BALTIMORE	MD		05/26/2022		0	0	14	0	0	0	14	0	682	682	0	0
OV3288311	BALTIMORE	MD		05/26/2022		0	0	40	0	0	0	40	0	916	916	0	0
OV3093684	PENSACOLA	FL		05/26/2022		0	0	2	0	0	0	2	0	881	881	0	0
OV3097023	LOS ANGELES	CA		05/26/2022		0	0	213	0	0	0	213	0	2,441	2,441	0	0
OV3247085	TROUTMAN	NC		05/26/2022		0	0	110	0	0	0	110	0	1,572	1,572	0	0
OV3262257	FRISCO	TX		05/26/2022		0	0	153	0	0	0	153	0	1,561	1,561	0	0
OV3142666	MILTON	FL		05/26/2022		0	0	57	0	0	0	57	0	1,158	1,158	0	0
OV3257013	EDMONDS	WA		05/26/2022		0	0	190	0	0	0	190	0	2,122	2,122	0	0
OV3257134	EULESS	TX		05/26/2022		0	0	159	0	0	0	159	0	2,633	2,633	0	0
OV3280921	LOGAN	UT		05/26/2022		0	0	124	0	0	0	124	0	1,717	1,717	0	0
OV3267211	CLACKAMAS	OR		05/26/2022		0	0	277	0	0	0	277	0	2,805	2,805	0	0
OV3246732	LONG BEACH	CA		05/26/2022		0	0	187	0	0	0	187	0	2,116	2,116	0	0
OV3244483	CANAAN	CT		05/26/2022		0	0	156	0	0	0	156	0	1,952	1,952	0	0
OV3081721	NEW ORLEANS	LA		05/26/2022		0	0	(75)	0	0	0	(75)	0	2,527	2,527	0	0
OV3252694	ROUND ROCK	TX		05/26/2022		0	0	184	0	0	0	184	0	1,659	1,659	0	0
OV3257028	VALENCIA	CA		05/26/2022		0	0	177	0	0	0	177	0	2,096	2,096	0	0
OV3252941	MONROE	WA		05/26/2022		0	0	225	0	0	0	225	0	2,562	2,562	0	0
OV3254479	AUSTIN	TX		05/26/2022		0	0	214	0	0	0	214	0	1,666	1,666	0	0
OV3268027	PORTLAND	OR		05/26/2022		0	0	353	0	0	0	353	0	3,657	3,657	0	0
OV3050110	BRISTOL	CT		05/26/2022		0	0	(21)	0	0	0	(21)	0	530	530	0	0
OV3169794	BROCKTON	MA		05/26/2022		0	0	54	0	0	0	54	0	2,172	2,172	0	0
OV3257783	VANCOUVER	WA		05/26/2022		0	0	129	0	0	0	129	0	1,635	1,635	0	0
OV3250778	TRIANGLE	VA		05/26/2022		0	0	135	0	0	0	135	0	1,576	1,576	0	0
OV3226800	TORRINGTON	CT		05/26/2022		0	0	54	0	0	0	54	0	741	741	0	0
OV3186006	WESTBROOK	CT		05/26/2022		0	0	(5)	0	0	0	(5)	0	913	913	0	0
OV3264540	COVINA	CA		05/26/2022		0	0	213	0	0	0	213	0	2,256	2,256	0	0
OV3253204	NEW ORLEANS	LA		05/26/2022		0	0	21	0	0	0	21	0	488	488	0	0
OV3261586	LITTLETON	CO		05/26/2022		0	0	129	0	0	0	129	0	1,918	1,918	0	0
OV3152635	SAINT LOUIS	MO		05/26/2022		0	0	(6)	0	0	0	(6)	0	542	542	0	0
OV3289490	LANHAM	MD		05/26/2022		0	0	50	0	0	0	50	0	1,550	1,550	0	0
OV3064060	KILLEEN	TX		05/26/2022		0	0	21	0	0	0	21	0	528	528	0	0
OV3184058	KISSIMEE	FL		05/26/2022		0	0	134	0	0	0	134	0	2,475	2,475	0	0
OV3117615	CULPEPER	VA		05/26/2022		0	0	42	0	0	0	42	0	848	848	0	0
OV3189514	RIDGEWOOD	NY		05/26/2022		0	0	319	0	0	0	319	0	4,270	4,270	0	0
OV3097022	LOS ANGELES	CA		05/26/2022		0	0	163	0	0	0	163	0	2,021	2,021	0	0
OV3067124	CHICAGO	IL		05/26/2022		0	0	20	0	0	0	20	0	847	847	0	0

E02.148

STATEMENT AS OF JUNE 30, 2024 OF THE Reliance Standard Life Insurance Company

SCHEDULE B - PART 3

Showing All Mortgage Loans DISPOSED, Transferred or Repaid During the Current Quarter

1 Loan Number	2 Location		4 Loan Type	5 Date Acquired	6 Disposal Date	7 Book Value/ Recorded Investment Excluding Accrued Interest Prior Year	8 Change in Book Value/Recorded Investment						14 Book Value/ Recorded Investment Excluding Accrued Interest on Disposal	15 Consid- eration	16 Foreign Exchange Gain (Loss) on Disposal	17 Realized Gain (Loss) on Disposal	18 Total Gain (Loss) on Disposal
	2 City	3 State					8 Unrealized Valuation Increase/ (Decrease)	9 Current Year's (Amortization) /Accretion	10 Current Year's Other- Than- Temporary Impairment Recognized	11 Capitalized Deferred Interest and Other	12 Total Change in Book Value (8+9-10+11)	13 Total Foreign Exchange Change in Book Value					
OV3246745	HENDERSON	NV		05/26/2022		0	0	129	0	0	0	129	0	1,679	1,679	0	0
OV3243223	SAN DIEGO	CA		05/26/2022		0	0	200	0	0	0	200	0	2,222	2,222	0	0
OV3199030	SHADY SIDE	MD		05/26/2022		0	0	11	0	0	0	11	0	851	851	0	0
OV3250871	SEASIDE	CA		05/26/2022		0	0	187	0	0	0	187	0	2,190	2,190	0	0
OV3050092	VANDALIA	OH		05/26/2022		0	0	(6)	0	0	0	(6)	0	656	656	0	0
OV3024994	LOS ANGELES	CA		05/26/2022		0	0	(72)	0	0	0	(72)	0	3,399	3,399	0	0
OV3237051	SAN JUAN CAPISTRANO	CA		05/26/2022		0	0	160	0	0	0	160	0	2,041	2,041	0	0
OV3247140	SACRAMENTO	CA		05/26/2022		0	0	167	0	0	0	167	0	2,274	2,274	0	0
OV3161025	STUART	FL		05/26/2022		0	0	59	0	0	0	59	0	1,182	1,182	0	0
OV3241428	REDONDO BEACH	CA		05/26/2022		0	0	278	0	0	0	278	0	3,115	3,115	0	0
OV3236010	NORTH LAS VEGAS	NV		05/26/2022		0	0	61	0	0	0	61	0	1,153	1,153	0	0
OV3254483	PFLUGERVILLE	TX		05/26/2022		0	0	232	0	0	0	232	0	2,015	2,015	0	0
OV3244699	NORTH LAUDERDALE	FL		05/26/2022		0	0	210	0	0	0	210	0	2,367	2,367	0	0
OV3251857	PHOENIX	AZ		05/26/2022		0	0	177	0	0	0	177	0	2,040	2,040	0	0
OV3262800	CARY	NC		05/26/2022		0	0	194	0	0	0	194	0	2,077	2,077	0	0
OV3268601	EL CENTRO	CA		05/26/2022		0	0	95	0	0	0	95	0	1,192	1,192	0	0
OV3253305	SEATTLE	WA		05/26/2022		0	0	104	0	0	0	104	0	1,894	1,894	0	0
OV3246636	PARK RAPIDS	MINN		05/26/2022		0	0	78	0	0	0	78	0	1,018	1,018	0	0
OV3254459	VENUS	TX		05/26/2022		0	0	322	0	0	0	322	0	3,543	3,543	0	0
OV3236107	NORTH BERGEN	NJ		05/26/2022		0	0	151	0	0	0	151	0	2,944	2,944	0	0
OV3243298	OCEANSIDE	CA		05/26/2022		0	0	232	0	0	0	232	0	2,905	2,905	0	0
OV3163903	DENVER	CO		05/26/2022		0	0	239	0	0	0	239	0	2,744	2,744	0	0
OV3253915	TAMPA	FL		05/26/2022		0	0	88	0	0	0	88	0	1,257	1,257	0	0
OV3234646	RIDGEFIELD PARK	NJ		05/26/2022		0	0	186	0	0	0	186	0	2,559	2,559	0	0
OV3260323	SAN MARTIN	CA		05/26/2022		0	0	203	0	0	0	203	0	1,777	1,777	0	0
OV3172611	LOWELL	MA		05/26/2022		0	0	17	0	0	0	17	0	861	861	0	0
OV3143316	GREENSBORO	NC		05/26/2022		0	0	15	0	0	0	15	0	543	543	0	0
OV3077826	BUFORD	GA		05/26/2022		0	0	102	0	0	0	102	0	1,586	1,586	0	0
OV3094521	NEW HAVEN	CT		05/26/2022		0	0	194	0	0	0	194	0	2,308	2,308	0	0
OV3262459	AGUA DULCE	CA		05/26/2022		0	0	246	0	0	0	246	0	2,918	2,918	0	0
OV3073104	HAZLETON	PA		05/26/2022		0	0	(19)	0	0	0	(19)	0	796	796	0	0
OV3252457	SAN JOSE	CA		05/26/2022		0	0	240	0	0	0	240	0	2,522	2,522	0	0
OV3261655	THORNTON	CO		05/26/2022		0	0	144	0	0	0	144	0	1,763	1,763	0	0
OV3263032	ALHAMBRA	CA		05/26/2022		0	0	332	0	0	0	332	0	3,711	3,711	0	0
OV3257904	GRAND PRAIRIE	TX		05/26/2022		0	0	102	0	0	0	102	0	1,270	1,270	0	0
OV3263332	FRANKLIN	TN		05/26/2022		0	0	241	0	0	0	241	0	2,601	2,601	0	0
OV3241029	KISSIMMEE	FL		05/26/2022		0	0	40	0	0	0	40	0	1,997	1,997	0	0
OV3262496	THOMPSONS STN.	TN		05/26/2022		0	0	241	0	0	0	241	0	2,394	2,394	0	0
OV3185483	ORLANDO	FL		05/26/2022		0	0	35	0	0	0	35	0	1,037	1,037	0	0
OV3201020	PAWTOCKET	RI		05/26/2022		0	0	47	0	0	0	47	0	1,134	1,134	0	0
OV3244514	FORT WORTH	TX		05/26/2022		0	0	167	0	0	0	167	0	1,941	1,941	0	0
OV3251928	ROSWELL	GA		05/26/2022		0	0	88	0	0	0	88	0	1,019	1,019	0	0
OV3257860	ROUND ROCK	TX		05/26/2022		0	0	287	0	0	0	287	0	2,148	2,148	0	0
OV3253304	HUDSONVILLE	MI		05/26/2022		0	0	48	0	0	0	48	0	1,074	1,074	0	0
OV3268030	HILLSBORO	OR		05/26/2022		0	0	114	0	0	0	114	0	1,638	1,638	0	0
OV3177706	LUBBOCK	TX		05/26/2022		0	0	19	0	0	0	19	0	568	568	0	0
OV3258472	KING CITY	OR		05/26/2022		0	0	98	0	0	0	98	0	1,408	1,408	0	0
OV3125301	PHILADELPHIA	PA		05/26/2022		0	0	53	0	0	0	53	0	780	780	0	0
OV3246742	WINTERS	CA		05/26/2022		0	0	128	0	0	0	128	0	1,898	1,898	0	0
OV3094522	NEW HAVEN	CT		05/26/2022		0	0	255	0	0	0	255	0	3,072	3,072	0	0
OV3262877	BAKERSFIELD	CA		05/26/2022		0	0	135	0	0	0	135	0	1,370	1,370	0	0

STATEMENT AS OF JUNE 30, 2024 OF THE Reliance Standard Life Insurance Company

SCHEDULE B - PART 3

Showing All Mortgage Loans DISPOSED, Transferred or Repaid During the Current Quarter

1 Loan Number	2 Location		4 Loan Type	5 Date Acquired	6 Disposal Date	7 Book Value/ Recorded Investment Excluding Accrued Interest Prior Year	8 Change in Book Value/Recorded Investment					14 Book Value/ Recorded Investment Excluding Accrued Interest on Disposal	15 Consid- eration	16 Foreign Exchange Gain (Loss) on Disposal	17 Realized Gain (Loss) on Disposal	18 Total Gain (Loss) on Disposal	
	2 City	3 State					8 Unrealized Valuation Increase/ (Decrease)	9 Current Year's (Amortization) /Accretion	10 Current Year's Other- Than- Temporary Impairment Recognized	11 Capitalized Deferred Interest and Other	12 Total Change in Book Value (8+9-10+11)						13 Total Foreign Exchange Change in Book Value
OV3180065	PITTSBURGH	PA		05/26/2022		0	0	21	0	0	0	21	0	731	731	0	0
OV3252039	LAS VEGAS	NV		05/26/2022		0	0	97	0	0	0	97	0	1,328	1,328	0	0
OV3143842	IRVINGTON	NJ		05/26/2022		0	0	71	0	0	0	71	0	981	981	0	0
OV3157465	GRAND JUNCTION	CO		05/26/2022		0	0	98	0	0	0	98	0	1,631	1,631	0	0
OV3117613	BALTIMORE	MD		05/26/2022		0	0	50	0	0	0	50	0	699	699	0	0
OV3242072	STUDIO CITY	CA		05/26/2022		0	0	292	0	0	0	292	0	3,350	3,350	0	0
OV3253710	ANAHEIM	CA		05/26/2022		0	0	189	0	0	0	189	0	2,110	2,110	0	0
OV3258379	WALDVIK	NJ		05/26/2022		0	0	299	0	0	0	299	0	3,770	3,770	0	0
OV3074438	WOONSOCKET	RI		05/26/2022		0	0	12	0	0	0	12	0	1,084	1,084	0	0
OV3244482	SAN DIEGO	CA		05/26/2022		0	0	227	0	0	0	227	0	2,374	2,374	0	0
OV3101930	JERSEY CITY	NJ		05/26/2022		0	0	13	0	0	0	13	0	1,785	1,785	0	0
OV3065899	HENRIETTA	NY		05/26/2022		0	0	9	0	0	0	9	0	558	558	0	0
OV3088020	STATEN ISLAND	NY		05/26/2022		0	0	12	0	0	0	12	0	1,315	1,315	0	0
OV3237044	PORTER RANCH	CA		05/26/2022		0	0	300	0	0	0	300	0	3,069	3,069	0	0
OV3254482	CHARLOTTESVILLE	VA		05/26/2022		0	0	258	0	0	0	258	0	3,261	3,261	0	0
OV3264748	OAKLAND	CA		05/26/2022		0	0	187	0	0	0	187	0	2,456	2,456	0	0
OV3265023	CHICAGO	IL		05/26/2022		0	0	72	0	0	0	72	0	1,251	1,251	0	0
OV3166759	EASTON	PA		05/26/2022		0	0	44	0	0	0	44	0	1,150	1,150	0	0
OV3262839	BILLINGS	MT		05/26/2022		0	0	101	0	0	0	101	0	1,476	1,476	0	0
OV3141890	SAN JUAN	TX		05/26/2022		0	0	35	0	0	0	35	0	923	923	0	0
OV3268594	ALBURN	CA		05/26/2022		0	0	193	0	0	0	193	0	2,565	2,565	0	0
OV3244702	SAHUARITA	AZ		05/26/2022		0	0	137	0	0	0	137	0	2,037	2,037	0	0
OV3244371	ENFIELD	CT		05/26/2022		0	0	32	0	0	0	32	0	800	800	0	0
OV3076966	BURLINGTON	NC		05/26/2022		0	0	22	0	0	0	22	0	614	614	0	0
OV3227127	NEWARK	NJ		05/26/2022		0	0	200	0	0	0	200	0	2,354	2,354	0	0
OV3243296	SAINT PETERSBURG	FL		05/26/2022		0	0	258	0	0	0	258	0	2,830	2,830	0	0
OV3253913	FRANKLIN	IN		05/26/2022		0	0	54	0	0	0	54	0	658	658	0	0
OV3251962	DALLAS	TX		05/26/2022		0	0	268	0	0	0	268	0	2,718	2,718	0	0
OV3153522	SPOKANE	WA		05/26/2022		0	0	161	0	0	0	161	0	1,943	1,943	0	0
OV3246970	TULSA	OK		05/26/2022		0	0	23	0	0	0	23	0	519	519	0	0
OV3175035	LUBBOCK	TX		05/26/2022		0	0	19	0	0	0	19	0	568	568	0	0
OV3274927	PHILADELPHIA	PA		05/26/2022		0	0	90	0	0	0	90	0	3,014	3,014	0	0
OV3243245	CHINO	CA		05/26/2022		0	0	117	0	0	0	117	0	1,403	1,403	0	0
OV3260181	VILAS	NC		05/26/2022		0	0	238	0	0	0	238	0	2,839	2,839	0	0
OV3261723	ORTING	WA		05/26/2022		0	0	302	0	0	0	302	0	3,254	3,254	0	0
OV3065898	MARIETTA	GA		05/26/2022		0	0	58	0	0	0	58	0	993	993	0	0
OV3257036	WYLIE	TX		05/26/2022		0	0	128	0	0	0	128	0	1,496	1,496	0	0
OV3147822	KILLEEN	TX		05/26/2022		0	0	20	0	0	0	20	0	550	550	0	0
OV3252455	AMERICAN FORK	UT		05/26/2022		0	0	129	0	0	0	129	0	1,719	1,719	0	0
OV3053465	BAY SHORE	NY		05/26/2022		0	0	15	0	0	0	15	0	1,826	1,826	0	0
OV3244512	SAN JOSE	CA		05/26/2022		0	0	169	0	0	0	169	0	2,020	2,020	0	0
OV3246740	PORTLAND	OR		05/26/2022		0	0	109	0	0	0	109	0	1,402	1,402	0	0
OV3243283	TEMPE	AZ		05/26/2022		0	0	135	0	0	0	135	0	1,962	1,962	0	0
OV3246684	RALEIGH	NC		05/26/2022		0	0	81	0	0	0	81	0	1,234	1,234	0	0
OV3252768	MESQUITE	TX		05/26/2022		0	0	128	0	0	0	128	0	1,385	1,385	0	0
OV3141891	SAN JUAN	TX		05/26/2022		0	0	35	0	0	0	35	0	923	923	0	0
OV3177708	LUBBOCK	TX		05/26/2022		0	0	19	0	0	0	19	0	568	568	0	0
OV3262685	BALTIMORE	MD		05/26/2022		0	0	28	0	0	0	28	0	1,049	1,049	0	0
OV3247392	JACKSONVILLE	FL		05/26/2022		0	0	92	0	0	0	92	0	1,332	1,332	0	0
OV3252741	SHERMAN OAKS	CA		05/26/2022		0	0	361	0	0	0	361	0	4,229	4,229	0	0
OV3255298	SEATTLE	WA		05/26/2022		0	0	99	0	0	0	99	0	1,603	1,603	0	0

STATEMENT AS OF JUNE 30, 2024 OF THE Reliance Standard Life Insurance Company

SCHEDULE B - PART 3

Showing All Mortgage Loans DISPOSED, Transferred or Repaid During the Current Quarter

1 Loan Number	2 Location		4 Loan Type	5 Date Acquired	6 Disposal Date	7 Book Value/ Recorded Investment Excluding Accrued Interest Prior Year	8 Change in Book Value/Recorded Investment						14 Book Value/ Recorded Investment Excluding Accrued Interest on Disposal	15 Consid- eration	16 Foreign Exchange Gain (Loss) on Disposal	17 Realized Gain (Loss) on Disposal	18 Total Gain (Loss) on Disposal
	2 City	3 State					8 Unrealized Valuation Increase/ (Decrease)	9 Current Year's (Amortization) /Accretion	10 Current Year's Other- Than- Temporary Impairment Recognized	11 Capitalized Deferred Interest and Other	12 Total Change in Book Value (8+9-10+11)	13 Total Foreign Exchange Change in Book Value					
OV3257824	WAXAHACHIE	TX		05/26/2022		0	0	126	0	0	0	126	0	1,408	1,408	0	0
OV3261582	ALLEN	TX		05/26/2022		0	0	265	0	0	0	265	0	3,050	3,050	0	0
OV3227805	BIRMINGHAM	AL		05/26/2022		0	0	6	845	0	0	6	0	845	845	0	0
OV3253912	ALEXANDRIA	VA		05/26/2022		0	0	311	0	0	0	311	0	3,968	3,968	0	0
OV3252931	VAN NUYS	CA		05/26/2022		0	0	142	0	0	0	142	0	1,747	1,747	0	0
OV3266787	MESA	AZ		05/26/2022		0	0	129	0	0	0	129	0	1,542	1,542	0	0
OV3065897	HENRIETTA	NY		05/26/2022		0	0	9	0	0	0	9	0	558	558	0	0
OV3244526	ROSEVILLE	CA		05/26/2022		0	0	215	0	0	0	215	0	2,726	2,726	0	0
OV3257810	CEDAR PARK	TX		05/26/2022		0	0	242	0	0	0	242	0	1,781	1,781	0	0
OV3251773	PHILADELPHIA	PA		05/26/2022		0	0	139	0	0	0	139	0	1,682	1,682	0	0
OV3273228	SANTA ROSA	CA		05/26/2022		0	0	164	0	0	0	164	0	1,942	1,942	0	0
OV3257127	LAS VEGAS	NV		05/26/2022		0	0	69	0	0	0	69	0	1,068	1,068	0	0
OV3266897	CALISTOGA	CA		05/26/2022		0	0	301	0	0	0	301	0	3,250	3,250	0	0
OV3255563	AVONDALE	AZ		05/26/2022		0	0	136	0	0	0	136	0	1,666	1,666	0	0
OV3252053	CHARLOTTE	NC		05/26/2022		0	0	58	0	0	0	58	0	1,161	1,161	0	0
OV3241389	GILBERT	AZ		05/26/2022		0	0	182	0	0	0	182	0	2,133	2,133	0	0
OV3168121	BETHLEHEM	PA		05/26/2022		0	0	62	0	0	0	62	0	1,173	1,173	0	0
OV3187111	DAYTONA BEACH	FL		05/26/2022		0	0	88	0	0	0	88	0	1,424	1,424	0	0
OV3201878	PROVIDENCE	RI		05/26/2022		0	0	41	0	0	0	41	0	1,009	1,009	0	0
OV3119133	PHILADELPHIA	PA		05/26/2022		0	0	56	0	0	0	56	0	822	822	0	0
OV3247041	NEWARK	CA		05/26/2022		0	0	202	0	0	0	202	0	2,461	2,461	0	0
OV3247162	MIRAMAR	FL		05/26/2022		0	0	79	0	0	0	79	0	1,004	1,004	0	0
OV3242059	INDIAN TRAIL	NC		05/26/2022		0	0	85	0	0	0	85	0	1,158	1,158	0	0
OV3244383	PHOENIX	AZ		05/26/2022		0	0	374	0	0	0	374	0	3,887	3,887	0	0
OV3242236	NORTHGLENN	CO		05/26/2022		0	0	147	0	0	0	147	0	1,747	1,747	0	0
OV3131278	BATON ROUGE	LA		05/26/2022		0	0	(7)	0	0	0	(7)	0	533	533	0	0
OV3093015	PHILADELPHIA	PA		05/26/2022		0	0	30	769	0	0	30	0	769	769	0	0
OV3239752	SPRING	TX		05/26/2022		0	0	108	0	0	0	108	0	1,509	1,509	0	0
OV3250878	LEWISVILLE	TX		05/26/2022		0	0	109	0	0	0	109	0	1,431	1,431	0	0
OV3266882	ROSEMead	CA		05/26/2022		0	0	377	0	0	0	377	0	3,288	3,288	0	0
OV3241430	AUSTIN	TX		05/26/2022		0	0	236	0	0	0	236	0	1,773	1,773	0	0
OV3257808	CASTRO VALLEY	CA		05/26/2022		0	0	180	0	0	0	180	0	2,276	2,276	0	0
OV3253700	MESA	AZ		05/26/2022		0	0	103	0	0	0	103	0	1,245	1,245	0	0
OV3242007	FRISCO	TX		05/26/2022		0	0	180	0	0	0	180	0	1,856	1,856	0	0
OV3252817	HERNDON	VA		05/26/2022		0	0	240	0	0	0	240	0	3,363	3,363	0	0
OV3162945	JOHNSTOWN	NY		05/26/2022		0	0	126	0	0	0	126	0	2,068	2,068	0	0
OV3260226	LAKEWOOD	CO		05/26/2022		0	0	183	0	0	0	183	0	2,324	2,324	0	0
OV3191502	CRANSTON	RI		05/26/2022		0	0	(13)	0	0	(13)	(13)	0	1,180	1,180	0	0
OV3185893	PATERSON	NJ		05/26/2022		0	0	42	0	0	0	42	0	1,323	1,323	0	0
OV3175972	UPPER SADDLE RIVER	NJ		05/26/2022		0	0	193	0	0	0	193	0	6,461	6,461	0	0
OV3252296	MONROVIA	CA		05/26/2022		0	0	241	0	0	0	241	0	2,811	2,811	0	0
OV3246588	SPRING HILL	TN		05/26/2022		0	0	74	0	0	0	74	0	933	933	0	0
OV3243230	BASTROP	TX		05/26/2022		0	0	176	0	0	0	176	0	1,359	1,359	0	0
OV3048113	EDMOND	OK		05/26/2022		0	0	(3)	0	0	(3)	(3)	0	659	659	0	0
OV3246765	TUMWATER	WA		05/26/2022		0	0	120	0	0	0	120	0	1,662	1,662	0	0
OV3243295	SCOTTSDALE	AZ		05/26/2022		0	0	266	0	0	0	266	0	3,268	3,268	0	0
OV3102985	NEW HAVEN	CT		05/26/2022		0	0	86	0	0	0	86	0	1,089	1,089	0	0
OV3246575	WILDOMAR	CA		05/26/2022		0	0	136	0	0	0	136	0	1,468	1,468	0	0
OV3267971	MERCED	CA		05/26/2022		0	0	146	0	0	0	146	0	1,993	1,993	0	0
OV3033410	IRVINGTON	NJ		05/26/2022		0	0	35	0	0	0	35	0	756	756	0	0
OV3252435	SAN JOSE	CA		05/26/2022		0	0	371	0	0	0	371	0	3,503	3,503	0	0

E02.151

STATEMENT AS OF JUNE 30, 2024 OF THE Reliance Standard Life Insurance Company

SCHEDULE B - PART 3

Showing All Mortgage Loans DISPOSED, Transferred or Repaid During the Current Quarter

1 Loan Number	2 Location		4 Loan Type	5 Date Acquired	6 Disposal Date	7 Book Value/ Recorded Investment Excluding Accrued Interest Prior Year	8 Change in Book Value/Recorded Investment						14 Book Value/ Recorded Investment Excluding Accrued Interest on Disposal	15 Consid- eration	16 Foreign Exchange Gain (Loss) on Disposal	17 Realized Gain (Loss) on Disposal	18 Total Gain (Loss) on Disposal
	2 City	3 State					8 Unrealized Valuation Increase/ (Decrease)	9 Current Year's (Amortization) /Accretion	10 Current Year's Other- Than- Temporary Impairment Recognized	11 Capitalized Deferred Interest and Other	12 Total Change in Book Value (8+9-10+11)	13 Total Foreign Exchange Change in Book Value					
OV3088019	WEBSTER	NY		05/26/2022		0	0	237	0	0	0	237	0	2,787	2,787	0	0
OV3261733	NASHVILLE	TN		05/26/2022		0	0	185	0	0	0	185	0	2,282	2,282	0	0
OV3246728	PHOENIX	AZ		05/26/2022		0	0	230	0	0	0	230	0	2,563	2,563	0	0
OV3264831	NOVATO	CA		05/26/2022		0	0	195	0	0	0	195	0	2,360	2,360	0	0
OV3245803	ALBUQUERQUE	NM		05/26/2022		0	0	8	0	0	0	8	0	1,019	1,019	0	0
OV3215416	WEST HAVEN	CT		05/26/2022		0	0	39	0	0	0	39	0	1,083	1,083	0	0
OV3253631	FREMONT	CA		05/26/2022		0	0	243	0	0	0	243	0	2,836	2,836	0	0
OV3245435	EASTON	PA		05/26/2022		0	0	48	0	0	0	48	0	1,053	1,053	0	0
OV3243258	GILBERT	AZ		05/26/2022		0	0	189	0	0	0	189	0	2,064	2,064	0	0
OV3247379	NAMPA	ID		05/26/2022		0	0	168	0	0	0	168	0	1,655	1,655	0	0
OV3250649	TUMWATER	WA		05/26/2022		0	0	185	0	0	0	185	0	2,294	2,294	0	0
OV3034010	RED BANK	NJ		05/26/2022		0	0	38	0	0	0	38	0	1,781	1,781	0	0
OV3208775	ROTONDA WEST	FL		05/26/2022		0	0	209	0	0	0	209	0	2,393	2,393	0	0
OV3262276	GALT	CA		05/26/2022		0	0	174	0	0	0	174	0	1,504	1,504	0	0
OV3175998	NEW ORLEANS	LA		05/26/2022		0	0	91	0	0	0	91	0	1,638	1,638	0	0
OV3061671	LANCASTER	PA		05/26/2022		0	0	25	0	0	0	25	0	546	546	0	0
OV3098768	CHICAGO	IL		05/26/2022		0	0	37	0	0	0	37	0	1,122	1,122	0	0
OV3187081	OLD SAYBROOK	CT		05/26/2022		0	0	(7)	0	0	0	(7)	0	1,364	1,364	0	0
OV3061131	MORENO VALLEY	CA		05/26/2022		0	0	42	0	0	0	42	0	960	960	0	0
OV3175971	PALM SPRINGS	CA		05/26/2022		0	0	287	0	0	0	287	0	4,146	4,146	0	0
OV3236254	YORBA LINDA	CA		05/26/2022		0	0	231	0	0	0	231	0	2,508	2,508	0	0
OV3250518	BALTIMORE	MD		05/26/2022		0	0	35	0	0	0	35	0	727	727	0	0
OV3263188	PORTLAND	OR		05/26/2022		0	0	167	0	0	0	167	0	1,934	1,934	0	0
OV3253885	AUSTIN	TX		05/26/2022		0	0	225	0	0	0	225	0	1,700	1,700	0	0
OV3266211	ROCKWALL	TX		05/26/2022		0	0	312	0	0	0	312	0	3,552	3,552	0	0
OV3246630	NEWMAN	GA		05/26/2022		0	0	208	0	0	0	208	0	3,136	3,136	0	0
OV3079053	TRENTON	NJ		05/26/2022		0	0	4	0	0	0	4	0	390	390	0	0
OV3287802	LINWOOD	NJ		05/26/2022		0	0	27	0	0	0	27	0	1,076	1,076	0	0
OV3261732	RENTON	WA		05/26/2022		0	0	194	0	0	0	194	0	2,475	2,475	0	0
OV3141880	SAN JUAN	TX		05/26/2022		0	0	35	0	0	0	35	0	923	923	0	0
OV3210853	WEST HAVEN	CT		05/26/2022		0	0	44	0	0	0	44	0	1,219	1,219	0	0
OV3282821	GLENDALE	NY		05/26/2022		0	0	96	0	0	0	96	0	2,893	2,893	0	0
OV3215415	NAUGATUCK	CT		05/26/2022		0	0	46	0	0	0	46	0	1,293	1,293	0	0
OV3244427	ROSEVILLE	CA		05/26/2022		0	0	199	0	0	0	199	0	2,179	2,179	0	0
OV3253727	TEMPLE CITY	CA		05/26/2022		0	0	279	0	0	0	279	0	3,209	3,209	0	0
OV3253681	SEVERANCE	CO		05/26/2022		0	0	185	0	0	0	185	0	2,248	2,248	0	0
OV3263362	PORT CHARLOTTE	FL		05/26/2022		0	0	17	0	0	0	17	0	590	590	0	0
OV3257008	FAIRLAIN	NJ		05/26/2022		0	0	102	0	0	0	102	0	1,260	1,260	0	0
OV3017924	COLUMBUS	OH		05/26/2022		0	0	(39)	0	0	0	(39)	0	851	851	0	0
OV3244358	LAKE WALES	FL		05/26/2022		0	0	52	0	0	0	52	0	1,047	1,047	0	0
OV3253306	SEATTLE	WA		05/26/2022		0	0	91	0	0	0	91	0	1,477	1,477	0	0
OV3098767	EASTON	PA		05/26/2022		0	0	18	0	0	0	18	0	579	579	0	0
OV3262694	ENGLEWOOD	FL		05/26/2022		0	0	124	0	0	0	124	0	1,042	1,042	0	0
OV3246618	LOS ANGELES	CA		05/26/2022		0	0	177	0	0	0	177	0	1,910	1,910	0	0
OV3247173	CORINTH	TX		05/26/2022		0	0	99	0	0	0	99	0	1,345	1,345	0	0
OV3258470	LAKE FOREST	CA		05/26/2022		0	0	329	0	0	0	329	0	4,155	4,155	0	0
OV3246739	PORTLAND	OR		05/26/2022		0	0	125	0	0	0	125	0	1,581	1,581	0	0
OV3250689	PASSAIC	NJ		05/26/2022		0	0	103	0	0	0	103	0	1,194	1,194	0	0
OV3270350	PEORIA	AZ		05/26/2022		0	0	330	0	0	0	330	0	3,703	3,703	0	0
OV3239941	AUSTIN	TX		05/26/2022		0	0	249	0	0	0	249	0	2,275	2,275	0	0
OV3235820	TAUNTON	MA		05/26/2022		0	0	67	0	0	0	67	0	1,733	1,733	0	0

STATEMENT AS OF JUNE 30, 2024 OF THE Reliance Standard Life Insurance Company

SCHEDULE B - PART 3

Showing All Mortgage Loans DISPOSED, Transferred or Repaid During the Current Quarter

1 Loan Number	2 Location		4 Loan Type	5 Date Acquired	6 Disposal Date	7 Book Value/ Recorded Investment Excluding Accrued Interest Prior Year	8 Change in Book Value/Recorded Investment						14 Book Value/ Recorded Investment Excluding Accrued Interest on Disposal	15 Consid- eration	16 Foreign Exchange Gain (Loss) on Disposal	17 Realized Gain (Loss) on Disposal	18 Total Gain (Loss) on Disposal
	2 City	3 State					8 Unrealized Valuation Increase/ (Decrease)	9 Current Year's (Amortization) /Accretion	10 Current Year's Other- Than- Temporary Impairment Recognized	11 Capitalized Deferred Interest and Other	12 Total Change in Book Value (8+9-10+11)	13 Total Foreign Exchange Change in Book Value					
OV3239750	TWIN LAKES	CO		05/26/2022		0	0	184	0	0	0	184	0	2,404	2,404	0	0
OV3141019	IRVINGTON	NJ		05/26/2022		0	0	99	0	0	0	99	0	1,299	1,299	0	0
OV3277261	GRAND RAPIDS	MI		05/26/2022		0	0	15	0	0	0	15	0	611	611	0	0
OV3093068	PHILADELPHIA	PA		05/26/2022		0	0	10	0	0	0	10	0	774	774	0	0
OV3190369	EAST CHICAGO	IN		05/26/2022		0	0	59	0	0	0	59	0	958	958	0	0
OV3250866	BASKING RIDGE	NJ		05/26/2022		0	0	119	0	0	0	119	0	1,807	1,807	0	0
OV3153229	CHICAGO	IL		05/26/2022		0	0	(23)	0	0	0	(23)	0	2,076	2,076	0	0
OV3255549	NASHVILLE	TN		05/26/2022		0	0	83	0	0	0	83	0	1,195	1,195	0	0
OV3264307	LEHIGH ACRES	FL		05/26/2022		0	0	40	0	0	0	40	0	911	911	0	0
OV3201879	TEMPLE	PA		05/26/2022		0	0	18	0	0	0	18	0	526	526	0	0
OV3172616	LOWELL	MA		05/26/2022		0	0	18	0	0	0	18	0	731	731	0	0
OV3320153	PORT ORANGE	FL		06/30/2022		0	0	8	0	0	0	8	0	1,321	1,321	0	0
OV3300693	SCOTTSDALE	AZ		06/30/2022		0	0	134	0	0	0	134	0	1,770	1,770	0	0
OV3307008	FORT WALTON BEACH	FL		06/30/2022		0	0	17	0	0	0	17	0	808	808	0	0
OV3306090	AUSTIN	TX		06/30/2022		0	0	124	0	0	0	124	0	2,367	2,367	0	0
OV3301307	DALLAS	TX		06/30/2022		0	0	24	0	0	0	24	0	1,263	1,263	0	0
OV3300857	KYLE	TX		06/30/2022		0	0	87	0	0	0	87	0	1,323	1,323	0	0
OV3294768	OCEAN CITY	NJ		06/30/2022		0	0	166	0	0	0	166	0	2,449	2,449	0	0
OV3300862	GULF BREEZE	FL		06/30/2022		0	0	61	0	0	0	61	0	1,839	1,839	0	0
OV3288421	COLORADO SPRINGS	CO		06/30/2022		0	0	87	0	0	0	87	0	1,495	1,495	0	0
OV3252839	KNOXVILLE	TN		06/30/2022		0	0	75	0	0	0	75	0	1,321	1,321	0	0
OV3269401	POCATTELLO	ID		06/30/2022		0	0	44	0	0	0	44	0	886	886	0	0
OV3287070	BALTIMORE	MD		06/30/2022		0	0	14	0	0	0	14	0	300	300	0	0
OV3288930	PARMA	OH		06/30/2022		0	0	11	0	0	0	11	0	434	434	0	0
OV3271778	GARDEN CITY	UT		06/30/2022		0	0	93	0	0	0	93	0	1,068	1,068	0	0
OV3284629	OCEAN BREEZE	FL		06/30/2022		0	0	16,495	0	0	0	16,495	0	350,240	350,240	0	0
OV3267913	ATLANTA	GA		06/30/2022		0	0	103	0	0	0	103	0	1,669	1,669	0	0
OV3285657	SEVIERVILLE	TN		06/30/2022		0	0	60	0	0	0	60	0	1,289	1,289	0	0
OV3311285	FAIRFAX	VA		06/30/2022		0	0	73	0	0	0	73	0	2,585	2,585	0	0
OV3288262	BALTIMORE	MD		06/30/2022		0	0	24	0	0	0	24	0	504	504	0	0
OV3287305	AURORA	CO		06/30/2022		0	0	92	0	0	0	92	0	2,014	2,014	0	0
OV3301393	DALLAS	TX		06/30/2022		0	0	68	0	0	0	68	0	1,392	1,392	0	0
OV3287334	APOPKA	FL		06/30/2022		0	0	54	0	0	0	54	0	1,557	1,557	0	0
OV3302742	LANSING	MI		06/30/2022		0	0	15	0	0	0	15	0	872	872	0	0
OV3300604	MIAMI	FL		06/30/2022		0	0	38	0	0	0	38	0	2,091	2,091	0	0
OV3289201	SAN LUIS	AZ		06/30/2022		0	0	51	0	0	0	51	0	783	783	0	0
OV3281639	BOYNTON BEACH	FL		06/30/2022		0	0	97	0	0	0	97	0	1,864	1,864	0	0
OV3288426	FRISCO	TX		06/30/2022		0	0	95	0	0	0	95	0	1,459	1,459	0	0
OV3288842	SALT LAKE CITY	UT		06/30/2022		0	0	54	0	0	0	54	0	1,080	1,080	0	0
OV3287076	RIVERTON	UT		06/30/2022		0	0	66	0	0	0	66	0	1,944	1,944	0	0
OV3294764	MONROE	NY		06/30/2022		0	0	0	0	0	0	0	0	971	971	0	0
OV3287254	TULSA	OK		06/30/2022		0	0	44	0	0	0	44	0	894	894	0	0
OV3270382	KATY	TX		06/30/2022		0	0	43	0	0	0	43	0	1,041	1,041	0	0
OV3250654	NEW BRAUNFELS	TX		06/30/2022		0	0	98	0	0	0	98	0	1,447	1,447	0	0
OV3309397	FRISCO	TX		06/30/2022		0	0	5,699	0	0	0	5,699	0	136,973	136,973	0	0
OV3288425	DENTON	TX		06/30/2022		0	0	43	0	0	0	43	0	969	969	0	0
BB0717640	CLOVIS	CA		07/27/2022		0	0	1,857	0	0	0	1,857	0	9,205	9,205	0	0
BB0663835	TALLAHASSEE	FL		07/27/2022		0	0	284	0	0	0	284	0	1,411	1,411	0	0
BB0659394	BALDIWIN	NY		07/27/2022		0	0	357	0	0	0	357	0	1,671	1,671	0	0
BB4074611	SEATTLE	WA		07/27/2022		0	0	412	0	0	0	412	0	2,048	2,048	0	0
BB4448637	WYOMING	MI		07/27/2022		0	0	337	0	0	0	337	0	1,437	1,437	0	0

E02.153

STATEMENT AS OF JUNE 30, 2024 OF THE Reliance Standard Life Insurance Company

SCHEDULE B - PART 3

Showing All Mortgage Loans DISPOSED, Transferred or Repaid During the Current Quarter

1 Loan Number	2 Location		4 Loan Type	5 Date Acquired	6 Disposal Date	7 Book Value/ Recorded Investment Excluding Accrued Interest Prior Year	8 Change in Book Value/Recorded Investment						14 Book Value/ Recorded Investment Excluding Accrued Interest on Disposal	15 Consid- eration	16 Foreign Exchange Gain (Loss) on Disposal	17 Realized Gain (Loss) on Disposal	18 Total Gain (Loss) on Disposal
	2 City	3 State					8 Unrealized Valuation Increase/ (Decrease)	9 Current Year's (Amortization) /Accretion	10 Current Year's Other- Than- Temporary Impairment Recognized	11 Capitalized Deferred Interest and Other	12 Total Change in Book Value (8+9-10+11)	13 Total Foreign Exchange Change in Book Value					
BB4587310	SAN ANTONIO	TX		07/27/2022		0	0	276	0	0	0	276	0	1,407	1,407	0	0
BB4660738	TIPP CITY	OH		07/27/2022		0	0	515	0	0	0	515	0	2,910	2,910	0	0
BB0268580	DES MOINES	IA		07/27/2022		0	0	514	0	0	0	514	0	2,509	2,509	0	0
BB4581816	NORWICH	CT		07/27/2022		0	0	556	0	0	0	556	0	2,538	2,538	0	0
BB4368708	NABB	IN		07/27/2022		0	0	300	0	0	0	300	0	1,075	1,075	0	0
BB4188841	TUCSON	AZ		07/27/2022		0	0	50	0	0	0	50	0	255	255	0	0
BB0689303	CONCORD	CA		07/27/2022		0	0	692	0	0	0	692	0	3,531	3,531	0	0
BB4482394	FLORIN	CA		07/27/2022		0	0	378	0	0	0	378	0	1,856	1,856	0	0
BB4617574	JACKSON	MS		07/27/2022		0	0	99	0	0	0	99	0	435	435	0	0
BB4008633	LOS ANGELES	CA		07/27/2022		0	0	462	0	0	0	462	0	2,197	2,197	0	0
BB0715048	HEALDSBURG	CA		07/27/2022		0	0	498	0	0	0	498	0	2,739	2,739	0	0
BB0632631	SAN TAN VALLEY	AZ		07/27/2022		0	0	234	0	0	0	234	0	1,149	1,149	0	0
BB0729779	FAIRFIELD	CA		07/27/2022		0	0	486	0	0	0	486	0	2,652	2,652	0	0
BB4399100	ROCKFORD	IL		07/27/2022		0	0	517	0	0	0	517	0	2,606	2,606	0	0
BB4404609	TOMS RIVER	NJ		07/27/2022		0	0	549	0	0	0	549	0	2,714	2,714	0	0
BB0725389	ZION	IL		07/27/2022		0	0	87	0	0	0	87	0	479	479	0	0
BB4379676	JEFFERSON	GA		07/27/2022		0	0	194	0	0	0	194	0	1,140	1,140	0	0
BB4352946	HOPKINSVILLE	KY		07/27/2022		0	0	170	0	0	0	170	0	840	840	0	0
BB0484583	OLYMPIA	WA		07/27/2022		0	0	178	0	0	0	178	0	916	916	0	0
BB0172809	PALM HARBOR	FL		07/27/2022		0	0	506	0	0	0	506	0	2,364	2,364	0	0
BB4350476	SANTA ANA	CA		07/27/2022		0	0	400	0	0	0	400	0	1,952	1,952	0	0
BB0726572	RUTHERFORD	NJ		07/27/2022		0	0	2,925	0	0	0	2,925	0	14,479	14,479	0	0
BB0458153	BLOOMFIELD HILLS	MI		07/27/2022		0	0	417	0	0	0	417	0	2,122	2,122	0	0
BB3989167	LAS VEGAS	NV		07/27/2022		0	0	217	0	0	0	217	0	1,040	1,040	0	0
BB0715378	SIMI VALLEY	CA		07/27/2022		0	0	853	0	0	0	853	0	4,145	4,145	0	0
BB4568571	SEATTLE	WA		07/27/2022		0	0	756	0	0	0	756	0	3,658	3,658	0	0
BB0639913	GILROY	CA		07/27/2022		0	0	529	0	0	0	529	0	2,774	2,774	0	0
BB4233279	GIBSONTON	FL		07/27/2022		0	0	257	0	0	0	257	0	1,211	1,211	0	0
LN0022800	SAN JOSE	CA		01/10/2024		0	0	1,725	0	0	0	1,725	0	3,360,094	3,360,094	0	0
LN0022799	SAN JOSE	CA		01/10/2024		0	0	778	0	0	0	778	0	2,483,548	2,483,548	0	0
OV3336151	PRESOTT	AZ		07/27/2022		0	0	(40)	0	0	0	(40)	0	1,808	1,808	0	0
OV2818169	RIDGECREST	CA		07/27/2022		0	0	105	0	0	0	105	0	914	914	0	0
OV3340658	CARMICHAEL	CA		07/27/2022		0	0	(51)	0	0	0	(51)	0	1,152	1,152	0	0
OV2769983	SAN BERNARDINO	CA		07/27/2022		0	0	172	0	0	0	172	0	1,074	1,074	0	0
OV2754885	LONG BEACH	CA		07/27/2022		0	0	466	0	0	0	466	0	3,483	3,483	0	0
OV3332326	TOLLESON	AZ		07/27/2022		0	0	(35)	0	0	0	(35)	0	1,523	1,523	0	0
OV3339275	DENVER	CO		07/27/2022		0	0	(14)	0	0	0	(14)	0	2,035	2,035	0	0
OV2596340	PORT ST LUICE	FL		07/27/2022		0	0	58	0	0	0	58	0	550	550	0	0
OV3269402	BOZEMAN	MT		07/27/2022		0	0	62	0	0	0	62	0	1,234	1,234	0	0
OV2798536	LARGO	FL		07/27/2022		0	0	318	0	0	0	318	0	1,863	1,863	0	0
OV3282613	SIMI VALLEY	CA		07/27/2022		0	0	114	0	0	0	114	0	2,292	2,292	0	0
OV3326386	COLUMBIA	SC		07/27/2022		0	0	(2)	0	0	0	(2)	0	338	338	0	0
OV3340210	SANTA ROSA BEACH	FL		07/27/2022		0	0	(26)	0	0	0	(26)	0	1,756	1,756	0	0
OV3288266	PHOENIX	AZ		07/27/2022		0	0	57	0	0	0	57	0	1,730	1,730	0	0
OV3299091	HUTTO	TX		07/27/2022		0	0	48	0	0	0	48	0	1,188	1,188	0	0
OV3297780	RESEDA	CA		07/27/2022		0	0	48	0	0	0	48	0	1,138	1,138	0	0
OV2624586	TALLAHASSEE	FL		07/27/2022		0	0	83	0	0	0	83	0	735	735	0	0
OV2622889	FALL RIVER	MA		07/27/2022		0	0	118	0	0	0	118	0	924	924	0	0
OV2681364	MIAMI BEACH	FL		07/27/2022		0	0	117	0	0	0	117	0	597	597	0	0
OV3334858	DALLAS	TX		07/27/2022		0	0	3	0	0	0	3	0	867	867	0	0
OV3339976	KISSIMEE	FL		07/27/2022		0	0	(8)	0	0	0	(8)	0	1,215	1,215	0	0

E02.154

STATEMENT AS OF JUNE 30, 2024 OF THE Reliance Standard Life Insurance Company

SCHEDULE B - PART 3

Showing All Mortgage Loans DISPOSED, Transferred or Repaid During the Current Quarter

1 Loan Number	2 Location		4 Loan Type	5 Date Acquired	6 Disposal Date	7 Book Value/ Recorded Investment Excluding Accrued Interest Prior Year	8 Change in Book Value/Recorded Investment						14 Book Value/ Recorded Investment Excluding Accrued Interest on Disposal	15 Consid- eration	16 Foreign Exchange Gain (Loss) on Disposal	17 Realized Gain (Loss) on Disposal	18 Total Gain (Loss) on Disposal
	2 City	3 State					8 Unrealized Valuation Increase/ (Decrease)	9 Current Year's (Amortization) /Accretion	10 Current Year's Other- Than- Temporary Impairment Recognized	11 Capitalized Deferred Interest and Other	12 Total Change in Book Value (8+9-10+11)	13 Total Foreign Exchange Change in Book Value					
OV3334149	PHOENIX	AZ		07/27/2022		0	0	(29)	0	0	0	(29)	0	770	770	0	0
OV2621605	ANDERSON	IN		07/27/2022		0	0	45	0	0	0	45	0	365	365	0	0
OV3297822	HUTTO	TX		07/27/2022		0	0	62	0	0	0	62	0	1,533	1,533	0	0
OV2772602	LAKE WORTH	FL		07/27/2022		0	0	169	0	0	0	169	0	1,229	1,229	0	0
OV2535468	DENVER	CO		07/27/2022		0	0	26	0	0	0	26	0	1,305	1,305	0	0
OV2830920	LITSLIE	IL		07/27/2022		0	0	552	0	0	0	552	0	3,854	3,854	0	0
OV3343565	NORTH PORT	FL		07/27/2022		0	0	(13)	0	0	0	(13)	0	919	919	0	0
OV3290568	FORTVILLE	IN		07/27/2022		0	0	7	0	0	0	7	0	438	438	0	0
OV2784335	OAKLAND	CA		07/27/2022		0	0	164	0	0	0	164	0	1,714	1,714	0	0
OV3344218	GOODYEAR	AZ		07/27/2022		0	0	(20)	0	0	0	(20)	0	1,207	1,207	0	0
OV2784429	OAKLAND	CA		07/27/2022		0	0	309	0	0	0	309	0	2,416	2,416	0	0
OV3304051	DAYTON	OH		08/29/2022		0	0	76	0	0	0	76	0	1,319	1,319	0	0
OV3339332	MESA	AZ		08/29/2022		0	0	(24)	0	0	0	(24)	0	1,396	1,396	0	0
OV3308850	NEW RIVER	AZ		08/29/2022		0	0	56	0	0	0	56	0	1,506	1,506	0	0
OV3313751	HERMITAGE	TN		08/29/2022		0	0	16	0	0	0	16	0	585	585	0	0
OV3345799	SACRAMENTO	CA		08/29/2022		0	0	35	0	0	0	35	0	1,665	1,665	0	0
OV0024913	LEBANON	TN		08/29/2022		0	0	(1)	0	0	0	(1)	0	574	574	0	0
OV3250833	BROOKLYN	NY		08/29/2022		0	0	530	0	0	0	530	0	9,367	9,367	0	0
OV3354037	FRESNO	CA		08/29/2022		0	0	38	0	0	0	38	0	1,636	1,636	0	0
OV3333111	GATLINBURG	TN		08/29/2022		0	0	(8)	0	0	0	(8)	0	1,545	1,545	0	0
OV3353226	COLUMBIA	TN		08/29/2022		0	0	(10)	0	0	0	(10)	0	628	628	0	0
OV3335306	PORT SAINT LUCIE	FL		08/29/2022		0	0	7	0	0	0	7	0	1,128	1,128	0	0
OV3309287	SURPRISE	AZ		08/29/2022		0	0	53	0	0	0	53	0	1,312	1,312	0	0
OV3327776	DENVER	CO		08/29/2022		0	0	44	0	0	0	44	0	1,162	1,162	0	0
OV3346332	MELISSA	TX		08/29/2022		0	0	21	0	0	0	21	0	1,139	1,139	0	0
OV3358138	AMARILLO	TX		08/29/2022		0	0	(4)	0	0	0	(4)	0	381	381	0	0
OV3313346	LEBANON	TN		08/29/2022		0	0	15	0	0	0	15	0	544	544	0	0
OV3312003	RED OAK	TX		08/29/2022		0	0	54	0	0	0	54	0	985	985	0	0
OV3325601	SALEM	WI		08/29/2022		0	0	3	0	0	0	3	0	830	830	0	0
OV3357260	GLENPOOL	OK		08/29/2022		0	0	(19)	0	0	0	(19)	0	1,628	1,628	0	0
OV0024900	NEW BERN	NC		08/29/2022		0	0	15	0	0	0	15	0	560	560	0	0
OV3298825	PRESCOTT	AZ		08/29/2022		0	0	99	0	0	0	99	0	2,470	2,470	0	0
OV3309879	RED OAK	TX		08/29/2022		0	0	54	0	0	0	54	0	985	985	0	0
OV3347682	TAMPA	FL		08/29/2022		0	0	26	0	0	0	26	0	1,345	1,345	0	0
OV3360858	ARLINGTON	WA		08/29/2022		0	0	(13)	0	0	0	(13)	0	588	588	0	0
OV3274930	MAMARONECK	NY		08/29/2022		0	0	139	0	0	0	139	0	2,884	2,884	0	0
OV3355025	LANCASTER	CA		08/29/2022		0	0	147	0	0	0	147	0	4,250	4,250	0	0
OV3347094	CHICAGO	IL		08/29/2022		0	0	(3)	0	0	0	(3)	0	870	870	0	0
OV3328940	FORT WORTH	TX		08/29/2022		0	0	(3)	0	0	0	(3)	0	1,913	1,913	0	0
OV3308843	GRAND PRAIRIE	TX		08/29/2022		0	0	31	0	0	0	31	0	558	558	0	0
OV3356365	NORTH RICHLAND HILLS	TX		08/29/2022		0	0	6	0	0	0	6	0	601	601	0	0
OV3347073	FORT MYERS	FL		08/29/2022		0	0	23	0	0	0	23	0	1,212	1,212	0	0
OV3312230	SALT LAKE CITY	UT		08/29/2022		0	0	63	0	0	0	63	0	1,387	1,387	0	0
OV3366880	SAINT PETERSBURG	FL		09/28/2022		0	0	(14)	0	0	0	(14)	0	1,150	1,150	0	0
OV3357274	CRYSTAL BEACH	TX		09/28/2022		0	0	(2)	0	0	0	(2)	0	1,956	1,956	0	0
OV3361378	HOUSTON	TX		09/28/2022		0	0	2	0	0	0	2	0	833	833	0	0
OV3373090	N TOPSAIL BEACH	NC		09/28/2022		0	0	8	0	0	0	8	0	2,376	2,376	0	0
OV3371665	SEVIERVILLE	TN		09/28/2022		0	0	(17)	0	0	0	(17)	0	874	874	0	0
OV3369497	TAMPA	FL		09/28/2022		0	0	(12)	0	0	0	(12)	0	670	670	0	0
OV3366324	BENTONVILLE	AR		09/28/2022		0	0	16	0	0	0	16	0	1,120	1,120	0	0
OV3367770	LEWISVILLE	TX		09/28/2022		0	0	2	0	0	0	2	0	1,769	1,769	0	0

STATEMENT AS OF JUNE 30, 2024 OF THE Reliance Standard Life Insurance Company

SCHEDULE B - PART 3

Showing All Mortgage Loans DISPOSED, Transferred or Repaid During the Current Quarter

1 Loan Number	2 Location		4 Loan Type	5 Date Acquired	6 Disposal Date	7 Book Value/ Recorded Investment Excluding Accrued Interest Prior Year	8 Change in Book Value/Recorded Investment					14 Book Value/ Recorded Investment Excluding Accrued Interest on Disposal	15 Consid- eration	16 Foreign Exchange Gain (Loss) on Disposal	17 Realized Gain (Loss) on Disposal	18 Total Gain (Loss) on Disposal	
	2 City	3 State					8 Unrealized Valuation Increase/ (Decrease)	9 Current Year's (Amortization) /Accretion	10 Current Year's Other- Than- Temporary Impairment Recognized	11 Capitalized Deferred Interest and Other	12 Total Change in Book Value (8+9-10+11)						13 Total Foreign Exchange Change in Book Value
OV3368980	DURHAM	NC		09/28/2022		0	0	(11)	0	0	(11)	0	631	631	0	0	0
OV3360881	BEAVERTON	OR		09/28/2022		0	0	44	0	0	44	0	1,963	1,963	0	0	0
BB3060735	HAYWARD	CA		10/20/2022		0	0	0	0	0	0	0	1	1	0	0	0
OV3098118	DALLAS	TX		10/28/2022		0	0	195	0	0	195	0	2,245	2,245	0	0	0
OV3358279	SAINT JOHNS	FL		10/28/2022		0	0	76	0	0	76	0	792	792	0	0	0
OV3333088	IRVING	TX		10/28/2022		0	0	30	0	0	30	0	332	332	0	0	0
OV3333089	HORN LAKE	MS		10/28/2022		0	0	61	0	0	61	0	678	678	0	0	0
OV3097491	NAPERVILLE	IL		10/28/2022		0	0	92	0	0	92	0	1,050	1,050	0	0	0
OV3097498	ATLANTA	GA		10/28/2022		0	0	97	0	0	97	0	810	810	0	0	0
OV3097492	NAPERVILLE	IL		10/28/2022		0	0	96	0	0	96	0	1,016	1,016	0	0	0
OV3097015	NAPERVILLE	IL		10/28/2022		0	0	134	0	0	134	0	1,177	1,177	0	0	0
OV3097493	NAPERVILLE	IL		10/28/2022		0	0	140	0	0	140	0	1,228	1,228	0	0	0
OV3342978	WILMINGTON	NC		10/28/2022		0	0	92	0	0	92	0	1,035	1,035	0	0	0
OV3306855	PALMER	TX		10/28/2022		0	0	64	0	0	64	0	556	556	0	0	0
OV3304046	WAXAHACHIE	TX		10/28/2022		0	0	49	0	0	49	0	420	420	0	0	0
OV3375601	ORLANDO	FL		10/28/2022		0	0	107	0	0	107	0	1,408	1,408	0	0	0
OV3297673	PHOENIX	AZ		10/28/2022		0	0	247	0	0	247	0	1,917	1,917	0	0	0
OV0024829	LEBANON	TN		10/28/2022		0	0	59	0	0	59	0	638	638	0	0	0
OV3297779	WINNETKA	CA		10/28/2022		0	0	195	0	0	195	0	1,433	1,433	0	0	0
OV3302860	MONROE	NC		10/28/2022		0	0	178	0	0	178	0	1,280	1,280	0	0	0
BB1023346	SAN TAN VALLEY	AZ		11/17/2022		0	0	475	0	0	475	0	2,099	2,099	0	0	0
BB3000052	SOUTH EUCLID	OH		11/17/2022		0	0	192	0	0	192	0	651	651	0	0	0
OV3385726	COPPELL	TX		11/30/2022		0	0	37	0	0	37	0	767	767	0	0	0
OV3394986	MURRELLS INLET	SC		11/30/2022		0	0	49	0	0	49	0	27,021	27,021	0	0	0
OV3394722	SAN ANTONIO	TX		11/30/2022		0	0	(6)	0	0	(6)	0	1,504	1,504	0	0	0
OV3388087	PORTLAND	OR		11/30/2022		0	0	(11)	0	0	(11)	0	643	643	0	0	0
OV3387031	NASHVILLE	TN		11/30/2022		0	0	16	0	0	16	0	1,270	1,270	0	0	0
OV3294787	NAPLES	FL		11/30/2022		0	0	315	0	0	315	0	1,723	1,723	0	0	0
OV3391334	SOUTH JORDAN	UT		11/30/2022		0	0	115	0	0	115	0	2,259	2,259	0	0	0
OV3294646	PENSACOLA	FL		11/30/2022		0	0	146	0	0	146	0	1,330	1,330	0	0	0
OV3394791	LIBERTY	MO		11/30/2022		0	0	2	0	0	2	0	637	637	0	0	0
OV3301489	REHOBOTH BEACH	DE		11/30/2022		0	0	746	0	0	746	0	4,137	4,137	0	0	0
OV3326988	LAKEVILLE	PA		11/30/2022		0	0	567	0	0	567	0	3,256	3,256	0	0	0
OV3388085	MURFREESBORO	TN		11/30/2022		0	0	0	0	0	0	0	461	461	0	0	0
BB8742490	HIRAM	GA		12/08/2022		0	0	229	0	0	229	0	1,053	1,053	0	0	0
BB2477426	ABILENE	TX		12/08/2022		0	0	699	0	0	699	0	2,604	2,604	0	0	0
BB8726857	DICK	NC		12/08/2022		0	0	1,518	0	0	1,518	0	6,595	6,595	0	0	0
BB4787457	CARTERSVILLE	GA		12/08/2022		0	0	156	0	0	156	0	646	646	0	0	0
BB0195391	LONGMONT	CO		12/08/2022		0	0	689	0	0	689	0	2,456	2,456	0	0	0
BB8804274	ALTONA	CO		12/08/2022		0	0	534	0	0	534	0	3,837	3,837	0	0	0
BB0290413	CANYON LAKE	TX		12/12/2022		0	0	182	0	0	182	0	771	771	0	0	0
BB4661431	HENDERSON	NV		12/08/2022		0	0	171	0	0	171	0	668	668	0	0	0
BB4457052	NASHVILLE	TN		12/08/2022		0	0	409	0	0	409	0	1,596	1,596	0	0	0
BB4687543	WINCHESTER	VA		12/08/2022		0	0	619	0	0	619	0	2,120	2,120	0	0	0
BB0382373	LAKE CHARLES	LA		12/12/2022		0	0	256	0	0	256	0	1,093	1,093	0	0	0
BB6043879	JACKSONVILLE	FL		12/08/2022		0	0	833	0	0	833	0	2,540	2,540	0	0	0
BB3093042	MAGNOLIA	TX		12/08/2022		0	0	2,410	0	0	2,410	0	7,526	7,526	0	0	0
BB7661750	BRADENTON	FL		12/08/2022		0	0	1,919	0	0	1,919	0	6,240	6,240	0	0	0
BB6078859	JACKSONVILLE	FL		12/08/2022		0	0	167	0	0	167	0	594	594	0	0	0
BB7356028	NEW BRAUNFELS	TX		12/08/2022		0	0	867	0	0	867	0	3,284	3,284	0	0	0
BB8193656	WINDER	GA		12/12/2022		0	0	305	0	0	305	0	1,647	1,647	0	0	0

E02.156

STATEMENT AS OF JUNE 30, 2024 OF THE Reliance Standard Life Insurance Company

SCHEDULE B - PART 3

Showing All Mortgage Loans DISPOSED, Transferred or Repaid During the Current Quarter

1 Loan Number	2 Location		4 Loan Type	5 Date Acquired	6 Disposal Date	7 Book Value/ Recorded Investment Excluding Accrued Interest Prior Year	8 Change in Book Value/Recorded Investment					14 Book Value/ Recorded Investment Excluding Accrued Interest on Disposal	15 Consid- eration	16 Foreign Exchange Gain (Loss) on Disposal	17 Realized Gain (Loss) on Disposal	18 Total Gain (Loss) on Disposal	
	2 City	3 State					8 Unrealized Valuation Increase/ (Decrease)	9 Current Year's (Amortization) /Accretion	10 Current Year's Other- Than- Temporary Impairment Recognized	11 Capitalized Deferred Interest and Other	12 Total Change in Book Value (8+9-10+11)						13 Total Foreign Exchange Change in Book Value
OV3302719	RIVERVIEW	FL		12/29/2022		0	0	307	0	0	0	307	0	1,771	1,771	0	0
OV3303308	CAPE CORAL	FL		12/29/2022		0	0	185	0	0	0	185	0	1,678	1,678	0	0
OV3291532	PHILADELPHIA	PA		12/29/2022		0	0	212	0	0	0	212	0	1,270	1,270	0	0
OV3314667	GALVESTON	TX		12/29/2022		0	0	47	0	0	0	47	0	1,765	1,765	0	0
OV3318307	MURPHY	NC		12/29/2022		0	0	117	0	0	0	117	0	1,157	1,157	0	0
OV3300818	MEMPHIS	TN		12/29/2022		0	0	46	0	0	0	46	0	836	836	0	0
OV3314662	DAVENPORT	FL		12/29/2022		0	0	41	0	0	0	41	0	1,167	1,167	0	0
OV3315950	SHELTON	IA		12/29/2022		0	0	101	0	0	0	101	0	1,168	1,168	0	0
OV3314544	CRYSTAL BEACH	TX		12/29/2022		0	0	134	0	0	0	134	0	1,878	1,878	0	0
OV3315928	CAPE CORAL	FL		12/29/2022		0	0	50	0	0	0	50	0	1,193	1,193	0	0
OV3315904	PETERSBURG	TN		12/29/2022		0	0	36	0	0	0	36	0	832	832	0	0
OV3316012	NAPLES	FL		12/29/2022		0	0	38	0	0	0	38	0	920	920	0	0
OV3316553	MARATHON	FL		12/29/2022		0	0	159	0	0	0	159	0	1,946	1,946	0	0
OV3316079	FORT MOHAVE	AZ		12/29/2022		0	0	68	0	0	0	68	0	1,148	1,148	0	0
OV3316552	ORLANDO	FL		12/29/2022		0	0	70	0	0	0	70	0	1,403	1,403	0	0
OV3320316	HIGHLAND LAKES	NJ		12/29/2022		0	0	221	0	0	0	221	0	3,432	3,432	0	0
OV3314573	ELLI L JAY	GA		12/29/2022		0	0	102	0	0	0	102	0	1,875	1,875	0	0
OV3314496	COROLLA	NC		12/29/2022		0	0	163	0	0	0	163	0	2,157	2,157	0	0
OV3318133	COVINGTON	GA		12/29/2022		0	0	5,112	0	0	0	5,112	0	110,492	110,492	0	0
OV3314677	LAKE HARMONY	PA		12/29/2022		0	0	68	0	0	0	68	0	1,785	1,785	0	0
OV3318419	CAPE CORAL	FL		12/29/2022		0	0	40	0	0	0	40	0	869	869	0	0
OV3317009	SEVIERVILLE	TN		12/29/2022		0	0	166	0	0	0	166	0	1,748	1,748	0	0
OV3316913	BANNER ELK	NC		12/29/2022		0	0	479	0	0	0	479	0	11,472	11,472	0	0
OV3314658	CLEMMONT	FL		12/29/2022		0	0	65	0	0	0	65	0	1,120	1,120	0	0
OV3317545	OAK ISLAND	NC		12/29/2022		0	0	100	0	0	0	100	0	2,204	2,204	0	0
OV3318119	SAINT AUGUSTINE	FL		12/29/2022		0	0	51	0	0	0	51	0	1,096	1,096	0	0
OV3298981	CHATTANOOGA	TN		12/29/2022		0	0	90	0	0	0	90	0	1,324	1,324	0	0
OV3306870	BENBROOK	TX		12/29/2022		0	0	222	0	0	0	222	0	1,555	1,555	0	0
OV3314626	LAS VEGAS	NV		12/29/2022		0	0	20	0	0	0	20	0	602	602	0	0
OV3297746	DELAND	FL		12/29/2022		0	0	104	0	0	0	104	0	1,532	1,532	0	0
OV3326320	SAINT AUGUSTINE	FL		12/29/2022		0	0	113	0	0	0	113	0	1,349	1,349	0	0
OV3296813	AUSTIN	TX		12/29/2022		0	0	207	0	0	0	207	0	1,370	1,370	0	0
OV3314507	LUTZ	FL		12/29/2022		0	0	66	0	0	0	66	0	1,243	1,243	0	0
OV3298912	MONROE	UT		12/29/2022		0	0	132	0	0	0	132	0	1,284	1,284	0	0
OV3318293	PINE	AZ		12/29/2022		0	0	62	0	0	0	62	0	1,217	1,217	0	0
OV3318393	SEMINOLE	FL		12/29/2022		0	0	119	0	0	0	119	0	1,670	1,670	0	0
OV3300252	APOPKA	FL		12/29/2022		0	0	134	0	0	0	134	0	1,475	1,475	0	0
BB1071540	SOUTH GATE	CA		01/20/2023		0	0	125	0	0	0	125	0	860	860	0	0
BB1071550	RIVERSIDE	CA		01/20/2023		0	0	351	0	0	0	351	0	2,247	2,247	0	0
BB1071530	LONGWOOD	FL		01/20/2023		0	0	134	0	0	0	134	0	1,020	1,020	0	0
BB1071560	PALM COAST	FL		01/20/2023		0	0	182	0	0	0	182	0	1,564	1,564	0	0
OV3306232	CHAMPIONS GATE	FL		01/30/2023		0	0	142	0	0	0	142	0	1,726	1,726	0	0
OV3304075	MC QUEENEY	TX		01/30/2023		0	0	97	0	0	0	97	0	1,558	1,558	0	0
OV3306865	LAS VEGAS	NV		01/30/2023		0	0	66	0	0	0	66	0	1,144	1,144	0	0
OV3313133	TAMPA	FL		01/30/2023		0	0	51	0	0	0	51	0	1,382	1,382	0	0
OV3306869	NAPLES	FL		01/30/2023		0	0	297	0	0	0	297	0	2,134	2,134	0	0
OV3311315	LAS VEGAS	NV		01/30/2023		0	0	110	0	0	0	110	0	1,793	1,793	0	0
OV3306245	OCEAN CITY	MD		01/30/2023		0	0	41	916	0	0	41	916	916	916	0	0
OV3300232	GALVESTON	TX		01/30/2023		0	0	94	0	0	0	94	0	1,340	1,340	0	0
OV3305638	SAN ANTONIO	TX		01/30/2023		0	0	141	0	0	0	141	0	1,745	1,745	0	0
OV3399351	PELLUGERVILLE	TX		02/28/2023		0	0	84	0	0	0	84	0	826	826	0	0

E02.157

STATEMENT AS OF JUNE 30, 2024 OF THE Reliance Standard Life Insurance Company

SCHEDULE B - PART 3

Showing All Mortgage Loans DISPOSED, Transferred or Repaid During the Current Quarter

1 Loan Number	2 Location		4 Loan Type	5 Date Acquired	6 Disposal Date	7 Book Value/ Recorded Investment Excluding Accrued Interest Prior Year	8 Change in Book Value/Recorded Investment					14 Book Value/ Recorded Investment Excluding Accrued Interest on Disposal	15 Consid- eration	16 Foreign Exchange Gain (Loss) on Disposal	17 Realized Gain (Loss) on Disposal	18 Total Gain (Loss) on Disposal	
	2 City	3 State					8 Unrealized Valuation Increase/ (Decrease)	9 Current Year's (Amortization) /Accretion	10 Current Year's Other- Than- Temporary Impairment Recognized	11 Capitalized Deferred Interest and Other	12 Total Change in Book Value (8+9-10+11)						13 Total Foreign Exchange Change in Book Value
OV3404618	LAKEWOOD	CO		02/28/2023		0	0	(5)	0	0	(5)	0	2,703	2,703	0	0	0
OV3324301	ROUND ROCK	TX		02/28/2023		0	0	286	0	0	286	0	2,004	2,004	0	0	0
OV3421621	BROKEN ARROW	OK		02/28/2023		0	0	(16)	0	0	(16)	0	478	478	0	0	0
OV3312823	NORTH MIAMI BEACH	FL		02/28/2023		0	0	250	0	0	250	0	2,324	2,324	0	0	0
OV3312182	PHOENIX	AZ		02/28/2023		0	0	175	0	0	175	0	1,997	1,997	0	0	0
OV3313717	SEVIERVILLE	TN		02/28/2023		0	0	203	0	0	203	0	2,182	2,182	0	0	0
OV3419006	FONTANA	CA		02/28/2023		0	0	6	0	0	6	0	1,029	1,029	0	0	0
221284367	CHELSEA	MA		03/01/2023		0	0	(43)	0	0	(43)	0	1,344	1,344	0	0	0
230185605	LA JOLLA	CA		03/01/2023		0	0	(298)	0	0	(298)	0	9,193	9,193	0	0	0
230185563	LAUDERDALE LAKES	FL		03/01/2023		0	0	(8)	0	0	(8)	0	244	244	0	0	0
230185985	IRVING	TX		03/10/2023		0	0	(21)	0	0	(21)	0	659	659	0	0	0
230289696	MIAMI	FL		03/02/2023		0	0	(15)	0	0	(15)	0	470	470	0	0	0
230188047	PORT SAINT LUCIE	FL		03/10/2023		0	0	(28)	0	0	(28)	0	739	739	0	0	0
230187981	MIAMI	FL		03/10/2023		0	0	(26)	0	0	(26)	0	791	791	0	0	0
230188534	DECATUR	GA		03/01/2023		0	0	(30)	0	0	(30)	0	944	944	0	0	0
230187189	THE VILLAGES	FL		03/02/2023		0	0	(22)	0	0	(22)	0	684	684	0	0	0
230186488	MIAMI	FL		03/01/2023		0	0	(2)	0	0	(2)	0	59	59	0	0	0
230290769	MYRTLE BEACH	SC		03/10/2023		0	0	(53)	0	0	(53)	0	1,655	1,655	0	0	0
230290546	POST FALLS	ID		03/10/2023		0	0	(64)	0	0	(64)	0	1,678	1,678	0	0	0
230185472	FORT LAUDERDALE	FL		03/01/2023		0	0	(71)	0	0	(71)	0	2,210	2,210	0	0	0
230188450	WINDSOR	CT		03/10/2023		0	0	(9)	0	0	(9)	0	276	276	0	0	0
230291072	SANFORD	FL		03/10/2023		0	0	(49)	0	0	(49)	0	1,337	1,337	0	0	0
221282692	MARION	NC		03/10/2023		0	0	(9)	0	0	(9)	0	282	282	0	0	0
230188153	LARGO	FL		03/01/2023		0	0	(34)	0	0	(34)	0	1,051	1,051	0	0	0
230187650	AVENTURA	FL		03/02/2023		0	0	(26)	0	0	(26)	0	815	815	0	0	0
230186926	SAINT AUGUSTINE	FL		03/10/2023		0	0	(44)	0	0	(44)	0	1,375	1,375	0	0	0
230188112	PARKER	CO		03/10/2023		0	0	(14)	0	0	(14)	0	425	425	0	0	0
221181266	NEWARK	NJ		03/01/2023		0	0	(12)	0	0	(12)	0	386	386	0	0	0
230186355	OAK ISLAND	NC		03/01/2023		0	0	(27)	0	0	(27)	0	827	827	0	0	0
230187999	MADISON	WI		03/10/2023		0	0	(23)	0	0	(23)	0	727	727	0	0	0
221283922	BASTROP	TX		03/10/2023		0	0	(10)	0	0	(10)	0	295	295	0	0	0
230188575	CARPENTERSVILLE	IL		03/10/2023		0	0	(24)	0	0	(24)	0	639	639	0	0	0
230187841	SALEM	OR		03/10/2023		0	0	(48)	0	0	(48)	0	1,492	1,492	0	0	0
230290231	BOCA RATON	FL		03/17/2023		0	0	(22)	0	0	(22)	0	765	765	0	0	0
230292765	MESA	AZ		03/17/2023		0	0	(62)	0	0	(62)	0	2,111	2,111	0	0	0
230291783	RANCHO SANTA MARGARITA	CA		03/17/2023		0	0	(60)	0	0	(60)	0	2,075	2,075	0	0	0
230293839	INDIAN SHORES	FL		03/17/2023		0	0	(43)	0	0	(43)	0	1,449	1,449	0	0	0
230289845	SCOTTSDALE	AZ		03/17/2023		0	0	(76)	0	0	(76)	0	2,582	2,582	0	0	0
230289514	KISSIMMEE	FL		03/17/2023		0	0	(10)	0	0	(10)	0	325	325	0	0	0
230291841	SAN JOSE	CA		03/17/2023		0	0	(74)	0	0	(74)	0	2,553	2,553	0	0	0
230293607	MIAMI	FL		03/17/2023		0	0	(60)	0	0	(60)	0	2,076	2,076	0	0	0
230188765	CLEARWATER	FL		03/17/2023		0	0	(43)	0	0	(43)	0	1,490	1,490	0	0	0
230290173	FRANKLIN	KY		03/17/2023		0	0	(7)	0	0	(7)	0	229	229	0	0	0
230189128	FORT WORTH	TX		03/17/2023		0	0	(14)	0	0	(14)	0	471	471	0	0	0
230188567	HYATTSVILLE	MD		03/17/2023		0	0	(7)	0	0	(7)	0	250	250	0	0	0
BB1077320	FRISCO	NC		03/22/2023		0	0	462	0	0	462	0	2,886	2,886	0	0	0
BB1077990	SEVERN	MD		03/13/2023		0	0	1,504	0	0	1,504	0	3,633	3,633	0	0	0
BB1076830	DILLSBORO	IN		03/15/2023		0	0	292	0	0	292	0	1,212	1,212	0	0	0
BB1076940	DAUPHIN ISLAND	AL		03/13/2023		0	0	835	0	0	835	0	2,868	2,868	0	0	0
BB1076840	LINCOLNTON	NC		03/15/2023		0	0	125	0	0	125	0	557	557	0	0	0
BB1077390	ATLANTA	GA		03/22/2023		0	0	845	0	0	845	0	6,804	6,804	0	0	0

E02.158

STATEMENT AS OF JUNE 30, 2024 OF THE Reliance Standard Life Insurance Company

SCHEDULE B - PART 3

Showing All Mortgage Loans DISPOSED, Transferred or Repaid During the Current Quarter

1 Loan Number	2 Location		4 Loan Type	5 Date Acquired	6 Disposal Date	7 Book Value/ Recorded Investment Excluding Accrued Interest Prior Year	8 Change in Book Value/Recorded Investment					14 Book Value/ Recorded Investment Excluding Accrued Interest on Disposal	15 Consid- eration	16 Foreign Exchange Gain (Loss) on Disposal	17 Realized Gain (Loss) on Disposal	18 Total Gain (Loss) on Disposal	
	2 City	3 State					8 Unrealized Valuation Increase/ (Decrease)	9 Current Year's (Amortization) /Accretion	10 Current Year's Other- Than- Temporary Impairment Recognized	11 Capitalized Deferred Interest and Other	12 Total Change in Book Value (8+9-10+11)						13 Total Foreign Exchange Change in Book Value
BB1077330	CHARLOTTE	NC		03/22/2023		0	0	1,481	0	0	0	1,481	0	8,406	8,406	0	0
BB1077290	KING GEORGE	VA		03/22/2023		0	0	.81	0	0	0	.81	0	590	590	0	0
BB1077340	LOS ANGELES	CA		03/22/2023		0	0	450	0	0	0	450	0	2,999	2,999	0	0
BB1077400	ASHEVILLE	NC		03/22/2023		0	0	160	0	0	0	160	0	1,057	1,057	0	0
BB1077350	PALMETTO BAY	FL		03/22/2023		0	0	549	0	0	0	549	0	3,393	3,393	0	0
BB1076910	TOLEDO	OH		03/13/2023		0	0	.27	0	0	0	.27	0	253	253	0	0
BB1076810	SOUTH BEND	IN		03/15/2023		0	0	.51	0	0	0	.51	0	387	387	0	0
BB1077300	GLENDALE	CA		03/22/2023		0	0	399	0	0	0	399	0	2,610	2,610	0	0
BB1077360	INDIO	CA		03/22/2023		0	0	133	0	0	0	133	0	2,407	2,407	0	0
BB1077370	PLUMAS LAKE	CA		03/22/2023		0	0	164	0	0	0	164	0	1,336	1,336	0	0
BB1076950	PORT SALERNO	FL		03/15/2023		0	0	180	0	0	0	180	0	871	871	0	0
BB1077380	ODENVILLE	AL		03/22/2023		0	0	108	0	0	0	108	0	698	698	0	0
BB1077310	LAS VEGAS	NV		03/22/2023		0	0	224	0	0	0	224	0	1,487	1,487	0	0
BB1076960	NEW YORK	NY		03/13/2023		0	0	702	0	0	0	702	0	2,407	2,407	0	0
230290017	MYRTLE BEACH	SC		03/24/2023		0	0	(8)	0	0	0	(8)	0	222	222	0	0
230186983	DETROIT	MI		03/24/2023		0	0	(9)	0	0	0	(9)	0	278	278	0	0
230188302	LINCOLN CITY	OR		03/24/2023		0	0	(62)	0	0	0	(62)	0	1,831	1,831	0	0
220867709	WOODSTOCK	GA		03/24/2023		0	0	(34)	0	0	0	(34)	0	1,067	1,067	0	0
230292005	PORT SAINT LUCIE	FL		03/24/2023		0	0	(55)	0	0	0	(55)	0	1,638	1,638	0	0
221282916	ATLANTA	GA		03/24/2023		0	0	(11)	0	0	0	(11)	0	344	344	0	0
230292187	ROOSEVELT	NY		03/24/2023		0	0	(22)	0	0	0	(22)	0	632	632	0	0
230290751	BALTIMORE	MD		03/24/2023		0	0	(13)	0	0	0	(13)	0	392	392	0	0
230291965	MIAMI	FL		03/24/2023		0	0	(48)	0	0	0	(48)	0	1,401	1,401	0	0
230292732	EAST ORANGE	NJ		03/24/2023		0	0	(22)	0	0	0	(22)	0	664	664	0	0
230187890	ATLANTA	GA		03/24/2023		0	0	(14)	0	0	0	(14)	0	408	408	0	0
221283070	ROCHESTER	NY		03/24/2023		0	0	(14)	0	0	0	(14)	0	431	431	0	0
230188245	WINNECONNE	WI		03/24/2023		0	0	(11)	0	0	0	(11)	0	332	332	0	0
230291809	FAYETTEVILLE	GA		03/24/2023		0	0	(19)	0	0	0	(19)	0	550	550	0	0
221077498	WARNER ROBINS	GA		03/24/2023		0	0	(7)	0	0	0	(7)	0	202	202	0	0
230188187	SHELBYVILLE	IN		03/24/2023		0	0	(8)	0	0	0	(8)	0	262	262	0	0
230290553	DUNWOODY	GA		03/24/2023		0	0	(25)	0	0	0	(25)	0	742	742	0	0
230290777	RICHMOND	VA		03/24/2023		0	0	(9)	0	0	0	(9)	0	278	278	0	0
230185712	GARY	IN		03/24/2023		0	0	(6)	0	0	0	(6)	0	178	178	0	0
230186215	DAVENPORT	FL		03/24/2023		0	0	(85)	0	0	0	(85)	0	2,646	2,646	0	0
230291338	DECATUR	GA		03/24/2023		0	0	(47)	0	0	0	(47)	0	1,395	1,395	0	0
230185449	EAST STROUDSBURG	PA		03/24/2023		0	0	(12)	0	0	0	(12)	0	350	350	0	0
230189326	EAST ORANGE	NJ		03/24/2023		0	0	(17)	0	0	0	(17)	0	495	495	0	0
230188609	OSHKOSH	WI		03/24/2023		0	0	(8)	0	0	0	(8)	0	248	248	0	0
230188104	SLIDELL	LA		03/24/2023		0	0	(13)	0	0	0	(13)	0	395	395	0	0
230189318	KANNAPOLIS	NC		03/24/2023		0	0	(9)	0	0	0	(9)	0	268	268	0	0
230189276	KISSIMEE	FL		03/24/2023		0	0	(42)	0	0	0	(42)	0	1,255	1,255	0	0
230289993	BIRMINGHAM	AL		03/24/2023		0	0	(32)	0	0	0	(32)	0	944	944	0	0
230292161	JACKSONVILLE	NC		03/31/2023		0	0	(5)	0	0	0	(5)	0	201	201	0	0
230186108	MIAMI	FL		03/31/2023		0	0	(9)	0	0	0	(9)	0	309	309	0	0
230291882	FALL RIVER	MA		03/31/2023		0	0	(19)	0	0	0	(19)	0	811	811	0	0
230292666	MORGANTON	GA		03/31/2023		0	0	(7)	0	0	0	(7)	0	299	299	0	0
230292880	ELBERT	CO		03/31/2023		0	0	(18)	0	0	0	(18)	0	800	800	0	0
230293227	BALTIMORE	MD		03/31/2023		0	0	(25)	0	0	0	(25)	0	989	989	0	0
230293003	HOPE MILLS	NC		03/31/2023		0	0	(11)	0	0	0	(11)	0	394	394	0	0
230189300	LA PALMA	CA		03/31/2023		0	0	(28)	0	0	0	(28)	0	997	997	0	0
230290033	LAKESIDE	AZ		03/31/2023		0	0	(2)	0	0	0	(2)	0	99	99	0	0

E02.159

STATEMENT AS OF JUNE 30, 2024 OF THE Reliance Standard Life Insurance Company

SCHEDULE B - PART 3

Showing All Mortgage Loans DISPOSED, Transferred or Repaid During the Current Quarter

1 Loan Number	2 Location		4 Loan Type	5 Date Acquired	6 Disposal Date	7 Book Value/ Recorded Investment Excluding Accrued Interest Prior Year	8 Change in Book Value/Recorded Investment						14 Book Value/ Recorded Investment Excluding Accrued Interest on Disposal	15 Consid- eration	16 Foreign Exchange Gain (Loss) on Disposal	17 Realized Gain (Loss) on Disposal	18 Total Gain (Loss) on Disposal
	2 City	3 State					8 Unrealized Valuation Increase/ (Decrease)	9 Current Year's (Amortization) /Accretion	10 Current Year's Other- Than- Temporary Impairment Recognized	11 Capitalized Deferred Interest and Other	12 Total Change in Book Value (8+9-10+11)	13 Total Foreign Exchange Change in Book Value					
230291734	ORLANDO	FL		03/31/2023		0	0	(25)	0	0	0	(25)	0	1,085	1,085	0	0
230395261	FOREST CITY	NC		03/31/2023		0	0	(10)	0	0	0	(10)	0	348	348	0	0
230292955	BURLESON	TX		03/31/2023		0	0	(15)	0	0	0	(15)	0	638	638	0	0
230292690	ST. PETE BEACH	FL		03/31/2023		0	0	(12)	0	0	0	(12)	0	445	445	0	0
230291486	DECATUR	GA		03/31/2023		0	0	(17)	0	0	0	(17)	0	692	692	0	0
230188195	OMAHA	NE		03/31/2023		0	0	(7)	0	0	0	(7)	0	261	261	0	0
230394470	JACKSONVILLE	FL		03/31/2023		0	0	(25)	0	0	0	(25)	0	947	947	0	0
230291767	SUNNY ISLES BEACH	FL		03/31/2023		0	0	(43)	0	0	0	(43)	0	1,691	1,691	0	0
230185878	DALLAS	TX		03/31/2023		0	0	(5)	0	0	0	(5)	0	193	193	0	0
230292781	KILLEEN	TX		03/31/2023		0	0	(6)	0	0	0	(6)	0	227	227	0	0
230292138	FRESNO	CA		03/31/2023		0	0	(11)	0	0	0	(11)	0	467	467	0	0
230290645	NORCROSS	GA		03/31/2023		0	0	(10)	0	0	0	(10)	0	350	350	0	0
230291858	LUXEMBURG	WI		03/31/2023		0	0	(21)	0	0	0	(21)	0	760	760	0	0
230292625	KILL DEVIL HILLS	NC		03/31/2023		0	0	(107)	0	0	0	(107)	0	4,626	4,626	0	0
230290165	COVINGTON	GA		03/31/2023		0	0	(9)	0	0	0	(9)	0	346	346	0	0
230292146	JACKSONVILLE	NC		03/31/2023		0	0	(6)	0	0	0	(6)	0	247	247	0	0
230394587	HIGHLAND	IN		03/31/2023		0	0	(9)	0	0	0	(9)	0	388	388	0	0
230290215	MYRTLE BEACH	SC		03/31/2023		0	0	(16)	0	0	0	(16)	0	614	614	0	0
230189334	RIVERDALE	GA		03/31/2023		0	0	(3)	0	0	0	(3)	0	104	104	0	0
BB1078720	NORTH MERRITT ISLAND	FL		03/31/2023		0	0	755	0	0	0	755	0	2,275	2,275	0	0
BB1078660	COLORADO SPRINGS	CO		03/31/2023		0	0	399	0	0	0	399	0	1,677	1,677	0	0
BB1078580	WHEAT RIDGE	CO		03/31/2023		0	0	875	0	0	0	875	0	3,966	3,966	0	0
BB1078690	ASHEVILLE	NC		03/31/2023		0	0	1,723	0	0	0	1,723	0	7,744	7,744	0	0
BB1078700	SAN JOSE	CA		03/31/2023		0	0	1,024	0	0	0	1,024	0	3,026	3,026	0	0
BB1078610	PLANO	TX		03/31/2023		0	0	819	0	0	0	819	0	4,060	4,060	0	0
BB1078670	CARLSBAD	CA		03/31/2023		0	0	705	0	0	0	705	0	2,114	2,114	0	0
OV3322037	MESA	AZ		03/30/2023		0	0	101	0	0	0	101	0	1,429	1,429	0	0
OV3313160	LAKE HAVASU CITY	AZ		03/30/2023		0	0	88	0	0	0	88	0	2,112	2,112	0	0
OV3325289	NORTH LAS VEGAS	NV		03/30/2023		0	0	41	0	0	0	41	0	1,194	1,194	0	0
OV3309926	SAN ANTONIO	TX		03/30/2023		0	0	66	0	0	0	66	0	1,100	1,100	0	0
OV3335370	MYRTLE BEACH	SC		03/30/2023		0	0	21	0	0	0	21	0	626	626	0	0
OV3309275	HAWLEY	PA		03/30/2023		0	0	88	0	0	0	88	0	1,022	1,022	0	0
OV3311280	BLACK MOUNTAIN	NC		03/30/2023		0	0	79	0	0	0	79	0	1,234	1,234	0	0
OV3318164	GULF SHORES	AL		03/30/2023		0	0	197	0	0	0	197	0	3,579	3,579	0	0
OV3313275	MINERAL BLUFF	GA		03/30/2023		0	0	145	0	0	0	145	0	2,327	2,327	0	0
OV3318352	ST CLOUD	FL		03/30/2023		0	0	50	0	0	0	50	0	1,126	1,126	0	0
OV3329196	BURLESON	TX		03/30/2023		0	0	24	0	0	0	24	0	1,157	1,157	0	0
OV3312204	FORT WALTON BEACH	FL		03/30/2023		0	0	76	0	0	0	76	0	1,479	1,479	0	0
OV3278740	ENGLEWOOD	CO		03/30/2023		0	0	138	0	0	0	138	0	1,316	1,316	0	0
OV3309993	PROVO	UT		03/30/2023		0	0	52	0	0	0	52	0	1,686	1,686	0	0
OV3322029	KISSIMMEE	FL		03/30/2023		0	0	41	0	0	0	41	0	1,441	1,441	0	0
OV3274855	GILBERT	AZ		03/30/2023		0	0	299	0	0	0	299	0	1,836	1,836	0	0
OV3327006	KISSIMMEE	FL		03/30/2023		0	0	21	0	0	0	21	0	1,195	1,195	0	0
OV3269437	MESA	AZ		03/30/2023		0	0	312	0	0	0	312	0	1,909	1,909	0	0
OV3290531	LITTLE FERRY	NJ		03/30/2023		0	0	145	0	0	0	145	0	1,238	1,238	0	0
OV3326714	ROCKPORT	TX		03/30/2023		0	0	136	0	0	0	136	0	1,583	1,583	0	0
OV3308422	KISSIMMEE	FL		03/30/2023		0	0	174	0	0	0	174	0	1,834	1,834	0	0
OV3263181	PORTLAND	OR		03/30/2023		0	0	355	0	0	0	355	0	2,687	2,687	0	0
BB1077950	MEADOW OAKS	FL		03/28/2023		0	0	424	0	0	0	424	0	1,500	1,500	0	0
BB1077940	ORLANDO	FL		03/28/2023		0	0	557	0	0	0	557	0	2,005	2,005	0	0
BB1078960	LOS GATOS	CA		04/06/2023		0	0	2,355	0	0	0	2,355	0	8,307	8,307	0	0

E02.160

STATEMENT AS OF JUNE 30, 2024 OF THE Reliance Standard Life Insurance Company

SCHEDULE B - PART 3

Showing All Mortgage Loans DISPOSED, Transferred or Repaid During the Current Quarter

1 Loan Number	2 Location		4 Loan Type	5 Date Acquired	6 Disposal Date	7 Book Value/ Recorded Investment Excluding Accrued Interest Prior Year	8 Change in Book Value/Recorded Investment						14 Book Value/ Recorded Investment Excluding Accrued Interest on Disposal	15 Consid- eration	16 Foreign Exchange Gain (Loss) on Disposal	17 Realized Gain (Loss) on Disposal	18 Total Gain (Loss) on Disposal
	2 City	3 State					8 Unrealized Valuation Increase/ (Decrease)	9 Current Year's (Amortization) /Accretion	10 Current Year's Other- Than- Temporary Impairment Recognized	11 Capitalized Deferred Interest and Other	12 Total Change in Book Value (8+9-10+11)	13 Total Foreign Exchange Change in Book Value					
230293128	DINGMANS FERRY	PA		04/06/2023		0	0	(19)	0	0	0	(19)	0	573	573	0	0
230293631	HOUSTON	TX		04/06/2023		0	0	(16)	0	0	0	(16)	0	1,140	1,140	0	0
230293367	OCALA	FL		04/06/2023		0	0	(6)	0	0	0	(6)	0	407	407	0	0
230291452	JACKSONVILLE	FL		04/06/2023		0	0	(61)	0	0	0	(61)	0	4,286	4,286	0	0
230188138	KISSIMMEE	FL		04/06/2023		0	0	(38)	0	0	0	(38)	0	1,169	1,169	0	0
230395345	LAKELAND	FL		04/06/2023		0	0	(27)	0	0	0	(27)	0	822	822	0	0
230394686	WILLIAMSTOWN	NJ		04/06/2023		0	0	(42)	0	0	0	(42)	0	1,304	1,304	0	0
230291510	ROCHESTER	NH		04/06/2023		0	0	(75)	0	0	0	(75)	0	5,272	5,272	0	0
230292914	NOVATO	CA		04/06/2023		0	0	(85)	0	0	0	(85)	0	2,623	2,623	0	0
230291478	SAN PEDRO	CA		04/14/2023		0	0	(34)	0	0	0	(34)	0	1,607	1,607	0	0
230293243	MIAMI BEACH	FL		04/14/2023		0	0	(7)	0	0	0	(7)	0	948	948	0	0
230395659	FORT WORTH	TX		04/14/2023		0	0	(10)	0	0	0	(10)	0	489	489	0	0
230294019	KEMORE	WA		04/14/2023		0	0	(59)	0	0	0	(59)	0	2,794	2,794	0	0
230291494	SAN PEDRO	CA		04/14/2023		0	0	(34)	0	0	0	(34)	0	1,616	1,616	0	0
230398422	LOS ANGELES	CA		04/14/2023		0	0	(64)	0	0	0	(64)	0	2,610	2,610	0	0
230189037	NEW PORT RICHEY	FL		04/14/2023		0	0	(13)	0	0	0	(13)	0	622	622	0	0
230291460	SAN PEDRO	CA		04/14/2023		0	0	(34)	0	0	0	(34)	0	1,590	1,590	0	0
230293565	DEWEY	AZ		04/14/2023		0	0	(26)	0	0	0	(26)	0	1,061	1,061	0	0
023010204	CHICAGO	IL		04/17/2023		0	0	(77)	0	0	0	(77)	0	2,936	2,936	0	0
023010215	BATAVIA	OH		04/17/2023		0	0	(26)	0	0	0	(26)	0	998	998	0	0
023010202	MIAMI GARDENS	FL		04/17/2023		0	0	(14)	0	0	0	(14)	0	519	519	0	0
023020047	GREENACRES	FL		04/17/2023		0	0	(18)	0	0	0	(18)	0	673	673	0	0
023020058	JACKSONVILLE	FL		04/17/2023		0	0	(5)	0	0	0	(5)	0	201	201	0	0
023020256	NAMPA	ID		04/17/2023		0	0	(54)	0	0	0	(54)	0	2,080	2,080	0	0
022052364	TOWNSEND	DE		04/24/2023		0	0	(24)	0	0	0	(24)	0	797	797	0	0
023020299	ENGLISH TOWN	NJ		04/24/2023		0	0	(8)	0	0	0	(8)	0	271	271	0	0
230394819	DETROIT	MI		04/21/2023		0	0	(6)	0	0	0	(6)	0	172	172	0	0
230294068	PHILADELPHIA	PA		04/21/2023		0	0	(6)	0	0	0	(6)	0	183	183	0	0
230394975	HOUSTON	TX		04/21/2023		0	0	(9)	0	0	0	(9)	0	268	268	0	0
023030151	NAVARRE	FL		04/24/2023		0	0	(71)	0	0	0	(71)	0	2,314	2,314	0	0
230397184	ASHLEY	PA		04/21/2023		0	0	(5)	0	0	0	(5)	0	137	137	0	0
230394306	DETROIT	MI		04/21/2023		0	0	(6)	0	0	0	(6)	0	176	176	0	0
230395022	GOULDSBORO	PA		04/21/2023		0	0	(10)	0	0	0	(10)	0	294	294	0	0
023030032	TAMPA	FL		04/24/2023		0	0	(16)	0	0	0	(16)	0	545	545	0	0
023030019	KANSAS CITY	OR		04/24/2023		0	0	(25)	0	0	0	(25)	0	827	827	0	0
022110230	CARLSBAD	NM		04/24/2023		0	0	(13)	0	0	0	(13)	0	441	441	0	0
023030189	DELRAY BEACH	FL		04/24/2023		0	0	(38)	0	0	0	(38)	0	1,254	1,254	0	0
230397416	WILLISTON	FL		04/21/2023		0	0	(132)	0	0	0	(132)	0	3,670	3,670	0	0
023020236	WEST LAFAYETTE	IN		04/24/2023		0	0	(18)	0	0	0	(18)	0	583	583	0	0
023020185	JACKSONVILLE	FL		04/24/2023		0	0	(21)	0	0	0	(21)	0	710	710	0	0
230397572	WALNUT CREEK	CA		04/21/2023		0	0	(85)	0	0	0	(85)	0	2,496	2,496	0	0
230399552	THOUSAND OAKS	CA		04/21/2023		0	0	(47)	0	0	0	(47)	0	1,378	1,378	0	0
023030090	PEORIA	AZ		04/24/2023		0	0	(34)	0	0	0	(34)	0	1,144	1,144	0	0
023020285	LOS ANGELES	CA		04/24/2023		0	0	(42)	0	0	0	(42)	0	1,400	1,400	0	0
230293383	BRIDGEWATER	NJ		04/21/2023		0	0	(21)	0	0	0	(21)	0	1,276	1,276	0	0
230186272	PLANO	TX		04/21/2023		0	0	(16)	0	0	0	(16)	0	826	826	0	0
230292930	HALLANDALE BEACH	FL		04/21/2023		0	0	(8)	0	0	0	(8)	0	399	399	0	0
230294126	THORNVILLE	OH		04/21/2023		0	0	(44)	0	0	0	(44)	0	1,284	1,284	0	0
221283344	GALVESTON	TX		04/21/2023		0	0	(22)	0	0	0	(22)	0	623	623	0	0
023030147	DAVENPORT	FL		04/24/2023		0	0	(22)	0	0	0	(22)	0	739	739	0	0
230395964	SHERRILLS FORD	NC		04/21/2023		0	0	(40)	0	0	0	(40)	0	1,101	1,101	0	0

E02.161

STATEMENT AS OF JUNE 30, 2024 OF THE Reliance Standard Life Insurance Company

SCHEDULE B - PART 3

Showing All Mortgage Loans DISPOSED, Transferred or Repaid During the Current Quarter

1 Loan Number	2 Location		4 Loan Type	5 Date Acquired	6 Disposal Date	7 Book Value/ Recorded Investment Excluding Accrued Interest Prior Year	8 Change in Book Value/Recorded Investment					14 Book Value/ Recorded Investment Excluding Accrued Interest on Disposal	15 Consid- eration	16 Foreign Exchange Gain (Loss) on Disposal	17 Realized Gain (Loss) on Disposal	18 Total Gain (Loss) on Disposal	
	2 City	3 State					8 Unrealized Valuation Increase/ (Decrease)	9 Current Year's (Amortization) /Accretion	10 Current Year's Other- Than- Temporary Impairment Recognized	11 Capitalized Deferred Interest and Other	12 Total Change in Book Value (8+9-10+11)						13 Total Foreign Exchange Change in Book Value
023020231	MELROSE PARK	PA		04/24/2023		0	0	(1,094)	0	0	0	(1,094)	0	36,520	36,520	0	0
230399594	ORLANDO	FL		04/21/2023		0	0	(27)	0	0	0	(27)	0	757	757	0	0
230395733	MYRTLE BEACH	SC		04/21/2023		0	0	(10)	0	0	0	(10)	0	287	287	0	0
023010128	QUEEN CREEK	AZ		04/24/2023		0	0	(73)	0	0	0	(73)	0	2,433	2,433	0	0
230395246	HIALEAH	FL		04/21/2023		0	0	(33)	0	0	0	(33)	0	941	941	0	0
023020056	WASKOM	TX		04/24/2023		0	0	(25)	0	0	0	(25)	0	822	822	0	0
230293318	GAINESVILLE	FL		04/21/2023		0	0	(22)	0	0	0	(22)	0	626	626	0	0
023020254	KINGMAN	AZ		04/24/2023		0	0	(24)	0	0	0	(24)	0	785	785	0	0
023020249	HARRIMAN	TN		04/24/2023		0	0	(10)	0	0	0	(10)	0	317	317	0	0
023020218	EVERGREEN PARK	IL		04/24/2023		0	0	(64)	0	0	0	(64)	0	2,137	2,137	0	0
230394934	PHOENIX	AZ		04/21/2023		0	0	(16)	0	0	0	(16)	0	484	484	0	0
023020137	SANGER	TX		04/24/2023		0	0	(38)	0	0	0	(38)	0	1,256	1,256	0	0
230399495	CHARLOTTE	NC		04/21/2023		0	0	(34)	0	0	0	(34)	0	947	947	0	0
230397564	BALTIMORE	MD		04/21/2023		0	0	(10)	0	0	0	(10)	0	288	288	0	0
230395352	MYRTLE BEACH	SC		04/21/2023		0	0	(6)	0	0	0	(6)	0	311	311	0	0
BB1083600	CLEARLAKE	CA		04/24/2023		0	0	232	0	0	0	232	0	821	821	0	0
BB1079310	WATERBURY	CT		04/21/2023		0	0	97	0	0	0	97	0	323	323	0	0
BB1077080	FRENCH VALLEY	CA		04/18/2023		0	0	1,165	0	0	0	1,165	0	4,858	4,858	0	0
BB1079180	LITTLE ROCK	AR		04/21/2023		0	0	144	0	0	0	144	0	588	588	0	0
BB1077010	LINCOLN	CA		04/18/2023		0	0	416	0	0	0	416	0	1,779	1,779	0	0
BB1079280	VANCOUVER	WA		04/21/2023		0	0	527	0	0	0	527	0	1,985	1,985	0	0
BB1077110	MORRISTOWN	TN		04/18/2023		0	0	261	0	0	0	261	0	1,200	1,200	0	0
BB1079110	RIVERTON	UT		04/21/2023		0	0	705	0	0	0	705	0	2,685	2,685	0	0
BB1077220	OXNARD	CA		04/18/2023		0	0	826	0	0	0	826	0	3,175	3,175	0	0
BB1079240	ABERDEEN	MD		04/21/2023		0	0	419	0	0	0	419	0	1,786	1,786	0	0
BB1077040	PINEHURST	TX		04/18/2023		0	0	262	0	0	0	262	0	1,374	1,374	0	0
BB1079100	KATY	TX		04/21/2023		0	0	312	0	0	0	312	0	1,192	1,192	0	0
BB1079270	MECHANICSBURG	PA		04/21/2023		0	0	551	0	0	0	551	0	2,091	2,091	0	0
BB1079200	NEW ROCHELLE	NY		04/21/2023		0	0	207	0	0	0	207	0	942	942	0	0
BB1083610	RENO	NV		04/24/2023		0	0	554	0	0	0	554	0	3,789	3,789	0	0
BB1079340	BROOKFIELD	CT		04/21/2023		0	0	772	0	0	0	772	0	2,695	2,695	0	0
BB1079170	TROPHY CLUB	TX		04/21/2023		0	0	624	0	0	0	624	0	2,398	2,398	0	0
BB1079130	SICKLERVILLE	NJ		04/21/2023		0	0	281	0	0	0	281	0	1,056	1,056	0	0
BB1077100	KIRKLAND	WA		04/18/2023		0	0	957	0	0	0	957	0	4,495	4,495	0	0
BB1077230	TUCSON	AZ		04/18/2023		0	0	188	0	0	0	188	0	798	798	0	0
BB1079300	FONTANA	CA		04/21/2023		0	0	542	0	0	0	542	0	2,234	2,234	0	0
BB1077130	SONORA	CA		04/18/2023		0	0	574	0	0	0	574	0	2,290	2,290	0	0
BB1077200	HICKORY	MS		04/18/2023		0	0	339	0	0	0	339	0	1,888	1,888	0	0
BB1079160	JEFFERSON	MD		04/21/2023		0	0	373	0	0	0	373	0	1,406	1,406	0	0
BB1079230	COTTONWOOD HEIGHTS	UT		04/21/2023		0	0	300	0	0	0	300	0	1,138	1,138	0	0
BB1079330	LEHIGH ACRES	FL		04/21/2023		0	0	308	0	0	0	308	0	1,163	1,163	0	0
BB1077170	NAPLES	FL		04/18/2023		0	0	190	0	0	0	190	0	999	999	0	0
BB1077060	NATCHI TOCHES	LA		04/18/2023		0	0	341	0	0	0	341	0	1,418	1,418	0	0
BB1079090	ORLANDO	FL		04/21/2023		0	0	295	0	0	0	295	0	1,121	1,121	0	0
BB1079190	SUNRISE	FL		04/21/2023		0	0	151	0	0	0	151	0	523	523	0	0
BB1079260	CULPEPER	VA		04/21/2023		0	0	464	0	0	0	464	0	1,778	1,778	0	0
BB1079360	CHARLOTTE	NC		04/21/2023		0	0	332	0	0	0	332	0	1,247	1,247	0	0
BB1079320	TURLOCK	CA		04/21/2023		0	0	439	0	0	0	439	0	1,641	1,641	0	0
BB1077090	HOUMA	LA		04/18/2023		0	0	733	0	0	0	733	0	5,452	5,452	0	0
BB1079120	CHERRY HILL	NJ		04/21/2023		0	0	328	0	0	0	328	0	1,353	1,353	0	0
BB1079290	MCKINNEY	TX		04/21/2023		0	0	1,235	0	0	0	1,235	0	5,026	5,026	0	0

E02.162

STATEMENT AS OF JUNE 30, 2024 OF THE Reliance Standard Life Insurance Company

SCHEDULE B - PART 3

Showing All Mortgage Loans DISPOSED, Transferred or Repaid During the Current Quarter

1 Loan Number	2 Location		4 Loan Type	5 Date Acquired	6 Disposal Date	7 Book Value/ Recorded Investment Excluding Accrued Interest Prior Year	8 Change in Book Value/Recorded Investment						14 Book Value/ Recorded Investment Excluding Accrued Interest on Disposal	15 Consid- eration	16 Foreign Exchange Gain (Loss) on Disposal	17 Realized Gain (Loss) on Disposal	18 Total Gain (Loss) on Disposal
	2 City	3 State					8 Unrealized Valuation Increase/ (Decrease)	9 Current Year's (Amortization) /Accretion	10 Current Year's Other- Than- Temporary Impairment Recognized	11 Capitalized Deferred Interest and Other	12 Total Change in Book Value (8+9-10+11)	13 Total Foreign Exchange Change in Book Value					
BB1079220	CORAPOLIS	PA		04/21/2023		0	0	.48	0	0	0	.48	0	184	184	0	0
BB1077280	GREENFIELD	WI		04/18/2023		0	0	.437	0	0	0	.437	0	1,756	1,756	0	0
BB1079350	WEST DENNIS	MA		04/21/2023		0	0	.505	0	0	0	.505	0	1,780	1,780	0	0
BB1077050	IRONDALE	GA		04/18/2023		0	0	.246	0	0	0	.246	0	1,001	1,001	0	0
BB1079080	STATEN ISLAND	NY		04/21/2023		0	0	.285	0	0	0	.285	0	1,332	1,332	0	0
BB1077150	MEMPHIS	TN		04/18/2023		0	0	.265	0	0	0	.265	0	1,131	1,131	0	0
BB1079150	PEMBROKE PINES	FL		04/21/2023		0	0	.316	0	0	0	.316	0	1,103	1,103	0	0
BB1083590	ANGELS CAMP	CA		04/24/2023		0	0	.858	0	0	0	.858	0	3,061	3,061	0	0
BB1079250	VIRGINIA	MIN		04/21/2023		0	0	.270	0	0	0	.270	0	1,052	1,052	0	0
BB1077250	BAKER	MT		04/18/2023		0	0	.237	0	0	0	.237	0	1,394	1,394	0	0
023020196	HARROGATE	TN		04/27/2023		0	0	(13)	0	0	0	(13)	0	.445	.445	0	0
023020213	BATTLE GROUND	WA		04/27/2023		0	0	(20)	0	0	0	(20)	0	.726	.726	0	0
022052321	PHILADELPHIA	PA		04/27/2023		0	0	(5)	0	0	0	(5)	0	.162	.162	0	0
023030185	BRUSH PRAIRIE	IA		04/27/2023		0	0	(42)	0	0	0	(42)	0	1,491	1,491	0	0
023020197	HARROGATE	TN		04/27/2023		0	0	(12)	0	0	0	(12)	0	.409	.409	0	0
023020038	NORTH MIAMI	FL		04/27/2023		0	0	(6)	0	0	0	(6)	0	.210	.210	0	0
023030203	JOHNSTON	IA		04/27/2023		0	0	(14)	0	0	0	(14)	0	.512	.512	0	0
023030053	SANTA CLARITA	CA		04/27/2023		0	0	(47)	0	0	0	(47)	0	1,696	1,696	0	0
023030138	WOODLAND	WA		04/27/2023		0	0	(13)	0	0	0	(13)	0	.473	.473	0	0
023020227	MCALLEN	TX		04/27/2023		0	0	(24)	0	0	0	(24)	0	.847	.847	0	0
023020266	HOLLYWOOD	FL		04/27/2023		0	0	(60)	0	0	0	(60)	0	2,151	2,151	0	0
023020222	SPOKANE	WA		04/27/2023		0	0	(12)	0	0	0	(12)	0	.433	.433	0	0
230396707	PLYMOUTH	PA		04/28/2023		0	0	(4)	0	0	0	(4)	0	.158	.158	0	0
230399578	HOLLYWOOD	FL		04/28/2023		0	0	(27)	0	0	0	(27)	0	1,182	1,182	0	0
230399545	TAMPA	FL		04/28/2023		0	0	(15)	0	0	0	(15)	0	.634	.634	0	0
230300204	HOMOSASSA	FL		04/28/2023		0	0	(17)	0	0	0	(17)	0	.736	.736	0	0
230397507	POMPANO BEACH	FL		04/28/2023		0	0	(23)	0	0	0	(23)	0	.898	.898	0	0
230399321	BOCA RATON	FL		04/28/2023		0	0	(37)	0	0	0	(37)	0	1,596	1,596	0	0
230399776	COOPER CITY	FL		04/28/2023		0	0	(26)	0	0	0	(26)	0	1,141	1,141	0	0
230398331	LOS ANGELES (RESEDA AREA)	CA		04/28/2023		0	0	(43)	0	0	0	(43)	0	1,861	1,861	0	0
230402307	SUFFIELD	CT		04/28/2023		0	0	(23)	0	0	0	(23)	0	1,008	1,008	0	0
230401853	NEW PORT RICHEY	FL		04/28/2023		0	0	(18)	0	0	0	(18)	0	.796	.796	0	0
230399537	HOUSTON	TX		04/28/2023		0	0	(67)	0	0	0	(67)	0	2,922	2,922	0	0
230396715	TUNKHANNOCK	PA		04/28/2023		0	0	(4)	0	0	0	(4)	0	.122	.122	0	0
0V3332504	INDIAN SHORES	FL		04/28/2023		0	0	.24	0	0	0	.24	0	1,926	1,926	0	0
0V3329978	MESQUITE	NV		04/28/2023		0	0	.4	0	0	0	.4	0	1,241	1,241	0	0
0V3349114	CAPE CORAL	FL		04/28/2023		0	0	.16	0	0	0	.16	0	1,253	1,253	0	0
0V3341763	GAYLORD	MI		04/28/2023		0	0	.7	0	0	0	.7	0	.675	.675	0	0
0V3359894	MYRTLE BEACH	SC		04/28/2023		0	0	.10	0	0	0	.10	0	1,030	1,030	0	0
0V3324483	NOKOMIS	FL		04/28/2023		0	0	.35	0	0	0	.35	0	1,943	1,943	0	0
0V3329930	MOUNT DORA	FL		04/28/2023		0	0	.4	0	0	0	.4	0	1,208	1,208	0	0
0V3344769	FORT MYERS	FL		04/28/2023		0	0	.2	0	0	0	.2	0	.926	.926	0	0
0V3321308	TULSA	OK		04/28/2023		0	0	.12	0	0	0	.12	0	1,220	1,220	0	0
0V3321066	TUCSON	AZ		04/28/2023		0	0	.5	0	0	0	.5	0	.611	.611	0	0
0V3334377	OCFEE	FL		04/28/2023		0	0	.13	0	0	0	.13	0	.870	.870	0	0
0V3340446	BOCA RATON	FL		04/28/2023		0	0	.4	0	0	0	.4	0	1,776	1,776	0	0
0V3307025	COTTONWOOD	AZ		04/28/2023		0	0	.141	0	0	0	.141	0	1,799	1,799	0	0
0V3329182	MUNCIE	IN		04/28/2023		0	0	.3	0	0	0	.3	0	.689	.689	0	0
230187759	MEMPHIS	TN		05/02/2023		0	0	(5)	0	0	0	(5)	0	.162	.162	0	0
230398489	DURHAM	NC		05/02/2023		0	0	(12)	0	0	0	(12)	0	.384	.384	0	0
230290942	FRANKFORT	MI		05/02/2023		0	0	(15)	0	0	0	(15)	0	.469	.469	0	0

STATEMENT AS OF JUNE 30, 2024 OF THE Reliance Standard Life Insurance Company

SCHEDULE B - PART 3

Showing All Mortgage Loans DISPOSED, Transferred or Repaid During the Current Quarter

1 Loan Number	2 Location		4 Loan Type	5 Date Acquired	6 Disposal Date	7 Book Value/ Recorded Investment Excluding Accrued Interest Prior Year	8 Change in Book Value/Recorded Investment					14 Book Value/ Recorded Investment Excluding Accrued Interest on Disposal	15 Consid- eration	16 Foreign Exchange Gain (Loss) on Disposal	17 Realized Gain (Loss) on Disposal	18 Total Gain (Loss) on Disposal	
	2 City	3 State					8 Unrealized Valuation Increase/ (Decrease)	9 Current Year's (Amortization) /Accretion	10 Current Year's Other- Than- Temporary Impairment Recognized	11 Capitalized Deferred Interest and Other	12 Total Change in Book Value (8+9-10+11)						13 Total Foreign Exchange Change in Book Value
230291676	FAYETTEVILLE	NC		05/02/2023		0	0	(4)	0	0	0	(4)	0	219	219	0	0
230401499	BALTIMORE	MD		05/02/2023		0	0	(8)	0	0	0	(8)	0	257	257	0	0
230399925	SPRING HILL	FL		05/02/2023		0	0	(10)	0	0	0	(10)	0	320	320	0	0
230401242	TUCSON	AZ		05/02/2023		0	0	(34)	0	0	0	(34)	0	1,052	1,052	0	0
230293763	ATLANTA	GA		05/02/2023		0	0	(12)	0	0	0	(12)	0	360	360	0	0
230397713	HIGHLANDS	TX		05/02/2023		0	0	(19)	0	0	0	(19)	0	594	594	0	0
230189227	NEW ORLEANS	LA		05/02/2023		0	0	(7)	0	0	0	(7)	0	426	426	0	0
230399842	EDGEWOOD	MD		05/02/2023		0	0	(6)	0	0	0	(6)	0	198	198	0	0
230394942	PHOENIX	AZ		05/02/2023		0	0	(14)	0	0	0	(14)	0	439	439	0	0
230394892	FAYETTEVILLE	NC		05/02/2023		0	0	(8)	0	0	0	(8)	0	243	243	0	0
230300477	CRAMERTON	NC		05/02/2023		0	0	(6)	0	0	0	(6)	0	183	183	0	0
220554828	FERTILITY	PA		05/02/2023		0	0	(37)	0	0	0	(37)	0	1,156	1,156	0	0
230396640	POMPANO BEACH	FL		05/02/2023		0	0	(6)	0	0	0	(6)	0	193	193	0	0
230398091	HOPE MILLS	NC		05/02/2023		0	0	(13)	0	0	0	(13)	0	409	409	0	0
230290868	LEHIGH ACRES	FL		05/02/2023		0	0	(9)	0	0	0	(9)	0	512	512	0	0
230398281	DURHAM	NC		05/02/2023		0	0	(15)	0	0	0	(15)	0	466	466	0	0
BB1081830	FAIRHOPE	AL		04/28/2023		0	0	530	0	0	0	530	0	2,490	2,490	0	0
BB1081850	KENNEWICK	WA		04/28/2023		0	0	211	0	0	0	211	0	931	931	0	0
BB1081820	SHEBOYGAN	WI		04/28/2023		0	0	82	0	0	0	82	0	506	506	0	0
BB1081840	STATEN ISLAND	NY		04/28/2023		0	0	306	0	0	0	306	0	1,116	1,116	0	0
BB1081810	JACKSONVILLE	FL		04/28/2023		0	0	344	0	0	0	344	0	1,560	1,560	0	0
231020878	OCEANSIDE	CA		05/10/2023		0	0	(11)	0	0	0	(11)	0	461	461	0	0
231020855	ROSENBERG	TX		05/10/2023		0	0	(13)	0	0	0	(13)	0	560	560	0	0
230293623	PARLIER	CA		05/08/2023		0	0	(10)	0	0	0	(10)	0	606	606	0	0
231020948	ALAMO HEIGHTS	TX		05/10/2023		0	0	(16)	0	0	0	(16)	0	696	696	0	0
230398950	LITTLE SILVER	NJ		05/04/2023		0	0	(90)	0	0	0	(90)	0	3,713	3,713	0	0
231020678	SEASIDE	OR		05/10/2023		0	0	(16)	0	0	0	(16)	0	683	683	0	0
231020347	SMYRNA	DE		05/10/2023		0	0	(26)	0	0	0	(26)	0	1,131	1,131	0	0
230397465	MONTICELLO	GA		05/08/2023		0	0	(10)	0	0	0	(10)	0	300	300	0	0
231020617	SARASOTA	FL		05/10/2023		0	0	(14)	0	0	0	(14)	0	596	596	0	0
230396673	MIAMI	FL		05/04/2023		0	0	(95)	0	0	0	(95)	0	3,613	3,613	0	0
231020538	NORTH PORT	FL		05/10/2023		0	0	(13)	0	0	0	(13)	0	567	567	0	0
231020417	CAPE CORAL	FL		05/10/2023		0	0	(12)	0	0	0	(12)	0	516	516	0	0
230397655	SUSSEX	NJ		05/08/2023		0	0	(13)	0	0	0	(13)	0	380	380	0	0
230399131	MILWAUKEE	WI		05/08/2023		0	0	(9)	0	0	0	(9)	0	270	270	0	0
231020674	PAWLEYS ISLAND	SC		05/10/2023		0	0	(7)	0	0	0	(7)	0	271	271	0	0
231020548	HOMESTEAD	FL		05/10/2023		0	0	(218)	0	0	0	(218)	0	8,836	8,836	0	0
231020651	SUN CITY CENTER	FL		05/10/2023		0	0	(14)	0	0	0	(14)	0	605	605	0	0
231020767	FORT WORTH	TX		05/10/2023		0	0	(11)	0	0	0	(11)	0	461	461	0	0
230397366	BALTIMORE	MD		05/08/2023		0	0	(8)	0	0	0	(8)	0	349	349	0	0
231020739	LOUISVILLE	KY		05/10/2023		0	0	(16)	0	0	0	(16)	0	689	689	0	0
230401713	AUBURN	WA		05/04/2023		0	0	(24)	0	0	0	(24)	0	907	907	0	0
231020753	CEDAR CITY	UT		05/10/2023		0	0	(14)	0	0	0	(14)	0	582	582	0	0
231020925	FRESNO	TX		05/10/2023		0	0	(18)	0	0	0	(18)	0	779	779	0	0
230300154	MILWAUKEE	WI		05/08/2023		0	0	(8)	0	0	0	(8)	0	235	235	0	0
230397606	MORRISON	CO		05/04/2023		0	0	(44)	0	0	0	(44)	0	1,659	1,659	0	0
230399743	MEMPHIS	TN		05/08/2023		0	0	(13)	0	0	0	(13)	0	384	384	0	0
230394629	GREENSBORO	NC		05/08/2023		0	0	(35)	0	0	0	(35)	0	998	998	0	0
231020846	MOHAVE VALLEY	AZ		05/10/2023		0	0	(14)	0	0	0	(14)	0	577	577	0	0
230398034	ROCK HILL	SC		05/08/2023		0	0	(21)	0	0	0	(21)	0	611	611	0	0
230398737	MILLVILLE	NJ		05/08/2023		0	0	(10)	0	0	0	(10)	0	286	286	0	0

E02.164

STATEMENT AS OF JUNE 30, 2024 OF THE Reliance Standard Life Insurance Company

SCHEDULE B - PART 3

Showing All Mortgage Loans DISPOSED, Transferred or Repaid During the Current Quarter

1 Loan Number	2 Location		4 Loan Type	5 Date Acquired	6 Disposal Date	7 Book Value/ Recorded Investment Excluding Accrued Interest Prior Year	8 Change in Book Value/Recorded Investment						14 Book Value/ Recorded Investment Excluding Accrued Interest on Disposal	15 Consid- eration	16 Foreign Exchange Gain (Loss) on Disposal	17 Realized Gain (Loss) on Disposal	18 Total Gain (Loss) on Disposal
	2 City	3 State					8 Unrealized Valuation Increase/ (Decrease)	9 Current Year's (Amortization) /Accretion	10 Current Year's Other- Than- Temporary Impairment Recognized	11 Capitalized Deferred Interest and Other	12 Total Change in Book Value (8+9-10+11)	13 Total Foreign Exchange Change in Book Value					
230397523	RIDGEFIELD	NJ		05/04/2023		0	0	(1,836)	0	0	0	(1,836)	0	102,321	102,321	0	0
230300402	MONTICELLO	KY		05/04/2023		0	0	(11)	0	0	0	(11)	0	442	442	0	0
231020644	DAYTON	OH		05/10/2023		0	0	(4)	0	0	0	(4)	0	136	136	0	0
230397010	HOUSTON	TX		05/08/2023		0	0	(9)	0	0	0	(9)	0	403	403	0	0
231020570	ORLANDO	FL		05/10/2023		0	0	(6)	0	0	0	(6)	0	284	284	0	0
231020956	FRESNO	CA		05/10/2023		0	0	(325)	0	0	0	(325)	0	14,447	14,447	0	0
230291973	NEW ORLEANS	LA		05/08/2023		0	0	(8)	0	0	0	(8)	0	378	378	0	0
231020565	MURRELLS INLET	SC		05/10/2023		0	0	(110)	0	0	0	(110)	0	4,485	4,485	0	0
230401655	LOS ANGELES	CA		05/08/2023		0	0	(54)	0	0	0	(54)	0	2,368	2,368	0	0
230397374	BALTIMORE	MD		05/08/2023		0	0	(8)	0	0	0	(8)	0	337	337	0	0
230293102	GARLAND	TX		05/04/2023		0	0	(10)	0	0	0	(10)	0	370	370	0	0
221284193	FARMINGTON	NM		05/08/2023		0	0	(9)	0	0	0	(9)	0	261	261	0	0
230399107	LOVELAND	CO		05/08/2023		0	0	(10)	0	0	0	(10)	0	431	431	0	0
230398075	KISSIMMEE	FL		05/08/2023		0	0	(18)	0	0	0	(18)	0	507	507	0	0
230300634	EULESS	TX		05/08/2023		0	0	(21)	0	0	0	(21)	0	603	603	0	0
230293706	LOCUST GROVE	VA		05/08/2023		0	0	(19)	0	0	0	(19)	0	548	548	0	0
230300394	SOMERSET	KY		05/04/2023		0	0	(9)	0	0	0	(9)	0	358	358	0	0
230399800	BALTIMORE	MD		05/08/2023		0	0	(13)	0	0	0	(13)	0	387	387	0	0
230300162	OKLAHOMA CITY	OK		05/08/2023		0	0	(9)	0	0	0	(9)	0	249	249	0	0
231020868	APEX	NC		05/10/2023		0	0	(12)	0	0	0	(12)	0	485	485	0	0
230300782	LUBBOCK	TX		05/04/2023		0	0	(13)	0	0	0	(13)	0	484	484	0	0
231020713	CHICAGO	IL		05/10/2023		0	0	(5)	0	0	0	(5)	0	186	186	0	0
230399024	JACKSONVILLE	TX		05/08/2023		0	0	(6)	0	0	0	(6)	0	284	284	0	0
231020173	ZEPHYRHILLS	FL		05/10/2023		0	0	(16)	0	0	0	(16)	0	674	674	0	0
230403743	VAN NUYS	CA		05/04/2023		0	0	(129)	0	0	0	(129)	0	5,286	5,286	0	0
230396327	TEMPE	AZ		05/08/2023		0	0	(69)	0	0	0	(69)	0	1,992	1,992	0	0
231020252	JULIAN	CA		05/10/2023		0	0	(24)	0	0	0	(24)	0	1,038	1,038	0	0
230398513	DURHAM	NC		05/08/2023		0	0	(15)	0	0	0	(15)	0	432	432	0	0
230399214	PINECREST	FL		05/04/2023		0	0	(82)	0	0	0	(82)	0	3,127	3,127	0	0
230398232	ROUND ROCK	TX		05/08/2023		0	0	(24)	0	0	0	(24)	0	700	700	0	0
230397671	HEMET	CA		05/04/2023		0	0	(11)	0	0	0	(11)	0	436	436	0	0
231020978	GULF SHORES	AL		05/10/2023		0	0	(37)	0	0	0	(37)	0	1,610	1,610	0	0
230396939	LOUISVILLE	KY		05/08/2023		0	0	(4)	0	0	0	(4)	0	250	250	0	0
231020574	MAGNA	UT		05/10/2023		0	0	(16)	0	0	0	(16)	0	681	681	0	0
231020844	PANAMA CITY BEACH	FL		05/10/2023		0	0	(12)	0	0	0	(12)	0	503	503	0	0
231020718	FORT WORTH	TX		05/10/2023		0	0	(12)	0	0	0	(12)	0	507	507	0	0
231020546	ORLANDO	FL		05/10/2023		0	0	(147)	0	0	0	(147)	0	6,000	6,000	0	0
230399347	ORLANDO	FL		05/08/2023		0	0	(16)	0	0	0	(16)	0	468	468	0	0
230399768	LA CROSSE	WI		05/08/2023		0	0	(8)	0	0	0	(8)	0	226	226	0	0
230399818	ROANOKE	VA		05/08/2023		0	0	(6)	0	0	0	(6)	0	169	169	0	0
230300873	BALTIMORE	MD		05/08/2023		0	0	(8)	0	0	0	(8)	0	228	228	0	0
231020062	HOUSTON	TX		05/10/2023		0	0	(16)	0	0	0	(16)	0	686	686	0	0
231020355	BLACK MOUNTAIN	NC		05/10/2023		0	0	(68)	0	0	0	(68)	0	3,094	3,094	0	0
231021131	ECHO LAKE	CA		05/10/2023		0	0	(105)	0	0	0	(105)	0	4,769	4,769	0	0
230294092	NEWPORT NEWS	VA		05/08/2023		0	0	(8)	0	0	0	(8)	0	232	232	0	0
230397267	ODESSA	TX		05/08/2023		0	0	(9)	0	0	0	(9)	0	410	410	0	0
230402059	SAINT PETERSBURG	FL		05/04/2023		0	0	(18)	0	0	0	(18)	0	703	703	0	0
231020442	VERNONIA	OR		05/10/2023		0	0	(9)	0	0	0	(9)	0	392	392	0	0
231020880	SALT LAKE CTY	UT		05/10/2023		0	0	(33)	0	0	0	(33)	0	1,392	1,392	0	0
230402018	CAMDEN	NJ		05/08/2023		0	0	(9)	0	0	0	(9)	0	246	246	0	0
231020446	SLATYFORK	WV		05/10/2023		0	0	(10)	0	0	0	(10)	0	411	411	0	0

E02.165

STATEMENT AS OF JUNE 30, 2024 OF THE Reliance Standard Life Insurance Company

SCHEDULE B - PART 3

Showing All Mortgage Loans DISPOSED, Transferred or Repaid During the Current Quarter

1 Loan Number	2 Location		4 Loan Type	5 Date Acquired	6 Disposal Date	7 Book Value/ Recorded Investment Excluding Accrued Interest Prior Year	8 Change in Book Value/Recorded Investment					14 Book Value/ Recorded Investment Excluding Accrued Interest on Disposal	15 Consid- eration	16 Foreign Exchange Gain (Loss) on Disposal	17 Realized Gain (Loss) on Disposal	18 Total Gain (Loss) on Disposal
	2 City	3 State					8 Unrealized Valuation Increase/ (Decrease)	9 Current Year's (Amortization) /Accretion	10 Current Year's Other- Than- Temporary Impairment Recognized	11 Capitalized Deferred Interest and Other	12 Total Change in Book Value (8+9-10+11)					
230402190	MEMPHIS	TN		05/08/2023		0	0	(6)	0	0	(6)	0	183	183	0	0
231020763	DAWSONVILLE	GA		05/10/2023		0	0	(446)	0	0	(446)	0	18,872	18,872	0	0
230300287	MILWAUKEE	WI		05/08/2023		0	0	(8)	0	0	(8)	0	225	225	0	0
231020218	MADEIRA BEACH	FL		05/10/2023		0	0	(41)	0	0	(41)	0	1,853	1,853	0	0
230401218	CHARLOTTE	NC		05/04/2023		0	0	(9)	0	0	(9)	0	353	353	0	0
231020624	LEHIGH ACRES	FL		05/10/2023		0	0	(2,565)	0	0	(2,565)	0	110,321	110,321	0	0
230291122	VENICE	FL		05/08/2023		0	0	(10)	0	0	(10)	0	434	434	0	0
231020838	HOUSTON	TX		05/10/2023		0	0	(10)	0	0	(10)	0	397	397	0	0
230394652	TUCSON	AZ		05/08/2023		0	0	(32)	0	0	(32)	0	923	923	0	0
230396566	RIVERVIEW	FL		05/08/2023		0	0	(19)	0	0	(19)	0	551	551	0	0
230399263	SURFSIDE BEACH	SC		05/04/2023		0	0	(54)	0	0	(54)	0	2,059	2,059	0	0
230401630	GREEN COVE SPRINGS	FL		05/08/2023		0	0	(12)	0	0	(12)	0	354	354	0	0
231019680	CORPUS CHRISTI	TX		05/10/2023		0	0	(9)	0	0	(9)	0	371	371	0	0
230300147	MILWAUKEE	WI		05/08/2023		0	0	(9)	0	0	(9)	0	252	252	0	0
230300196	KANSAS CITY	MO		05/08/2023		0	0	(11)	0	0	(11)	0	326	326	0	0
230395378	AUGUSTA	GA		05/08/2023		0	0	(8)	0	0	(8)	0	220	220	0	0
LN0025247	WANSHIP	UT		07/18/2019		0	0	1	0	0	1	0	19,064	19,064	0	0
LN0025244	WANSHIP	UT		07/18/2019		0	0	1	0	0	1	0	44,483	44,483	0	0
LN0025243	WANSHIP	UT		03/08/2019		0	0	9	0	0	9	0	114,277	114,277	0	0
LN0025246	WANSHIP	UT		03/08/2019		0	0	6	0	0	6	0	48,976	48,976	0	0
BB1086100	BURLINGTON	NC		05/19/2023		0	0	145	0	0	145	0	571	571	0	0
BB1082890	COVINA	CA		05/18/2023		0	0	1,164	0	0	1,164	0	2,754	2,754	0	0
BB1081320	SAN FRANCISCO	CA		05/15/2023		0	0	937	0	0	937	0	3,162	3,162	0	0
BB1082910	SAN ANTONIO	TX		05/18/2023		0	0	1,282	0	0	1,282	0	3,038	3,038	0	0
BB1086120	TYLER	TX		05/19/2023		0	0	135	0	0	135	0	647	647	0	0
BB1078760	MIDDLETOWN	VA		05/11/2023		0	0	222	0	0	222	0	1,112	1,112	0	0
BB1086090	SAN ANTONIO	TX		05/19/2023		0	0	158	0	0	158	0	903	903	0	0
BB1078810	MILWAUKEE	WI		05/11/2023		0	0	118	0	0	118	0	501	501	0	0
BB1081340	ATLANTA	GA		05/15/2023		0	0	55	0	0	55	0	815	815	0	0
BB1081280	MIAMI GARDENS	FL		05/15/2023		0	0	126	0	0	126	0	884	884	0	0
BB1078780	MERIDIAN	ID		05/11/2023		0	0	515	0	0	515	0	1,993	1,993	0	0
BB1086110	LAUDERDALE LAKES	FL		05/19/2023		0	0	34	0	0	34	0	263	263	0	0
BB1082900	OCEANSIDE	CA		05/18/2023		0	0	1,004	0	0	1,004	0	2,374	2,374	0	0
BB1082880	POWAY	CA		05/18/2023		0	0	991	0	0	991	0	2,343	2,343	0	0
BB1086080	SPRING BRANCH	TX		05/19/2023		0	0	1,707	0	0	1,707	0	11,046	11,046	0	0
BB1078800	MONSEY	NY		05/11/2023		0	0	579	0	0	579	0	2,706	2,706	0	0
BB1081330	PEARLAND	TX		05/15/2023		0	0	61	0	0	61	0	483	483	0	0
BB1081290	DACULA	GA		05/15/2023		0	0	169	0	0	169	0	1,186	1,186	0	0
BB1078770	NORTH PLAINFIELD	NJ		05/11/2023		0	0	259	0	0	259	0	1,053	1,053	0	0
BB1078820	RICHMOND	TX		05/11/2023		0	0	1,401	0	0	1,401	0	4,118	4,118	0	0
BB1081270	CUMMING	GA		05/15/2023		0	0	252	0	0	252	0	1,582	1,582	0	0
BB1081300	PRINCETON	MN		05/15/2023		0	0	70	0	0	70	0	319	319	0	0
BB1078790	WEST SACRAMENTO	CA		05/11/2023		0	0	282	0	0	282	0	1,392	1,392	0	0
230403701	LOS FRESNOS	TX		05/18/2023		0	0	(17)	0	0	(17)	0	431	431	0	0
230402935	BALTIMORE	MD		05/12/2023		0	0	(64)	0	0	(64)	0	1,536	1,536	0	0
230396186	LAKE HAVASU CITY	AZ		05/18/2023		0	0	(18)	0	0	(18)	0	755	755	0	0
230302515	LENOIR CITY	TN		05/12/2023		0	0	(9)	0	0	(9)	0	305	305	0	0
230403230	BALTIMORE	MD		05/12/2023		0	0	(9)	0	0	(9)	0	217	217	0	0
230396160	LAKE HAVASU CITY	AZ		05/18/2023		0	0	(13)	0	0	(13)	0	573	573	0	0
230292641	BALTIMORE	MD		05/18/2023		0	0	(3)	0	0	(3)	0	88	88	0	0
230399792	COVINGTON	KY		05/12/2023		0	0	(10)	0	0	(10)	0	266	266	0	0

E02.166

STATEMENT AS OF JUNE 30, 2024 OF THE Reliance Standard Life Insurance Company

SCHEDULE B - PART 3

Showing All Mortgage Loans DISPOSED, Transferred or Repaid During the Current Quarter

1 Loan Number	2 Location		4 Loan Type	5 Date Acquired	6 Disposal Date	7 Book Value/ Recorded Investment Excluding Accrued Interest Prior Year	8 Change in Book Value/Recorded Investment					14 Book Value/ Recorded Investment Excluding Accrued Interest on Disposal	15 Consid- eration	16 Foreign Exchange Gain (Loss) on Disposal	17 Realized Gain (Loss) on Disposal	18 Total Gain (Loss) on Disposal
	2 City	3 State					8 Unrealized Valuation Increase/ (Decrease)	9 Current Year's (Amortization) /Accretion	10 Current Year's Other- Than- Temporary Impairment Recognized	11 Capitalized Deferred Interest and Other	12 Total Change in Book Value (8+9-10+11)					
230302911	SACRAMENTO	CA		05/12/2023		0	0	(17)	0	0	(17)	0	615	615	0	0
230300709	HIGH POINT	NC		05/12/2023		0	0	(24)	0	0	(24)	0	584	584	0	0
230301160	SEATTLE	WA		05/12/2023		0	0	(27)	0	0	(27)	0	977	977	0	0
230303422	WEST PALM BEACH	FL		05/12/2023		0	0	(18)	0	0	(18)	0	551	551	0	0
230394918	ALEDO	TX		05/12/2023		0	0	(45)	0	0	(45)	0	1,058	1,058	0	0
230303653	NEWARK	DE		05/12/2023		0	0	(13)	0	0	(13)	0	472	472	0	0
230292716	TUSCALOOSA	AL		05/18/2023		0	0	(9)	0	0	(9)	0	249	249	0	0
230300238	RAEFORD	NC		05/18/2023		0	0	(28)	0	0	(28)	0	706	706	0	0
230395584	MIAMI	FL		05/12/2023		0	0	(35)	0	0	(35)	0	833	833	0	0
230300360	CORDOVA	TN		05/12/2023		0	0	(18)	0	0	(18)	0	443	443	0	0
230394371	AIKEN	SC		05/18/2023		0	0	(6)	0	0	(6)	0	168	168	0	0
230403818	MURRIETA	CA		05/18/2023		0	0	(136)	0	0	(136)	0	3,621	3,621	0	0
230293938	BALTIMORE	MD		05/12/2023		0	0	(9)	0	0	(9)	0	226	226	0	0
230402604	SALINAS	CA		05/12/2023		0	0	(12)	0	0	(12)	0	961	961	0	0
230396343	BOYNTON BEACH	FL		05/12/2023		0	0	(11)	0	0	(11)	0	293	293	0	0
230397119	LORIS	SC		05/12/2023		0	0	(135)	0	0	(135)	0	4,024	4,024	0	0
230302341	COLUMBUS	OH		05/12/2023		0	0	(15)	0	0	(15)	0	533	533	0	0
230302622	WAREHAM	MA		05/12/2023		0	0	(62)	0	0	(62)	0	2,199	2,199	0	0
230401366	GYPSUM	CO		05/18/2023		0	0	(45)	0	0	(45)	0	1,267	1,267	0	0
230395295	MIAMI	FL		05/12/2023		0	0	(37)	0	0	(37)	0	1,003	1,003	0	0
230301905	KISSIMMEE	FL		05/12/2023		0	0	(15)	0	0	(15)	0	548	548	0	0
230294134	VIRGINIA BEACH	VA		05/12/2023		0	0	(14)	0	0	(14)	0	376	376	0	0
230300634	LAKE WORTH	FL		05/12/2023		0	0	(63)	0	0	(63)	0	2,251	2,251	0	0
230300550	LAKE GEORGE	NY		05/18/2023		0	0	(22)	0	0	(22)	0	535	535	0	0
230404931	FRUITLAND PARK	FL		05/18/2023		0	0	(15)	0	0	(15)	0	365	365	0	0
230303745	DENVER	CO		05/12/2023		0	0	(32)	0	0	(32)	0	1,131	1,131	0	0
230394769	DELRAY BEACH	FL		05/18/2023		0	0	(31)	0	0	(31)	0	876	876	0	0
230402976	WEST PALM BEACH	FL		05/18/2023		0	0	(35)	0	0	(35)	0	854	854	0	0
230395048	DELRAY BEACH	FL		05/18/2023		0	0	(34)	0	0	(34)	0	965	965	0	0
230404519	WESTBROOK	CT		05/18/2023		0	0	(71)	0	0	(71)	0	1,730	1,730	0	0
230402042	TUCSON	AZ		05/12/2023		0	0	(22)	0	0	(22)	0	538	538	0	0
230398729	PITTSBURGH	PA		05/18/2023		0	0	(7)	0	0	(7)	0	182	182	0	0
230399883	FEASTERVILLE TREVISE	PA		05/18/2023		0	0	(17)	0	0	(17)	0	418	418	0	0
230300345	MIAMI	FL		05/12/2023		0	0	(30)	0	0	(30)	0	726	726	0	0
230301111	HUFFMAN	TX		05/18/2023		0	0	(141)	0	0	(141)	0	4,379	4,379	0	0
230397721	HUNTINGTON BEACH	CA		05/12/2023		0	0	(32)	0	0	(32)	0	2,601	2,601	0	0
230403487	TROPHY CLUB	TX		05/18/2023		0	0	(35)	0	0	(35)	0	855	855	0	0
230399644	BALTIMORE	MD		05/12/2023		0	0	(12)	0	0	(12)	0	321	321	0	0
230300964	MIRAMAR	FL		05/12/2023		0	0	(11)	0	0	(11)	0	346	346	0	0
230300527	ELIZABETH	NJ		05/12/2023		0	0	(44)	0	0	(44)	0	1,077	1,077	0	0
230300782	CLEVELAND HEIGHTS	OH		05/12/2023		0	0	(9)	0	0	(9)	0	337	337	0	0
230189391	KANEHOE	HI		05/18/2023		0	0	(142)	0	0	(142)	0	3,783	3,783	0	0
230405383	KISSIMMEE	FL		05/18/2023		0	0	(37)	0	0	(37)	0	985	985	0	0
230301038	WILMINGTON	NC		05/12/2023		0	0	(25)	0	0	(25)	0	610	610	0	0
230303190	CINCINNATI	OH		05/12/2023		0	0	(17)	0	0	(17)	0	604	604	0	0
221102197	HUGHESVILLE	MD		05/12/2023		0	0	(1,026)	0	0	(1,026)	0	31,893	31,893	0	0
230405060	ODDIE	FL		05/18/2023		0	0	(71)	0	0	(71)	0	1,780	1,780	0	0
230401150	DAYTON	OH		05/12/2023		0	0	(22)	0	0	(22)	0	548	548	0	0
230303646	HALTOM CITY	TX		05/12/2023		0	0	(11)	0	0	(11)	0	395	395	0	0
230401226	TALLAHASSEE	FL		05/18/2023		0	0	(9)	0	0	(9)	0	215	215	0	0
230400178	LAUDERHILL	FL		05/12/2023		0	0	(23)	0	0	(23)	0	824	824	0	0

E02.167

STATEMENT AS OF JUNE 30, 2024 OF THE Reliance Standard Life Insurance Company

SCHEDULE B - PART 3

Showing All Mortgage Loans DISPOSED, Transferred or Repaid During the Current Quarter

1 Loan Number	2 Location		4 Loan Type	5 Date Acquired	6 Disposal Date	7 Book Value/ Recorded Investment Excluding Accrued Interest Prior Year	8 Change in Book Value/Recorded Investment					14 Book Value/ Recorded Investment Excluding Accrued Interest on Disposal	15 Consid- eration	16 Foreign Exchange Gain (Loss) on Disposal	17 Realized Gain (Loss) on Disposal	18 Total Gain (Loss) on Disposal
	2 City	3 State					8 Unrealized Valuation Increase/ (Decrease)	9 Current Year's (Amortization) /Accretion	10 Current Year's Other- Than- Temporary Impairment Recognized	11 Capitalized Deferred Interest and Other	12 Total Change in Book Value (8+9-10+11)					
230398604	JOHNSON CITY	TN		05/12/2023		0	0	(12)	0	0	(12)	0	359	359	0	0
230189359	KAILUA	HI		05/12/2023		0	0	(175)	0	0	(175)	0	4,762	4,762	0	0
230402281	WASHINGTON	DC		05/12/2023		0	0	(60)	0	0	(60)	0	1,470	1,470	0	0
230395840	HOUSTON	TX		05/18/2023		0	0	(12)	0	0	(12)	0	323	323	0	0
230395071	JACKSONVILLE	FL		05/18/2023		0	0	(9)	0	0	(9)	0	240	240	0	0
230401358	MIAMI BEACH	FL		05/18/2023		0	0	(18)	0	0	(18)	0	442	442	0	0
230405987	WASHINGTON	DC		05/18/2023		0	0	(85)	0	0	(85)	0	2,257	2,257	0	0
230401846	LA PLATA	MD		05/18/2023		0	0	(21)	0	0	(21)	0	516	516	0	0
230396053	FORT MYERS	FL		05/12/2023		0	0	(15)	0	0	(15)	0	430	430	0	0
230300105	GATLINBURG	TN		05/18/2023		0	0	(21)	0	0	(21)	0	921	921	0	0
230405011	SPRING HILL	FL		05/12/2023		0	0	(25)	0	0	(25)	0	606	606	0	0
230401283	CHARLOTTE	NC		05/18/2023		0	0	(20)	0	0	(20)	0	496	496	0	0
230403479	CONROE	TX		05/18/2023		0	0	(19)	0	0	(19)	0	462	462	0	0
230395030	DELRAY BEACH	FL		05/18/2023		0	0	(34)	0	0	(34)	0	962	962	0	0
000018902	STATESVILLE	NC		05/25/2023		0	0	(9)	0	0	(9)	0	310	310	0	0
000019167	GREENTOWN	PA		05/25/2023		0	0	(9)	0	0	(9)	0	342	342	0	0
000018995	MOUNT VERNON	WA		05/25/2023		0	0	(21)	0	0	(21)	0	855	855	0	0
000018897	ROCKFORD	IL		05/25/2023		0	0	(6)	0	0	(6)	0	231	231	0	0
000019125	APOPKA	FL		05/25/2023		0	0	(9)	0	0	(9)	0	343	343	0	0
000019130	LAKELAND	FL		05/25/2023		0	0	(10)	0	0	(10)	0	384	384	0	0
000019637	MARTINSVILLE	VA		05/25/2023		0	0	(11)	0	0	(11)	0	431	431	0	0
000018464	KANNAPOLIS	NC		05/25/2023		0	0	(10)	0	0	(10)	0	400	400	0	0
000019488	MILLERSVILLE	MD		05/25/2023		0	0	(16)	0	0	(16)	0	612	612	0	0
000019465	LAS VEGAS	NV		05/25/2023		0	0	(22)	0	0	(22)	0	894	894	0	0
000019223	YUMA	AZ		05/25/2023		0	0	(10)	0	0	(10)	0	381	381	0	0
000019470	SAN DIEGO	CA		05/25/2023		0	0	(37)	0	0	(37)	0	1,500	1,500	0	0
000019116	WEIHAHITCHKA	FL		05/25/2023		0	0	(11)	0	0	(11)	0	434	434	0	0
000019218	NEW SMYRNA BEACH	FL		05/25/2023		0	0	(20)	0	0	(20)	0	809	809	0	0
000018929	ROCKFORD	IL		05/25/2023		0	0	(9)	0	0	(9)	0	350	350	0	0
000019093	TOWSON	MD		05/25/2023		0	0	(29)	0	0	(29)	0	1,168	1,168	0	0
000019023	MORROW	GA		05/25/2023		0	0	(20)	0	0	(20)	0	785	785	0	0
000019391	HAGERSTOWN	MD		05/25/2023		0	0	(11)	0	0	(11)	0	411	411	0	0
000019316	SAN FRANCISCO	CA		05/25/2023		0	0	(38)	0	0	(38)	0	1,533	1,533	0	0
000019232	TUJUNGA	CA		05/25/2023		0	0	(32)	0	0	(32)	0	1,326	1,326	0	0
000018618	PHILADELPHIA	PA		05/25/2023		0	0	(18)	0	0	(18)	0	669	669	0	0
000019269	PHOENIX	AZ		05/25/2023		0	0	(21)	0	0	(21)	0	851	851	0	0
000019055	PEPPER PIKE	OH		05/25/2023		0	0	(48)	0	0	(48)	0	1,966	1,966	0	0
000018803	MONTGOMERY	TX		05/25/2023		0	0	(16)	0	0	(16)	0	639	639	0	0
000019068	SANTA ROSA BEACH	FL		05/25/2023		0	0	(63)	0	0	(63)	0	2,633	2,633	0	0
000018607	OXFORD	GA		05/25/2023		0	0	(25)	0	0	(25)	0	1,015	1,015	0	0
000018240	SILVER SPRING	MD		05/25/2023		0	0	(23)	0	0	(23)	0	813	813	0	0
000019138	SURPRISE	AZ		05/25/2023		0	0	(15)	0	0	(15)	0	597	597	0	0
000019222	FLORENCE	AZ		05/25/2023		0	0	(63)	0	0	(63)	0	2,448	2,448	0	0
000019249	CYPRESS	TX		05/25/2023		0	0	(21)	0	0	(21)	0	843	843	0	0
000019161	BENTON	AR		05/25/2023		0	0	(18)	0	0	(18)	0	719	719	0	0
000019040	BAYVILLE	NJ		05/25/2023		0	0	(27)	0	0	(27)	0	1,101	1,101	0	0
000019180	EASLEY	SC		05/25/2023		0	0	(88)	0	0	(88)	0	3,413	3,413	0	0
000019109	ALLENTOWN	PA		05/25/2023		0	0	(9)	0	0	(9)	0	318	318	0	0
000019203	EAST HARTFORD	CT		05/25/2023		0	0	(11)	0	0	(11)	0	435	435	0	0
000018985	MIRAMAR	FL		05/25/2023		0	0	(17)	0	0	(17)	0	692	692	0	0
000019482	SCOTTSDALE	AZ		05/25/2023		0	0	(75)	0	0	(75)	0	3,140	3,140	0	0

E02.168

STATEMENT AS OF JUNE 30, 2024 OF THE Reliance Standard Life Insurance Company

SCHEDULE B - PART 3

Showing All Mortgage Loans DISPOSED, Transferred or Repaid During the Current Quarter

1 Loan Number	2 Location		4 Loan Type	5 Date Acquired	6 Disposal Date	7 Book Value/ Recorded Investment Excluding Accrued Interest Prior Year	8 Change in Book Value/Recorded Investment					14 Book Value/ Recorded Investment Excluding Accrued Interest on Disposal	15 Consid- eration	16 Foreign Exchange Gain (Loss) on Disposal	17 Realized Gain (Loss) on Disposal	18 Total Gain (Loss) on Disposal
	2 City	3 State					8 Unrealized Valuation Increase/ (Decrease)	9 Current Year's (Amortization) /Accretion	10 Current Year's Other- Than- Temporary Impairment Recognized	11 Capitalized Deferred Interest and Other	12 Total Change in Book Value (8+9-10+11)					
000018701	PASSAIC	NJ		05/25/2023		0	0	(14)	0	0	(14)	0	553	553	0	0
000019454	PHOENIX	AZ		05/25/2023		0	0	(14)	0	0	(14)	0	554	554	0	0
000018938	CENTER POINT	AL		05/25/2023		0	0	(8)	0	0	(8)	0	281	281	0	0
000019328	WINTER SPRINGS	FL		05/25/2023		0	0	(10)	0	0	(10)	0	381	381	0	0
000018403	BOCA RATON	FL		05/25/2023		0	0	(26,664)	0	0	(26,664)	0	1,096,421	1,096,421	0	0
000019110	ELK GROVE	CA		05/25/2023		0	0	(18)	0	0	(18)	0	735	735	0	0
000019207	TAUNTON	MA		05/25/2023		0	0	(16)	0	0	(16)	0	651	651	0	0
000019082	KATY	TX		05/25/2023		0	0	(17)	0	0	(17)	0	677	677	0	0
000018696	MIAMI	FL		05/25/2023		0	0	(19)	0	0	(19)	0	770	770	0	0
000018724	NORTH MIAMI	FL		05/25/2023		0	0	(14)	0	0	(14)	0	547	547	0	0
000018673	SARASOTA	FL		05/25/2023		0	0	(12)	0	0	(12)	0	459	459	0	0
000018797	FULSHEAR	TX		05/25/2023		0	0	(27)	0	0	(27)	0	1,081	1,081	0	0
000019463	BROOMFIELD	CO		05/25/2023		0	0	(65)	0	0	(65)	0	2,668	2,668	0	0
000019384	SWANTON	MD		05/25/2023		0	0	(52)	0	0	(52)	0	2,142	2,142	0	0
000019030	FONTANA	CA		05/25/2023		0	0	(21)	0	0	(21)	0	836	836	0	0
000018578	DORAL	FL		05/25/2023		0	0	(18)	0	0	(18)	0	734	734	0	0
000019379	OCFEE	FL		05/25/2023		0	0	(7,557)	0	0	(7,557)	0	298,076	298,076	0	0
000019407	OROVILLE	CA		05/25/2023		0	0	(13)	0	0	(13)	0	521	521	0	0
000019258	HUNTINGTON BEACH	CA		05/25/2023		0	0	(67)	0	0	(67)	0	2,802	2,802	0	0
000019053	JACKSONVILLE	FL		05/25/2023		0	0	(51)	0	0	(51)	0	1,897	1,897	0	0
000019202	NORTH LAUDERDALE	FL		05/25/2023		0	0	(16)	0	0	(16)	0	555	555	0	0
000019570	WAIKALOA	HI		05/25/2023		0	0	(10)	0	0	(10)	0	396	396	0	0
000018322	DORAL	FL		05/25/2023		0	0	(33)	0	0	(33)	0	1,352	1,352	0	0
000019388	MERIDIAN	ID		05/25/2023		0	0	(12)	0	0	(12)	0	469	469	0	0
000019039	HINESVILLE	GA		05/25/2023		0	0	(73)	0	0	(73)	0	2,677	2,677	0	0
000019165	YUCCA VALLEY	CA		05/25/2023		0	0	(20)	0	0	(20)	0	805	805	0	0
000019239	SMYRNA	GA		05/25/2023		0	0	(49)	0	0	(49)	0	1,997	1,997	0	0
000018541	GARDINER	ME		05/25/2023		0	0	(6)	0	0	(6)	0	375	375	0	0
000018565	OKLAHOMA CITY	OK		05/25/2023		0	0	(15)	0	0	(15)	0	538	538	0	0
000019113	MIAMI	FL		05/25/2023		0	0	(20)	0	0	(20)	0	810	810	0	0
000018891	COTTONWOOD	CA		05/25/2023		0	0	(12)	0	0	(12)	0	474	474	0	0
000019351	SAN ANTONIO	TX		05/25/2023		0	0	(20)	0	0	(20)	0	780	780	0	0
000019015	MIAMI	FL		05/25/2023		0	0	(11)	0	0	(11)	0	436	436	0	0
000019467	CASTAIC	CA		05/25/2023		0	0	(44)	0	0	(44)	0	1,806	1,806	0	0
000019099	WHITTIER	CA		05/25/2023		0	0	(97)	0	0	(97)	0	4,051	4,051	0	0
000018872	ADELANTO	CA		05/25/2023		0	0	(11)	0	0	(11)	0	441	441	0	0
000019229	LAS VEGAS	NV		05/25/2023		0	0	(14)	0	0	(14)	0	561	561	0	0
000019504	WILTON	CA		05/25/2023		0	0	(49)	0	0	(49)	0	2,023	2,023	0	0
000018597	CLINTON	MA		05/25/2023		0	0	(10)	0	0	(10)	0	390	390	0	0
000018746	VANCOUVER	WA		05/25/2023		0	0	(31)	0	0	(31)	0	1,262	1,262	0	0
000019192	DOTHAN	AL		05/25/2023		0	0	(79)	0	0	(79)	0	3,142	3,142	0	0
000018968	WASHOE VALLEY	NV		05/25/2023		0	0	(36)	0	0	(36)	0	1,491	1,491	0	0
000019187	HENDERSON	NV		05/25/2023		0	0	(8)	0	0	(8)	0	292	292	0	0
000018796	BALTIMORE	MD		05/25/2023		0	0	(7)	0	0	(7)	0	255	255	0	0
000019168	MIAMI	FL		05/25/2023		0	0	(16)	0	0	(16)	0	649	649	0	0
000019429	WEST JORDAN	UT		05/25/2023		0	0	(99)	0	0	(99)	0	3,942	3,942	0	0
000018456	FALLING WATERS	WV		05/25/2023		0	0	(8)	0	0	(8)	0	295	295	0	0
000019466	KANSAS CITY	MO		05/25/2023		0	0	(7)	0	0	(7)	0	244	244	0	0
000019196	WINDERMERE	FL		05/25/2023		0	0	(13)	0	0	(13)	0	488	488	0	0
000019038	PORT ST LUCIE	FL		05/25/2023		0	0	(15)	0	0	(15)	0	589	589	0	0
000019387	LOVELAND	CO		05/25/2023		0	0	(11)	0	0	(11)	0	450	450	0	0

E02.169

STATEMENT AS OF JUNE 30, 2024 OF THE Reliance Standard Life Insurance Company

SCHEDULE B - PART 3

Showing All Mortgage Loans DISPOSED, Transferred or Repaid During the Current Quarter

1 Loan Number	2 Location		4 Loan Type	5 Date Acquired	6 Disposal Date	7 Book Value/ Recorded Investment Excluding Accrued Interest Prior Year	8 Change in Book Value/Recorded Investment					14 Book Value/ Recorded Investment Excluding Accrued Interest on Disposal	15 Consid- eration	16 Foreign Exchange Gain (Loss) on Disposal	17 Realized Gain (Loss) on Disposal	18 Total Gain (Loss) on Disposal
	2 City	3 State					8 Unrealized Valuation Increase/ (Decrease)	9 Current Year's (Amortization) /Accretion	10 Current Year's Other- Than- Temporary Impairment Recognized	11 Capitalized Deferred Interest and Other	12 Total Change in Book Value (8+9-10+11)					
000019001	INVERNESS	FL		05/25/2023		0	0	(7)	0	0	(7)	0	269	269	0	0
000019331	SACRAMENTO	CA		05/25/2023		0	0	(10)	0	0	(10)	0	358	358	0	0
000019107	WAXHAW	NC		05/25/2023		0	0	(48)	0	0	(48)	0	1,986	1,986	0	0
000018862	NORTH PLAINFIELD	NJ		05/25/2023		0	0	(16)	0	0	(16)	0	653	653	0	0
000019135	LAKELAND	FL		05/25/2023		0	0	(13)	0	0	(13)	0	508	508	0	0
000019368	TAMPA	FL		05/25/2023		0	0	(105)	0	0	(105)	0	4,278	4,278	0	0
000019531	PHOENIX	AZ		05/25/2023		0	0	(12)	0	0	(12)	0	464	464	0	0
000019010	EGG HARBOR TOWNSHIP	NJ		05/25/2023		0	0	(16)	0	0	(16)	0	622	622	0	0
000018261	PHILADELPHIA	PA		05/25/2023		0	0	(8)	0	0	(8)	0	285	285	0	0
000019549	RAMSEY	NJ		05/25/2023		0	0	(14)	0	0	(14)	0	526	526	0	0
000019624	ELOY	AZ		05/25/2023		0	0	(23)	0	0	(23)	0	943	943	0	0
000019233	LAS VEGAS	NV		05/25/2023		0	0	(13)	0	0	(13)	0	522	522	0	0
000019354	PHILADELPHIA	PA		05/25/2023		0	0	(8)	0	0	(8)	0	295	295	0	0
0V3419043	BUDD LAKE	NJ		05/31/2023		0	0	(18)	0	0	(18)	0	581	581	0	0
0V0820859	PANAMA CITY BEACH	FL		05/31/2023		0	0	(56)	0	0	(56)	0	1,280	1,280	0	0
0V3399328	ELSMERE	KY		05/31/2023		0	0	(2)	0	0	(2)	0	325	325	0	0
0V3406869	READING	PA		05/31/2023		0	0	(7)	0	0	(7)	0	303	303	0	0
230403255	DAVENPORT	FL		05/30/2023		0	0	(22)	0	0	(22)	0	581	581	0	0
230300121	DETROIT	MI		05/30/2023		0	0	(17)	0	0	(17)	0	437	437	0	0
230401812	DALLAS	TX		05/30/2023		0	0	(12)	0	0	(12)	0	441	441	0	0
230404022	DAVENPORT	FL		05/30/2023		0	0	(28)	0	0	(28)	0	721	721	0	0
230405466	SAVANNAH	GA		05/30/2023		0	0	(16)	0	0	(16)	0	595	595	0	0
230397309	HOUSTON	TX		05/30/2023		0	0	(15)	0	0	(15)	0	504	504	0	0
230403982	BARSTOW	CA		05/30/2023		0	0	(23)	0	0	(23)	0	585	585	0	0
230300576	LELAND	NC		05/30/2023		0	0	(19)	0	0	(19)	0	630	630	0	0
230406589	KANSAS CITY	MO		05/30/2023		0	0	(7)	0	0	(7)	0	259	259	0	0
230401515	DAYTON	OH		05/30/2023		0	0	(14)	0	0	(14)	0	372	372	0	0
230404659	BALTIMORE	MD		05/30/2023		0	0	(9)	0	0	(9)	0	312	312	0	0
230406506	ROUND ROCK	TX		05/30/2023		0	0	(18)	0	0	(18)	0	637	637	0	0
230402026	MIAMI GARDENS	FL		05/30/2023		0	0	(18)	0	0	(18)	0	648	648	0	0
230404717	LOCK HAVEN	PA		05/30/2023		0	0	(4)	0	0	(4)	0	161	161	0	0
230405441	SARASOTA	FL		05/30/2023		0	0	(20)	0	0	(20)	0	736	736	0	0
230401929	SAINT JAMES CITY	FL		05/30/2023		0	0	(29)	0	0	(29)	0	1,067	1,067	0	0
230406498	FRESNO	CA		05/30/2023		0	0	(10)	0	0	(10)	0	353	353	0	0
230399586	PITTSBURGH	PA		05/30/2023		0	0	(15)	0	0	(15)	0	377	377	0	0
230405847	CLEARWATER	FL		05/30/2023		0	0	(26)	0	0	(26)	0	931	931	0	0
230397580	CALIFORNIA	MD		05/30/2023		0	0	(32)	0	0	(32)	0	817	817	0	0
230403164	TOWNSHIP OF LITTLE EGG HARBOR	NJ		05/30/2023		0	0	(77)	0	0	(77)	0	1,997	1,997	0	0
230404204	CATAWBA	NC		05/30/2023		0	0	(5)	0	0	(5)	0	190	190	0	0
230402349	ORLANDO	FL		05/30/2023		0	0	(26)	0	0	(26)	0	677	677	0	0
230405045	PHILADELPHIA	PA		05/30/2023		0	0	(9)	0	0	(9)	0	309	309	0	0
230404980	ALBURN	GA		05/30/2023		0	0	(21)	0	0	(21)	0	747	747	0	0
230403289	PANAMA CITY BEACH	FL		05/30/2023		0	0	(27)	0	0	(27)	0	701	701	0	0
230405540	RIVER VALE	NJ		05/30/2023		0	0	(86)	0	0	(86)	0	3,131	3,131	0	0
230404295	SAINT LOUIS	MO		05/30/2023		0	0	(11)	0	0	(11)	0	362	362	0	0
230403347	MYRTLE BEACH	SC		05/30/2023		0	0	(18)	0	0	(18)	0	456	456	0	0
230406290	SAINT CLOUD	FL		05/30/2023		0	0	(23)	0	0	(23)	0	848	848	0	0
230406555	LAKE ARROWHEAD	CA		05/30/2023		0	0	(34)	0	0	(34)	0	1,226	1,226	0	0
0V3405924	ELIZABETH	NJ		05/31/2023		0	0	(51)	0	0	(51)	0	976	976	0	0
0V3374946	MILWAUKEE	WI		05/31/2023		0	0	3	0	0	3	0	214	214	0	0
0V3325494	MIRAMAR BEACH	FL		05/31/2023		0	0	116	0	0	116	0	1,608	1,608	0	0

STATEMENT AS OF JUNE 30, 2024 OF THE Reliance Standard Life Insurance Company

SCHEDULE B - PART 3

Showing All Mortgage Loans DISPOSED, Transferred or Repaid During the Current Quarter

1 Loan Number	2 Location		4 Loan Type	5 Date Acquired	6 Disposal Date	7 Book Value/ Recorded Investment Excluding Accrued Interest Prior Year	8 Change in Book Value/Recorded Investment						14 Book Value/ Recorded Investment Excluding Accrued Interest on Disposal	15 Consid- eration	16 Foreign Exchange Gain (Loss) on Disposal	17 Realized Gain (Loss) on Disposal	18 Total Gain (Loss) on Disposal
	2 City	3 State					8 Unrealized Valuation Increase/ (Decrease)	9 Current Year's (Amortization) /Accretion	10 Current Year's Other- Than- Temporary Impairment Recognized	11 Capitalized Deferred Interest and Other	12 Total Change in Book Value (8+9-10+11)	13 Total Foreign Exchange Change in Book Value					
0V3326770	MIRAMAR BEACH	FL		05/31/2023		0	0	.68	0	0	0	.68	0	1,270	1,270	0	0
0V3236844	NORTH POLE	AK		05/31/2023		0	0	364	0	0	0	364	0	2,454	2,454	0	0
0V3332473	SUN CITY WEST	AZ		05/31/2023		0	0	112	0	0	0	112	0	2,053	2,053	0	0
0V3405920	CUDAHY	WI		05/31/2023		0	0	(8)	0	0	0	(8)	0	602	602	0	0
0V3327833	SURPRISE	AZ		05/31/2023		0	0	.76	0	0	0	.76	0	1,519	1,519	0	0
0V3373860	TYLER	TX		05/31/2023		0	0	.60	0	0	0	.60	0	772	772	0	0
0V3322146	HOMOSASSA	FL		05/31/2023		0	0	.77	0	0	0	.77	0	1,300	1,300	0	0
0V3362946	MCDONOUGH	GA		05/31/2023		0	0	.11	0	0	0	.11	0	453	453	0	0
0V3325525	EAGLE MOUNTAIN	UT		05/31/2023		0	0	111	0	0	0	111	0	2,135	2,135	0	0
0V3368445	ATWATER	CA		05/31/2023		0	0	(10)	0	0	0	(10)	0	203	203	0	0
0V3433695	LYONS	IL		05/31/2023		0	0	(14)	0	0	0	(14)	0	375	375	0	0
0V3323808	FOLEY	AL		05/31/2023		0	0	.49	0	0	0	.49	0	1,089	1,089	0	0
0V3343206	MERCED	CA		05/31/2023		0	0	.457	0	0	0	.457	0	54,330	54,330	0	0
0V3324599	DAVENPORT	FL		05/31/2023		0	0	.38	0	0	0	.38	0	923	923	0	0
0V3318274	MINERAL BLUFF	GA		05/31/2023		0	0	.71	0	0	0	.71	0	1,141	1,141	0	0
0V3366006	PHILADELPHIA	PA		05/31/2023		0	0	(10)	0	0	0	(10)	0	852	852	0	0
230293060	MIDWAY PARK	NC		06/02/2023		0	0	(14)	0	0	0	(14)	0	504	504	0	0
230507261	ATLANTA	GA		06/02/2023		0	0	(14)	0	0	0	(14)	0	490	490	0	0
230402232	DALLAS	TX		06/02/2023		0	0	(11)	0	0	0	(11)	0	402	402	0	0
230404212	WASHINGTON	DC		06/02/2023		0	0	(31)	0	0	0	(31)	0	1,109	1,109	0	0
230406373	ANDERSON	SC		06/02/2023		0	0	(8)	0	0	0	(8)	0	275	275	0	0
230405656	BALTIMORE	MD		06/02/2023		0	0	(6)	0	0	0	(6)	0	198	198	0	0
230401861	OCALA	FL		06/02/2023		0	0	(12)	0	0	0	(12)	0	452	452	0	0
230509333	CLEVELAND	OH		06/02/2023		0	0	(6)	0	0	0	(6)	0	206	206	0	0
230300212	BALTIMORE	MD		06/02/2023		0	0	(6)	0	0	0	(6)	0	188	188	0	0
230406332	FORT LAUDERDALE	FL		06/02/2023		0	0	(6)	0	0	0	(6)	0	219	219	0	0
230405615	SALISBURY	MD		06/02/2023		0	0	(9)	0	0	0	(9)	0	313	313	0	0
230507824	DAVENPORT	FL		06/02/2023		0	0	(14)	0	0	0	(14)	0	494	494	0	0
230508541	PHILADELPHIA	PA		06/02/2023		0	0	(4)	0	0	0	(4)	0	162	162	0	0
230406043	OAK BLUFFS	MA		06/02/2023		0	0	(93)	0	0	0	(93)	0	3,362	3,362	0	0
230405326	LOS ALAMITOS	CA		06/02/2023		0	0	(74)	0	0	0	(74)	0	2,698	2,698	0	0
230405706	INDIANAPOLIS	IN		06/02/2023		0	0	(14)	0	0	0	(14)	0	496	496	0	0
230404725	KISSIMEE	FL		06/02/2023		0	0	(27)	0	0	0	(27)	0	982	982	0	0
230402539	ATLANTA	GA		06/02/2023		0	0	(23)	0	0	0	(23)	0	845	845	0	0
230404469	DUNN	NC		06/02/2023		0	0	(23)	0	0	0	(23)	0	820	820	0	0
230300089	MILILANI	HI		06/02/2023		0	0	(43)	0	0	0	(43)	0	1,544	1,544	0	0
230402174	NORFOLK	VA		06/02/2023		0	0	(7)	0	0	0	(7)	0	239	239	0	0
230407066	MAITLAND	FL		06/02/2023		0	0	(5)	0	0	0	(5)	0	173	173	0	0
230403172	CLARKSVILLE	TN		06/02/2023		0	0	(9)	0	0	0	(9)	0	328	328	0	0
230405649	BALTIMORE	MD		06/02/2023		0	0	(4)	0	0	0	(4)	0	140	140	0	0
230405433	PHOENIX	AZ		06/02/2023		0	0	(34)	0	0	0	(34)	0	1,225	1,225	0	0
230508293	FORT LAUDERDALE	FL		06/02/2023		0	0	(133)	0	0	0	(133)	0	4,813	4,813	0	0
230401903	BALTIMORE	MD		06/02/2023		0	0	(6)	0	0	0	(6)	0	227	227	0	0
230402414	LAKELAND	FL		06/02/2023		0	0	(15)	0	0	0	(15)	0	458	458	0	0
230403412	KISSIMEE	FL		06/02/2023		0	0	(15)	0	0	0	(15)	0	560	560	0	0
230507782	DAYTON	KY		06/02/2023		0	0	(7)	0	0	0	(7)	0	238	238	0	0
230405342	DOVER	DE		06/02/2023		0	0	(14)	0	0	0	(14)	0	520	520	0	0
230402877	CORPUS CHRISTI	TX		06/02/2023		0	0	(9)	0	0	0	(9)	0	339	339	0	0
230507998	CICERO	IL		06/02/2023		0	0	(6)	0	0	0	(6)	0	215	215	0	0
230300899	HENRICO	VA		06/02/2023		0	0	(10)	0	0	0	(10)	0	346	346	0	0
230403594	ODENTON	MD		06/02/2023		0	0	(17)	0	0	0	(17)	0	615	615	0	0

E02.171

STATEMENT AS OF JUNE 30, 2024 OF THE Reliance Standard Life Insurance Company

SCHEDULE B - PART 3

Showing All Mortgage Loans DISPOSED, Transferred or Repaid During the Current Quarter

1 Loan Number	2 Location		4 Loan Type	5 Date Acquired	6 Disposal Date	7 Book Value/ Recorded Investment Excluding Accrued Interest Prior Year	8 Change in Book Value/Recorded Investment						14 Book Value/ Recorded Investment Excluding Accrued Interest on Disposal	15 Consid- eration	16 Foreign Exchange Gain (Loss) on Disposal	17 Realized Gain (Loss) on Disposal	18 Total Gain (Loss) on Disposal
	2 City	3 State					8 Unrealized Valuation Increase/ (Decrease)	9 Current Year's (Amortization) /Accretion	10 Current Year's Other- Than- Temporary Impairment Recognized	11 Capitalized Deferred Interest and Other	12 Total Change in Book Value (8+9-10+11)	13 Total Foreign Exchange Change in Book Value					
230399057	PALMETTO	FL		.06/02/2023		0	0	(8)	0	0	0	(8)	0	276	276	0	0
230405755	MIAMI BEACH	FL		.06/02/2023		0	0	(20)	0	0	0	(20)	0	734	734	0	0
230403776	MYRTLE BEACH	SC		.06/02/2023		0	0	(17)	0	0	0	(17)	0	530	530	0	0
230401317	CLINTON	CT		.06/02/2023		0	0	(25)	0	0	0	(25)	0	894	894	0	0
230403248	CAPE CORAL	FL		.06/02/2023		0	0	(21)	0	0	0	(21)	0	755	755	0	0
230300824	OKLAHOMA CITY	OK		.06/02/2023		0	0	(7)	0	0	0	(7)	0	271	271	0	0
230406878	CLAREMONT	CA		.06/02/2023		0	0	(39)	0	0	0	(39)	0	1,404	1,404	0	0
230403529	UNION	NJ		.06/02/2023		0	0	(21)	0	0	0	(21)	0	752	752	0	0
230405730	HIGHLAND	IN		.06/02/2023		0	0	(20)	0	0	0	(20)	0	634	634	0	0
231020874	POIHHATAN	VA		.06/05/2023		0	0	(12)	0	0	0	(12)	0	709	709	0	0
231020995	SAN DIEGO	CA		.06/05/2023		0	0	(53)	0	0	0	(53)	0	3,011	3,011	0	0
231020697	PALM BEACH GARDENS	FL		.06/05/2023		0	0	(25)	0	0	0	(25)	0	1,469	1,469	0	0
231020824	KNOXVILLE	TN		.06/05/2023		0	0	(40)	0	0	0	(40)	0	2,396	2,396	0	0
231020631	NORCROSS	GA		.06/05/2023		0	0	(11)	0	0	0	(11)	0	598	598	0	0
231020946	YORBA LINDA	CA		.06/05/2023		0	0	(46)	0	0	0	(46)	0	2,764	2,764	0	0
231021044	STATESBORO	GA		.06/05/2023		0	0	(22)	0	0	0	(22)	0	1,276	1,276	0	0
231021140	FRESNO	CA		.06/05/2023		0	0	(18)	0	0	0	(18)	0	1,013	1,013	0	0
231021184	GILBOA	NY		.06/05/2023		0	0	(4)	0	0	0	(4)	0	215	215	0	0
231020612	PORT SAINT JOE	FL		.06/05/2023		0	0	(16)	0	0	0	(16)	0	926	926	0	0
231021063	MYRTLE BEACH	SC		.06/05/2023		0	0	(21)	0	0	0	(21)	0	1,229	1,229	0	0
231020908	CHARLOTTE	NC		.06/05/2023		0	0	(23)	0	0	0	(23)	0	1,319	1,319	0	0
231021198	SALT LAKE CITY	UT		.06/05/2023		0	0	(11)	0	0	0	(11)	0	650	650	0	0
231020913	PANAMA CITY BEACH	FL		.06/05/2023		0	0	(11)	0	0	0	(11)	0	581	581	0	0
231020935	SARASOTA	FL		.06/05/2023		0	0	(5)	0	0	0	(5)	0	270	270	0	0
231021231	GRANDVIEW	MO		.06/05/2023		0	0	(7)	0	0	0	(7)	0	351	351	0	0
231021229	MODESTO	CA		.06/05/2023		0	0	(73)	0	0	0	(73)	0	4,431	4,431	0	0
231020808	PALM BEACH GARDENS	FL		.06/05/2023		0	0	(215)	0	0	0	(215)	0	11,618	11,618	0	0
231021427	LAS VEGAS	NV		.06/05/2023		0	0	(776)	0	0	0	(776)	0	46,335	46,335	0	0
231021056	FORNEY	TX		.06/05/2023		0	0	(3,173)	0	0	0	(3,173)	0	181,921	181,921	0	0
231021078	NAPERVILLE	IL		.06/05/2023		0	0	(21)	0	0	0	(21)	0	1,214	1,214	0	0
231020960	LONGBOAT KEY	FL		.06/05/2023		0	0	(56)	0	0	0	(56)	0	3,218	3,218	0	0
231020392	DAVIE	FL		.06/05/2023		0	0	(27)	0	0	0	(27)	0	1,627	1,627	0	0
231020888	MONROE	CT		.06/05/2023		0	0	(1,033)	0	0	0	(1,033)	0	57,536	57,536	0	0
231020887	STAMFORD	CT		.06/05/2023		0	0	(21)	0	0	0	(21)	0	1,225	1,225	0	0
231020568	DELRIAN	NJ		.06/05/2023		0	0	(7)	0	0	0	(7)	0	399	399	0	0
231021006	CHANDLER	AZ		.06/05/2023		0	0	(17)	0	0	0	(17)	0	990	990	0	0
231021069	RENO	NV		.06/05/2023		0	0	(5)	0	0	0	(5)	0	226	226	0	0
231020864	LAFAYETTE	LA		.06/05/2023		0	0	(29)	0	0	0	(29)	0	1,717	1,717	0	0
231021149	DENTON	TX		.06/05/2023		0	0	(20)	0	0	0	(20)	0	1,161	1,161	0	0
231021052	KISSIMMEE	FL		.06/05/2023		0	0	(41)	0	0	0	(41)	0	2,372	2,372	0	0
BB1084140	STREETSBORO	OH		.06/16/2023		0	0	87	0	0	0	87	0	971	971	0	0
BB1084080	CONWAY	AR		.06/16/2023		0	0	136	0	0	0	136	0	1,034	1,034	0	0
023040099	BLUFFTON	SC		.06/08/2023		0	0	(15)	0	0	0	(15)	0	1,791	1,791	0	0
230406167	DETROIT	MI		.06/09/2023		0	0	(9)	0	0	0	(9)	0	301	301	0	0
230406910	DAVENPORT	FL		.06/09/2023		0	0	(18)	0	0	0	(18)	0	623	623	0	0
023040006	PARADISE VALLEY	AZ		.06/08/2023		0	0	(17)	0	0	0	(17)	0	2,056	2,056	0	0
230402810	ORLANDO	FL		.06/09/2023		0	0	(12)	0	0	0	(12)	0	647	647	0	0
230508079	HOUSTON	TX		.06/09/2023		0	0	(10)	0	0	0	(10)	0	346	346	0	0
230405250	MELBOURNE	FL		.06/09/2023		0	0	(14)	0	0	0	(14)	0	474	474	0	0
230404048	GARLAND	TX		.06/16/2023		0	0	(16)	0	0	0	(16)	0	556	556	0	0
230508822	HIALLEAH	FL		.06/09/2023		0	0	(19)	0	0	0	(19)	0	641	641	0	0

E02.172

STATEMENT AS OF JUNE 30, 2024 OF THE Reliance Standard Life Insurance Company

SCHEDULE B - PART 3

Showing All Mortgage Loans DISPOSED, Transferred or Repaid During the Current Quarter

1 Loan Number	2 Location		4 Loan Type	5 Date Acquired	6 Disposal Date	7 Book Value/ Recorded Investment Excluding Accrued Interest Prior Year	8 Change in Book Value/Recorded Investment					14 Book Value/ Recorded Investment Excluding Accrued Interest on Disposal	15 Consid- eration	16 Foreign Exchange Gain (Loss) on Disposal	17 Realized Gain (Loss) on Disposal	18 Total Gain (Loss) on Disposal
	2 City	3 State					8 Unrealized Valuation Increase/ (Decrease)	9 Current Year's (Amortization) /Accretion	10 Current Year's Other- Than- Temporary Impairment Recognized	11 Capitalized Deferred Interest and Other	12 Total Change in Book Value (8+9-10+11)					
230508657	HOUSTON	TX		06/16/2023		0	0	(15)	0	0	(15)	0	599	599	0	0
023040069	JACKSON	GA		06/08/2023		0	0	(7)	0	0	(7)	0	813	813	0	0
230403677	LARGO	FL		06/16/2023		0	0	(11)	0	0	(11)	0	449	449	0	0
023040169	DESTIN	FL		06/08/2023		0	0	(10)	0	0	(10)	0	1,186	1,186	0	0
230509721	REDONDO BEACH	CA		06/09/2023		0	0	(81)	0	0	(81)	0	2,800	2,800	0	0
230398364	MANCHESTER	CT		06/16/2023		0	0	(10)	0	0	(10)	0	428	428	0	0
230508723	WEST PALM BEACH	FL		06/16/2023		0	0	(24)	0	0	(24)	0	958	958	0	0
230404857	ROCKLEDGE	FL		06/16/2023		0	0	(81)	0	0	(81)	0	3,638	3,638	0	0
230404907	SOUTH ELGIN	IL		06/16/2023		0	0	(41)	0	0	(41)	0	1,661	1,661	0	0
230508186	HOLLYWOOD	FL		06/09/2023		0	0	(30)	0	0	(30)	0	1,022	1,022	0	0
230405367	COVINGTON	KY		06/09/2023		0	0	(17)	0	0	(17)	0	590	590	0	0
230406746	DETROIT	MI		06/16/2023		0	0	(4)	0	0	(4)	0	164	164	0	0
230401663	WHITESBORO	TX		06/16/2023		0	0	(24)	0	0	(24)	0	852	852	0	0
230405417	HIALEAH	FL		06/09/2023		0	0	(199)	0	0	(199)	0	6,867	6,867	0	0
230508814	POMPANO BEACH	FL		06/16/2023		0	0	(13)	0	0	(13)	0	524	524	0	0
023040085	NEWARK	NJ		06/08/2023		0	0	(7)	0	0	(7)	0	829	829	0	0
230404113	STOUGHTON	MA		06/09/2023		0	0	(30)	0	0	(30)	0	1,019	1,019	0	0
230511081	CLEARWATER	FL		06/16/2023		0	0	(55)	0	0	(55)	0	2,255	2,255	0	0
023030413	HORSESHOE BAY	TX		06/07/2023		0	0	(12)	0	0	(12)	0	697	697	0	0
230405110	HOUSTON	TX		06/16/2023		0	0	(26)	0	0	(26)	0	1,067	1,067	0	0
230509952	ORLANDO	FL		06/09/2023		0	0	(51)	0	0	(51)	0	1,747	1,747	0	0
230404733	DETROIT	MI		06/09/2023		0	0	(14)	0	0	(14)	0	496	496	0	0
230508830	HARRISBURG	PA		06/16/2023		0	0	(63)	0	0	(63)	0	2,572	2,572	0	0
023040380	DELRAY BEACH	FL		06/08/2023		0	0	(2)	0	0	(2)	0	256	256	0	0
023040079	CAPITOLA	CA		06/08/2023		0	0	(13)	0	0	(13)	0	1,536	1,536	0	0
230509325	BAL HARBOUR	FL		06/16/2023		0	0	(587)	0	0	(587)	0	26,324	26,324	0	0
230403495	PALM BAY	FL		06/09/2023		0	0	(12)	0	0	(12)	0	609	609	0	0
230404758	FORT LAUDERDALE	FL		06/16/2023		0	0	(19)	0	0	(19)	0	784	784	0	0
023040289	CLIFTON	VA		06/08/2023		0	0	(42)	0	0	(42)	0	5,000	5,000	0	0
230407199	DOINNEY	CA		06/16/2023		0	0	(112)	0	0	(112)	0	5,042	5,042	0	0
230508921	DANVILLE	CA		06/16/2023		0	0	(8)	0	0	(8)	0	334	334	0	0
230405151	PANAMA CITY BEACH	FL		06/09/2023		0	0	(23)	0	0	(23)	0	1,227	1,227	0	0
230396475	SCRANTON	PA		06/16/2023		0	0	(10)	0	0	(10)	0	414	414	0	0
230507220	MIAMI	FL		06/16/2023		0	0	(16)	0	0	(16)	0	740	740	0	0
230401945	DAVENPORT	FL		06/16/2023		0	0	(25)	0	0	(25)	0	1,031	1,031	0	0
230509150	MYRTLE BEACH	SC		06/16/2023		0	0	(9)	0	0	(9)	0	358	358	0	0
230507873	ROYAL PALM BEACH	FL		06/16/2023		0	0	(20)	0	0	(20)	0	917	917	0	0
230300774	HOPE MILLS	NC		06/09/2023		0	0	(7)	0	0	(7)	0	249	249	0	0
230398927	SAINT LOUIS	MO		06/09/2023		0	0	(6)	0	0	(6)	0	340	340	0	0
023040268	MIRAMAR BEACH	FL		06/08/2023		0	0	(6)	0	0	(6)	0	658	658	0	0
230301053	LAKELAND	FL		06/16/2023		0	0	(9)	0	0	(9)	0	350	350	0	0
230510745	WEST PALM BEACH	FL		06/16/2023		0	0	(11)	0	0	(11)	0	501	501	0	0
023040088	MIAMI	FL		06/08/2023		0	0	(3)	0	0	(3)	0	352	352	0	0
023040219	ROCHESTER HILLS	MI		06/08/2023		0	0	(4)	0	0	(4)	0	533	533	0	0
230508681	ORLANDO	FL		06/09/2023		0	0	(41)	0	0	(41)	0	1,418	1,418	0	0
230508509	INVERNESS	FL		06/16/2023		0	0	(9)	0	0	(9)	0	372	372	0	0
230405359	MORENO VALLEY	CA		06/16/2023		0	0	(22)	0	0	(22)	0	893	893	0	0
230509176	GREENSBORO	NC		06/09/2023		0	0	(19)	0	0	(19)	0	658	658	0	0
023040175	OCEAN SPRINGS	MS		06/07/2023		0	0	(4)	0	0	(4)	0	251	251	0	0
230507683	BARTLESVILLE	OK		06/09/2023		0	0	(15)	0	0	(15)	0	516	516	0	0
023040149	CINCINNATI	OH		06/08/2023		0	0	(4)	0	0	(4)	0	460	460	0	0

STATEMENT AS OF JUNE 30, 2024 OF THE Reliance Standard Life Insurance Company

SCHEDULE B - PART 3

Showing All Mortgage Loans DISPOSED, Transferred or Repaid During the Current Quarter

1 Loan Number	2 Location		4 Loan Type	5 Date Acquired	6 Disposal Date	7 Book Value/ Recorded Investment Excluding Accrued Interest Prior Year	8 Change in Book Value/Recorded Investment					14 Book Value/ Recorded Investment Excluding Accrued Interest on Disposal	15 Consid- eration	16 Foreign Exchange Gain (Loss) on Disposal	17 Realized Gain (Loss) on Disposal	18 Total Gain (Loss) on Disposal	
	2 City	3 State					8 Unrealized Valuation Increase/ (Decrease)	9 Current Year's (Amortization) /Accretion	10 Current Year's Other- Than- Temporary Impairment Recognized	11 Capitalized Deferred Interest and Other	12 Total Change in Book Value (8+9-10+11)						13 Total Foreign Exchange Change in Book Value
230508715	INDIAN SHORES	FL		06/16/2023		0	0	(20)	0	0	0	(20)	0	795	795	0	0
023040100	DORCHESTER	MA		06/07/2023		0	0	(33)	0	0	0	(33)	0	1,978	1,978	0	0
023030416	CROWN POINT	IN		06/07/2023		0	0	(11)	0	0	0	(11)	0	660	660	0	0
230511651	MIAMI	FL		06/16/2023		0	0	(49)	0	0	0	(49)	0	1,742	1,742	0	0
230406795	INDIAN ROCKS BEACH	FL		06/16/2023		0	0	(58)	0	0	0	(58)	0	2,065	2,065	0	0
230405318	CENTER POINT	AL		06/16/2023		0	0	(6)	0	0	0	(6)	0	262	262	0	0
023030047	SANTA ROSA	CA		06/07/2023		0	0	(18)	0	0	0	(18)	0	1,039	1,039	0	0
230404774	DEERFIELD BEACH	FL		06/16/2023		0	0	(34)	0	0	0	(34)	0	1,505	1,505	0	0
230508756	WINDERMERE	FL		06/16/2023		0	0	(13)	0	0	0	(13)	0	509	509	0	0
230508962	WILMINGTON	NC		06/16/2023		0	0	(13)	0	0	0	(13)	0	571	571	0	0
230507758	PHILADELPHIA	PA		06/09/2023		0	0	(5)	0	0	0	(5)	0	174	174	0	0
230405771	UNION	KY		06/09/2023		0	0	(19)	0	0	0	(19)	0	641	641	0	0
230404618	MONROE	NC		06/09/2023		0	0	(10)	0	0	0	(10)	0	531	531	0	0
023040042	MONTEBELLO	CA		06/08/2023		0	0	(8)	0	0	0	(8)	0	899	899	0	0
230509507	HOUSTON	TX		06/23/2023		0	0	(25)	0	0	0	(25)	0	1,097	1,097	0	0
230406828	PARKLAND	FL		06/23/2023		0	0	(32)	0	0	0	(32)	0	1,284	1,284	0	0
230512980	TRENTON	NJ		06/23/2023		0	0	(4)	0	0	0	(4)	0	184	184	0	0
230510083	SAN ANTONIO	TX		06/23/2023		0	0	(8)	0	0	0	(8)	0	347	347	0	0
230398794	OCEAN CITY	NJ		06/23/2023		0	0	(28)	0	0	0	(28)	0	1,223	1,223	0	0
230511495	LONG BEACH	CA		06/23/2023		0	0	(21)	0	0	0	(21)	0	938	938	0	0
230510711	KISSIMMEE	FL		06/23/2023		0	0	(13)	0	0	0	(13)	0	582	582	0	0
230511982	LUBBOCK	TX		06/23/2023		0	0	(7)	0	0	0	(7)	0	290	290	0	0
230511065	ORLANDO	FL		06/23/2023		0	0	(8)	0	0	0	(8)	0	340	340	0	0
230403271	ACWORTH	GA		06/23/2023		0	0	(65)	0	0	0	(65)	0	2,862	2,862	0	0
230404865	CORPUS CHRISTI	TX		06/23/2023		0	0	(11)	0	0	0	(11)	0	464	464	0	0
230510646	BURLINGTON	CT		06/23/2023		0	0	(22)	0	0	0	(22)	0	965	965	0	0
230402828	SEMINOLE	FL		06/23/2023		0	0	(30)	0	0	0	(30)	0	1,317	1,317	0	0
230402711	CHEVY CHASE	MD		06/23/2023		0	0	(24)	0	0	0	(24)	0	1,048	1,048	0	0
230406571	BLOOMINGTON	IL		06/23/2023		0	0	(7)	0	0	0	(7)	0	204	204	0	0
230508491	HIALEAH	FL		06/23/2023		0	0	(37)	0	0	0	(37)	0	1,605	1,605	0	0
230509473	OCALA	FL		06/23/2023		0	0	(11)	0	0	0	(11)	0	463	463	0	0
230512600	MYRTLE BEACH	SC		06/23/2023		0	0	(72)	0	0	0	(72)	0	3,141	3,141	0	0
230508376	DETROIT	MI		06/23/2023		0	0	(4)	0	0	0	(4)	0	177	177	0	0
230513079	ESSEX	MD		06/23/2023		0	0	(6)	0	0	0	(6)	0	257	257	0	0
230510414	MYRTLE BEACH	SC		06/23/2023		0	0	(19)	0	0	0	(19)	0	851	851	0	0
BB1088960	FREMONT	CA		06/29/2023		0	0	966	0	0	0	966	0	3,331	3,331	0	0
BB1089330	HAYWARD	CA		06/29/2023		0	0	1,386	0	0	0	1,386	0	5,624	5,624	0	0
BB1089810	BLUFFTON	SC		06/29/2023		0	0	92	0	0	0	92	0	345	345	0	0
BB1089540	NEW YORK	NY		06/29/2023		0	0	1,138	0	0	0	1,138	0	4,019	4,019	0	0
BB1088980	LAKE FENTON	MI		06/29/2023		0	0	347	0	0	0	347	0	1,175	1,175	0	0
BB1089240	EAST PROVIDENCE	RI		06/29/2023		0	0	276	0	0	0	276	0	958	958	0	0
BB1089870	LOS ANGELES	CA		06/29/2023		0	0	895	0	0	0	895	0	3,043	3,043	0	0
BB1089930	NORTH KENSINGTON	MD		06/29/2023		0	0	411	0	0	0	411	0	1,536	1,536	0	0
BB1089550	SOUTH SARASOTA	FL		06/29/2023		0	0	451	0	0	0	451	0	1,629	1,629	0	0
BB1089450	CHINO HILLS	CA		06/29/2023		0	0	395	0	0	0	395	0	1,373	1,373	0	0
BB1089010	RICHMOND	CA		06/29/2023		0	0	1,019	0	0	0	1,019	0	3,507	3,507	0	0
BB1089300	ROSEVILLE	CA		06/29/2023		0	0	430	0	0	0	430	0	1,496	1,496	0	0
BB1088990	TOTOVIA	NJ		06/29/2023		0	0	1,341	0	0	0	1,341	0	4,536	4,536	0	0
BB1089900	TURLOCK	CA		06/29/2023		0	0	1,264	0	0	0	1,264	0	5,137	5,137	0	0
BB1089400	FRISCO	TX		06/29/2023		0	0	584	0	0	0	584	0	2,211	2,211	0	0
BB1088940	PASADENA	CA		06/29/2023		0	0	836	0	0	0	836	0	2,910	2,910	0	0

E02.174

STATEMENT AS OF JUNE 30, 2024 OF THE Reliance Standard Life Insurance Company

SCHEDULE B - PART 3

Showing All Mortgage Loans DISPOSED, Transferred or Repaid During the Current Quarter

1 Loan Number	2 Location		4 Loan Type	5 Date Acquired	6 Disposal Date	7 Book Value/ Recorded Investment Excluding Accrued Interest Prior Year	8 Change in Book Value/Recorded Investment						14 Book Value/ Recorded Investment Excluding Accrued Interest on Disposal	15 Consid- eration	16 Foreign Exchange Gain (Loss) on Disposal	17 Realized Gain (Loss) on Disposal	18 Total Gain (Loss) on Disposal
	2 City	3 State					8 Unrealized Valuation Increase/ (Decrease)	9 Current Year's (Amortization) /Accretion	10 Current Year's Other- Than- Temporary Impairment Recognized	11 Capitalized Deferred Interest and Other	12 Total Change in Book Value (8+9-10+11)	13 Total Foreign Exchange Change in Book Value					
BB1089490	PALM COAST	FL		06/29/2023		0	0	425	0	0	0	425	0	1,551	1,551	0	0
BB1089730	FAIRFIELD	CT		06/29/2023		0	0	801	0	0	0	801	0	2,730	2,730	0	0
BB1089420	WOODLAKE	VA		06/29/2023		0	0	372	0	0	0	372	0	1,398	1,398	0	0
BB1089310	SUGAR LAND	TX		06/29/2023		0	0	445	0	0	0	445	0	1,676	1,676	0	0
231021782	HOUSTON	TX		06/30/2023		0	0	(40)	0	0	0	(40)	0	1,161	1,161	0	0
231021733	CORNELIUS	NC		06/30/2023		0	0	(36)	0	0	0	(36)	0	1,043	1,043	0	0
231021775	IRVING	TX		06/30/2023		0	0	(22)	0	0	0	(22)	0	629	629	0	0
231021528	LOS ANGELES	CA		06/30/2023		0	0	(213)	0	0	0	(213)	0	5,841	5,841	0	0
231020511	ASBURY PARK	NJ		06/30/2023		0	0	(19)	0	0	0	(19)	0	539	539	0	0
231021947	LAS VEGAS	NV		06/30/2023		0	0	(4)	0	0	0	(4)	0	120	120	0	0
231021456	NORTH MYRTLE BEACH	SC		06/30/2023		0	0	(28)	0	0	0	(28)	0	795	795	0	0
231021300	PANAMA CITY BEACH	FL		06/30/2023		0	0	(20)	0	0	0	(20)	0	575	575	0	0
231020755	ARIZONA CITY	AZ		06/30/2023		0	0	(10)	0	0	0	(10)	0	266	266	0	0
231021039	DELTONA	FL		06/30/2023		0	0	(10)	0	0	0	(10)	0	268	268	0	0
231021491	LAKE PARK	FL		06/30/2023		0	0	(22)	0	0	0	(22)	0	638	638	0	0
231021684	AUSTIN	TX		06/30/2023		0	0	(30)	0	0	0	(30)	0	860	860	0	0
231021514	RIVERSIDE	CA		06/30/2023		0	0	(17)	0	0	0	(17)	0	482	482	0	0
231021254	NEWBERG	OR		06/30/2023		0	0	(46)	0	0	0	(46)	0	1,339	1,339	0	0
231022014	SAN ANTONIO	TX		06/30/2023		0	0	(32)	0	0	0	(32)	0	916	916	0	0
231021249	UNION CITY	GA		06/30/2023		0	0	(18)	0	0	0	(18)	0	501	501	0	0
231021501	WALNUT CREEK	CA		06/30/2023		0	0	(16)	0	0	0	(16)	0	447	447	0	0
231021759	DES MOINES	IA		06/30/2023		0	0	(54)	0	0	0	(54)	0	1,596	1,596	0	0
231020817	BALTIMORE	MD		06/30/2023		0	0	(3)	0	0	0	(3)	0	79	79	0	0
231021652	MELBOURNE	FL		06/30/2023		0	0	(38)	0	0	0	(38)	0	1,093	1,093	0	0
231021356	PALM BAY	FL		06/30/2023		0	0	(87)	0	0	0	(87)	0	2,281	2,281	0	0
231021901	CINCINNATI	OH		06/30/2023		0	0	(16)	0	0	0	(16)	0	432	432	0	0
231021675	HILLSBOROUGH	NH		06/30/2023		0	0	(2)	0	0	0	(2)	0	53	53	0	0
231021747	SARATOGA SPRINGS	UT		06/30/2023		0	0	(21)	0	0	0	(21)	0	605	605	0	0
231021768	PANAMA CITY BEACH	FL		06/30/2023		0	0	(12)	0	0	0	(12)	0	325	325	0	0
231021596	BEND	OR		06/30/2023		0	0	(29)	0	0	0	(29)	0	836	836	0	0
231021776	GUSTINE	CA		06/30/2023		0	0	(33)	0	0	0	(33)	0	939	939	0	0
231021704	TACOMA	WA		06/30/2023		0	0	(42)	0	0	0	(42)	0	1,209	1,209	0	0
231021681	BRADENTON	FL		06/30/2023		0	0	(30)	0	0	0	(30)	0	883	883	0	0
231021511	LARKSPUR	CO		06/30/2023		0	0	(62)	0	0	0	(62)	0	1,838	1,838	0	0
231021641	CARLSBAD	CA		06/30/2023		0	0	(167)	0	0	0	(167)	0	4,929	4,929	0	0
231021322	LABELLE	FL		06/30/2023		0	0	(29)	0	0	0	(29)	0	829	829	0	0
231020146	MURPHY	NC		06/30/2023		0	0	(28)	0	0	0	(28)	0	804	804	0	0
231021371	CRYSTAL BEACH	TX		06/30/2023		0	0	(28)	0	0	0	(28)	0	809	809	0	0
231021245	LAS VEGAS	NV		06/30/2023		0	0	(12)	0	0	0	(12)	0	318	318	0	0
231021908	EUGENE	OR		06/30/2023		0	0	(36)	0	0	0	(36)	0	1,043	1,043	0	0
231021608	DOUGLAS	AZ		06/30/2023		0	0	(13)	0	0	0	(13)	0	370	370	0	0
231021585	PANAMA CITY BEACH	FL		06/30/2023		0	0	(34)	0	0	0	(34)	0	992	992	0	0
231021111	TREASURE ISLAND	FL		06/30/2023		0	0	(31)	0	0	0	(31)	0	890	890	0	0
231021688	SPOKANE	WA		06/30/2023		0	0	(31)	0	0	0	(31)	0	878	878	0	0
231019697	NEW SMYRNA BEACH	FL		06/30/2023		0	0	(26)	0	0	0	(26)	0	753	753	0	0
231021495	RICHMOND	TX		06/30/2023		0	0	(46)	0	0	0	(46)	0	1,331	1,331	0	0
231021546	SCRANTON	PA		06/30/2023		0	0	(8)	0	0	0	(8)	0	209	209	0	0
231020842	HASLET	TX		06/30/2023		0	0	(30)	0	0	0	(30)	0	874	874	0	0
231022115	PANAMA CITY BEACH	FL		06/30/2023		0	0	(32)	0	0	0	(32)	0	918	918	0	0
000019348	HENDERSON	NV		06/23/2023		0	0	(32)	0	0	0	(32)	0	1,356	1,356	0	0
231021909	SALEM	OR		06/30/2023		0	0	(19)	0	0	0	(19)	0	529	529	0	0

STATEMENT AS OF JUNE 30, 2024 OF THE Reliance Standard Life Insurance Company

SCHEDULE B - PART 3

Showing All Mortgage Loans DISPOSED, Transferred or Repaid During the Current Quarter

1 Loan Number	2 Location		4 Loan Type	5 Date Acquired	6 Disposal Date	7 Book Value/ Recorded Investment Excluding Accrued Interest Prior Year	8 Change in Book Value/Recorded Investment					14 Book Value/ Recorded Investment Excluding Accrued Interest on Disposal	15 Consid- eration	16 Foreign Exchange Gain (Loss) on Disposal	17 Realized Gain (Loss) on Disposal	18 Total Gain (Loss) on Disposal
	2 City	3 State					8 Unrealized Valuation Increase/ (Decrease)	9 Current Year's (Amortization) /Accretion	10 Current Year's Other- Than- Temporary Impairment Recognized	11 Capitalized Deferred Interest and Other	12 Total Change in Book Value (8+9-10+11)					
231021639	CASPER	WY		06/30/2023		0	0	(18)	0	0	(18)	0	502	502	0	0
231021725	MOUNT JULIET	TN		06/30/2023		0	0	(138)	0	0	(138)	0	3,998	3,998	0	0
231021332	BOSSIER CITY	LA		06/30/2023		0	0	(39)	0	0	(39)	0	1,105	1,105	0	0
231021625	OCALA	FL		06/30/2023		0	0	(145)	0	0	(145)	0	4,288	4,288	0	0
231021404	NORTH MYRTLE BEACH	SC		06/30/2023		0	0	(28)	0	0	(28)	0	796	796	0	0
0V3324360	SEDONA	AZ		06/30/2023		0	0	117	0	0	117	0	1,512	1,512	0	0
0V3459250	KURE BEACH	NC		06/30/2023		0	0	5	0	0	5	0	888	888	0	0
0V3458876	CLEARWATER	FL		06/30/2023		0	0	12	0	0	12	0	622	622	0	0
0V3318403	CAPE CORAL	FL		06/30/2023		0	0	35	0	0	35	0	780	780	0	0
0V3456580	CARRABASSETT VALLEY	ME		06/30/2023		0	0	29	0	0	29	0	1,261	1,261	0	0
0V3458877	LAKE POINT	UT		06/30/2023		0	0	10	0	0	10	0	1,177	1,177	0	0
0V3314018	LAS VEGAS	NV		06/30/2023		0	0	104	0	0	104	0	1,761	1,761	0	0
0V3456070	NORTH CAPE MAY	NJ		06/30/2023		0	0	16	0	0	16	0	1,343	1,343	0	0
0V3455330	HENDERSON	NV		06/30/2023		0	0	20	0	0	20	0	937	937	0	0
0V3321708	LAKE HAVASU CITY	AZ		06/30/2023		0	0	137	0	0	137	0	1,909	1,909	0	0
0V3315971	RANCHO MIRAGE	CA		06/30/2023		0	0	201	0	0	201	0	2,042	2,042	0	0
0V3454305	KISSIMMEE	FL		06/30/2023		0	0	16	0	0	16	0	1,472	1,472	0	0
0V3321364	COLMESNEIL	TX		06/30/2023		0	0	26	0	0	26	0	739	739	0	0
0V3459756	REX	GA		06/30/2023		0	0	2	0	0	2	0	463	463	0	0
0V3323528	SAINT CLOUD	FL		06/30/2023		0	0	83	0	0	83	0	1,229	1,229	0	0
0V3458872	PORT ST. JOE	FL		06/30/2023		0	0	8	0	0	8	0	1,204	1,204	0	0
0V3457898	WESTCHESTER	IL		06/30/2023		0	0	(4)	0	0	(4)	0	781	781	0	0
0V3456581	AIKEN	SC		06/30/2023		0	0	(6)	0	0	(6)	0	972	972	0	0
0V3459752	THE VILLAGES	FL		06/30/2023		0	0	14	0	0	14	0	859	859	0	0
0V3458874	CHARLOTTE	NC		06/30/2023		0	0	5	0	0	5	0	688	688	0	0
0V3314659	HOLLYWOOD	FL		06/30/2023		0	0	161	0	0	161	0	2,170	2,170	0	0
0V3321290	OGDEN	UT		06/30/2023		0	0	45	0	0	45	0	1,260	1,260	0	0
0V3318441	NAPLES	FL		06/30/2023		0	0	60	0	0	60	0	954	954	0	0
0V3456579	WESLEY CHAPEL	FL		06/30/2023		0	0	16	0	0	16	0	747	747	0	0
0V3459249	LANTANA	FL		06/30/2023		0	0	8	0	0	8	0	906	906	0	0
0V3457899	SAINT IGNATIUS	MT		06/30/2023		0	0	102	0	0	102	0	21,743	21,743	0	0
0V3458871	BRADENTON	FL		06/30/2023		0	0	3	0	0	3	0	819	819	0	0
0V3457029	BRENTWOOD	TN		06/30/2023		0	0	10	0	0	10	0	918	918	0	0
0V3459248	VALRICO	FL		06/30/2023		0	0	(1)	0	0	(1)	0	825	825	0	0
0V3458879	SAN DIEGO	CA		06/30/2023		0	0	105	0	0	105	0	25,885	25,885	0	0
0V3456068	ORLANDO	FL		06/30/2023		0	0	28	0	0	28	0	1,738	1,738	0	0
0V3314600	SEQUIM	WA		06/30/2023		0	0	102	0	0	102	0	1,285	1,285	0	0
0V3459247	LAKE HAVASU CITY	AZ		06/30/2023		0	0	105	0	0	105	0	6,810	6,810	0	0
BB1093560	PAHRUMP	NV		07/03/2023		0	0	44	0	0	44	0	487	487	0	0
BB1093590	CRESSON	PA		07/03/2023		0	0	78	0	0	78	0	878	878	0	0
BB1093600	PONTE VEDRA	FL		07/03/2023		0	0	121	0	0	121	0	1,330	1,330	0	0
BB1093620	BETHESDA	MD		07/03/2023		0	0	259	0	0	259	0	2,891	2,891	0	0
BB1093640	ST. AUGUSTINE	FL		07/03/2023		0	0	129	0	0	129	0	1,429	1,429	0	0
230510836	CHICAGO	IL		07/20/2023		0	0	0	0	0	0	0	163	163	0	0
231022317	NEW HAVEN	CT		07/21/2023		0	0	(11)	0	0	(11)	0	371	371	0	0
023040360	FAIR LAWN	NJ		07/07/2023		0	0	(8)	0	0	(8)	0	928	928	0	0
231021754	SUGAR LAND	TX		07/21/2023		0	0	(52)	0	0	(52)	0	1,801	1,801	0	0
231021880	LAKE WAYNOKA	OH		07/21/2023		0	0	(32)	0	0	(32)	0	1,104	1,104	0	0
231021661	RED LODGE	MT		07/21/2023		0	0	(22)	0	0	(22)	0	748	748	0	0
231021777	DALLAS	TX		07/21/2023		0	0	(9)	0	0	(9)	0	281	281	0	0
231022201	FRANKLIN	KY		07/21/2023		0	0	(24)	0	0	(24)	0	764	764	0	0

E02.176

STATEMENT AS OF JUNE 30, 2024 OF THE Reliance Standard Life Insurance Company

SCHEDULE B - PART 3

Showing All Mortgage Loans DISPOSED, Transferred or Repaid During the Current Quarter

1 Loan Number	2 Location		4 Loan Type	5 Date Acquired	6 Disposal Date	7 Book Value/ Recorded Investment Excluding Accrued Interest Prior Year	8 Change in Book Value/Recorded Investment						14 Book Value/ Recorded Investment Excluding Accrued Interest on Disposal	15 Consid- eration	16 Foreign Exchange Gain (Loss) on Disposal	17 Realized Gain (Loss) on Disposal	18 Total Gain (Loss) on Disposal
	2 City	3 State					8 Unrealized Valuation Increase/ (Decrease)	9 Current Year's (Amortization) /Accretion	10 Current Year's Other- Than- Temporary Impairment Recognized	11 Capitalized Deferred Interest and Other	12 Total Change in Book Value (8+9-10+11)	13 Total Foreign Exchange Change in Book Value					
231021680	ORLANDO	FL		07/21/2023		0	0	(32)	0	0	0	(32)	0	1,086	1,086	0	0
023050190	CORONA	CA		07/07/2023		0	0	(12)	0	0	0	(12)	0	1,346	1,346	0	0
023040374	PHOENIX	AZ		07/07/2023		0	0	(9)	0	0	0	(9)	0	1,022	1,022	0	0
231021879	SAINT AUGUSTINE	FL		07/21/2023		0	0	(17)	0	0	0	(17)	0	563	563	0	0
023040211	LOS ANGELES	CA		07/07/2023		0	0	(25)	0	0	0	(25)	0	2,872	2,872	0	0
231022238	NEW RIVER	AZ		07/21/2023		0	0	(32)	0	0	0	(32)	0	1,095	1,095	0	0
023040183	ALTON	TX		07/07/2023		0	0	(103)	0	0	0	(103)	0	11,586	11,586	0	0
231021941	SARASOTA	FL		07/21/2023		0	0	(80)	0	0	0	(80)	0	2,815	2,815	0	0
231021722	HOUSTON	TX		07/21/2023		0	0	(33)	0	0	0	(33)	0	1,133	1,133	0	0
231021885	ANCHORAGE	AK		07/21/2023		0	0	(26)	0	0	0	(26)	0	843	843	0	0
231021471	BONITA SPRINGS	FL		07/21/2023		0	0	(261)	0	0	0	(261)	0	8,982	8,982	0	0
023050027	BEVERLY HILLS	MI		07/07/2023		0	0	(12)	0	0	0	(12)	0	1,333	1,333	0	0
231021824	LAKE HAVASU CITY	AZ		07/21/2023		0	0	(47)	0	0	0	(47)	0	1,616	1,616	0	0
231022010	STONY POINT	NY		07/21/2023		0	0	(17)	0	0	0	(17)	0	567	567	0	0
477731491	MEMPHIS	TN		07/07/2023		0	0	(2)	0	0	0	(2)	0	258	258	0	0
231022182	PORTLAND	OR		07/21/2023		0	0	(47)	0	0	0	(47)	0	1,631	1,631	0	0
023040002	CHICAGO	IL		07/07/2023		0	0	(53)	0	0	0	(53)	0	6,000	6,000	0	0
231021987	WOODBRIIDGE	VA		07/21/2023		0	0	(37)	0	0	0	(37)	0	1,263	1,263	0	0
231021647	SUGAR LAND	TX		07/21/2023		0	0	(123)	0	0	0	(123)	0	4,289	4,289	0	0
231021992	PALO CEDRO	CA		07/21/2023		0	0	(47)	0	0	0	(47)	0	1,645	1,645	0	0
231021750	MORTON GROVE	IL		07/21/2023		0	0	(18)	0	0	0	(18)	0	590	590	0	0
231021243	TAMPA	FL		07/21/2023		0	0	(70)	0	0	0	(70)	0	2,422	2,422	0	0
231021732	PLANO	TX		07/21/2023		0	0	(14)	0	0	0	(14)	0	461	461	0	0
231022030	CAROL STREAM	IL		07/21/2023		0	0	(24)	0	0	0	(24)	0	814	814	0	0
023030000	LAS VEGAS	NV		07/07/2023		0	0	(27)	0	0	0	(27)	0	3,038	3,038	0	0
231021797	HUDSON	FL		07/21/2023		0	0	(12)	0	0	0	(12)	0	377	377	0	0
023050037	MIAMI	FL		07/07/2023		0	0	(24)	0	0	0	(24)	0	2,670	2,670	0	0
230615890	JACKSON	MS		07/21/2023		0	0	(17)	0	0	0	(17)	0	425	425	0	0
231021262	MIAMI	FL		07/21/2023		0	0	(49)	0	0	0	(49)	0	1,707	1,707	0	0
023040358	PHOENIX	AZ		07/07/2023		0	0	(26)	0	0	0	(26)	0	2,907	2,907	0	0
231021224	NAMPA	ID		07/21/2023		0	0	(18)	0	0	0	(18)	0	600	600	0	0
231021690	ORLANDO	FL		07/21/2023		0	0	(15)	0	0	0	(15)	0	498	498	0	0
231021587	NACOGDOCHES	TX		07/21/2023		0	0	(13)	0	0	0	(13)	0	424	424	0	0
231021168	PAXINOS	PA		07/21/2023		0	0	(9)	0	0	0	(9)	0	288	288	0	0
231021927	FRESNO	CA		07/21/2023		0	0	(18)	0	0	0	(18)	0	623	623	0	0
230511016	WATERBURY	CT		07/21/2023		0	0	(19)	0	0	0	(19)	0	490	490	0	0
231021657	ROCHESTER	MI		07/21/2023		0	0	(121)	0	0	0	(121)	0	4,121	4,121	0	0
231020537	ORLANDO	FL		07/21/2023		0	0	(51)	0	0	0	(51)	0	1,782	1,782	0	0
231022337	SAN DIEGO	CA		07/21/2023		0	0	(83)	0	0	0	(83)	0	2,900	2,900	0	0
231021811	COLORADO SPRINGS	CO		07/21/2023		0	0	(22)	0	0	0	(22)	0	736	736	0	0
231021829	BOCA RATON	FL		07/21/2023		0	0	(15)	0	0	0	(15)	0	518	518	0	0
023050107	TAMPA	FL		07/07/2023		0	0	(11)	0	0	0	(11)	0	1,226	1,226	0	0
231021816	MANASSAS	VA		07/21/2023		0	0	(32)	0	0	0	(32)	0	1,108	1,108	0	0
231021858	CHICAGO	IL		07/21/2023		0	0	(11)	0	0	0	(11)	0	346	346	0	0
023030326	PLACERVILLE	CA		07/07/2023		0	0	(13)	0	0	0	(13)	0	1,442	1,442	0	0
231021467	TINLEY PARK	IL		07/21/2023		0	0	(13)	0	0	0	(13)	0	447	447	0	0
231021746	AUSTIN	TX		07/21/2023		0	0	(28)	0	0	0	(28)	0	943	943	0	0
023040317	HOUSTON	TX		07/07/2023		0	0	(8)	0	0	0	(8)	0	931	931	0	0
231022206	SUIVANE	GA		07/21/2023		0	0	(62)	0	0	0	(62)	0	2,176	2,176	0	0
231021710	HALE IWA	HI		07/21/2023		0	0	(79)	0	0	0	(79)	0	2,764	2,764	0	0
231021975	ASHEVILLE	NC		07/21/2023		0	0	(16)	0	0	0	(16)	0	534	534	0	0

E02.177

STATEMENT AS OF JUNE 30, 2024 OF THE Reliance Standard Life Insurance Company

SCHEDULE B - PART 3

Showing All Mortgage Loans DISPOSED, Transferred or Repaid During the Current Quarter

1 Loan Number	2 Location		4 Loan Type	5 Date Acquired	6 Disposal Date	7 Book Value/ Recorded Investment Excluding Accrued Interest Prior Year	8 Change in Book Value/Recorded Investment						14 Book Value/ Recorded Investment Excluding Accrued Interest on Disposal	15 Consid- eration	16 Foreign Exchange Gain (Loss) on Disposal	17 Realized Gain (Loss) on Disposal	18 Total Gain (Loss) on Disposal
	2 City	3 State					8 Unrealized Valuation Increase/ (Decrease)	9 Current Year's (Amortization) /Accretion	10 Current Year's Other- Than- Temporary Impairment Recognized	11 Capitalized Deferred Interest and Other	12 Total Change in Book Value (8+9-10+11)	13 Total Foreign Exchange Change in Book Value					
231022245	COATESVILLE	PA		07/21/2023		0	0	(4)	0	0	0	(4)	0	129	129	0	0
231021654	GREER	SC		07/21/2023		0	0	(12)	0	0	0	(12)	0	383	383	0	0
023040087	SUN CITY	AZ		07/07/2023		0	0	(5)	0	0	0	(5)	0	573	573	0	0
221016947	ROCKLEDGE	FL		07/21/2023		0	0	(22)	0	0	0	(22)	0	721	721	0	0
022052405	PHILADELPHIA	PA		07/07/2023		0	0	(4)	0	0	0	(4)	0	485	485	0	0
023050038	BURLINGTON	IA		07/07/2023		0	0	(2)	0	0	0	(2)	0	246	246	0	0
231021826	PANAMA CITY BEACH	FL		07/21/2023		0	0	(15)	0	0	0	(15)	0	500	500	0	0
023050006	AKRON	OH		07/07/2023		0	0	(6)	0	0	0	(6)	0	678	678	0	0
231022143	DAVENPORT	FL		07/21/2023		0	0	(12)	0	0	0	(12)	0	392	392	0	0
231021663	CHICAGO	IL		07/21/2023		0	0	(28)	0	0	0	(28)	0	973	973	0	0
231022087	APACHE JUNCTION	AZ		07/21/2023		0	0	(21)	0	0	0	(21)	0	729	729	0	0
231021714	RANCHO SANTA FE	CA		07/21/2023		0	0	(193)	0	0	0	(193)	0	6,853	6,853	0	0
230508855	MIAMI	FL		07/21/2023		0	0	(16)	0	0	0	(16)	0	410	410	0	0
231022464	ESTACADA	OR		07/21/2023		0	0	(16)	0	0	0	(16)	0	555	555	0	0
023040372	AMELIA	OH		07/07/2023		0	0	(4)	0	0	0	(4)	0	446	446	0	0
231022212	MIAMI	FL		07/21/2023		0	0	(39)	0	0	0	(39)	0	1,339	1,339	0	0
023040032	JACKSONVILLE	FL		07/07/2023		0	0	(4)	0	0	0	(4)	0	451	451	0	0
231021175	HOMESTEAD	FL		07/21/2023		0	0	(7)	0	0	0	(7)	0	215	215	0	0
023050048	DYER	IN		07/07/2023		0	0	(5)	0	0	0	(5)	0	521	521	0	0
023050169	KNOXVILLE	TN		07/07/2023		0	0	(6)	0	0	0	(6)	0	733	733	0	0
231021319	SEAFORD	DE		07/21/2023		0	0	(13)	0	0	0	(13)	0	431	431	0	0
231021971	HOUSTON	TX		07/21/2023		0	0	(13)	0	0	0	(13)	0	442	442	0	0
231021789	STUART	FL		07/21/2023		0	0	(11)	0	0	0	(11)	0	369	369	0	0
231020801	EAGLE PASS	TX		07/21/2023		0	0	(6)	0	0	0	(6)	0	174	174	0	0
023050002	CADILLAC	MI		07/07/2023		0	0	(3)	0	0	0	(3)	0	381	381	0	0
231022293	FARMINGTON	UT		07/21/2023		0	0	(70)	0	0	0	(70)	0	2,463	2,463	0	0
023050040	LAUREL	MD		07/07/2023		0	0	(13)	0	0	0	(13)	0	1,442	1,442	0	0
023050161	ATLANTA	GA		07/07/2023		0	0	(6)	0	0	0	(6)	0	632	632	0	0
231021655	COCOA	FL		07/21/2023		0	0	(11)	0	0	0	(11)	0	358	358	0	0
231022172	CORDOVA	TN		07/21/2023		0	0	(183)	0	0	0	(183)	0	6,047	6,047	0	0
023050212	UPLAND	CA		07/07/2023		0	0	(21)	0	0	0	(21)	0	2,423	2,423	0	0
023030309	MOULTONBOROUGH	NH		07/07/2023		0	0	(9)	0	0	0	(9)	0	1,027	1,027	0	0
022052599	LAKELAND	FL		07/07/2023		0	0	(20)	0	0	0	(20)	0	2,252	2,252	0	0
231021632	COROLLA	NC		07/21/2023		0	0	(57)	0	0	0	(57)	0	2,006	2,006	0	0
231022251	HOUSTON	TX		07/21/2023		0	0	(28)	0	0	0	(28)	0	949	949	0	0
231021995	BONITA SPRINGS	FL		07/21/2023		0	0	(15)	0	0	0	(15)	0	516	516	0	0
231022237	PORTLAND	OR		07/21/2023		0	0	(32)	0	0	0	(32)	0	1,104	1,104	0	0
230512899	LAKELAND	FL		07/21/2023		0	0	(44)	0	0	0	(44)	0	1,108	1,108	0	0
231021929	SAN ANTONIO	TX		07/21/2023		0	0	(11)	0	0	0	(11)	0	371	371	0	0
231021808	ELKHORN	NE		07/21/2023		0	0	(17)	0	0	0	(17)	0	578	578	0	0
231021934	LAVEEN	AZ		07/21/2023		0	0	(20)	0	0	0	(20)	0	676	676	0	0
231021813	RICHMOND	TX		07/21/2023		0	0	(23)	0	0	0	(23)	0	776	776	0	0
231022070	PANAMA CITY BEACH	FL		07/21/2023		0	0	(50)	0	0	0	(50)	0	1,754	1,754	0	0
023040328	PICKERINGTON	OH		07/07/2023		0	0	(7)	0	0	0	(7)	0	825	825	0	0
231021590	HUNTSVILLE	TX		07/21/2023		0	0	(8)	0	0	0	(8)	0	250	250	0	0
230507378	MIAMI	FL		07/21/2023		0	0	(16)	0	0	0	(16)	0	412	412	0	0
231021911	GILBERT	AZ		07/21/2023		0	0	(16)	0	0	0	(16)	0	550	550	0	0
231021469	LEANDER	TX		07/21/2023		0	0	(65)	0	0	0	(65)	0	2,287	2,287	0	0
023040371	BALTIMORE	MD		07/07/2023		0	0	(3)	0	0	0	(3)	0	377	377	0	0
023040394	PHOENIX	AZ		07/07/2023		0	0	(1)	0	0	0	(1)	0	130	130	0	0
230617979	NORTH MIAMI	FL		07/21/2023		0	0	(22)	0	0	0	(22)	0	562	562	0	0

STATEMENT AS OF JUNE 30, 2024 OF THE Reliance Standard Life Insurance Company

SCHEDULE B - PART 3

Showing All Mortgage Loans DISPOSED, Transferred or Repaid During the Current Quarter

1 Loan Number	2 Location		4 Loan Type	5 Date Acquired	6 Disposal Date	7 Book Value/ Recorded Investment Excluding Accrued Interest Prior Year	8 Change in Book Value/Recorded Investment					14 Book Value/ Recorded Investment Excluding Accrued Interest on Disposal	15 Consid- eration	16 Foreign Exchange Gain (Loss) on Disposal	17 Realized Gain (Loss) on Disposal	18 Total Gain (Loss) on Disposal	
	2 City	3 State					8 Unrealized Valuation Increase/ (Decrease)	9 Current Year's (Amortization) /Accretion	10 Current Year's Other- Than- Temporary Impairment Recognized	11 Capitalized Deferred Interest and Other	12 Total Change in Book Value (8+9-10+11)						13 Total Foreign Exchange Change in Book Value
231021665	SARASOTA	FL		07/21/2023		0	0	(14)	0	0	0	(14)	0	471	471	0	0
023050031	ELOY	AZ		07/07/2023		0	0	(7)	0	0	0	(7)	0	780	780	0	0
231022334	FORT SMITH	AR		07/21/2023		0	0	(15)	0	0	0	(15)	0	474	474	0	0
231022060	MOORESVILLE	NC		07/21/2023		0	0	(17)	0	0	0	(17)	0	563	563	0	0
231022083	PALM BEACH GARDENS	FL		07/21/2023		0	0	(27)	0	0	0	(27)	0	917	917	0	0
231022106	DOUGLASVILLE	GA		07/21/2023		0	0	(25)	0	0	0	(25)	0	883	883	0	0
231022111	FLAGSTAFF	AZ		07/21/2023		0	0	(17)	0	0	0	(17)	0	578	578	0	0
230510786	CLEARWATER	FL		07/14/2023		0	0	(26)	0	0	0	(26)	0	1,199	1,199	0	0
023030376	DALY CITY	CA		07/20/2023		0	0	(71)	0	0	0	(71)	0	4,244	4,244	0	0
023050213	CONROE	TX		07/20/2023		0	0	(12)	0	0	0	(12)	0	1,072	1,072	0	0
230617003	ST. AUGUSTINE	FL		07/10/2023		0	0	(34)	0	0	0	(34)	0	1,225	1,225	0	0
023030111	HAYWARD	CA		07/20/2023		0	0	(43)	0	0	0	(43)	0	2,503	2,503	0	0
230512238	LAKE WALES	FL		07/10/2023		0	0	(19)	0	0	0	(19)	0	679	679	0	0
230510976	NEW ORLEANS	LA		07/10/2023		0	0	(23)	0	0	0	(23)	0	836	836	0	0
230509853	WILMINGTON	NC		07/10/2023		0	0	(12)	0	0	0	(12)	0	443	443	0	0
230510513	MYRTLE BEACH	SC		07/10/2023		0	0	(101)	0	0	0	(101)	0	3,607	3,607	0	0
230507907	JACKSONVILLE	FL		07/10/2023		0	0	(26)	0	0	0	(26)	0	939	939	0	0
230616542	HUNTINGTON BEACH	CA		07/10/2023		0	0	(65)	0	0	0	(65)	0	2,330	2,330	0	0
230509895	KENOSHA	WI		07/14/2023		0	0	(5)	0	0	0	(5)	0	250	250	0	0
230513582	MIAMI	FL		07/14/2023		0	0	(22)	0	0	0	(22)	0	1,039	1,039	0	0
230401168	LUTZ	FL		07/10/2023		0	0	(104)	0	0	0	(104)	0	3,726	3,726	0	0
230615288	WILMINGTON	NC		07/14/2023		0	0	(22)	0	0	0	(22)	0	1,006	1,006	0	0
230513400	PALM COAST	FL		07/10/2023		0	0	(15)	0	0	0	(15)	0	536	536	0	0
230513913	MYRTLE BEACH	SC		07/10/2023		0	0	(15)	0	0	0	(15)	0	538	538	0	0
230615569	SAINT PETERSBURG	FL		07/14/2023		0	0	(19)	0	0	0	(19)	0	883	883	0	0
230402331	MILWAUKEE	WI		07/10/2023		0	0	(8)	0	0	0	(8)	0	286	286	0	0
230618928	LATHROP	CA		07/14/2023		0	0	(52)	0	0	0	(52)	0	2,094	2,094	0	0
023040216	RICHMOND	VA		07/20/2023		0	0	(3)	0	0	0	(3)	0	175	175	0	0
023050186	CAPE MAY	NJ		07/20/2023		0	0	(16)	0	0	0	(16)	0	1,427	1,427	0	0
023030270	SEVILLE	OH		07/20/2023		0	0	(9)	0	0	0	(9)	0	444	444	0	0
023040165	CORONA	CA		07/20/2023		0	0	(28)	0	0	0	(28)	0	1,410	1,410	0	0
230513772	ZEPHYRHILLS	FL		07/10/2023		0	0	(9)	0	0	0	(9)	0	335	335	0	0
230614968	SANTA MARIA	CA		07/14/2023		0	0	(26)	0	0	0	(26)	0	1,025	1,025	0	0
230514051	CAMDEN	NJ		07/10/2023		0	0	(8)	0	0	0	(8)	0	273	273	0	0
230403826	KEY BISCAYNE	FL		07/10/2023		0	0	(39)	0	0	0	(39)	0	1,408	1,408	0	0
230399479	CUTLER BAY	FL		07/10/2023		0	0	(2,758)	0	0	0	(2,758)	0	98,485	98,485	0	0
023050139	DALLAS	TX		07/20/2023		0	0	(34)	0	0	0	(34)	0	1,731	1,731	0	0
230512840	HOUSTON	TX		07/10/2023		0	0	(6)	0	0	0	(6)	0	204	204	0	0
230507808	NORTH MYRTLE BEACH	SC		07/10/2023		0	0	(10)	0	0	0	(10)	0	352	352	0	0
230616039	CAMDEN	NJ		07/10/2023		0	0	(9)	0	0	0	(9)	0	320	320	0	0
230510075	OCALA	FL		07/10/2023		0	0	(24)	0	0	0	(24)	0	867	867	0	0
230513525	COCKEYSVILLE	MD		07/10/2023		0	0	(25)	0	0	0	(25)	0	875	875	0	0
230616922	BALTIMORE	MD		07/10/2023		0	0	(10)	0	0	0	(10)	0	361	361	0	0
230510125	RODEO	CA		07/10/2023		0	0	(31)	0	0	0	(31)	0	1,109	1,109	0	0
230615718	MILWAUKEE	WI		07/14/2023		0	0	(6)	0	0	0	(6)	0	268	268	0	0
230616450	LADSON	SC		07/14/2023		0	0	(11)	0	0	0	(11)	0	527	527	0	0
230514036	CAMDEN	NJ		07/14/2023		0	0	(8)	0	0	0	(8)	0	324	324	0	0
230512543	OLYMPIA	WA		07/10/2023		0	0	(24)	0	0	0	(24)	0	856	856	0	0
230511479	WINTER SPRINGS	FL		07/10/2023		0	0	(31)	0	0	0	(31)	0	1,106	1,106	0	0
230290314	KISSIMEE	FL		07/10/2023		0	0	(8)	0	0	0	(8)	0	288	288	0	0
023050056	MIAMI BEACH	FL		07/20/2023		0	0	(137)	0	0	0	(137)	0	6,990	6,990	0	0

STATEMENT AS OF JUNE 30, 2024 OF THE Reliance Standard Life Insurance Company

SCHEDULE B - PART 3

Showing All Mortgage Loans DISPOSED, Transferred or Repaid During the Current Quarter

1 Loan Number	2 Location		4 Loan Type	5 Date Acquired	6 Disposal Date	7 Book Value/ Recorded Investment Excluding Accrued Interest Prior Year	8 Change in Book Value/Recorded Investment						14 Book Value/ Recorded Investment Excluding Accrued Interest on Disposal	15 Consid- eration	16 Foreign Exchange Gain (Loss) on Disposal	17 Realized Gain (Loss) on Disposal	18 Total Gain (Loss) on Disposal
	2 City	3 State					8 Unrealized Valuation Increase/ (Decrease)	9 Current Year's (Amortization) /Accretion	10 Current Year's Other- Than- Temporary Impairment Recognized	11 Capitalized Deferred Interest and Other	12 Total Change in Book Value (8+9-10+11)	13 Total Foreign Exchange Change in Book Value					
230507865	SANTA ROSA BEACH	FL		07/10/2023		0	0	(82)	0	0	0	(82)	0	2,919	2,919	0	0
230394504	GREENSBORO	NC		07/14/2023		0	0	(8)	0	0	0	(8)	0	311	311	0	0
230615296	TAMPA	FL		07/14/2023		0	0	(39)	0	0	0	(39)	0	1,532	1,532	0	0
023040224	MARINA DEL REY	CA		07/20/2023		0	0	(18)	0	0	0	(18)	0	906	906	0	0
230618043	SUNDERLAND	MD		07/14/2023		0	0	(8)	0	0	0	(8)	0	366	366	0	0
023040373	HUNTINGTON BEACH	CA		07/20/2023		0	0	(14,762)	0	0	0	(14,762)	0	869,946	869,946	0	0
230398786	PORT CHESTER	NY		07/10/2023		0	0	(33)	0	0	0	(33)	0	1,168	1,168	0	0
023050126	PHILADELPHIA	PA		07/20/2023		0	0	(19)	0	0	0	(19)	0	962	962	0	0
230512873	NORTH MYRTLE BEACH	SC		07/14/2023		0	0	(9)	0	0	0	(9)	0	356	356	0	0
023050247	FRESNO	CA		07/20/2023		0	0	(22)	0	0	0	(22)	0	1,075	1,075	0	0
230512782	MUSKEGON	MI		07/10/2023		0	0	(10)	0	0	0	(10)	0	361	361	0	0
230402836	WARREN	MI		07/10/2023		0	0	(6)	0	0	0	(6)	0	211	211	0	0
230514275	PARKLAND	FL		07/14/2023		0	0	(32)	0	0	0	(32)	0	1,281	1,281	0	0
023050220	SOUTHAMPTON	PA		07/20/2023		0	0	(18)	0	0	0	(18)	0	900	900	0	0
230511347	LA PORTE	TX		07/14/2023		0	0	(7)	0	0	0	(7)	0	331	331	0	0
230397762	WILDOMAR	CA		07/10/2023		0	0	(30)	0	0	0	(30)	0	1,054	1,054	0	0
023050238	EASTPOINTE	MI		07/20/2023		0	0	(4)	0	0	0	(4)	0	183	183	0	0
023040271	PONTE VEDRA	FL		07/20/2023		0	0	(19)	0	0	0	(19)	0	1,106	1,106	0	0
230513293	SAN ANTONIO	TX		07/10/2023		0	0	(9)	0	0	0	(9)	0	325	325	0	0
230616187	IRVINE	CA		07/10/2023		0	0	(56)	0	0	0	(56)	0	2,013	2,013	0	0
230620288	NASHVILLE	TN		07/14/2023		0	0	(9)	0	0	0	(9)	0	354	354	0	0
230618423	BOYNTON BEACH	FL		07/14/2023		0	0	(22)	0	0	0	(22)	0	858	858	0	0
230511271	DANVILLE	VA		07/10/2023		0	0	(5)	0	0	0	(5)	0	194	194	0	0
230512675	HOHENWALD	TN		07/10/2023		0	0	(6)	0	0	0	(6)	0	206	206	0	0
230513707	SNELLVILLE	GA		07/10/2023		0	0	(33)	0	0	0	(33)	0	1,193	1,193	0	0
230510539	PLEASANT GROVE	AL		07/10/2023		0	0	(20)	0	0	0	(20)	0	718	718	0	0
230513657	BALTIMORE	MD		07/14/2023		0	0	(11)	0	0	0	(11)	0	450	450	0	0
230512444	MIAMI	FL		07/10/2023		0	0	(58)	0	0	0	(58)	0	2,061	2,061	0	0
230614885	ATLANTA	GA		07/10/2023		0	0	(44)	0	0	0	(44)	0	1,565	1,565	0	0
230510950	HOUSTON	TX		07/10/2023		0	0	(9)	0	0	0	(9)	0	328	328	0	0
230614703	LONGBOAT KEY	FL		07/10/2023		0	0	(41)	0	0	0	(41)	0	1,468	1,468	0	0
230509085	FORT WORTH	TX		07/10/2023		0	0	(12)	0	0	0	(12)	0	411	411	0	0
230511461	ORLANDO	FL		07/10/2023		0	0	(40)	0	0	0	(40)	0	1,433	1,433	0	0
230513186	INVERNESS	FL		07/10/2023		0	0	(15)	0	0	0	(15)	0	528	528	0	0
023020302	PRATT	KS		07/20/2023		0	0	(8)	0	0	0	(8)	0	452	452	0	0
023040074	CITY OF WEST SACRAMENTO	CA		07/20/2023		0	0	(21)	0	0	0	(21)	0	1,212	1,212	0	0
220972871	KISSIMEE	FL		07/10/2023		0	0	(13)	0	0	0	(13)	0	471	471	0	0
230513848	OCEAN CITY	MD		07/10/2023		0	0	(27)	0	0	0	(27)	0	958	958	0	0
023040395	MARINA DEL REY	CA		07/20/2023		0	0	(13)	0	0	0	(13)	0	1,151	1,151	0	0
230510398	PENSACOLA	FL		07/14/2023		0	0	(10)	0	0	0	(10)	0	462	462	0	0
230513376	PENSACOLA BEACH	FL		07/10/2023		0	0	(36)	0	0	0	(36)	0	1,293	1,293	0	0
230614521	FORT LAUDERDALE	FL		07/14/2023		0	0	(16)	0	0	0	(16)	0	645	645	0	0
230618894	GEORGETOWN	MD		07/14/2023		0	0	(8)	0	0	0	(8)	0	312	312	0	0
230618019	SEMINOLE	FL		07/14/2023		0	0	(15)	0	0	0	(15)	0	572	572	0	0
230507493	MIAMI	FL		07/10/2023		0	0	(13)	0	0	0	(13)	0	455	455	0	0
230510406	PENSACOLA	FL		07/14/2023		0	0	(9)	0	0	0	(9)	0	432	432	0	0
230509564	BAYONNE	NJ		07/10/2023		0	0	(17)	0	0	0	(17)	0	612	612	0	0
230510612	SAVANNAH	GA		07/10/2023		0	0	(32)	0	0	0	(32)	0	1,148	1,148	0	0
230187031	NASHVILLE	TN		07/10/2023		0	0	(13)	0	0	0	(13)	0	450	450	0	0
230511073	DORAL	FL		07/14/2023		0	0	(37)	0	0	0	(37)	0	870	870	0	0
230510109	ARLINGTON	TX		07/10/2023		0	0	(16)	0	0	0	(16)	0	574	574	0	0

E02.180

STATEMENT AS OF JUNE 30, 2024 OF THE Reliance Standard Life Insurance Company

SCHEDULE B - PART 3

Showing All Mortgage Loans DISPOSED, Transferred or Repaid During the Current Quarter

1 Loan Number	2 Location		4 Loan Type	5 Date Acquired	6 Disposal Date	7 Book Value/ Recorded Investment Excluding Accrued Interest Prior Year	8 Change in Book Value/Recorded Investment						14 Book Value/ Recorded Investment Excluding Accrued Interest on Disposal	15 Consid- eration	16 Foreign Exchange Gain (Loss) on Disposal	17 Realized Gain (Loss) on Disposal	18 Total Gain (Loss) on Disposal
	2 City	3 State					8 Unrealized Valuation Increase/ (Decrease)	9 Current Year's (Amortization) /Accretion	10 Current Year's Other- Than- Temporary Impairment Recognized	11 Capitalized Deferred Interest and Other	12 Total Change in Book Value (8+9-10+11)	13 Total Foreign Exchange Change in Book Value					
023050361	MILWAUKEE	WI		07/20/2023		0	0	(7)	0	0	(7)	0	361	361	0	0	0
023040137	GLENDALE	WI		07/20/2023		0	0	(10)	0	0	(10)	0	485	485	0	0	0
230618209	MYRTLE BEACH	SC		07/14/2023		0	0	(12)	0	0	(12)	0	467	467	0	0	0
230615452	INDIAN ROCKS BEACH	FL		07/14/2023		0	0	(67)	0	0	(67)	0	3,134	3,134	0	0	0
230406407	ROCHESTER HILLS	MI		07/10/2023		0	0	(8)	0	0	(8)	0	303	303	0	0	0
230513269	COLUMBUS	OH		07/10/2023		0	0	(8)	0	0	(8)	0	287	287	0	0	0
230396954	OCALA	FL		07/10/2023		0	0	(17)	0	0	(17)	0	592	592	0	0	0
230514200	KISSIMMEE	FL		07/14/2023		0	0	(12)	0	0	(12)	0	544	544	0	0	0
023040012	SALISBURY	MD		07/20/2023		0	0	(22)	0	0	(22)	0	1,865	1,865	0	0	0
023050110	DALLAS	TX		07/20/2023		0	0	(37)	0	0	(37)	0	1,864	1,864	0	0	0
230510240	ORLANDO	FL		07/14/2023		0	0	(12)	0	0	(12)	0	545	545	0	0	0
230402950	NEWTON	NJ		07/10/2023		0	0	(29)	0	0	(29)	0	1,046	1,046	0	0	0
230615593	MYRTLE BEACH	SC		07/14/2023		0	0	(9)	0	0	(9)	0	346	346	0	0	0
230511685	SOMERSET	KY		07/10/2023		0	0	(7)	0	0	(7)	0	260	260	0	0	0
230511925	PEABODY	MA		07/10/2023		0	0	(24)	0	0	(24)	0	873	873	0	0	0
230396434	KISSIMMEE	FL		07/10/2023		0	0	(12)	0	0	(12)	0	436	436	0	0	0
230512907	MIAMI	FL		07/14/2023		0	0	(8)	0	0	(8)	0	365	365	0	0	0
230617276	SAINT AUGUSTINE	FL		07/10/2023		0	0	(35)	0	0	(35)	0	1,252	1,252	0	0	0
230509887	KENOSHA	WI		07/14/2023		0	0	(5)	0	0	(5)	0	230	230	0	0	0
230512857	MIAMI	FL		07/14/2023		0	0	(8)	0	0	(8)	0	365	365	0	0	0
230507519	COCONUT CREEK	FL		07/10/2023		0	0	(24)	0	0	(24)	0	839	839	0	0	0
230514150	KISSIMMEE	FL		07/14/2023		0	0	(12)	0	0	(12)	0	555	555	0	0	0
230618761	DALLAS	TX		07/14/2023		0	0	(105)	0	0	(105)	0	4,180	4,180	0	0	0
023050092	MONTGOMERY	TX		07/20/2023		0	0	(7)	0	0	(7)	0	398	398	0	0	0
023050120	MARINA DEL REY	CA		07/20/2023		0	0	(26)	0	0	(26)	0	1,293	1,293	0	0	0
230617516	WAXHAW	NC		07/14/2023		0	0	(19)	0	0	(19)	0	763	763	0	0	0
230617466	RIVIERA BEACH	FL		07/14/2023		0	0	(12)	0	0	(12)	0	477	477	0	0	0
230616534	NORTH MYRTLE BEACH	SC		07/10/2023		0	0	(15)	0	0	(15)	0	522	522	0	0	0
023050292	SANTA ROSA BEACH	FL		07/20/2023		0	0	(26)	0	0	(26)	0	1,564	1,564	0	0	0
230399974	HOUSTON	TX		07/10/2023		0	0	(672)	0	0	(672)	0	23,982	23,982	0	0	0
230615866	WILMINGTON	DE		07/31/2023		0	0	0	0	0	0	0	58	58	0	0	0
0V3416754	ALBANY	NY		07/28/2023		0	0	(24)	0	0	(24)	0	431	431	0	0	0
0V3467482	CASA GRANDE	AZ		07/28/2023		0	0	0	0	0	0	0	580	580	0	0	0
0V3453515	JACKSONVILLE	FL		07/28/2023		0	0	(4)	0	0	(4)	0	298	298	0	0	0
0V3468434	NORTH PORT	FL		07/28/2023		0	0	0	0	0	0	0	804	804	0	0	0
0V3467479	ORLANDO	FL		07/28/2023		0	0	13	0	0	13	0	764	764	0	0	0
0V3466991	BOOTHBAY	ME		07/28/2023		0	0	34	0	0	34	0	2,464	2,464	0	0	0
0V3468432	BALDWIN	MI		07/28/2023		0	0	9	0	0	9	0	1,022	1,022	0	0	0
0V3375664	BOCA RATON	FL		07/28/2023		0	0	11	0	0	11	0	684	684	0	0	0
0V3468427	SELBYVILLE	DE		07/28/2023		0	0	1	0	0	1	0	721	721	0	0	0
0V3461035	LEWISBURG	TN		07/28/2023		0	0	6	0	0	6	0	674	674	0	0	0
0V3463598	RENO	NV		07/28/2023		0	0	1	0	0	1	0	862	862	0	0	0
0V3467480	KINDRED	FL		07/28/2023		0	0	(6)	0	0	(6)	0	634	634	0	0	0
0V3460223	GALVESTON	TX		07/28/2023		0	0	12	0	0	12	0	1,013	1,013	0	0	0
0V3405232	CLEVELAND	TN		07/28/2023		0	0	15	0	0	15	0	399	399	0	0	0
0V3466097	SEMINOLE	FL		07/28/2023		0	0	14	0	0	14	0	1,544	1,544	0	0	0
0V3372309	AMHERST	NY		07/28/2023		0	0	59	0	0	59	0	700	700	0	0	0
0V3468882	JACKSONVILLE	FL		07/28/2023		0	0	9	0	0	9	0	525	525	0	0	0
0V3432368	HARTFORD	CT		07/28/2023		0	0	(11)	0	0	(11)	0	473	473	0	0	0
0V3465592	CHARLOTTE	NC		07/28/2023		0	0	(9)	0	0	(9)	0	2,344	2,344	0	0	0
0V3429623	KANSAS CITY	MO		07/28/2023		0	0	(7)	0	0	(7)	0	248	248	0	0	0

E02.181

STATEMENT AS OF JUNE 30, 2024 OF THE Reliance Standard Life Insurance Company

SCHEDULE B - PART 3

Showing All Mortgage Loans DISPOSED, Transferred or Repaid During the Current Quarter

1 Loan Number	2 Location		4 Loan Type	5 Date Acquired	6 Disposal Date	7 Book Value/ Recorded Investment Excluding Accrued Interest Prior Year	8 Change in Book Value/Recorded Investment						14 Book Value/ Recorded Investment Excluding Accrued Interest on Disposal	15 Consid- eration	16 Foreign Exchange Gain (Loss) on Disposal	17 Realized Gain (Loss) on Disposal	18 Total Gain (Loss) on Disposal
	2 City	3 State					8 Unrealized Valuation Increase/ (Decrease)	9 Current Year's (Amortization) /Accretion	10 Current Year's Other- Than- Temporary Impairment Recognized	11 Capitalized Deferred Interest and Other	12 Total Change in Book Value (8+9-10+11)	13 Total Foreign Exchange Change in Book Value					
0V3468025	NEW SMYRNA BEACH	FL		07/28/2023		0	0	(7)	0	0	0	(7)	0	1,434	1,434	0	0
0V3463591	LUTZ	FL		07/28/2023		0	0	(7)	0	0	0	(7)	0	1,772	1,772	0	0
BB1093990	Toms River	NJ		08/03/2023		0	0	822	0	0	0	822	0	4,163	4,163	0	0
BB1093960	Loughman	FL		08/03/2023		0	0	53	0	0	0	53	0	759	759	0	0
BB1093970	Elkridge	MD		08/03/2023		0	0	32	0	0	0	32	0	738	738	0	0
BB1093940	Superior	CO		08/03/2023		0	0	554	0	0	0	554	0	2,682	2,682	0	0
BB1093980	Plainfield	NJ		08/03/2023		0	0	223	0	0	0	223	0	1,764	1,764	0	0
BB1093950	Suffolk	VA		08/03/2023		0	0	119	0	0	0	119	0	1,069	1,069	0	0
230616211	GLEN BURNIE	MD		08/04/2023		0	0	(16)	0	0	0	(16)	0	845	845	0	0
231022685	SPIGEWOOD	TX		08/11/2023		0	0	(66)	0	0	0	(66)	0	2,247	2,247	0	0
230618638	DETROIT	MI		08/04/2023		0	0	(6)	0	0	0	(6)	0	335	335	0	0
230621286	CHARLES TOWN	WV		08/18/2023		0	0	(12)	0	0	0	(12)	0	373	373	0	0
231021461	FORT LAUDERDALE	FL		08/11/2023		0	0	(7)	0	0	0	(7)	0	219	219	0	0
230722944	WETHERSFIELD	CT		08/15/2023		0	0	(7)	0	0	0	(7)	0	562	562	0	0
023050325	HOUSTON	TX		08/07/2023		0	0	(10)	0	0	0	(10)	0	382	382	0	0
023050153	MISSION	TX		08/21/2023		0	0	(23)	0	0	0	(23)	0	889	889	0	0
231022285	SAINT CLOUD	FL		08/11/2023		0	0	(15)	0	0	0	(15)	0	509	509	0	0
231022583	PENSACOLA	FL		08/11/2023		0	0	(39)	0	0	0	(39)	0	1,259	1,259	0	0
230617615	KANNAPOLIS	NC		08/18/2023		0	0	(11)	0	0	0	(11)	0	302	302	0	0
230725368	ORLANDO	FL		08/18/2023		0	0	(17)	0	0	0	(17)	0	910	910	0	0
231022736	PALM COAST	FL		08/11/2023		0	0	(67)	0	0	0	(67)	0	2,298	2,298	0	0
230514234	BALDWIN PARK	CA		08/04/2023		0	0	(7)	0	0	0	(7)	0	379	379	0	0
230616864	BALCH SPRINGS	TX		08/04/2023		0	0	(5)	0	0	0	(5)	0	293	293	0	0
231022387	HOPATCONG	NJ		08/11/2023		0	0	(19)	0	0	0	(19)	0	626	626	0	0
023060239	SOUTH HAVEN	MI		08/29/2023		0	0	(53)	0	0	0	(53)	0	1,734	1,734	0	0
231022405	JOPPA	MD		08/11/2023		0	0	(125)	0	0	0	(125)	0	4,193	4,193	0	0
230511396	COMPTON	CA		08/15/2023		0	0	(7)	0	0	0	(7)	0	733	733	0	0
231022526	FORT WALTON BEACH	FL		08/11/2023		0	0	(60)	0	0	0	(60)	0	2,030	2,030	0	0
231022284	PHOENIX	AZ		08/11/2023		0	0	(3)	0	0	0	(3)	0	100	100	0	0
231022158	SUGAR LAND	TX		08/11/2023		0	0	(28)	0	0	0	(28)	0	886	886	0	0
230615528	ORANGE	TX		08/04/2023		0	0	(9)	0	0	0	(9)	0	462	462	0	0
023060137	SUAMICO	WI		08/07/2023		0	0	(12)	0	0	0	(12)	0	599	599	0	0
230829434	NORTH WILLOWOOD	NJ		08/23/2023		0	0	(9)	0	0	0	(9)	0	385	385	0	0
231022303	BLOOMINGDALE	IL		08/11/2023		0	0	(30)	0	0	0	(30)	0	1,024	1,024	0	0
231022424	DECATUR	AL		08/11/2023		0	0	(25)	0	0	0	(25)	0	764	764	0	0
023050237	ANTILOCH	CA		08/21/2023		0	0	(8)	0	0	0	(8)	0	509	509	0	0
231022252	CORDOVA	TN		08/11/2023		0	0	(44)	0	0	0	(44)	0	1,365	1,365	0	0
231021945	METAIRIE	LA		08/11/2023		0	0	(14)	0	0	0	(14)	0	425	425	0	0
231022170	ORLANDO	FL		08/11/2023		0	0	(4)	0	0	0	(4)	0	113	113	0	0
230513541	HOBBS	NM		08/04/2023		0	0	(8)	0	0	0	(8)	0	442	442	0	0
230621096	SAINT LOUIS	MO		08/04/2023		0	0	(7)	0	0	0	(7)	0	371	371	0	0
230620585	BEND	OR		08/15/2023		0	0	(51)	0	0	0	(51)	0	5,700	5,700	0	0
231022475	HENDERSON	NV		08/11/2023		0	0	(2)	0	0	0	(2)	0	70	70	0	0
231022596	BOCA RATON	FL		08/11/2023		0	0	(30)	0	0	0	(30)	0	995	995	0	0
230512311	GREENVILLE	SC		08/04/2023		0	0	(9)	0	0	0	(9)	0	465	465	0	0
230614455	SHELTON	CT		08/04/2023		0	0	(11)	0	0	0	(11)	0	609	609	0	0
231021578	DOVER	MA		08/11/2023		0	0	(64)	0	0	0	(64)	0	2,205	2,205	0	0
231021760	COLORADO SPRINGS	CO		08/11/2023		0	0	(11)	0	0	0	(11)	0	326	326	0	0
023050307	GLENSIDE	PA		08/07/2023		0	0	(12)	0	0	0	(12)	0	606	606	0	0
230509820	HINNSVILLE	GA		08/04/2023		0	0	(4)	0	0	0	(4)	0	238	238	0	0
231022267	SHADY COVE	OR		08/11/2023		0	0	(22)	0	0	0	(22)	0	739	739	0	0

E02.182

STATEMENT AS OF JUNE 30, 2024 OF THE Reliance Standard Life Insurance Company

SCHEDULE B - PART 3

Showing All Mortgage Loans DISPOSED, Transferred or Repaid During the Current Quarter

1 Loan Number	2 Location		4 Loan Type	5 Date Acquired	6 Disposal Date	7 Book Value/ Recorded Investment Excluding Accrued Interest Prior Year	8 Change in Book Value/Recorded Investment						14 Book Value/ Recorded Investment Excluding Accrued Interest on Disposal	15 Consid- eration	16 Foreign Exchange Gain (Loss) on Disposal	17 Realized Gain (Loss) on Disposal	18 Total Gain (Loss) on Disposal
	2 City	3 State					8 Unrealized Valuation Increase/ (Decrease)	9 Current Year's (Amortization) /Accretion	10 Current Year's Other- Than- Temporary Impairment Recognized	11 Capitalized Deferred Interest and Other	12 Total Change in Book Value (8+9-10+11)	13 Total Foreign Exchange Change in Book Value					
023060140	MCDONOUGH	GA		08/07/2023		0	0	(32)	0	0	0	(32)	0	1,192	1,192	0	0
231022565	MORTON GROVE	IL		08/11/2023		0	0	(50)	0	0	0	(50)	0	1,718	1,718	0	0
230723959	MINT HILL	NC		08/23/2023		0	0	(21)	0	0	0	(21)	0	834	834	0	0
231023024	SIMPSONVILLE	SC		08/11/2023		0	0	(31)	0	0	0	(31)	0	1,065	1,065	0	0
231022291	ATHENS	GA		08/11/2023		0	0	(13)	0	0	0	(13)	0	397	397	0	0
230725913	MARIETTA	GA		08/23/2023		0	0	(15)	0	0	0	(15)	0	628	628	0	0
231021736	PATERSON	NJ		08/11/2023		0	0	(23)	0	0	0	(23)	0	792	792	0	0
231022579	AVON	CO		08/11/2023		0	0	(14)	0	0	0	(14)	0	465	465	0	0
230727125	SAVANNAH	GA		09/01/2023		0	0	(17)	0	0	0	(17)	0	567	567	0	0
230621021	THOUSAND OAKS	CA		09/01/2023		0	0	(58)	0	0	0	(58)	0	2,598	2,598	0	0
023050079	PEMBROKE PINES	FL		08/07/2023		0	0	(39)	0	0	0	(39)	0	1,914	1,914	0	0
230620460	CHARLOTTE	NC		08/18/2023		0	0	(21)	0	0	0	(21)	0	637	637	0	0
230618134	SANTA ANA	CA		08/04/2023		0	0	(21)	0	0	0	(21)	0	1,113	1,113	0	0
231022965	ST. GEORGE	UT		08/11/2023		0	0	(17)	0	0	0	(17)	0	570	570	0	0
231022718	SCOTTSDALE	AZ		08/11/2023		0	0	(48)	0	0	0	(48)	0	1,593	1,593	0	0
231022476	MIDLAND	TX		08/11/2023		0	0	(19)	0	0	0	(19)	0	639	639	0	0
231022527	CHARLOTTE	NC		08/11/2023		0	0	(12)	0	0	0	(12)	0	364	364	0	0
230621666	NORTH MYRTLE BEACH	SC		08/18/2023		0	0	(12)	0	0	0	(12)	0	364	364	0	0
023050168	POMONA	CA		08/07/2023		0	0	(6)	0	0	0	(6)	0	297	297	0	0
231022648	SUNLAND PARK	NM		08/11/2023		0	0	(1,540)	0	0	0	(1,540)	0	50,986	50,986	0	0
231022532	LAS VEGAS	NV		08/11/2023		0	0	(23)	0	0	0	(23)	0	762	762	0	0
231021691	FORT LAUDERDALE	FL		08/11/2023		0	0	(10)	0	0	0	(10)	0	294	294	0	0
023060289	DORAL	FL		08/29/2023		0	0	(174)	0	0	0	(174)	0	7,292	7,292	0	0
023050103	KELSO	WA		08/21/2023		0	0	(14)	0	0	0	(14)	0	805	805	0	0
230616559	ROCKWALL	TX		08/04/2023		0	0	(28)	0	0	0	(28)	0	1,488	1,488	0	0
230619538	WILDIWOOD CREST	NJ		08/04/2023		0	0	(40)	0	0	0	(40)	0	2,136	2,136	0	0
230621203	BALTIMORE	MD		08/23/2023		0	0	(19)	0	0	0	(19)	0	734	734	0	0
231022248	BOWIE	MD		08/11/2023		0	0	(11)	0	0	0	(11)	0	365	365	0	0
023060020	MOSES LAKE	WA		08/07/2023		0	0	(31)	0	0	0	(31)	0	1,489	1,489	0	0
023050359	MEMPHIS	TN		08/29/2023		0	0	(5)	0	0	0	(5)	0	198	198	0	0
231022425	MOBILE	AL		08/11/2023		0	0	(11)	0	0	0	(11)	0	341	341	0	0
230724031	MANALAPAN	NJ		09/01/2023		0	0	(156)	0	0	0	(156)	0	4,223	4,223	0	0
231021463	STUART	FL		08/11/2023		0	0	(12)	0	0	0	(12)	0	357	357	0	0
230725194	NEWARK	CA		08/23/2023		0	0	(61)	0	0	0	(61)	0	2,449	2,449	0	0
023060036	SANTA ROSA BEACH	FL		08/07/2023		0	0	(33)	0	0	0	(33)	0	1,603	1,603	0	0
230723710	BARRINGTON	NJ		08/18/2023		0	0	(10)	0	0	0	(10)	0	620	620	0	0
231022529	SPOKANE	WA		08/11/2023		0	0	(15)	0	0	0	(15)	0	490	490	0	0
230619496	TEMPE	AZ		08/04/2023		0	0	(25)	0	0	0	(25)	0	1,328	1,328	0	0
230615403	CAMBRIDGE	MD		08/04/2023		0	0	(8)	0	0	0	(8)	0	454	454	0	0
023060060	CHICAGO	IL		08/07/2023		0	0	(55)	0	0	0	(55)	0	2,664	2,664	0	0
230512253	NASHVILLE	TN		08/18/2023		0	0	(18)	0	0	0	(18)	0	545	545	0	0
230511230	BEAVER DAM	WI		08/04/2023		0	0	(3)	0	0	0	(3)	0	185	185	0	0
230615163	GLEN BURNIE	MD		08/04/2023		0	0	(8)	0	0	0	(8)	0	444	444	0	0
231021635	OCFEE	FL		08/11/2023		0	0	(10)	0	0	0	(10)	0	308	308	0	0
230725624	GARY	IN		09/01/2023		0	0	(9)	0	0	0	(9)	0	229	229	0	0
230617631	CONCORD	NC		08/18/2023		0	0	(13)	0	0	0	(13)	0	341	341	0	0
023060111	CITRUS SPRINGS	FL		08/21/2023		0	0	(9)	0	0	0	(9)	0	344	344	0	0
231021933	LAKE TAPPS	WA		08/11/2023		0	0	(29)	0	0	0	(29)	0	906	906	0	0
230510679	MAYFIELD	PA		08/04/2023		0	0	(7)	0	0	0	(7)	0	363	363	0	0
230725566	STOCKTON	CA		08/18/2023		0	0	(50)	0	0	0	(50)	0	2,629	2,629	0	0
231022598	INLET BEACH	FL		08/11/2023		0	0	(41)	0	0	0	(41)	0	1,400	1,400	0	0

E02.183

STATEMENT AS OF JUNE 30, 2024 OF THE Reliance Standard Life Insurance Company

SCHEDULE B - PART 3

Showing All Mortgage Loans DISPOSED, Transferred or Repaid During the Current Quarter

1 Loan Number	2 Location		4 Loan Type	5 Date Acquired	6 Disposal Date	7 Book Value/ Recorded Investment Excluding Accrued Interest Prior Year	8 Change in Book Value/Recorded Investment					14 Book Value/ Recorded Investment Excluding Accrued Interest on Disposal	15 Consid- eration	16 Foreign Exchange Gain (Loss) on Disposal	17 Realized Gain (Loss) on Disposal	18 Total Gain (Loss) on Disposal	
	2 City	3 State					8 Unrealized Valuation Increase/ (Decrease)	9 Current Year's (Amortization) /Accretion	10 Current Year's Other- Than- Temporary Impairment Recognized	11 Capitalized Deferred Interest and Other	12 Total Change in Book Value (8+9-10+11)						13 Total Foreign Exchange Change in Book Value
231022235	CLEARWATER	FL		08/11/2023		0	0	(48)	0	0	0	(48)	0	1,527	1,527	0	0
231022743	DOVER	FL		08/11/2023		0	0	(33)	0	0	0	(33)	0	1,089	1,089	0	0
231021394	COLUMBIA	SC		08/11/2023		0	0	(14)	0	0	0	(14)	0	466	466	0	0
230620700	FRESNO	CA		08/18/2023		0	0	(16)	0	0	0	(16)	0	501	501	0	0
231022738	FORT MYERS	FL		08/11/2023		0	0	(20)	0	0	0	(20)	0	687	687	0	0
230620650	MATTHEWS	NC		08/18/2023		0	0	(27)	0	0	0	(27)	0	754	754	0	0
230615031	HOUSTON	TX		08/04/2023		0	0	(10)	0	0	0	(10)	0	540	540	0	0
023040391	LA QUINTA	CA		08/07/2023		0	0	(16)	0	0	0	(16)	0	792	792	0	0
230508525	CHICAGO	IL		08/04/2023		0	0	(8)	0	0	0	(8)	0	438	438	0	0
231022310	HEBER CITY	UT		08/11/2023		0	0	(25)	0	0	0	(25)	0	774	774	0	0
230620098	FORT MILL	SC		08/23/2023		0	0	(11)	0	0	0	(11)	0	439	439	0	0
230508475	MABANK	TX		09/01/2023		0	0	(56)	0	0	0	(56)	0	1,491	1,491	0	0
023060088	DRIPPING SPRINGS	TX		08/29/2023		0	0	(24)	0	0	0	(24)	0	1,072	1,072	0	0
023050207	LAS VEGAS	NV		08/21/2023		0	0	(32)	0	0	0	(32)	0	1,260	1,260	0	0
231022712	DUNEDIN	FL		08/11/2023		0	0	(71)	0	0	0	(71)	0	2,348	2,348	0	0
230727000	LITTLETON	CO		08/18/2023		0	0	(27)	0	0	0	(27)	0	747	747	0	0
231022470	CHICAGO	IL		08/11/2023		0	0	(26)	0	0	0	(26)	0	813	813	0	0
230617086	STANTON	CA		08/18/2023		0	0	(37)	0	0	0	(37)	0	1,160	1,160	0	0
231022116	CASA GRANDE	AZ		08/11/2023		0	0	(26)	0	0	0	(26)	0	859	859	0	0
231021464	MARGATE	FL		08/11/2023		0	0	(7)	0	0	0	(7)	0	235	235	0	0
231022758	STUART	FL		08/11/2023		0	0	(14)	0	0	0	(14)	0	447	447	0	0
231022414	LAS VEGAS	NV		08/11/2023		0	0	(87)	0	0	0	(87)	0	3,004	3,004	0	0
230514010	REIDSVILLE	NC		08/04/2023		0	0	(8)	0	0	0	(8)	0	428	428	0	0
023060105	SPRING HILL	TN		08/07/2023		0	0	(4)	0	0	0	(4)	0	813	813	0	0
230513459	CINCINNATI	OH		08/18/2023		0	0	(10)	0	0	0	(10)	0	264	264	0	0
231021878	FALL RIVER	MA		08/11/2023		0	0	(56)	0	0	0	(56)	0	1,861	1,861	0	0
231021693	FORT MYERS	FL		08/11/2023		0	0	(13)	0	0	0	(13)	0	412	412	0	0
230616765	HAMPTON	VA		08/04/2023		0	0	(4)	0	0	0	(4)	0	203	203	0	0
023040250	DOYLESTOWN	PA		08/07/2023		0	0	(21)	0	0	0	(21)	0	807	807	0	0
231022260	SEBRING	FL		08/11/2023		0	0	(33)	0	0	0	(33)	0	988	988	0	0
231022674	DESTIN	FL		08/11/2023		0	0	(27)	0	0	0	(27)	0	912	912	0	0
230618480	SONOMA	CA		09/01/2023		0	0	(107)	0	0	0	(107)	0	2,884	2,884	0	0
231022739	POMPANO BEACH	FL		08/11/2023		0	0	(24)	0	0	0	(24)	0	813	813	0	0
230618530	NATIONAL CITY	CA		08/15/2023		0	0	(19)	0	0	0	(19)	0	2,137	2,137	0	0
231022064	WOONSOCKET	RI		08/11/2023		0	0	(161)	0	0	0	(161)	0	5,128	5,128	0	0
230620205	LUBBOCK	TX		08/18/2023		0	0	(17)	0	0	0	(17)	0	464	464	0	0
230828675	KATY	TX		09/01/2023		0	0	(27)	0	0	0	(27)	0	718	718	0	0
231022972	WAUKEGAN	IL		08/11/2023		0	0	(9)	0	0	0	(9)	0	301	301	0	0
230620858	SPRING	TX		09/01/2023		0	0	(29)	0	0	0	(29)	0	995	995	0	0
230614992	CROSBY	TX		08/04/2023		0	0	(10)	0	0	0	(10)	0	554	554	0	0
230514341	FAYETTEVILLE	NC		08/04/2023		0	0	(8)	0	0	0	(8)	0	451	451	0	0
230513780	INDIANAPOLIS	IN		08/04/2023		0	0	(12)	0	0	0	(12)	0	651	651	0	0
230622110	MONTGOMERY	TX		08/18/2023		0	0	(11)	0	0	0	(11)	0	281	281	0	0
230722761	LELAND	NC		08/23/2023		0	0	(84)	0	0	0	(84)	0	3,108	3,108	0	0
230726952	MCDONOUGH	GA		08/23/2023		0	0	(19)	0	0	0	(19)	0	745	745	0	0
231022783	OAK VIEW	CA		08/11/2023		0	0	(986)	0	0	0	(986)	0	33,741	33,741	0	0
230726713	OPELLIKA	AL		08/23/2023		0	0	(8)	0	0	0	(8)	0	303	303	0	0
023060062	WOODLAND HILLS	CA		08/21/2023		0	0	(40)	0	0	0	(40)	0	2,466	2,466	0	0
230723033	CHICAGO	IL		08/18/2023		0	0	(10)	0	0	0	(10)	0	258	258	0	0
023060299	PRESOTT VALLEY	AZ		08/21/2023		0	0	(30)	0	0	0	(30)	0	1,188	1,188	0	0
231022732	ESCONDIDO	CA		08/11/2023		0	0	(62)	0	0	0	(62)	0	2,092	2,092	0	0

E02.184

STATEMENT AS OF JUNE 30, 2024 OF THE Reliance Standard Life Insurance Company

SCHEDULE B - PART 3

Showing All Mortgage Loans DISPOSED, Transferred or Repaid During the Current Quarter

1 Loan Number	2 Location		4 Loan Type	5 Date Acquired	6 Disposal Date	7 Book Value/ Recorded Investment Excluding Accrued Interest Prior Year	8 Change in Book Value/Recorded Investment						14 Book Value/ Recorded Investment Excluding Accrued Interest on Disposal	15 Consid- eration	16 Foreign Exchange Gain (Loss) on Disposal	17 Realized Gain (Loss) on Disposal	18 Total Gain (Loss) on Disposal
	2 City	3 State					8 Unrealized Valuation Increase/ (Decrease)	9 Current Year's (Amortization) /Accretion	10 Current Year's Other- Than- Temporary Impairment Recognized	11 Capitalized Deferred Interest and Other	12 Total Change in Book Value (8+9-10+11)	13 Total Foreign Exchange Change in Book Value					
231022853	MESQUITE	TX		08/11/2023		0	0	(16)	0	0	0	(16)	0	536	536	0	0
230618167	RUSSELL SPRINGS	KY		08/04/2023		0	0	(10)	0	0	0	(10)	0	527	527	0	0
230619421	CONCORD	CA		08/18/2023		0	0	(48)	0	0	0	(48)	0	1,511	1,511	0	0
230396962	BALTIMORE	MD		08/04/2023		0	0	(6)	0	0	0	(6)	0	301	301	0	0
231022192	STUART	FL		08/11/2023		0	0	(29)	0	0	0	(29)	0	930	930	0	0
023050060	LOS ANGELES	CA		08/07/2023		0	0	(29)	0	0	0	(29)	0	1,389	1,389	0	0
231021828	DAVENPORT	FL		08/11/2023		0	0	(34)	0	0	0	(34)	0	1,075	1,075	0	0
023060304	GETTYSBURG	PA		08/29/2023		0	0	(35)	0	0	0	(35)	0	1,452	1,452	0	0
231022117	WILLIS	TX		08/11/2023		0	0	(11)	0	0	0	(11)	0	325	325	0	0
023060006	DORCHESTER	MA		08/21/2023		0	0	(38)	0	0	0	(38)	0	1,518	1,518	0	0
231022420	FLEMINGTON	NJ		08/11/2023		0	0	(12)	0	0	0	(12)	0	395	395	0	0
230404949	GREENSBORO	NC		08/04/2023		0	0	(16)	0	0	0	(16)	0	878	878	0	0
230621948	GLEN ALLEN	VA		08/18/2023		0	0	(39)	0	0	0	(39)	0	1,237	1,237	0	0
230621930	SACRAMENTO	CA		08/18/2023		0	0	(29)	0	0	0	(29)	0	898	898	0	0
231021820	SCOTTSDALE	AZ		08/11/2023		0	0	(44)	0	0	0	(44)	0	1,436	1,436	0	0
231022428	ALAMO	CA		08/11/2023		0	0	(127)	0	0	0	(127)	0	4,118	4,118	0	0
230723355	CONWAY	SC		09/01/2023		0	0	(11)	0	0	0	(11)	0	267	267	0	0
023050130	FORT LEE	NJ		08/07/2023		0	0	(33)	0	0	0	(33)	0	1,251	1,251	0	0
230513822	NASHVILLE	TN		08/04/2023		0	0	(38)	0	0	0	(38)	0	2,020	2,020	0	0
231022098	KATY	TX		08/11/2023		0	0	(1,218)	0	0	0	(1,218)	0	36,719	36,719	0	0
231022689	NAVARRE	FL		08/11/2023		0	0	(27)	0	0	0	(27)	0	908	908	0	0
231022694	NASHVILLE	TN		08/11/2023		0	0	(20)	0	0	0	(20)	0	670	670	0	0
231022205	CAPE CORAL	FL		08/11/2023		0	0	(24)	0	0	0	(24)	0	763	763	0	0
230620403	MYRTLE BEACH	SC		08/18/2023		0	0	(8)	0	0	0	(8)	0	213	213	0	0
023040370	AZUSA	CA		08/07/2023		0	0	(9)	0	0	0	(9)	0	360	360	0	0
023050316	HOLLISTER	CA		08/29/2023		0	0	(5)	0	0	0	(5)	0	204	204	0	0
023060044	PHILADELPHIA	PA		08/07/2023		0	0	(8)	0	0	0	(8)	0	380	380	0	0
230405821	OAK BLUFFS	MA		09/01/2023		0	0	(39)	0	0	0	(39)	0	1,401	1,401	0	0
230510828	NEW CANEY	TX		08/04/2023		0	0	(8)	0	0	0	(8)	0	437	437	0	0
023050405	WASHINGTON COURT HOUSE	OH		08/29/2023		0	0	(35)	0	0	0	(35)	0	1,610	1,610	0	0
023040312	WEST PALM BEACH	FL		08/07/2023		0	0	(16)	0	0	0	(16)	0	610	610	0	0
231022542	HILTON HEAD ISLAND	SC		08/11/2023		0	0	(143)	0	0	0	(143)	0	4,339	4,339	0	0
231022300	HAYWARD	CA		08/11/2023		0	0	(39)	0	0	0	(39)	0	1,205	1,205	0	0
231022421	HOMERVILLE	OH		08/11/2023		0	0	(21)	0	0	0	(21)	0	651	651	0	0
023060037	SOLANA BEACH	CA		08/07/2023		0	0	(7)	0	0	0	(7)	0	1,505	1,505	0	0
230621765	PHILADELPHIA	PA		09/01/2023		0	0	(27)	0	0	0	(27)	0	714	714	0	0
230615940	ALLENDALE	NJ		08/04/2023		0	0	(34)	0	0	0	(34)	0	1,814	1,814	0	0
231022435	PORT ORANGE	FL		08/11/2023		0	0	(14)	0	0	0	(14)	0	443	443	0	0
231022142	LOS ANGELES	CA		08/11/2023		0	0	(23)	0	0	0	(23)	0	726	726	0	0
023040331	ODESSA	FL		08/07/2023		0	0	(52)	0	0	0	(52)	0	2,537	2,537	0	0
231022709	SAVANNAH	GA		08/11/2023		0	0	(11)	0	0	0	(11)	0	351	351	0	0
023060056	MILTON	FL		08/21/2023		0	0	(25)	0	0	0	(25)	0	1,001	1,001	0	0
023050298	PHARR	TX		08/21/2023		0	0	(13)	0	0	0	(13)	0	793	793	0	0
230831919	DENVER	CO		09/01/2023		0	0	(43)	0	0	0	(43)	0	1,142	1,142	0	0
230513897	SEABROOK	TX		08/04/2023		0	0	(7)	0	0	0	(7)	0	348	348	0	0
230723900	CLAREMONT	CA		08/23/2023		0	0	(17)	0	0	0	(17)	0	656	656	0	0
231022625	EAGLE	ID		08/11/2023		0	0	(33)	0	0	0	(33)	0	1,124	1,124	0	0
230401432	FENNVILLE	MI		08/04/2023		0	0	(68)	0	0	0	(68)	0	3,668	3,668	0	0
023040350	HARDEEVILLE	SC		08/07/2023		0	0	(26)	0	0	0	(26)	0	998	998	0	0
230619256	MYRTLE BEACH	SC		08/18/2023		0	0	(24)	0	0	0	(24)	0	717	717	0	0
230723298	LEONA VALLEY	CA		08/18/2023		0	0	(275)	0	0	0	(275)	0	7,770	7,770	0	0

STATEMENT AS OF JUNE 30, 2024 OF THE Reliance Standard Life Insurance Company

SCHEDULE B - PART 3

Showing All Mortgage Loans DISPOSED, Transferred or Repaid During the Current Quarter

1 Loan Number	2 Location		4 Loan Type	5 Date Acquired	6 Disposal Date	7 Book Value/ Recorded Investment Excluding Accrued Interest Prior Year	8 Change in Book Value/Recorded Investment					14 Book Value/ Recorded Investment Excluding Accrued Interest on Disposal	15 Consid- eration	16 Foreign Exchange Gain (Loss) on Disposal	17 Realized Gain (Loss) on Disposal	18 Total Gain (Loss) on Disposal	
	2 City	3 State					8 Unrealized Valuation Increase/ (Decrease)	9 Current Year's (Amortization) /Accretion	10 Current Year's Other- Than- Temporary Impairment Recognized	11 Capitalized Deferred Interest and Other	12 Total Change in Book Value (8+9-10+11)						13 Total Foreign Exchange Change in Book Value
023050290	GREENFIELD	WI		08/07/2023		0	0	(55)	0	0	0	(55)	0	2,062	2,062	0	0
231022644	LOS ANGELES	CA		08/11/2023		0	0	(66)	0	0	0	(66)	0	2,277	2,277	0	0
230724551	MIRAMAR	FL		08/23/2023		0	0	(99)	0	0	0	(99)	0	4,000	4,000	0	0
230616468	STEVENSON RANCH	CA		08/15/2023		0	0	(25)	0	0	0	(25)	0	2,769	2,769	0	0
230511156	LITTLE ROCK	AR		08/04/2023		0	0	(26)	0	0	0	(26)	0	1,377	1,377	0	0
230622136	MYRTLE BEACH	SC		08/18/2023		0	0	(23)	0	0	0	(23)	0	644	644	0	0
023050089	EL PASO	TX		08/21/2023		0	0	(10)	0	0	0	(10)	0	408	408	0	0
230394363	TOWSON	MD		08/04/2023		0	0	(3)	0	0	0	(3)	0	160	160	0	0
230617029	CATONSVILLE	MD		08/04/2023		0	0	(8)	0	0	0	(8)	0	450	450	0	0
231022751	HUDSON	NH		08/11/2023		0	0	(32)	0	0	0	(32)	0	1,057	1,057	0	0
231022155	NORTH MYRTLE BEACH	SC		08/11/2023		0	0	(11)	0	0	0	(11)	0	314	314	0	0
231022448	BURLINGTON	KY		08/11/2023		0	0	(17)	0	0	0	(17)	0	531	531	0	0
023050094	CLOVIS	CA		08/29/2023		0	0	(100)	0	0	0	(100)	0	4,561	4,561	0	0
023050229	GREENACRES	IA		08/29/2023		0	0	(14)	0	0	0	(14)	0	631	631	0	0
231022860	MIRAMAR BEACH	FL		08/11/2023		0	0	(15)	0	0	0	(15)	0	498	498	0	0
230508574	WINTER GARDEN	FL		08/04/2023		0	0	(27)	0	0	0	(27)	0	1,465	1,465	0	0
231022734	MONTGOMERY	TX		08/11/2023		0	0	(12)	0	0	0	(12)	0	382	382	0	0
230725012	ATLANTA	GA		08/18/2023		0	0	(18)	0	0	0	(18)	0	478	478	0	0
231022250	NASHVILLE	TN		08/11/2023		0	0	(25)	0	0	0	(25)	0	834	834	0	0
023060083	TILLAMOOK	OR		08/29/2023		0	0	(18)	0	0	0	(18)	0	767	767	0	0
230617912	HOLLISTER	CA		08/04/2023		0	0	(66)	0	0	0	(66)	0	3,510	3,510	0	0
230620569	MYRTLE BEACH	SC		08/04/2023		0	0	(11)	0	0	0	(11)	0	603	603	0	0
230723249	HOUSTON	TX		09/01/2023		0	0	(18)	0	0	0	(18)	0	457	457	0	0
230723942	GLENDALE	AZ		08/18/2023		0	0	(28)	0	0	0	(28)	0	770	770	0	0
230726176	HOUSTON	TX		08/23/2023		0	0	(154)	0	0	0	(154)	0	5,797	5,797	0	0
230616849	BALTIMORE	MD		08/18/2023		0	0	(11)	0	0	0	(11)	0	315	315	0	0
023060032	WILLIAMSTOWN	NJ		08/07/2023		0	0	(14)	0	0	0	(14)	0	680	680	0	0
023050369	ANTELOPE	CA		08/07/2023		0	0	(17)	0	0	0	(17)	0	635	635	0	0
230725152	NEW ORLEANS	LA		09/01/2023		0	0	(14)	0	0	0	(14)	0	348	348	0	0
023060097	PALMETTO	FL		08/07/2023		0	0	(22)	0	0	0	(22)	0	1,060	1,060	0	0
230615585	PAWLEYS ISLAND	SC		08/04/2023		0	0	(10)	0	0	0	(10)	0	532	532	0	0
231022017	EWA BEACH	HI		08/11/2023		0	0	(182)	0	0	0	(182)	0	5,861	5,861	0	0
230616799	NEW HAVEN	CT		08/15/2023		0	0	(8)	0	0	0	(8)	0	912	912	0	0
231022320	BONITA SPRINGS	FL		08/11/2023		0	0	(24)	0	0	0	(24)	0	786	786	0	0
231022557	MILWAUKEE	WI		08/11/2023		0	0	(7)	0	0	0	(7)	0	222	222	0	0
230614562	KRUM	TX		08/15/2023		0	0	(4)	0	0	0	(4)	0	468	468	0	0
230621393	DENVER	CO		08/18/2023		0	0	(51)	0	0	0	(51)	0	1,433	1,433	0	0
230620189	NORTH MYRTLE BEACH	SC		08/04/2023		0	0	(44)	0	0	0	(44)	0	2,372	2,372	0	0
231022258	GROVE CITY	OH		08/11/2023		0	0	(19)	0	0	0	(19)	0	641	641	0	0
231022226	GRANTS PASS	OR		08/11/2023		0	0	(1,582)	0	0	0	(1,582)	0	49,241	49,241	0	0
231022347	PHILADELPHIA	PA		08/11/2023		0	0	(5)	0	0	0	(5)	0	166	166	0	0
231022594	MIRAMAR BEACH	FL		08/11/2023		0	0	(13)	0	0	0	(13)	0	413	413	0	0
231021631	LAS VEGAS	NV		08/11/2023		0	0	(60)	0	0	0	(60)	0	2,000	2,000	0	0
231022054	GEORGETOWN	IN		08/11/2023		0	0	(18)	0	0	0	(18)	0	581	581	0	0
231022752	BATON ROUGE	LA		08/11/2023		0	0	(5)	0	0	0	(5)	0	156	156	0	0
231021817	SEDONA	AZ		08/11/2023		0	0	(45)	0	0	0	(45)	0	1,455	1,455	0	0
230727893	ROBINSON	TX		09/01/2023		0	0	(23)	0	0	0	(23)	0	618	618	0	0
231022650	SALT LAKE CITY	UT		08/11/2023		0	0	(42)	0	0	0	(42)	0	1,443	1,443	0	0
230616476	PAWLEYS ISLAND	SC		08/18/2023		0	0	(30)	0	0	0	(30)	0	934	934	0	0
231022277	PAYSON	UT		08/11/2023		0	0	(27)	0	0	0	(27)	0	837	837	0	0
023030323	FRESNO	CA		08/07/2023		0	0	(13)	0	0	0	(13)	0	641	641	0	0

E02.186

STATEMENT AS OF JUNE 30, 2024 OF THE Reliance Standard Life Insurance Company

SCHEDULE B - PART 3

Showing All Mortgage Loans DISPOSED, Transferred or Repaid During the Current Quarter

1 Loan Number	2 Location		4 Loan Type	5 Date Acquired	6 Disposal Date	7 Book Value/ Recorded Investment Excluding Accrued Interest Prior Year	8 Change in Book Value/Recorded Investment						14 Book Value/ Recorded Investment Excluding Accrued Interest on Disposal	15 Consid- eration	16 Foreign Exchange Gain (Loss) on Disposal	17 Realized Gain (Loss) on Disposal	18 Total Gain (Loss) on Disposal
	2 City	3 State					8 Unrealized Valuation Increase/ (Decrease)	9 Current Year's (Amortization) /Accretion	10 Current Year's Other- Than- Temporary Impairment Recognized	11 Capitalized Deferred Interest and Other	12 Total Change in Book Value (8+9-10+11)	13 Total Foreign Exchange Change in Book Value					
230619082	FLORENCE	SC		08/18/2023		0	0	(36)	0	0	0	(36)	0	1,037	1,037	0	0
231021678	BOSTON	MA		08/11/2023		0	0	(26)	0	0	0	(26)	0	869	869	0	0
230514192	HOHENWALD	TN		08/04/2023		0	0	(11)	0	0	0	(11)	0	611	611	0	0
231022493	PHOENIX	AZ		08/11/2023		0	0	(126)	0	0	0	(126)	0	3,666	3,666	0	0
023060114	HAVERHILL	MA		08/29/2023		0	0	(11)	0	0	0	(11)	0	498	498	0	0
231022125	MCDONOUGH	GA		08/11/2023		0	0	(27)	0	0	0	(27)	0	863	863	0	0
230617227	SANTA MARIA	CA		09/01/2023		0	0	(62)	0	0	0	(62)	0	1,660	1,660	0	0
231022507	SAN ANTONIO	TX		08/11/2023		0	0	(8)	0	0	0	(8)	0	241	241	0	0
231022628	DURHAM	NC		08/11/2023		0	0	(12)	0	0	0	(12)	0	403	403	0	0
230618118	KAPOLEI	HI		09/01/2023		0	0	(61)	0	0	0	(61)	0	1,619	1,619	0	0
230513921	DALLAS	TX		08/04/2023		0	0	(10)	0	0	0	(10)	0	528	528	0	0
230512717	SHOREACRES	TX		09/01/2023		0	0	(29)	0	0	0	(29)	0	742	742	0	0
023060082	TEGA CAY	SC		08/29/2023		0	0	(23)	0	0	0	(23)	0	981	981	0	0
230616153	ELKIN	NC		08/04/2023		0	0	(5)	0	0	0	(5)	0	287	287	0	0
023060077	MIRAMAR BEACH	FL		08/21/2023		0	0	0	0	0	0	0	0	29	29	0	0
231022391	TAUNTON	MA		08/11/2023		0	0	(29)	0	0	0	(29)	0	993	993	0	0
230618571	JACKSON	TN		08/04/2023		0	0	(5)	0	0	0	(5)	0	290	290	0	0
230620197	VILLA RICA	GA		08/04/2023		0	0	(105)	0	0	0	(105)	0	5,603	5,603	0	0
231021474	DAVENPORT	FL		08/11/2023		0	0	(44)	0	0	0	(44)	0	1,354	1,354	0	0
230722902	DANBURY	CT		09/01/2023		0	0	(18)	0	0	0	(18)	0	462	462	0	0
230509705	WHITTIER	CA		08/04/2023		0	0	(19)	0	0	0	(19)	0	1,023	1,023	0	0
023050152	TORRINGTON	CT		08/07/2023		0	0	(91)	0	0	0	(91)	0	4,415	4,415	0	0
231022632	MIAMI	FL		08/11/2023		0	0	(40)	0	0	0	(40)	0	1,339	1,339	0	0
230620437	COLUMBIA	SC		08/15/2023		0	0	(11)	0	0	0	(11)	0	1,243	1,243	0	0
231021213	DAVIE	FL		08/11/2023		0	0	(48)	0	0	0	(48)	0	1,650	1,650	0	0
231022176	GREENFIELD	MA		08/11/2023		0	0	(22)	0	0	0	(22)	0	729	729	0	0
230725277	HAMPTON	GA		09/01/2023		0	0	(11)	0	0	0	(11)	0	284	284	0	0
230722340	SURF CITY	NC		08/18/2023		0	0	(68)	0	0	0	(68)	0	1,887	1,887	0	0
230405086	CULPEPER	VA		09/01/2023		0	0	(17)	0	0	0	(17)	0	448	448	0	0
231022525	FORT WALTON BEACH	FL		08/11/2023		0	0	(195)	0	0	0	(195)	0	6,596	6,596	0	0
230621831	BALTIMORE	MD		08/04/2023		0	0	(23)	0	0	0	(23)	0	1,212	1,212	0	0
0V3466992	MILLSBORO	DE		08/30/2023		0	0	7	0	0	0	7	0	562	562	0	0
0V3469292	CROWLEY	TX		08/30/2023		0	0	(4)	0	0	0	(4)	0	512	512	0	0
0V3464801	HOUSTON	TX		08/30/2023		0	0	9	0	0	0	9	0	493	493	0	0
0V3466988	ELOY	AZ		08/30/2023		0	0	(1)	0	0	0	(1)	0	449	449	0	0
0V3468032	LAND O LAKES	FL		08/30/2023		0	0	10	0	0	0	10	0	761	761	0	0
0V3465602	GRAND LAKE	CO		08/30/2023		0	0	17	0	0	0	17	0	849	849	0	0
0V3466091	CLEARWATER	FL		08/30/2023		0	0	2	0	0	0	2	0	630	630	0	0
0V3466990	FORT WORTH	TX		08/30/2023		0	0	0	0	0	0	0	0	1,314	1,314	0	0
0V3468031	PRESCOTT VALLEY	AZ		08/30/2023		0	0	15	0	0	0	15	0	605	605	0	0
0V3469295	FRANKFORD	DE		08/30/2023		0	0	1	0	0	0	1	0	503	503	0	0
0V3468026	BOCA RATON	FL		08/30/2023		0	0	16	0	0	0	16	0	790	790	0	0
0V3463960	NAPLES	FL		08/30/2023		0	0	16	0	0	0	16	0	541	541	0	0
0V3466993	ATHENS	AL		08/30/2023		0	0	4	0	0	0	4	0	330	330	0	0
0V3468422	GLENDALE	AZ		08/30/2023		0	0	2	0	0	0	2	0	801	801	0	0
0V3466994	TUCSON	AZ		08/30/2023		0	0	14	0	0	0	14	0	1,326	1,326	0	0
BB1110570	NASHVILLE	TN		09/19/2023		0	0	363	0	0	0	363	0	1,946	1,946	0	0
BB1110550	SALT LAKE CITY	UT		09/19/2023		0	0	14	0	0	0	14	0	376	376	0	0
BB1110590	BENSON	AZ		09/19/2023		0	0	126	0	0	0	126	0	502	502	0	0
0V3472204	WASHINGTON	DC		09/28/2023		0	0	(1)	0	0	0	(1)	0	1,262	1,262	0	0
0V3477597	LINCOLNWOOD	IL		09/28/2023		0	0	2	0	0	0	2	0	990	990	0	0

E02.187

STATEMENT AS OF JUNE 30, 2024 OF THE Reliance Standard Life Insurance Company

SCHEDULE B - PART 3

Showing All Mortgage Loans DISPOSED, Transferred or Repaid During the Current Quarter

1 Loan Number	2 Location		4 Loan Type	5 Date Acquired	6 Disposal Date	7 Book Value/ Recorded Investment Excluding Accrued Interest Prior Year	8 Change in Book Value/Recorded Investment					14 Book Value/ Recorded Investment Excluding Accrued Interest on Disposal	15 Consid- eration	16 Foreign Exchange Gain (Loss) on Disposal	17 Realized Gain (Loss) on Disposal	18 Total Gain (Loss) on Disposal	
	2 City	3 State					8 Unrealized Valuation Increase/ (Decrease)	9 Current Year's (Amortization) /Accretion	10 Current Year's Other- Than- Temporary Impairment Recognized	11 Capitalized Deferred Interest and Other	12 Total Change in Book Value (8+9-10+11)						13 Total Foreign Exchange Change in Book Value
0V3473073	GRAND JUNCTION	CO.		09/28/2023		0	0	12	0	0	0	12	0	768	768	0	0
0V3473558	WILMINGTON	NC.		09/28/2023		0	0	24	0	0	0	24	0	975	975	0	0
0V3473557	COLORADO SPRINGS	CO.		09/28/2023		0	0	0	0	0	0	0	0	702	702	0	0
0V3472192	LAS VEGAS	NV.		09/28/2023		0	0	18	0	0	0	18	0	590	590	0	0
0V3476446	CHATTANOOGA	TN.		09/28/2023		0	0	8	0	0	0	8	0	492	492	0	0
0V3472209	GODDARD	KS.		09/28/2023		0	0	9	0	0	0	9	0	524	524	0	0
0V3472592	CAMPTON	NH.		09/28/2023		0	0	0	0	0	0	0	0	676	676	0	0
0V3474446	BALL GROUND	GA.		09/28/2023		0	0	13	0	0	0	13	0	648	648	0	0
0V3474848	YPSILANTI	MI.		09/28/2023		0	0	(2)	0	0	0	(2)	0	501	501	0	0
0V3475339	MINT HILL	NC.		09/28/2023		0	0	32	0	0	0	32	0	824	824	0	0
0V3474849	JAMESBURG	NJ.		09/28/2023		0	0	(22)	0	0	0	(22)	0	1,268	1,268	0	0
0V3473566	MEMPHIS	TN.		09/28/2023		0	0	14	0	0	0	14	0	489	489	0	0
0V3476028	BELDING	MI.		09/28/2023		0	0	12	0	0	0	12	0	813	813	0	0
0V3473549	LAS VEGAS	NV.		09/28/2023		0	0	13	0	0	0	13	0	622	622	0	0
0V3474441	BIGFORK	MT.		09/28/2023		0	0	14	0	0	0	14	0	517	517	0	0
0V3474447	STATESBORO	GA.		09/28/2023		0	0	13	0	0	0	13	0	680	680	0	0
0V3472193	CAMBRIDGE	MINN.		09/28/2023		0	0	1	0	0	0	1	0	431	431	0	0
0V3478057	CHICAGO	IL.		09/28/2023		0	0	0	0	0	0	0	0	363	363	0	0
0V3475338	DAWSONVILLE	GA.		09/28/2023		0	0	464	0	0	0	464	0	37,730	37,730	0	0
0V3474449	CAPE MAY COURT HOUSE	NJ.		09/28/2023		0	0	16	0	0	0	16	0	665	665	0	0
0V3474438	CASEVILLE	MI.		09/28/2023		0	0	(5)	0	0	0	(5)	0	441	441	0	0
231023006	BOYNTON BEACH	FL.		09/18/2023		0	0	(75)	0	0	0	(75)	0	2,153	2,153	0	0
231022150	NASHVILLE	TN.		09/18/2023		0	0	(13)	0	0	0	(13)	0	360	360	0	0
230620775	MILWAUKEE	WI.		09/15/2023		0	0	(13)	0	0	0	(13)	0	326	326	0	0
231022620	BREWSTER	MA.		09/18/2023		0	0	(15)	0	0	0	(15)	0	400	400	0	0
231023272	RACINE	WI.		09/18/2023		0	0	(8)	0	0	0	(8)	0	214	214	0	0
230834558	PROSPER	TX.		09/29/2023		0	0	(51)	0	0	0	(51)	0	1,606	1,606	0	0
230727133	JACKSON	MS.		09/29/2023		0	0	(10)	0	0	0	(10)	0	316	316	0	0
230835118	NORWALK	CT.		09/29/2023		0	0	(9)	0	0	0	(9)	0	270	270	0	0
230726622	CHARLOTTE	NC.		09/29/2023		0	0	(324)	0	0	0	(324)	0	9,958	9,958	0	0
230833907	CINCINNATI	OH.		09/22/2023		0	0	(14)	0	0	0	(14)	0	352	352	0	0
230832503	SAINT LOUIS	MO.		09/29/2023		0	0	(9)	0	0	0	(9)	0	258	258	0	0
230727968	LOMPOC	CA.		09/22/2023		0	0	(242)	0	0	0	(242)	0	6,423	6,423	0	0
230725491	NORTH MYRTLE BEACH	SC.		09/15/2023		0	0	(15)	0	0	0	(15)	0	404	404	0	0
231023198	JACKSONVILLE	FL.		09/18/2023		0	0	(8)	0	0	0	(8)	0	210	210	0	0
231023012	TAMPA	FL.		09/18/2023		0	0	(37)	0	0	0	(37)	0	1,042	1,042	0	0
231022998	OCALA	FL.		09/18/2023		0	0	(104)	0	0	0	(104)	0	2,998	2,998	0	0
230831125	LOS ANGELES	CA.		09/15/2023		0	0	(88)	0	0	0	(88)	0	2,471	2,471	0	0
230728149	PASADENA	TX.		09/15/2023		0	0	(21)	0	0	0	(21)	0	575	575	0	0
231023494	AURORA	CO.		09/18/2023		0	0	(15)	0	0	0	(15)	0	406	406	0	0
231022826	DAYTONA BEACH SHORES	FL.		09/18/2023		0	0	(27)	0	0	0	(27)	0	752	752	0	0
231022909	BONITA SPRINGS	FL.		09/18/2023		0	0	(18)	0	0	0	(18)	0	511	511	0	0
231023145	INDIO	CA.		09/18/2023		0	0	(54)	0	0	0	(54)	0	1,535	1,535	0	0
230834566	MAMMOTH LAKES	CA.		09/29/2023		0	0	(31)	0	0	0	(31)	0	945	945	0	0
231022928	PONTIAC	MI.		09/18/2023		0	0	(6)	0	0	0	(6)	0	167	167	0	0
231023089	ESSINGTON	PA.		09/18/2023		0	0	(10)	0	0	0	(10)	0	269	269	0	0
231023038	PEBBLE BEACH	CA.		09/18/2023		0	0	(60)	0	0	0	(60)	0	1,719	1,719	0	0
231023411	FULSHEAR	TX.		09/18/2023		0	0	(94)	0	0	0	(94)	0	2,620	2,620	0	0
230727067	OCEAN CITY	MD.		09/15/2023		0	0	(21)	0	0	0	(21)	0	557	557	0	0
230617110	BOISE	ID.		09/22/2023		0	0	(39)	0	0	0	(39)	0	1,052	1,052	0	0
231022011	NORTHBOROUGH	MA.		09/18/2023		0	0	(42)	0	0	0	(42)	0	1,175	1,175	0	0

STATEMENT AS OF JUNE 30, 2024 OF THE Reliance Standard Life Insurance Company

SCHEDULE B - PART 3

Showing All Mortgage Loans DISPOSED, Transferred or Repaid During the Current Quarter

1 Loan Number	2 Location		4 Loan Type	5 Date Acquired	6 Disposal Date	7 Book Value/ Recorded Investment Excluding Accrued Interest Prior Year	8 Change in Book Value/Recorded Investment					14 Book Value/ Recorded Investment Excluding Accrued Interest on Disposal	15 Consid- eration	16 Foreign Exchange Gain (Loss) on Disposal	17 Realized Gain (Loss) on Disposal	18 Total Gain (Loss) on Disposal	
	2 City	3 State					8 Unrealized Valuation Increase/ (Decrease)	9 Current Year's (Amortization) /Accretion	10 Current Year's Other- Than- Temporary Impairment Recognized	11 Capitalized Deferred Interest and Other	12 Total Change in Book Value (8+9-10+11)						13 Total Foreign Exchange Change in Book Value
231023108	BOCA RATON	FL		09/18/2023		0	0	(16)	0	0	0	(16)	0	438	438	0	0
230835449	TWENTYNINE PALMS	CA		09/29/2023		0	0	(18)	0	0	0	(18)	0	534	534	0	0
230833022	BIRMINGHAM	AL		09/29/2023		0	0	(4)	0	0	0	(4)	0	128	128	0	0
231022374	SPRING	TX		09/18/2023		0	0	(103)	0	0	0	(103)	0	2,800	2,800	0	0
230833279	NEW MILFORD	CT		09/22/2023		0	0	(10)	0	0	0	(10)	0	236	236	0	0
230833972	INDIAN TRAIL	NC		09/22/2023		0	0	(23)	0	0	0	(23)	0	581	581	0	0
231023470	VERO BEACH	FL		09/18/2023		0	0	(17)	0	0	0	(17)	0	479	479	0	0
230727661	LINCOLN	RI		09/15/2023		0	0	(186)	0	0	0	(186)	0	5,140	5,140	0	0
230833329	NEWRY	ME		09/22/2023		0	0	(28)	0	0	0	(28)	0	739	739	0	0
231023046	DALLAS	TX		09/18/2023		0	0	(13)	0	0	0	(13)	0	350	350	0	0
231023535	ROSLYN	WA		09/18/2023		0	0	(19)	0	0	0	(19)	0	530	530	0	0
230725384	WEST LINN	OR		09/15/2023		0	0	(104)	0	0	0	(104)	0	2,940	2,940	0	0
230836066	CLEVELAND	OH		09/29/2023		0	0	(11)	0	0	0	(11)	0	336	336	0	0
231023242	FORT LAUDERDALE	FL		09/18/2023		0	0	(775)	0	0	0	(775)	0	22,284	22,284	0	0
230830523	NORTH MYRTLE BEACH	SC		09/22/2023		0	0	(9)	0	0	0	(9)	0	222	222	0	0
231022985	CINCINNATI	OH		09/18/2023		0	0	(6)	0	0	0	(6)	0	159	159	0	0
230725756	MURRELLS INLET	SC		09/15/2023		0	0	(18)	0	0	0	(18)	0	477	477	0	0
231023014	PALM SPRINGS	CA		09/18/2023		0	0	(43)	0	0	0	(43)	0	1,223	1,223	0	0
231023210	RALEIGH	NC		09/18/2023		0	0	(14)	0	0	0	(14)	0	379	379	0	0
230830333	VINELAND	NJ		09/29/2023		0	0	(32)	0	0	0	(32)	0	1,010	1,010	0	0
231022949	PANAMA CITY BEACH	FL		09/18/2023		0	0	(13)	0	0	0	(13)	0	365	365	0	0
230727141	SOUTH BEND	IN		09/29/2023		0	0	(16)	0	0	0	(16)	0	497	497	0	0
231022879	LOS ANGELES	CA		09/18/2023		0	0	(98)	0	0	0	(98)	0	2,852	2,852	0	0
231023166	BROWNFIELD	TX		09/18/2023		0	0	(23)	0	0	0	(23)	0	641	641	0	0
231023171	CAPE CANAVERAL	FL		09/18/2023		0	0	(29)	0	0	0	(29)	0	816	816	0	0
230829699	BESSEMER	AL		09/22/2023		0	0	0	0	0	0	0	0	56	56	0	0
231022604	KISSIMEE	FL		09/18/2023		0	0	(29)	0	0	0	(29)	0	827	827	0	0
230829186	MOBILE	AL		09/15/2023		0	0	(14)	0	0	0	(14)	0	374	374	0	0
231022599	FELTON	CA		09/18/2023		0	0	(40)	0	0	0	(40)	0	1,128	1,128	0	0
231022446	SAN DIEGO	CA		09/18/2023		0	0	(103)	0	0	0	(103)	0	2,986	2,986	0	0
231023548	BURNSVILLE	MINN		09/18/2023		0	0	(78)	0	0	0	(78)	0	2,261	2,261	0	0
230831349	PRINCETON	TX		09/15/2023		0	0	(41)	0	0	0	(41)	0	1,107	1,107	0	0
230834970	OCEAN VIEW	DE		09/15/2023		0	0	(46)	0	0	0	(46)	0	1,236	1,236	0	0
230507576	PARAMUS	NJ		09/15/2023		0	0	(60)	0	0	0	(60)	0	1,679	1,679	0	0
230727224	LOS ANGELES	CA		09/15/2023		0	0	(40)	0	0	0	(40)	0	1,107	1,107	0	0
230829293	OLYMPIA	WA		09/15/2023		0	0	(42)	0	0	0	(42)	0	1,183	1,183	0	0
230724387	KNOXVILLE	TN		09/15/2023		0	0	(19)	0	0	0	(19)	0	515	515	0	0
231023537	NORTH LAS VEGAS	NV		09/18/2023		0	0	(27)	0	0	0	(27)	0	741	741	0	0
230621187	NORTH MYRTLE BEACH	SC		09/22/2023		0	0	(18)	0	0	0	(18)	0	456	456	0	0
230831018	HARTFORD	CT		09/22/2023		0	0	(22)	0	0	0	(22)	0	576	576	0	0
231022745	NEW PORT RICHEY	FL		09/18/2023		0	0	(19)	0	0	0	(19)	0	524	524	0	0
230829525	STAMFORD	CT		09/15/2023		0	0	(67)	0	0	0	(67)	0	1,851	1,851	0	0
231023379	PANAMA CITY BEACH	FL		09/18/2023		0	0	(60)	0	0	0	(60)	0	1,654	1,654	0	0
230728198	PHILADELPHIA	PA		09/22/2023		0	0	(26)	0	0	0	(26)	0	673	673	0	0
231023403	LAS VEGAS	NV		09/18/2023		0	0	(100)	0	0	0	(100)	0	2,828	2,828	0	0
230727034	MYRTLE BEACH	SC		09/22/2023		0	0	(108)	0	0	0	(108)	0	2,804	2,804	0	0
230829152	MONSON	MA		09/15/2023		0	0	(19)	0	0	0	(19)	0	508	508	0	0
231022801	ATTLEBORO	MA		09/18/2023		0	0	(10)	0	0	0	(10)	0	249	249	0	0
230725962	GALVESTON	TX		09/15/2023		0	0	(13)	0	0	0	(13)	0	460	460	0	0
230619629	BALTIMORE	MD		09/29/2023		0	0	(9)	0	0	0	(9)	0	245	245	0	0
230828790	COLORADO SPRINGS	CO		09/15/2023		0	0	(40)	0	0	0	(40)	0	1,114	1,114	0	0

E02.189

STATEMENT AS OF JUNE 30, 2024 OF THE Reliance Standard Life Insurance Company

SCHEDULE B - PART 3

Showing All Mortgage Loans DISPOSED, Transferred or Repaid During the Current Quarter

1 Loan Number	2 Location		4 Loan Type	5 Date Acquired	6 Disposal Date	7 Book Value/ Recorded Investment Excluding Accrued Interest Prior Year	8 Change in Book Value/Recorded Investment						14 Book Value/ Recorded Investment Excluding Accrued Interest on Disposal	15 Consid- eration	16 Foreign Exchange Gain (Loss) on Disposal	17 Realized Gain (Loss) on Disposal	18 Total Gain (Loss) on Disposal
	2 City	3 State					8 Unrealized Valuation Increase/ (Decrease)	9 Current Year's (Amortization) /Accretion	10 Current Year's Other- Than- Temporary Impairment Recognized	11 Capitalized Deferred Interest and Other	12 Total Change in Book Value (8+9-10+11)	13 Total Foreign Exchange Change in Book Value					
231022798	WASHINGTON	DC		09/18/2023		0	0	(7)	0	0	0	(7)	0	180	180	0	0
230726655	FRASER	CO		09/15/2023		0	0	(62)	0	0	0	(62)	0	1,730	1,730	0	0
231023289	CHANNANON	IL		09/18/2023		0	0	(24)	0	0	0	(24)	0	683	683	0	0
230830515	MOORESVILLE	NC		09/15/2023		0	0	(27)	0	0	0	(27)	0	738	738	0	0
231023085	SUNRISE	FL		09/18/2023		0	0	(18)	0	0	0	(18)	0	506	506	0	0
231022765	PUNTA GORDA	FL		09/18/2023		0	0	(17,242)	0	0	0	(17,242)	0	487,879	487,879	0	0
230834004	SEQUIM	WA		09/22/2023		0	0	(178)	0	0	0	(178)	0	4,742	4,742	0	0
231022569	SUMMERFIELD	FL		09/18/2023		0	0	(2,046)	0	0	0	(2,046)	0	57,403	57,403	0	0
231021849	DAVENPORT	FL		09/18/2023		0	0	(25)	0	0	0	(25)	0	696	696	0	0
1808-R	KISSIMEE	FL		09/15/2023		0	0	0	0	0	0	0	0	164,494	164,494	0	0
231022417	BAKERSFIELD	CA		09/18/2023		0	0	(22)	0	0	0	(22)	0	608	608	0	0
231022487	SARASOTA	FL		09/18/2023		0	0	(38)	0	0	0	(38)	0	1,083	1,083	0	0
230834111	COLUMBUS	OH		09/29/2023		0	0	(6)	0	0	0	(6)	0	162	162	0	0
230621963	SALEM	SC		09/15/2023		0	0	(28)	0	0	0	(28)	0	749	749	0	0
231022785	RENO	NV		09/18/2023		0	0	(52)	0	0	0	(52)	0	1,501	1,501	0	0
230828816	CHATTANOOGA	TN		09/29/2023		0	0	(17)	0	0	0	(17)	0	500	500	0	0
231023214	CASA GRANDE	AZ		09/18/2023		0	0	(12)	0	0	0	(12)	0	327	327	0	0
231023335	GRANBY	CO		09/18/2023		0	0	(17)	0	0	0	(17)	0	451	451	0	0
231022696	PANAMA CITY BEACH	FL		09/18/2023		0	0	(51)	0	0	0	(51)	0	1,475	1,475	0	0
231023037	AUSTIN	TX		09/18/2023		0	0	(33)	0	0	0	(33)	0	949	949	0	0
230727802	CHICAGO	IL		09/15/2023		0	0	(25)	0	0	0	(25)	0	671	671	0	0
231023107	ATLANTIC HIGHLANDS	NJ		09/18/2023		0	0	(12)	0	0	0	(12)	0	330	330	0	0
231023233	CENTENNIAL	CO		09/18/2023		0	0	(57)	0	0	0	(57)	0	1,634	1,634	0	0
231022994	TAMPA	FL		09/18/2023		0	0	(18)	0	0	0	(18)	0	480	480	0	0
230828899	SURFSIDE BEACH	SC		09/15/2023		0	0	(27)	0	0	0	(27)	0	722	722	0	0
230830804	FRISCO	CO		09/15/2023		0	0	(69)	0	0	0	(69)	0	1,870	1,870	0	0
230835456	CLEVELAND HEIGHTS	OH		09/29/2023		0	0	(11)	0	0	0	(11)	0	331	331	0	0
231023405	HANSVILLE	WA		09/18/2023		0	0	(19)	0	0	0	(19)	0	531	531	0	0
1797-R	MIAMI	FL		09/08/2023		0	0	0	0	0	0	0	0	25	25	0	0
231023061	LAS VEGAS	NV		09/18/2023		0	0	(11,426)	0	0	0	(11,426)	0	328,869	328,869	0	0
231023056	LUXEMBURG	WI		09/18/2023		0	0	(14)	0	0	0	(14)	0	402	402	0	0
230829848	KINGMAN	AZ		09/15/2023		0	0	(15)	0	0	0	(15)	0	559	559	0	0
231023468	CHICAGO	IL		09/18/2023		0	0	(54)	0	0	0	(54)	0	1,547	1,547	0	0
230617870	SYRACUSE	NY		09/22/2023		0	0	(13)	0	0	0	(13)	0	314	314	0	0
230725707	HAVERHILL	MA		09/15/2023		0	0	(16)	0	0	0	(16)	0	599	599	0	0
231022302	WINTER GARDEN	FL		09/18/2023		0	0	(20)	0	0	0	(20)	0	572	572	0	0
230727422	PHILADELPHIA	PA		09/22/2023		0	0	(11)	0	0	0	(11)	0	268	268	0	0
231022418	CATHEDRAL CITY	CA		09/18/2023		0	0	(24)	0	0	0	(24)	0	683	683	0	0
230728123	EVERETT	MA		09/15/2023		0	0	(57)	0	0	0	(57)	0	1,589	1,589	0	0
231023068	MADISON	AL		09/18/2023		0	0	(21)	0	0	0	(21)	0	558	558	0	0
231022461	WHEAT RIDGE	CO		09/18/2023		0	0	(78)	0	0	0	(78)	0	2,230	2,230	0	0
231022633	PANAMA CITY BEACH	FL		09/18/2023		0	0	(16)	0	0	0	(16)	0	430	430	0	0
230725657	MOUNT PLEASANT	SC		09/22/2023		0	0	(85)	0	0	0	(85)	0	2,274	2,274	0	0
231023003	TILLAMOOK	OR		09/18/2023		0	0	(93)	0	0	0	(93)	0	2,665	2,665	0	0
230936544	COPELL	TX		09/22/2023		0	0	(51)	0	0	0	(51)	0	1,362	1,362	0	0
231023315	SEVERN	MD		09/18/2023		0	0	(76)	0	0	0	(76)	0	2,144	2,144	0	0
231022893	DAVENPORT	FL		09/18/2023		0	0	(12)	0	0	0	(12)	0	341	341	0	0
231023087	CARLISLE	PA		09/18/2023		0	0	(24)	0	0	0	(24)	0	654	654	0	0
230829517	HAMDEN	CT		09/15/2023		0	0	(32)	0	0	0	(32)	0	820	820	0	0
230726291	PITTSBURGH	PA		09/15/2023		0	0	(11)	0	0	0	(11)	0	292	292	0	0
230727182	MONROE	NC		09/15/2023		0	0	(19)	0	0	0	(19)	0	512	512	0	0

E02.190

STATEMENT AS OF JUNE 30, 2024 OF THE Reliance Standard Life Insurance Company

SCHEDULE B - PART 3

Showing All Mortgage Loans DISPOSED, Transferred or Repaid During the Current Quarter

1 Loan Number	2 Location		4 Loan Type	5 Date Acquired	6 Disposal Date	7 Book Value/ Recorded Investment Excluding Accrued Interest Prior Year	8 Change in Book Value/Recorded Investment					14 Book Value/ Recorded Investment Excluding Accrued Interest on Disposal	15 Consid- eration	16 Foreign Exchange Gain (Loss) on Disposal	17 Realized Gain (Loss) on Disposal	18 Total Gain (Loss) on Disposal	
	2 City	3 State					8 Unrealized Valuation Increase/ (Decrease)	9 Current Year's (Amortization) /Accretion	10 Current Year's Other- Than- Temporary Impairment Recognized	11 Capitalized Deferred Interest and Other	12 Total Change in Book Value (8+9-10+11)						13 Total Foreign Exchange Change in Book Value
230728396	HOUSTON	TX		09/29/2023		0	0	(22)	0	0	0	(22)	0	659	659	0	0
231023227	RENTON	WA		09/18/2023		0	0	(75)	0	0	0	(75)	0	2,151	2,151	0	0
231022944	MERIDIAN	ID		09/18/2023		0	0	(154)	0	0	0	(154)	0	4,480	4,480	0	0
BB1093450	PACIFICA	CA		10/04/2023		0	0	903	0	0	0	903	0	4,025	4,025	0	0
BB1093340	LEICESTER	MA		10/04/2023		0	0	567	0	0	0	567	0	2,784	2,784	0	0
BB1093230	PIEDMONT	SC		10/04/2023		0	0	128	0	0	0	128	0	521	521	0	0
BB1093390	SPRINGFIELD	MA		10/04/2023		0	0	274	0	0	0	274	0	1,354	1,354	0	0
BB1093220	CERES	CA		10/04/2023		0	0	210	0	0	0	210	0	1,042	1,042	0	0
BB1093240	COLEBROOK	NH		10/04/2023		0	0	325	0	0	0	325	0	1,585	1,585	0	0
BB1093510	CAPE CORAL	FL		10/04/2023		0	0	213	0	0	0	213	0	1,037	1,037	0	0
BB1093400	PLAINFIELD	IL		10/04/2023		0	0	323	0	0	0	323	0	1,405	1,405	0	0
BB1110500	CELINA	TX		10/11/2023		0	0	36	0	0	0	36	0	1,273	1,273	0	0
BB1110490	CIRCLE PINES	MN		10/11/2023		0	0	452	0	0	0	452	0	2,317	2,317	0	0
BB1093260	PHILLIPS	ME		10/04/2023		0	0	149	0	0	0	149	0	683	683	0	0
BB1093410	SALISBURY	NC		10/04/2023		0	0	185	0	0	0	185	0	907	907	0	0
BB1093300	LOS ANGELES	CA		10/04/2023		0	0	227	0	0	0	227	0	820	820	0	0
BB1093540	SEMINOLE	FL		10/04/2023		0	0	517	0	0	0	517	0	2,607	2,607	0	0
BB1093200	BATON ROUGE	LA		10/04/2023		0	0	634	0	0	0	634	0	2,796	2,796	0	0
BB1093490	SUISUN CITY	CA		10/04/2023		0	0	502	0	0	0	502	0	2,259	2,259	0	0
BB1093420	SHREVEPORT	LA		10/04/2023		0	0	131	0	0	0	131	0	545	545	0	0
BB1093270	WYLIE	TX		10/04/2023		0	0	447	0	0	0	447	0	1,987	1,987	0	0
OV3482423	BUCKEYE	WV		10/30/2023		0	0	0	0	0	0	0	0	490	490	0	0
OV3476035	FONTANA	CA		10/30/2023		0	0	4	0	0	0	4	0	962	962	0	0
OV3482836	MADERA	CA		10/30/2023		0	0	62	0	0	0	62	0	4,711	4,711	0	0
OV3469293	PALM SPRINGS	CA		10/30/2023		0	0	9	0	0	0	9	0	863	863	0	0
OV3481184	PINETOP	AZ		10/30/2023		0	0	11	0	0	0	11	0	865	865	0	0
OV3487284	CLEMMONS	NC		10/30/2023		0	0	15	0	0	0	15	0	815	815	0	0
OV3474847	SPRINGVILLE	CA		10/30/2023		0	0	13	0	0	0	13	0	721	721	0	0
OV3482842	BELCHERTOWN	MA		10/30/2023		0	0	(12)	0	0	0	(12)	0	598	598	0	0
OV3474434	PAHRUMP	NV		10/30/2023		0	0	(2)	0	0	0	(2)	0	1,535	1,535	0	0
OV3474854	SAINT CLOUD	FL		10/30/2023		0	0	10	0	0	0	10	0	640	640	0	0
OV3487283	LONG POND	PA		10/30/2023		0	0	12	0	0	0	12	0	601	601	0	0
OV3487294	LOVELAND	CO		10/30/2023		0	0	74	0	0	0	74	0	2,238	2,238	0	0
OV3478897	NOKELUMNE HILL	CA		10/30/2023		0	0	14	0	0	0	14	0	1,420	1,420	0	0
OV3482839	CLEVELAND	OH		10/30/2023		0	0	8	0	0	0	8	0	613	613	0	0
OV3482062	MIDLAND	TX		10/30/2023		0	0	10	0	0	0	10	0	846	846	0	0
OV3473555	GLENDALE	AZ		10/30/2023		0	0	5	0	0	0	5	0	1,202	1,202	0	0
OV3485711	CHICAGO	IL		10/30/2023		0	0	(1)	0	0	0	(1)	0	1,477	1,477	0	0
OV3486955	WEBSTER	MA		10/30/2023		0	0	5	0	0	0	5	0	634	634	0	0
OV3472591	CELINA	TX		10/30/2023		0	0	8	0	0	0	8	0	821	821	0	0
OV3481197	SUISUN CITY	CA		10/30/2023		0	0	1	0	0	0	1	0	1,867	1,867	0	0
OV3473077	SAN ANTONIO	TX		10/30/2023		0	0	6	0	0	0	6	0	526	526	0	0
OV3473552	EL PASO	TX		10/30/2023		0	0	7	0	0	0	7	0	489	489	0	0
OV3474850	MOHAVE VALLEY	AZ		10/30/2023		0	0	9	0	0	0	9	0	991	991	0	0
230834046	RIO RANCHO	NM		10/24/2023		0	0	(6)	0	0	0	(6)	0	201	201	0	0
231023979	PANAMA CITY BEACH	FL		10/27/2023		0	0	(27)	0	0	0	(27)	0	665	665	0	0
230937427	TOCCOA	GA		10/06/2023		0	0	(71)	0	0	0	(71)	0	1,633	1,633	0	0
230832081	ATLANTA	GA		10/06/2023		0	0	(9)	0	0	0	(9)	0	211	211	0	0
230833295	HAMBURG	PA		10/06/2023		0	0	(42)	0	0	0	(42)	0	1,177	1,177	0	0
230938078	CINCINNATI	OH		10/13/2023		0	0	(9)	0	0	0	(9)	0	180	180	0	0
231023100	RIVERBANK	CA		10/27/2023		0	0	(19)	0	0	0	(19)	0	477	477	0	0

E02.191

STATEMENT AS OF JUNE 30, 2024 OF THE Reliance Standard Life Insurance Company

SCHEDULE B - PART 3

Showing All Mortgage Loans DISPOSED, Transferred or Repaid During the Current Quarter

1 Loan Number	2 Location		4 Loan Type	5 Date Acquired	6 Disposal Date	7 Book Value/ Recorded Investment Excluding Accrued Interest Prior Year	8 Change in Book Value/Recorded Investment						14 Book Value/ Recorded Investment Excluding Accrued Interest on Disposal	15 Consid- eration	16 Foreign Exchange Gain (Loss) on Disposal	17 Realized Gain (Loss) on Disposal	18 Total Gain (Loss) on Disposal
	2 City	3 State					8 Unrealized Valuation Increase/ (Decrease)	9 Current Year's (Amortization) /Accretion	10 Current Year's Other- Than- Temporary Impairment Recognized	11 Capitalized Deferred Interest and Other	12 Total Change in Book Value (8+9-10+11)	13 Total Foreign Exchange Change in Book Value					
230830689	PHILADELPHIA	PA		10/06/2023		0	0	(60)	0	0	0	(60)	0	1,686	1,686	0	0
230724841	RAYTOWN	MO		10/13/2023		0	0	(15)	0	0	0	(15)	0	315	315	0	0
230939472	WASHINGTON	DC		10/24/2023		0	0	(8)	0	0	0	(8)	0	245	245	0	0
230724791	KNOB NOSTER	MO		10/13/2023		0	0	(10)	0	0	0	(10)	0	202	202	0	0
231023947	HEBER CITY	UT		10/27/2023		0	0	(19)	0	0	0	(19)	0	459	459	0	0
230937195	DURHAM	NC		10/24/2023		0	0	(33)	0	0	0	(33)	0	1,162	1,162	0	0
231024058	WASHOUGAL	WA		10/27/2023		0	0	(37)	0	0	0	(37)	0	890	890	0	0
230940827	ATLANTA	GA		10/24/2023		0	0	(109)	0	0	0	(109)	0	3,740	3,740	0	0
231023426	HIGH POINT	NC		10/27/2023		0	0	(18)	0	0	0	(18)	0	426	426	0	0
230830564	PHILADELPHIA	PA		10/06/2023		0	0	(22)	0	0	0	(22)	0	600	600	0	0
231023908	DAVENPORT	FL		10/27/2023		0	0	(32)	0	0	0	(32)	0	728	728	0	0
231023666	LOWELL	MA		10/27/2023		0	0	(34)	0	0	0	(34)	0	857	857	0	0
230938789	GROVER	CO		10/13/2023		0	0	(22)	0	0	0	(22)	0	463	463	0	0
231024030	DAVENPORT	FL		10/27/2023		0	0	(22)	0	0	0	(22)	0	540	540	0	0
231023927	ELLERBE	NC		10/27/2023		0	0	(36)	0	0	0	(36)	0	893	893	0	0
230724700	BLUE SPRINGS	MO		10/13/2023		0	0	(20)	0	0	0	(20)	0	414	414	0	0
230936981	HUNTINGTON BEACH	CA		10/06/2023		0	0	(49)	0	0	0	(49)	0	1,386	1,386	0	0
231023653	TEHACHAPI	CA		10/27/2023		0	0	(45)	0	0	0	(45)	0	1,130	1,130	0	0
230834939	MYRTLE BEACH	SC		10/06/2023		0	0	(18)	0	0	0	(18)	0	481	481	0	0
231023667	OREGON CITY	OR		10/27/2023		0	0	(40)	0	0	0	(40)	0	1,002	1,002	0	0
230937443	CORNELIA	GA		10/06/2023		0	0	(58)	0	0	0	(58)	0	1,335	1,335	0	0
230724734	GRAIN VALLEY	MO		10/13/2023		0	0	(20)	0	0	0	(20)	0	428	428	0	0
230835696	VERONA	PA		10/13/2023		0	0	(10)	0	0	0	(10)	0	193	193	0	0
231024033	SALT LAKE CITY	UT		10/27/2023		0	0	(52)	0	0	0	(52)	0	1,283	1,283	0	0
230726457	CHARLOTTE	TN		10/06/2023		0	0	(15)	0	0	0	(15)	0	401	401	0	0
231023935	NORTH MYRTLE BEACH	SC		10/27/2023		0	0	(22)	0	0	0	(22)	0	516	516	0	0
231021780	OHIO CITY	CO		10/27/2023		0	0	(42)	0	0	0	(42)	0	1,043	1,043	0	0
230831877	GREENWICH	CT		10/06/2023		0	0	(77)	0	0	0	(77)	0	2,188	2,188	0	0
230834152	ALBANY	GA		10/13/2023		0	0	(15)	0	0	0	(15)	0	320	320	0	0
231023554	ABINGTON	PA		10/27/2023		0	0	(17)	0	0	0	(17)	0	413	413	0	0
231024000	OCEAN SHORES	WA		10/27/2023		0	0	(708)	0	0	0	(708)	0	16,822	16,822	0	0
231023573	CHICAGO	IL		10/27/2023		0	0	(9)	0	0	0	(9)	0	229	229	0	0
230833964	DETROIT	MI		10/06/2023		0	0	(128)	0	0	0	(128)	0	3,543	3,543	0	0
230832826	MYRTLE BEACH	SC		10/06/2023		0	0	(12)	0	0	0	(12)	0	286	286	0	0
230833980	TORRINGTON	CT		10/13/2023		0	0	(11)	0	0	0	(11)	0	243	243	0	0
231023967	ORLANDO	FL		10/27/2023		0	0	(8)	0	0	0	(8)	0	183	183	0	0
230940488	ALEXANDRIA	VA		10/24/2023		0	0	(21)	0	0	0	(21)	0	735	735	0	0
231023655	BLACKLICK	OH		10/27/2023		0	0	(27)	0	0	0	(27)	0	654	654	0	0
230938672	GRAND LAKE	CO		10/06/2023		0	0	(94)	0	0	0	(94)	0	2,683	2,683	0	0
231023553	SULTAN	WA		10/27/2023		0	0	(27)	0	0	0	(27)	0	667	667	0	0
230936445	MABLETON	GA		10/06/2023		0	0	(159)	0	0	0	(159)	0	4,300	4,300	0	0
230724536	BLUE SPRINGS	MO		10/13/2023		0	0	(23)	0	0	0	(23)	0	491	491	0	0
230939373	HENDERSON	NV		10/24/2023		0	0	(1,531)	0	0	0	(1,531)	0	51,082	51,082	0	0
231023975	PANAMA CITY BEACH	FL		10/27/2023		0	0	(20)	0	0	0	(20)	0	465	465	0	0
230937336	PHILADELPHIA	PA		10/13/2023		0	0	(9)	0	0	0	(9)	0	180	180	0	0
231023919	AUSTIN	TX		10/27/2023		0	0	(84)	0	0	0	(84)	0	2,070	2,070	0	0
230937476	MEMPHIS	TN		10/13/2023		0	0	(8)	0	0	0	(8)	0	149	149	0	0
231023938	PANAMA CITY BEACH	FL		10/27/2023		0	0	(31)	0	0	0	(31)	0	740	740	0	0
231023524	LAKE HAVASU CITY	AZ		10/27/2023		0	0	(61)	0	0	0	(61)	0	1,523	1,523	0	0
230835019	ATLANTA	GA		10/13/2023		0	0	(18)	0	0	0	(18)	0	374	374	0	0
1867-R	WINTER HAVEN	FL		10/16/2023		0	0	0	0	0	0	0	0	1,705	1,705	0	0

STATEMENT AS OF JUNE 30, 2024 OF THE Reliance Standard Life Insurance Company

SCHEDULE B - PART 3

Showing All Mortgage Loans DISPOSED, Transferred or Repaid During the Current Quarter

1 Loan Number	2 Location		4 Loan Type	5 Date Acquired	6 Disposal Date	7 Book Value/ Recorded Investment Excluding Accrued Interest Prior Year	8 Change in Book Value/Recorded Investment						14 Book Value/ Recorded Investment Excluding Accrued Interest on Disposal	15 Consid- eration	16 Foreign Exchange Gain (Loss) on Disposal	17 Realized Gain (Loss) on Disposal	18 Total Gain (Loss) on Disposal
	2 City	3 State					8 Unrealized Valuation Increase/ (Decrease)	9 Current Year's (Amortization) /Accretion	10 Current Year's Other- Than- Temporary Impairment Recognized	11 Capitalized Deferred Interest and Other	12 Total Change in Book Value (8+9-10+11)	13 Total Foreign Exchange Change in Book Value					
230724809	INDEPENDENCE	MO.		10/13/2023		0	0	(10)	0	0	0	(10)	0	210	210	0	0
230621112	LEES SUMMIT	MO.		10/13/2023		0	0	(26)	0	0	0	(26)	0	553	553	0	0
230939068	STONE	VT.		10/24/2023		0	0	(45)	0	0	0	(45)	0	1,582	1,582	0	0
230833634	CHARLESTON	SC.		10/13/2023		0	0	(17)	0	0	0	(17)	0	424	424	0	0
231022118	WILMINGTON	MA.		10/27/2023		0	0	(40)	0	0	0	(40)	0	991	991	0	0
231024072	NEW BEDFORD	MA.		10/27/2023		0	0	(18)	0	0	0	(18)	0	410	410	0	0
231023955	JUPITER	FL.		10/27/2023		0	0	(27)	0	0	0	(27)	0	640	640	0	0
231023606	SAINTE GEORGE	UT.		10/27/2023		0	0	(35)	0	0	0	(35)	0	864	864	0	0
231023942	PANAMA CITY BEACH	FL.		10/27/2023		0	0	(18)	0	0	0	(18)	0	437	437	0	0
230724742	INDEPENDENCE	MO.		10/13/2023		0	0	(13)	0	0	0	(13)	0	261	261	0	0
231023569	RICHMOND	VA.		10/27/2023		0	0	(27)	0	0	0	(27)	0	671	671	0	0
231023246	TRENTON	NJ.		10/27/2023		0	0	(7)	0	0	0	(7)	0	159	159	0	0
230829830	NORTH HAVEN	CT.		10/24/2023		0	0	(18)	0	0	0	(18)	0	611	611	0	0
230834061	ALBUQUERQUE	NM.		10/24/2023		0	0	(8)	0	0	0	(8)	0	266	266	0	0
231023396	SICKLERVILLE	NJ.		10/27/2023		0	0	(27)	0	0	0	(27)	0	640	640	0	0
231023093	SACRAMENTO	CA.		10/27/2023		0	0	(11)	0	0	0	(11)	0	257	257	0	0
231024271	PANAMA CITY BEACH	FL.		10/27/2023		0	0	(12)	0	0	0	(12)	0	283	283	0	0
230832909	HOUSTON	TX.		10/13/2023		0	0	(12)	0	0	0	(12)	0	253	253	0	0
230728313	NORWALK	CT.		10/06/2023		0	0	(17)	0	0	0	(17)	0	464	464	0	0
231023340	HIGHLANDS RANCH	CO.		10/27/2023		0	0	(93)	0	0	0	(93)	0	2,334	2,334	0	0
230830895	AUSTIN	TX.		10/06/2023		0	0	(21)	0	0	0	(21)	0	571	571	0	0
230939506	WASHINGTON	DC.		10/24/2023		0	0	(7)	0	0	0	(7)	0	243	243	0	0
231024209	FORT MYERS	FL.		10/27/2023		0	0	(14)	0	0	0	(14)	0	325	325	0	0
231023209	MASHPEE	MA.		10/27/2023		0	0	(16)	0	0	0	(16)	0	388	388	0	0
230724775	LAWRENCE	KS.		10/13/2023		0	0	(13)	0	0	0	(13)	0	264	264	0	0
231023671	KNOXVILLE	TN.		10/27/2023		0	0	(16)	0	0	0	(16)	0	403	403	0	0
230834947	ALBANY	GA.		10/13/2023		0	0	(15)	0	0	0	(15)	0	311	311	0	0
230937179	DURHAM	NC.		10/24/2023		0	0	(32)	0	0	0	(32)	0	1,119	1,119	0	0
231023836	ANTHONY	NM.		10/27/2023		0	0	(12)	0	0	0	(12)	0	281	281	0	0
231023962	HEBER CITY	UT.		10/27/2023		0	0	(96)	0	0	0	(96)	0	2,363	2,363	0	0
230833568	PEABODY	MA.		10/06/2023		0	0	(22)	0	0	0	(22)	0	593	593	0	0
230834772	CHARLOTTE	NC.		10/24/2023		0	0	(18)	0	0	0	(18)	0	631	631	0	0
231023436	GEORGETOWN	TX.		10/27/2023		0	0	(428)	0	0	0	(428)	0	10,703	10,703	0	0
231023124	EVERGREEN	CO.		10/27/2023		0	0	(53)	0	0	0	(53)	0	1,321	1,321	0	0
230936494	BALTIMORE	MD.		10/13/2023		0	0	(13)	0	0	0	(13)	0	273	273	0	0
231023981	ASHVILLE	OH.		10/27/2023		0	0	(26)	0	0	0	(26)	0	615	615	0	0
231023976	SOUTH JORDAN	UT.		10/27/2023		0	0	(3,704)	0	0	0	(3,704)	0	87,497	87,497	0	0
231023320	FIRESTONE	CO.		10/27/2023		0	0	(32)	0	0	0	(32)	0	784	784	0	0
231023911	MIDDLETOWN	DE.		10/27/2023		0	0	(23)	0	0	0	(23)	0	550	550	0	0
230835845	FALLBROOK	CA.		10/24/2023		0	0	(50)	0	0	0	(50)	0	1,770	1,770	0	0
231023576	LITTLE RIVER	SC.		10/27/2023		0	0	(2,164)	0	0	0	(2,164)	0	53,694	53,694	0	0
230831000	PHOENIX	AZ.		10/13/2023		0	0	(7)	0	0	0	(7)	0	150	150	0	0
230829467	TERRYVILLE	CT.		10/24/2023		0	0	(12)	0	0	0	(12)	0	392	392	0	0
231024283	LAKE OZARK	MO.		10/27/2023		0	0	(19)	0	0	0	(19)	0	450	450	0	0
231023595	PORTLAND	OR.		10/27/2023		0	0	(18)	0	0	0	(18)	0	435	435	0	0
230830812	MURRELLS INLET	SC.		10/06/2023		0	0	(15)	0	0	0	(15)	0	420	420	0	0
231023772	PHILADELPHIA	PA.		10/27/2023		0	0	(16)	0	0	0	(16)	0	379	379	0	0
231023651	HURRICANE	UT.		10/27/2023		0	0	(30)	0	0	0	(30)	0	744	744	0	0
230831323	JACKSON	TN.		10/06/2023		0	0	(13)	0	0	0	(13)	0	336	336	0	0
BB1113310	OCEANSIDE	CA.		11/03/2023		0	0	72	0	0	0	72	0	2,314	2,314	0	0
BB1113340	BOONVILLE	IN.		11/03/2023		0	0	338	0	0	0	338	0	1,316	1,316	0	0

E02.193

STATEMENT AS OF JUNE 30, 2024 OF THE Reliance Standard Life Insurance Company

SCHEDULE B - PART 3

Showing All Mortgage Loans DISPOSED, Transferred or Repaid During the Current Quarter

1 Loan Number	2 Location		4 Loan Type	5 Date Acquired	6 Disposal Date	7 Book Value/ Recorded Investment Excluding Accrued Interest Prior Year	8 Change in Book Value/Recorded Investment						14 Book Value/ Recorded Investment Excluding Accrued Interest on Disposal	15 Consid- eration	16 Foreign Exchange Gain (Loss) on Disposal	17 Realized Gain (Loss) on Disposal	18 Total Gain (Loss) on Disposal
	2 City	3 State					8 Unrealized Valuation Increase/ (Decrease)	9 Current Year's (Amortization) /Accretion	10 Current Year's Other- Than- Temporary Impairment Recognized	11 Capitalized Deferred Interest and Other	12 Total Change in Book Value (8+9-10+11)	13 Total Foreign Exchange Change in Book Value					
BB1113400	NORTH PORT	FL		11/03/2023		0	0	77	0	0	0	77	0	1,529	1,529	0	0
BB1113370	KANSAS CITY	MO		11/03/2023		0	0	31	0	0	0	31	0	439	439	0	0
BB1113290	FARGO	ND		11/03/2023		0	0	124	0	0	0	124	0	844	844	0	0
BB1113300	SEATTLE	WA		11/03/2023		0	0	142	0	0	0	142	0	1,532	1,532	0	0
BB1113330	SAN ANTONIO	TX		11/03/2023		0	0	1,417	0	0	0	1,417	0	5,158	5,158	0	0
BB1113360	SAINT AUGUSTINE	FL		11/03/2023		0	0	242	0	0	0	242	0	1,939	1,939	0	0
BB1113280	SONORA	KY		11/03/2023		0	0	80	0	0	0	80	0	764	764	0	0
BB1113390	WIRTZ	VA		11/03/2023		0	0	83	0	0	0	83	0	1,210	1,210	0	0
BB1113320	ROGERS	AR		11/03/2023		0	0	1,248	0	0	0	1,248	0	2,738	2,738	0	0
BB1113380	WADESBORO	NC		11/03/2023		0	0	58	0	0	0	58	0	587	587	0	0
OV3482422	GENEVA	IL		11/29/2023		0	0	(1)	0	0	0	(1)	0	484	484	0	0
OV3465599	BIG BEAR LAKE	CA		11/29/2023		0	0	10	0	0	0	10	0	883	883	0	0
OV3478903	WATKINSVILLE	GA		11/29/2023		0	0	(1)	0	0	0	(1)	0	599	599	0	0
OV3479339	STERLING HEIGHTS	MI		11/29/2023		0	0	(1)	0	0	0	(1)	0	890	890	0	0
OV3467484	HIGHLANDS RANCH	CO		11/29/2023		0	0	13	0	0	0	13	0	871	871	0	0
OV3481560	ELMER	NJ		11/29/2023		0	0	(9)	0	0	0	(9)	0	798	798	0	0
OV3478904	KENNESAW	GA		11/29/2023		0	0	(1)	0	0	0	(1)	0	590	590	0	0
OV3480805	WILMINGTON	NC		11/29/2023		0	0	(3)	0	0	0	(3)	0	583	583	0	0
OV3461888	DECATUR	GA		11/29/2023		0	0	109	0	0	0	109	0	3,000	3,000	0	0
OV3479749	SHAVER LAKE	CA		11/29/2023		0	0	12	0	0	0	12	0	850	850	0	0
OV3478064	HAMDEN	CT		11/29/2023		0	0	17	0	0	0	17	0	1,028	1,028	0	0
OV3476034	LAS VEGAS	NV		11/29/2023		0	0	3	0	0	0	3	0	868	868	0	0
OV3476444	FAYETTEVILLE	AR		11/29/2023		0	0	(2)	0	0	0	(2)	0	484	484	0	0
OV3478901	MILFORD	PA		11/29/2023		0	0	(1)	0	0	0	(1)	0	534	534	0	0
OV3478058	JONESBORO	ME		11/29/2023		0	0	(3)	0	0	0	(3)	0	747	747	0	0
OV3476443	NASHUA	NH		11/29/2023		0	0	(1)	0	0	0	(1)	0	800	800	0	0
OV3464419	PARADISE	CA		11/29/2023		0	0	5	0	0	0	5	0	997	997	0	0
OV3472199	POCONO LAKE	PA		11/29/2023		0	0	(3)	0	0	0	(3)	0	876	876	0	0
OV3480503	KNOXVILLE	TN		11/29/2023		0	0	(1)	0	0	0	(1)	0	458	458	0	0
OV3472594	DAQUILA	GA		11/29/2023		0	0	(1)	0	0	0	(1)	0	521	521	0	0
OV3462671	DAYVILLE	CT		11/29/2023		0	0	15	0	0	0	15	0	736	736	0	0
OV3466989	LAS VEGAS	NV		11/29/2023		0	0	2	0	0	0	2	0	886	886	0	0
OV3468028	OAK ISLAND	NC		11/29/2023		0	0	9	0	0	0	9	0	809	809	0	0
OV3476027	CONWAY	SC		11/29/2023		0	0	(4)	0	0	0	(4)	0	560	560	0	0
OV3462669	BRIDGEPORT	CT		11/29/2023		0	0	24	0	0	0	24	0	822	822	0	0
230830432	AUSTIN	TX		11/02/2023		0	0	(82)	0	0	0	(82)	0	2,541	2,541	0	0
231024922	HIGHTSTOWN	NJ		12/01/2023		0	0	(18)	0	0	0	(18)	0	506	506	0	0
231024382	INDIANAPOLIS	IN		11/15/2023		0	0	(19)	0	0	0	(19)	0	498	498	0	0
231025047	LAS VEGAS	NV		12/01/2023		0	0	(63)	0	0	0	(63)	0	1,726	1,726	0	0
231024573	FLOWER MOUND	TX		12/01/2023		0	0	(50)	0	0	0	(50)	0	1,411	1,411	0	0
231042862	MYRTLE BEACH	SC		11/30/2023		0	0	(11)	0	0	0	(11)	0	409	409	0	0
231024940	GULF SHORES	AL		12/01/2023		0	0	(19)	0	0	0	(19)	0	536	536	0	0
231043423	WARREN	MI		11/09/2023		0	0	(6)	0	0	0	(6)	0	159	159	0	0
230940330	ANAHEIM	CA		11/17/2023		0	0	(47)	0	0	0	(47)	0	1,209	1,209	0	0
231024828	NAPLES	FL		12/01/2023		0	0	(36)	0	0	0	(36)	0	1,011	1,011	0	0
231024712	WASHINGTON	DC		12/01/2023		0	0	(20)	0	0	0	(20)	0	568	568	0	0
231024833	OCEANSIDE	CA		12/01/2023		0	0	(24)	0	0	0	(24)	0	677	677	0	0
231024903	LAGUNA VISTA	TX		12/01/2023		0	0	(74)	0	0	0	(74)	0	2,124	2,124	0	0
230939035	GARLAND	TX		11/17/2023		0	0	(14)	0	0	0	(14)	0	337	337	0	0
230941403	PHILADELPHIA	PA		11/09/2023		0	0	(12)	0	0	0	(12)	0	433	433	0	0
231024115	PORT SAINT LUCIE	FL		11/15/2023		0	0	(21)	0	0	0	(21)	0	534	534	0	0

E02.194

STATEMENT AS OF JUNE 30, 2024 OF THE Reliance Standard Life Insurance Company

SCHEDULE B - PART 3

Showing All Mortgage Loans DISPOSED, Transferred or Repaid During the Current Quarter

1 Loan Number	2 Location		4 Loan Type	5 Date Acquired	6 Disposal Date	7 Book Value/ Recorded Investment Excluding Accrued Interest Prior Year	8 Change in Book Value/Recorded Investment					14 Book Value/ Recorded Investment Excluding Accrued Interest on Disposal	15 Consid- eration	16 Foreign Exchange Gain (Loss) on Disposal	17 Realized Gain (Loss) on Disposal	18 Total Gain (Loss) on Disposal	
	2 City	3 State					8 Unrealized Valuation Increase/ (Decrease)	9 Current Year's (Amortization) /Accretion	10 Current Year's Other- Than- Temporary Impairment Recognized	11 Capitalized Deferred Interest and Other	12 Total Change in Book Value (8+9-10+11)						13 Total Foreign Exchange Change in Book Value
231024185	HILTON HEAD ISLAND	SC		12/01/2023		0	0	(65)	0	0	0	(65)	0	1,732	1,732	0	0
231044967	GREENWICH	CT		11/30/2023		0	0	(101)	0	0	0	(101)	0	3,853	3,853	0	0
230938664	LOVELAND	OH		11/17/2023		0	0	(16)	0	0	0	(16)	0	443	443	0	0
231043803	LAKESIDE	CA		11/09/2023		0	0	(80)	0	0	0	(80)	0	2,939	2,939	0	0
231024972	SEVERANCE	CO		12/01/2023		0	0	(34)	0	0	0	(34)	0	963	963	0	0
231024134	SAN MARCOS	CA		12/01/2023		0	0	(99)	0	0	0	(99)	0	2,840	2,840	0	0
231024199	SANTEE	CA		11/15/2023		0	0	(34)	0	0	0	(34)	0	906	906	0	0
231024572	CINCINNATI	OH		11/24/2023		0	0	(21)	0	0	0	(21)	0	509	509	0	0
231024739	LILLIAN	AL		11/15/2023		0	0	(30)	0	0	0	(30)	0	780	780	0	0
231024031	WINTER GARDEN	FL		11/15/2023		0	0	(40)	0	0	0	(40)	0	1,067	1,067	0	0
230936676	OAK HARBOR	OH		11/02/2023		0	0	(17)	0	0	0	(17)	0	519	519	0	0
230941361	CLINTON	CT		11/09/2023		0	0	(103)	0	0	0	(103)	0	3,124	3,124	0	0
231024459	WAKEFIELD	MA		11/15/2023		0	0	(34)	0	0	0	(34)	0	909	909	0	0
231046699	SPRING	TX		11/30/2023		0	0	(6)	0	0	0	(6)	0	200	200	0	0
231024343	PHOENIX	AZ		11/15/2023		0	0	(15)	0	0	0	(15)	0	389	389	0	0
231043571	SNELLVILLE	GA		11/02/2023		0	0	(15)	0	0	0	(15)	0	448	448	0	0
231023706	EL PASO	TX		11/15/2023		0	0	(12)	0	0	0	(12)	0	306	306	0	0
231024413	LAKE HARMONY	PA		11/15/2023		0	0	(15)	0	0	0	(15)	0	403	403	0	0
230940025	CINCINNATI	OH		11/09/2023		0	0	(80)	0	0	0	(80)	0	2,791	2,791	0	0
230941239	LOUISVILLE	KY		11/02/2023		0	0	(73)	0	0	0	(73)	0	2,237	2,237	0	0
231024333	ALVIN	TX		11/15/2023		0	0	(353)	0	0	0	(353)	0	9,066	9,066	0	0
231044744	CHICAGO	IL		11/28/2023		0	0	(5)	0	0	0	(5)	0	132	132	0	0
230941692	SIMSBURY	CT		11/09/2023		0	0	(9)	0	0	0	(9)	0	299	299	0	0
231046145	SOUTH EASTON	MA		11/28/2023		0	0	(16)	0	0	0	(16)	0	463	463	0	0
231023891	SAINT GEORGE	UT		12/01/2023		0	0	(20)	0	0	0	(20)	0	561	561	0	0
231047168	METHUEN	MA		11/30/2023		0	0	(278)	0	0	0	(278)	0	10,428	10,428	0	0
230939563	HARRISON	TN		11/30/2023		0	0	(6)	0	0	0	(6)	0	194	194	0	0
231045121	FUQUAY VARINA	NC		11/09/2023		0	0	(16)	0	0	0	(16)	0	462	462	0	0
230939613	MOHAWVILLE	OR		11/02/2023		0	0	(27)	0	0	0	(27)	0	831	831	0	0
230941569	MYRTLE BEACH	SC		11/28/2023		0	0	(16)	0	0	0	(16)	0	456	456	0	0
230941809	COLUMBUS	OH		11/28/2023		0	0	(5)	0	0	0	(5)	0	143	143	0	0
231045634	SAVANNAH	GA		11/28/2023		0	0	(30)	0	0	0	(30)	0	860	860	0	0
231043167	DALLAS	TX		11/09/2023		0	0	(8)	0	0	0	(8)	0	263	263	0	0
231024612	CLINTON	MD		11/15/2023		0	0	(15)	0	0	0	(15)	0	395	395	0	0
231024244	BATTLE GROUND	IA		11/15/2023		0	0	(72)	0	0	0	(72)	0	1,925	1,925	0	0
231024365	KEYSTONE	CO		11/15/2023		0	0	(88)	0	0	0	(88)	0	2,300	2,300	0	0
231043357	MASON	OH		11/02/2023		0	0	(30)	0	0	0	(30)	0	920	920	0	0
231024798	LAS VEGAS	NV		12/01/2023		0	0	(274)	0	0	0	(274)	0	7,803	7,803	0	0
230835829	BUFFALO	NY		11/09/2023		0	0	(13)	0	0	0	(13)	0	442	442	0	0
230937526	MEMPHIS	TN		11/28/2023		0	0	(8)	0	0	0	(8)	0	225	225	0	0
230939944	LA JOYA	TX		11/09/2023		0	0	(8)	0	0	0	(8)	0	262	262	0	0
231046665	HOUSTON	TX		11/30/2023		0	0	(13)	0	0	0	(13)	0	497	497	0	0
231024020	KATY	TX		11/15/2023		0	0	(77)	0	0	0	(77)	0	2,005	2,005	0	0
231025193	ZEPHYRHILLS	FL		12/01/2023		0	0	(29)	0	0	0	(29)	0	805	805	0	0
230941890	LA MARQUE	TX		11/30/2023		0	0	(7)	0	0	0	(7)	0	252	252	0	0
231024090	EUREKA	CA		11/15/2023		0	0	(3,883)	0	0	0	(3,883)	0	102,207	102,207	0	0
231024504	AUBURN	IA		11/24/2023		0	0	(62)	0	0	0	(62)	0	1,637	1,637	0	0
231024867	WENATCHEE	WA		12/01/2023		0	0	(10)	0	0	0	(10)	0	272	272	0	0
231043225	CARROLLTON	TX		11/28/2023		0	0	(22)	0	0	0	(22)	0	611	611	0	0
231024765	GALVESTON	TX		12/01/2023		0	0	(16)	0	0	0	(16)	0	446	446	0	0
230939571	MYRTLE BEACH	SC		11/09/2023		0	0	(37)	0	0	0	(37)	0	1,243	1,243	0	0

E02.195

STATEMENT AS OF JUNE 30, 2024 OF THE Reliance Standard Life Insurance Company

SCHEDULE B - PART 3

Showing All Mortgage Loans DISPOSED, Transferred or Repaid During the Current Quarter

1 Loan Number	2 Location		4 Loan Type	5 Date Acquired	6 Disposal Date	7 Book Value/ Recorded Investment Excluding Accrued Interest Prior Year	8 Change in Book Value/Recorded Investment						14 Book Value/ Recorded Investment Excluding Accrued Interest on Disposal	15 Consid- eration	16 Foreign Exchange Gain (Loss) on Disposal	17 Realized Gain (Loss) on Disposal	18 Total Gain (Loss) on Disposal
	2 City	3 State					8 Unrealized Valuation Increase/ (Decrease)	9 Current Year's (Amortization) /Accretion	10 Current Year's Other- Than- Temporary Impairment Recognized	11 Capitalized Deferred Interest and Other	12 Total Change in Book Value (8+9-10+11)	13 Total Foreign Exchange Change in Book Value					
230937203	KANSAS CITY	MO		11/09/2023		0	0	(10)	0	0	0	(10)	0	325	325	0	0
231024351	GAITHERSBURG	MD		11/15/2023		0	0	(20)	0	0	0	(20)	0	527	527	0	0
231024230	RAPHINE	VA		12/01/2023		0	0	(84)	0	0	0	(84)	0	2,331	2,331	0	0
230937906	POCONO LAKE	PA		11/02/2023		0	0	(11)	0	0	0	(11)	0	329	329	0	0
231025034	UNION	KY		12/01/2023		0	0	(9)	0	0	0	(9)	0	241	241	0	0
231024955	PORT RICHEY	FL		12/01/2023		0	0	(4)	0	0	0	(4)	0	108	108	0	0
231045139	CAVENDISH	VT		11/30/2023		0	0	(18)	0	0	0	(18)	0	661	661	0	0
231150947	PLYMOUTH	CT		11/28/2023		0	0	(16)	0	0	0	(16)	0	454	454	0	0
231043415	SPRING	TX		11/30/2023		0	0	(7)	0	0	0	(7)	0	249	249	0	0
231024047	OCEANO	CA		12/01/2023		0	0	(28)	0	0	0	(28)	0	790	790	0	0
231024485	LADERA RANCH	CA		11/15/2023		0	0	(115)	0	0	0	(115)	0	3,103	3,103	0	0
231044769	FREDERICKSBURG	TX		11/09/2023		0	0	(78)	0	0	0	(78)	0	2,939	2,939	0	0
231023187	CINCINNATI	OH		11/15/2023		0	0	(12)	0	0	0	(12)	0	309	309	0	0
GAL23-016	BUFORD	GA		11/03/2023		0	0	0	0	0	0	0	0	8,000	8,000	0	0
231024122	ALBANY	OR		11/15/2023		0	0	(36)	0	0	0	(36)	0	951	951	0	0
231023429	LEHIGH ACRES	FL		11/15/2023		0	0	(19)	0	0	0	(19)	0	495	495	0	0
231024727	STUART	FL		11/24/2023		0	0	(19)	0	0	0	(19)	0	477	477	0	0
230941577	WARREN	MI		11/09/2023		0	0	(6)	0	0	0	(6)	0	167	167	0	0
231024279	NAPA	CA		11/15/2023		0	0	(35)	0	0	0	(35)	0	931	931	0	0
230942005	SOUTHINGTON	CT		11/09/2023		0	0	(20)	0	0	0	(20)	0	612	612	0	0
231024647	CAROLINA BEACH	NC		12/01/2023		0	0	(23)	0	0	0	(23)	0	644	644	0	0
231045691	CONCORD	NC		11/28/2023		0	0	(18)	0	0	0	(18)	0	516	516	0	0
231024526	OCEAN SPRINGS	MS		11/15/2023		0	0	(10)	0	0	0	(10)	0	251	251	0	0
230939449	HATFIELD	PA		11/28/2023		0	0	(24)	0	0	0	(24)	0	713	713	0	0
230938938	BALTIMORE	MD		11/09/2023		0	0	(3)	0	0	0	(3)	0	109	109	0	0
231024773	ROYSE CITY	TX		12/01/2023		0	0	(5)	0	0	0	(5)	0	124	124	0	0
231024703	PELHAM	AL		12/01/2023		0	0	(17)	0	0	0	(17)	0	466	466	0	0
231045741	GULF SHORES	AL		11/30/2023		0	0	(42)	0	0	0	(42)	0	1,564	1,564	0	0
231024950	POCATELLO	ID		12/01/2023		0	0	(26)	0	0	0	(26)	0	717	717	0	0
231024531	PANAMA CITY BEACH	FL		12/01/2023		0	0	(10)	0	0	0	(10)	0	278	278	0	0
231024601	ORANGE	VA		12/01/2023		0	0	(66)	0	0	0	(66)	0	1,890	1,890	0	0
231048356	SANTA ANA	CA		11/28/2023		0	0	(50)	0	0	0	(50)	0	1,454	1,454	0	0
230937914	POCONO LAKE	PA		11/02/2023		0	0	(8)	0	0	0	(8)	0	219	219	0	0
231024792	PUYALLUP	WA		12/01/2023		0	0	(33)	0	0	0	(33)	0	921	921	0	0
230940694	BARNESVILLE	GA		11/30/2023		0	0	(12)	0	0	0	(12)	0	408	408	0	0
231045881	HONOLULU	HI		11/28/2023		0	0	(21)	0	0	0	(21)	0	597	597	0	0
231024418	NORTH MYRTLE BEACH	SC		11/15/2023		0	0	(50)	0	0	0	(50)	0	1,333	1,333	0	0
230941825	HAVELOCK	NC		11/09/2023		0	0	(13)	0	0	0	(13)	0	388	388	0	0
231044355	SUNSET BEACH	NC		11/17/2023		0	0	(10)	0	0	0	(10)	0	286	286	0	0
231024786	MILWAUKIE	OR		12/01/2023		0	0	(23)	0	0	0	(23)	0	633	633	0	0
231150186	ALVARADO	TX		11/30/2023		0	0	(61)	0	0	0	(61)	0	2,160	2,160	0	0
231024735	RAVENSDALE	WA		12/01/2023		0	0	(41)	0	0	0	(41)	0	1,150	1,150	0	0
231044918	PEARLAND	TX		11/28/2023		0	0	(14)	0	0	0	(14)	0	385	385	0	0
231024740	LELAND	NC		12/01/2023		0	0	(15)	0	0	0	(15)	0	388	388	0	0
231024316	AURORA	IL		12/01/2023		0	0	(10)	0	0	0	(10)	0	267	267	0	0
231024321	NORTHLAKE	IL		11/15/2023		0	0	(28)	0	0	0	(28)	0	717	717	0	0
230939266	MAGNOLIA SPRINGS	AL		11/09/2023		0	0	(33)	0	0	0	(33)	0	1,195	1,195	0	0
231024265	DAVENPORT	FL		12/01/2023		0	0	(17)	0	0	0	(17)	0	463	463	0	0
231023805	BLUE RIDGE	TX		11/15/2023		0	0	(39)	0	0	0	(39)	0	1,043	1,043	0	0
231023996	PANAMA CITY BEACH	FL		11/15/2023		0	0	(38)	0	0	0	(38)	0	1,002	1,002	0	0
231024628	WINTER HAVEN	FL		12/01/2023		0	0	(32)	0	0	0	(32)	0	898	898	0	0

E02.196

STATEMENT AS OF JUNE 30, 2024 OF THE Reliance Standard Life Insurance Company

SCHEDULE B - PART 3

Showing All Mortgage Loans DISPOSED, Transferred or Repaid During the Current Quarter

1 Loan Number	2 Location		4 Loan Type	5 Date Acquired	6 Disposal Date	7 Book Value/ Recorded Investment Excluding Accrued Interest Prior Year	8 Change in Book Value/Recorded Investment						14 Book Value/ Recorded Investment Excluding Accrued Interest on Disposal	15 Consid- eration	16 Foreign Exchange Gain (Loss) on Disposal	17 Realized Gain (Loss) on Disposal	18 Total Gain (Loss) on Disposal
	2 City	3 State					8 Unrealized Valuation Increase/ (Decrease)	9 Current Year's (Amortization) /Accretion	10 Current Year's Other- Than- Temporary Impairment Recognized	11 Capitalized Deferred Interest and Other	12 Total Change in Book Value (8+9-10+11)	13 Total Foreign Exchange Change in Book Value					
231024880	MANKATO	MINN.		12/01/2023		0	0	(67)	0	0	0	(67)	0	1,873	1,873	0	0
231024805	ALGONQUIN	ILL.		12/01/2023		0	0	(22)	0	0	0	(22)	0	598	598	0	0
231023822	HENDERSON	NV		11/15/2023		0	0	(39)	0	0	0	(39)	0	1,022	1,022	0	0
230940942	JACKSONVILLE	NC		11/09/2023		0	0	(9)	0	0	0	(9)	0	295	295	0	0
231042318	MILWAUKEE	WI		11/09/2023		0	0	(6)	0	0	0	(6)	0	183	183	0	0
231048927	CULVER CITY	CA		11/28/2023		0	0	(61)	0	0	0	(61)	0	1,768	1,768	0	0
231042771	CHARLOTTE	NC		11/09/2023		0	0	(16)	0	0	0	(16)	0	536	536	0	0
230941643	COLUMBUS	OH		11/28/2023		0	0	(6)	0	0	0	(6)	0	163	163	0	0
231047010	SPRING	TX		11/17/2023		0	0	(351)	0	0	0	(351)	0	8,650	8,650	0	0
230939647	SCOTTSBORO	AL		11/09/2023		0	0	(9)	0	0	0	(9)	0	291	291	0	0
231024404	EVERGREEN	CO		11/15/2023		0	0	(31)	0	0	0	(31)	0	826	826	0	0
231024963	PANAMA CITY BEACH	FL		12/01/2023		0	0	(8)	0	0	0	(8)	0	218	218	0	0
230940058	LOVELAND	OH		11/17/2023		0	0	(12)	0	0	0	(12)	0	285	285	0	0
231024721	OSWEGO	IL		12/01/2023		0	0	(15)	0	0	0	(15)	0	410	410	0	0
231042649	SAN ANTONIO	TX		11/09/2023		0	0	(13)	0	0	0	(13)	0	463	463	0	0
231024417	NORTH MYRTLE BEACH	SC		11/15/2023		0	0	(30)	0	0	0	(30)	0	788	788	0	0
231024659	SAN DIEGO	CA		12/01/2023		0	0	(66)	0	0	0	(66)	0	1,879	1,879	0	0
231047028	PHILADELPHIA	PA		11/28/2023		0	0	(3)	0	0	0	(3)	0	78	78	0	0
231024608	FRUITPORT	MI		11/15/2023		0	0	(3,847)	0	0	0	(3,847)	0	101,856	101,856	0	0
231024436	COLORADO SPRINGS	CO		12/01/2023		0	0	(21)	0	0	0	(21)	0	562	562	0	0
230941080	ROCKPORT	TX		11/17/2023		0	0	(26)	0	0	0	(26)	0	651	651	0	0
230835555	PHILADELPHIA	PA		11/02/2023		0	0	(12)	0	0	0	(12)	0	346	346	0	0
230937047	CHICAGO	IL		11/02/2023		0	0	(22)	0	0	0	(22)	0	663	663	0	0
231024482	WAILUA	HI		12/01/2023		0	0	(22)	0	0	0	(22)	0	600	600	0	0
230835290	SAN ANTONIO	TX		11/30/2023		0	0	(9)	0	0	0	(9)	0	324	324	0	0
231025045	TOBYHANNA	PA		12/01/2023		0	0	(14)	0	0	0	(14)	0	380	380	0	0
231023723	KISSIMEE	FL		12/01/2023		0	0	(23)	0	0	0	(23)	0	641	641	0	0
231024361	HOPKINS	SC		11/15/2023		0	0	(10)	0	0	0	(10)	0	245	245	0	0
231024063	PANAMA CITY BEACH	FL		11/15/2023		0	0	(36)	0	0	0	(36)	0	952	952	0	0
230941650	MOORESVILLE	NC		11/02/2023		0	0	(17)	0	0	0	(17)	0	499	499	0	0
230937930	SPRINGFIELD	MA		11/02/2023		0	0	(54)	0	0	0	(54)	0	1,561	1,561	0	0
230937880	POCONO LAKE	PA		11/02/2023		0	0	(7)	0	0	0	(7)	0	202	202	0	0
231024990	WOODINVILLE	WA		12/01/2023		0	0	(128)	0	0	0	(128)	0	3,419	3,419	0	0
231024547	MINOT	ND		11/15/2023		0	0	(18)	0	0	0	(18)	0	468	468	0	0
231043951	GAITHERSBURG	MD		11/09/2023		0	0	(172)	0	0	0	(172)	0	5,979	5,979	0	0
231024077	BIRMGHAM CITY	UT		11/15/2023		0	0	(36)	0	0	0	(36)	0	947	947	0	0
231024692	MOBILE	AL		12/01/2023		0	0	(61)	0	0	0	(61)	0	1,727	1,727	0	0
231044090	KENNEBUNK	ME		11/28/2023		0	0	(19)	0	0	0	(19)	0	537	537	0	0
231042375	MYRTLE BEACH	SC		11/02/2023		0	0	(28)	0	0	0	(28)	0	861	861	0	0
231045352	LA HABRA	CA		11/30/2023		0	0	(20)	0	0	0	(20)	0	727	727	0	0
231024863	DALLAS	TX		12/01/2023		0	0	(63)	0	0	0	(63)	0	1,809	1,809	0	0
231024807	FRASER	MI		12/01/2023		0	0	(9)	0	0	0	(9)	0	248	248	0	0
231024146	NORTH MYRTLE BEACH	SC		11/15/2023		0	0	(36)	0	0	0	(36)	0	948	948	0	0
230938771	AVONDAL	SC		11/09/2023		0	0	(13)	0	0	0	(13)	0	476	476	0	0
231024095	VALLEY VILLAGE	CA		11/15/2023		0	0	(85)	0	0	0	(85)	0	2,298	2,298	0	0
231024509	HAVERHILL	MA		11/15/2023		0	0	(21)	0	0	0	(21)	0	551	551	0	0
231024463	PALM DESERT	CA		12/01/2023		0	0	(20)	0	0	0	(20)	0	549	549	0	0
231024756	SPRINGTOWN	TX		12/01/2023		0	0	(22)	0	0	0	(22)	0	617	617	0	0
230937807	PITTSTON	PA		11/17/2023		0	0	(9)	0	0	0	(9)	0	209	209	0	0
230940454	MONTGOMERY	AL		11/02/2023		0	0	(102)	0	0	0	(102)	0	3,123	3,123	0	0
231043266	MYRTLE BEACH	SC		11/30/2023		0	0	(9)	0	0	0	(9)	0	298	298	0	0

E02.197

STATEMENT AS OF JUNE 30, 2024 OF THE Reliance Standard Life Insurance Company

SCHEDULE B - PART 3

Showing All Mortgage Loans DISPOSED, Transferred or Repaid During the Current Quarter

1 Loan Number	2 Location		4 Loan Type	5 Date Acquired	6 Disposal Date	7 Book Value/ Recorded Investment Excluding Accrued Interest Prior Year	8 Change in Book Value/Recorded Investment						14 Book Value/ Recorded Investment Excluding Accrued Interest on Disposal	15 Consid- eration	16 Foreign Exchange Gain (Loss) on Disposal	17 Realized Gain (Loss) on Disposal	18 Total Gain (Loss) on Disposal
	2 City	3 State					8 Unrealized Valuation Increase/ (Decrease)	9 Current Year's (Amortization) /Accretion	10 Current Year's Other- Than- Temporary Impairment Recognized	11 Capitalized Deferred Interest and Other	12 Total Change in Book Value (8+9-10+11)	13 Total Foreign Exchange Change in Book Value					
231042755	COLLINGDALE	PA		11/28/2023		0	0	(9)	0	0	0	(9)	0	235	235	0	0
231024481	SAN DIEGO	CA		11/15/2023		0	0	(25)	0	0	0	(25)	0	658	658	0	0
231024597	SAN FRANCISCO	CA		11/24/2023		0	0	(107)	0	0	0	(107)	0	2,757	2,757	0	0
231024476	PROSPER	TX		11/15/2023		0	0	(794)	0	0	0	(794)	0	21,452	21,452	0	0
231048349	ARLINGTON	VA		11/30/2023		0	0	(6)	0	0	0	(6)	0	197	197	0	0
231024667	PORTLAND	OR		12/01/2023		0	0	(41)	0	0	0	(41)	0	1,139	1,139	0	0
231024914	FOLEY	AL		12/01/2023		0	0	(24)	0	0	0	(24)	0	648	648	0	0
230938599	MISSION	TX		11/09/2023		0	0	(9)	0	0	0	(9)	0	288	288	0	0
231044710	CYPRESS	TX		11/09/2023		0	0	(13)	0	0	0	(13)	0	444	444	0	0
230940967	HARRERS FERRY	WV		11/02/2023		0	0	(27)	0	0	0	(27)	0	831	831	0	0
231047325	ATMORE	AL		11/30/2023		0	0	(8)	0	0	0	(8)	0	285	285	0	0
231024862	HAWTHORNE	FL		12/01/2023		0	0	(14)	0	0	0	(14)	0	385	385	0	0
231025132	KAILUA KONA	HI		12/01/2023		0	0	(38)	0	0	0	(38)	0	1,071	1,071	0	0
231024620	THORNTON	CO		11/15/2023		0	0	(27)	0	0	0	(27)	0	693	693	0	0
231042383	HUTTO	TX		11/09/2023		0	0	(18)	0	0	0	(18)	0	618	618	0	0
230941999	WORCESTER	MA		11/17/2023		0	0	(39)	0	0	0	(39)	0	996	996	0	0
230940835	COVINGTON	KY		11/09/2023		0	0	(14)	0	0	0	(14)	0	499	499	0	0
230939993	WOODSTOWN	NJ		11/17/2023		0	0	(29)	0	0	0	(29)	0	734	734	0	0
230942047	PASADENA	TX		11/30/2023		0	0	(16)	0	0	0	(16)	0	549	549	0	0
230940322	WILMINGTON	NC		11/28/2023		0	0	(15)	0	0	0	(15)	0	402	402	0	0
231024913	LILLIAN	AL		12/01/2023		0	0	(24)	0	0	0	(24)	0	653	653	0	0
231024690	ALGONQUIN	IL		12/01/2023		0	0	(23)	0	0	0	(23)	0	639	639	0	0
231023857	ST CHARLES	IL		11/15/2023		0	0	(53)	0	0	0	(53)	0	1,419	1,419	0	0
230941858	COLUMBUS	OH		11/28/2023		0	0	(7)	0	0	0	(7)	0	190	190	0	0
230940595	COLUMBUS	OH		11/17/2023		0	0	(23)	0	0	0	(23)	0	599	599	0	0
231024806	POMPANO BEACH	FL		12/01/2023		0	0	(17)	0	0	0	(17)	0	454	454	0	0
231044991	MYRTLE BEACH	SC		11/28/2023		0	0	(11)	0	0	0	(11)	0	309	309	0	0
231024811	ARVADA	CO		12/01/2023		0	0	(36)	0	0	0	(36)	0	994	994	0	0
230941155	MYRTLE BEACH	SC		11/09/2023		0	0	(8)	0	0	0	(8)	0	275	275	0	0
231042623	SEDALIA	CO		11/09/2023		0	0	(89)	0	0	0	(89)	0	3,251	3,251	0	0
231024943	DICKINSON	TX		12/01/2023		0	0	(11)	0	0	0	(11)	0	301	301	0	0
BB1122200	LELAND	NC		12/05/2023		0	0	487	0	0	0	487	0	1,924	1,924	0	0
BB1122260	SUMMerville	SC		12/05/2023		0	0	259	0	0	0	259	0	2,323	2,323	0	0
BB1122150	MIAMI SPRINGS	FL		12/05/2023		0	0	891	0	0	0	891	0	2,640	2,640	0	0
BB1122160	VILLAS	FL		12/05/2023		0	0	131	0	0	0	131	0	814	814	0	0
BB1122270	ST. PETERSBURG	FL		12/05/2023		0	0	277	0	0	0	277	0	973	973	0	0
BB1122250	WINTER HAVEN	FL		12/06/2023		0	0	93	0	0	0	93	0	601	601	0	0
BB1122120	CORNELIUS	NC		12/05/2023		0	0	341	0	0	0	341	0	1,371	1,371	0	0
BB1122230	ORMOND BEACH	FL		12/05/2023		0	0	184	0	0	0	184	0	1,719	1,719	0	0
BB1122180	ORLANDO	FL		12/05/2023		0	0	357	0	0	0	357	0	1,728	1,728	0	0
BB1122240	MIDDLEBURG	FL		12/05/2023		0	0	168	0	0	0	168	0	747	747	0	0
BB1122130	BABSON PARK	FL		12/05/2023		0	0	318	0	0	0	318	0	1,280	1,280	0	0
BB1122190	CHIEFLAND	FL		12/05/2023		0	0	436	0	0	0	436	0	2,096	2,096	0	0
BB1122170	APOPKA	FL		12/05/2023		0	0	516	0	0	0	516	0	2,321	2,321	0	0
BB1122100	NORTH PALM BEACH	FL		12/05/2023		0	0	578	0	0	0	578	0	2,426	2,426	0	0
BB1122210	LAWRENCEVILLE	GA		12/05/2023		0	0	381	0	0	0	381	0	1,399	1,399	0	0
BB1122220	MICO	FL		12/05/2023		0	0	61	0	0	0	61	0	354	354	0	0
231049149	PLANO	TX		12/08/2023		0	0	(22)	0	0	0	(22)	0	713	713	0	0
231047705	WEST NEW YORK	NJ		12/08/2023		0	0	(40)	0	0	0	(40)	0	1,300	1,300	0	0
231049099	MASTIC BEACH	NY		12/08/2023		0	0	(14)	0	0	0	(14)	0	441	441	0	0
231025220	EUSTACE	TX		12/29/2023		0	0	(24)	0	0	0	(24)	0	670	670	0	0

E02.198

STATEMENT AS OF JUNE 30, 2024 OF THE Reliance Standard Life Insurance Company

SCHEDULE B - PART 3

Showing All Mortgage Loans DISPOSED, Transferred or Repaid During the Current Quarter

1 Loan Number	2 Location		4 Loan Type	5 Date Acquired	6 Disposal Date	7 Book Value/ Recorded Investment Excluding Accrued Interest Prior Year	8 Change in Book Value/Recorded Investment					14 Book Value/ Recorded Investment Excluding Accrued Interest on Disposal	15 Consid- eration	16 Foreign Exchange Gain (Loss) on Disposal	17 Realized Gain (Loss) on Disposal	18 Total Gain (Loss) on Disposal	
	2 City	3 State					8 Unrealized Valuation Increase/ (Decrease)	9 Current Year's (Amortization) /Accretion	10 Current Year's Other- Than- Temporary Impairment Recognized	11 Capitalized Deferred Interest and Other	12 Total Change in Book Value (8+9-10+11)						13 Total Foreign Exchange Change in Book Value
231152331	TROUTMAN	NC		12/08/2023		0	0	(9)	0	0	0	(9)	0	293	293	0	0
231048216	DALLAS	TX		12/14/2023		0	0	(11)	0	0	0	(11)	0	302	302	0	0
231025266	GROVER BEACH	CA		12/29/2023		0	0	(207)	0	0	0	(207)	0	5,820	5,820	0	0
231150285	KANSAS CITY	MO		12/08/2023		0	0	(7)	0	0	0	(7)	0	219	219	0	0
230615767	ROSEVILLE	CA		12/08/2023		0	0	(24)	0	0	0	(24)	0	770	770	0	0
231025271	LULING	LA		12/29/2023		0	0	(13)	0	0	0	(13)	0	345	345	0	0
231049339	SPENCER	MA		12/14/2023		0	0	(17)	0	0	0	(17)	0	451	451	0	0
231044488	WILKES BARRE	PA		12/08/2023		0	0	(8)	0	0	0	(8)	0	238	238	0	0
231044397	EL PASO	TX		12/08/2023		0	0	(17)	0	0	0	(17)	0	542	542	0	0
231046582	PHILADELPHIA	PA		12/08/2023		0	0	(8)	0	0	0	(8)	0	240	240	0	0
231047093	ROCKAWAY TWP	NJ		12/08/2023		0	0	(329)	0	0	0	(329)	0	10,395	10,395	0	0
231025294	EDMONDS	WA		12/29/2023		0	0	(20)	0	0	0	(20)	0	552	552	0	0
231025350	VAIL	AZ		12/29/2023		0	0	(20)	0	0	0	(20)	0	573	573	0	0
231046863	CHARLOTTE	NC		12/08/2023		0	0	(20)	0	0	0	(20)	0	642	642	0	0
231044215	PHOENIX	AZ		12/08/2023		0	0	(17)	0	0	0	(17)	0	495	495	0	0
231046160	FAYETTEVILLE	NC		12/08/2023		0	0	(22)	0	0	0	(22)	0	715	715	0	0
231025252	WESLEY CHAPEL	FL		12/29/2023		0	0	(49)	0	0	0	(49)	0	1,377	1,377	0	0
231025028	MORRISTOWN	TN		12/29/2023		0	0	(18)	0	0	0	(18)	0	492	492	0	0
231025303	LAS VEGAS	NV		12/29/2023		0	0	(136)	0	0	0	(136)	0	3,685	3,685	0	0
231048638	WESTMINSTER	CO		12/08/2023		0	0	(10)	0	0	0	(10)	0	313	313	0	0
231045188	PHOENIX	AZ		12/08/2023		0	0	(16)	0	0	0	(16)	0	515	515	0	0
231150475	GASTONIA	NC		12/14/2023		0	0	(8)	0	0	0	(8)	0	209	209	0	0
231025424	CORONA DEL MAR	CA		12/29/2023		0	0	(143)	0	0	0	(143)	0	4,203	4,203	0	0
231025098	WEST WAREHAM	MA		12/29/2023		0	0	(28)	0	0	0	(28)	0	793	793	0	0
231025280	JENSEN BEACH	FL		12/29/2023		0	0	(820)	0	0	0	(820)	0	23,042	23,042	0	0
231025182	HUMBLE	TX		12/29/2023		0	0	(18)	0	0	0	(18)	0	476	476	0	0
231152935	SEVIERVILLE	TN		12/08/2023		0	0	(37)	0	0	0	(37)	0	1,211	1,211	0	0
231150236	PAULSBORO	NJ		12/08/2023		0	0	(8)	0	0	0	(8)	0	251	251	0	0
230938615	HAVERHILL	MA		12/08/2023		0	0	(133)	0	0	0	(133)	0	4,332	4,332	0	0
231025354	NAMPA	ID		12/29/2023		0	0	(17)	0	0	0	(17)	0	462	462	0	0
231025009	PITTSBURGH	PA		12/29/2023		0	0	(17)	0	0	0	(17)	0	474	474	0	0
231025349	TALLAHASSEE	FL		12/29/2023		0	0	(14)	0	0	0	(14)	0	400	400	0	0
231025107	PHOENIX	AZ		12/29/2023		0	0	(51)	0	0	0	(51)	0	1,491	1,491	0	0
231025410	GULF SHORES	AL		12/29/2023		0	0	(13)	0	0	0	(13)	0	357	357	0	0
231025382	ALBUQUERQUE	NM		12/29/2023		0	0	(10)	0	0	0	(10)	0	270	270	0	0
231047242	EASTON	PA		12/14/2023		0	0	(140)	0	0	0	(140)	0	3,850	3,850	0	0
231025140	SANTAQUIN	UT		12/29/2023		0	0	(16)	0	0	0	(16)	0	453	453	0	0
231150426	REISTERSTOWN	MD		12/08/2023		0	0	(7)	0	0	0	(7)	0	205	205	0	0
231024949	HOLLYWOOD	FL		12/29/2023		0	0	(26)	0	0	0	(26)	0	745	745	0	0
231025116	BOISE	ID		12/29/2023		0	0	(28)	0	0	0	(28)	0	796	796	0	0
231047051	MYRTLE BEACH	SC		12/08/2023		0	0	(6)	0	0	0	(6)	0	159	159	0	0
231149683	DAYTON	KY		12/14/2023		0	0	(10)	0	0	0	(10)	0	246	246	0	0
231150137	SHELBY TOWNSHIP	MI		12/08/2023		0	0	(21)	0	0	0	(21)	0	671	671	0	0
231024576	CHICAGO	IL		12/29/2023		0	0	(35)	0	0	0	(35)	0	1,008	1,008	0	0
231025144	COPPERAS COVE	TX		12/29/2023		0	0	(11)	0	0	0	(11)	0	303	303	0	0
231043522	GLASSBORO	NJ		12/08/2023		0	0	(8)	0	0	0	(8)	0	267	267	0	0
231025018	ARCADIA	FL		12/29/2023		0	0	(20)	0	0	0	(20)	0	576	576	0	0
231043100	HOUSTON	TX		12/08/2023		0	0	(10)	0	0	0	(10)	0	288	288	0	0
231025200	PROSPER	TX		12/29/2023		0	0	(60)	0	0	0	(60)	0	1,757	1,757	0	0
231025344	BURIEN	WA		12/29/2023		0	0	(25)	0	0	0	(25)	0	717	717	0	0
231043050	ABINGDON	MD		12/08/2023		0	0	(10)	0	0	0	(10)	0	297	297	0	0

STATEMENT AS OF JUNE 30, 2024 OF THE Reliance Standard Life Insurance Company

SCHEDULE B - PART 3

Showing All Mortgage Loans DISPOSED, Transferred or Repaid During the Current Quarter

1 Loan Number	2 Location		4 Loan Type	5 Date Acquired	6 Disposal Date	7 Book Value/ Recorded Investment Excluding Accrued Interest Prior Year	8 Change in Book Value/Recorded Investment						14 Book Value/ Recorded Investment Excluding Accrued Interest on Disposal	15 Consid- eration	16 Foreign Exchange Gain (Loss) on Disposal	17 Realized Gain (Loss) on Disposal	18 Total Gain (Loss) on Disposal
	2 City	3 State					8 Unrealized Valuation Increase/ (Decrease)	9 Current Year's (Amortization) /Accretion	10 Current Year's Other- Than- Temporary Impairment Recognized	11 Capitalized Deferred Interest and Other	12 Total Change in Book Value (8+9-10+11)	13 Total Foreign Exchange Change in Book Value					
231045204	INDEPENDENCE	MO		12/14/2023		0	0	(15)	0	0	0	(15)	0	408	408	0	0
231149816	MOUNT AIRY	NC		12/14/2023		0	0	(7)	0	0	0	(7)	0	171	171	0	0
231025668	BRIGHTON	UT		12/29/2023		0	0	(26)	0	0	0	(26)	0	747	747	0	0
231046590	LONGVIEW	TX		12/08/2023		0	0	(4)	0	0	0	(4)	0	143	143	0	0
231025395	INDIAN SHORES	FL		12/29/2023		0	0	(36)	0	0	0	(36)	0	1,024	1,024	0	0
231047150	ALLEN TOWN	PA		12/08/2023		0	0	(10)	0	0	0	(10)	0	308	308	0	0
231025325	BOISE	ID		12/29/2023		0	0	(29)	0	0	0	(29)	0	817	817	0	0
231049255	CLEVELAND	OH		12/08/2023		0	0	(4)	0	0	0	(4)	0	115	115	0	0
231025297	MANASSAS	VA		12/29/2023		0	0	(43)	0	0	0	(43)	0	1,201	1,201	0	0
231025502	HOUSTON	TX		12/29/2023		0	0	(13)	0	0	0	(13)	0	356	356	0	0
231045576	LOUISVILLE	KY		12/08/2023		0	0	(8)	0	0	0	(8)	0	232	232	0	0
231150459	FRANKLIN	NH		12/08/2023		0	0	(364)	0	0	0	(364)	0	11,627	11,627	0	0
231048323	SIMI VALLEY	CA		12/08/2023		0	0	(31)	0	0	0	(31)	0	1,007	1,007	0	0
231025260	GLENDALE	AZ		12/29/2023		0	0	(16)	0	0	0	(16)	0	459	459	0	0
231150228	JACKSON	MI		12/08/2023		0	0	(12)	0	0	0	(12)	0	384	384	0	0
231043381	LOS ANGELES	CA		12/08/2023		0	0	(60)	0	0	0	(60)	0	1,998	1,998	0	0
231025059	JAMESTOWN	RI		12/29/2023		0	0	(53)	0	0	0	(53)	0	1,461	1,461	0	0
231025208	LAREDO	TX		12/29/2023		0	0	(16)	0	0	0	(16)	0	429	429	0	0
231043340	LOS ANGELES	CA		12/08/2023		0	0	(89)	0	0	0	(89)	0	2,968	2,968	0	0
231025455	CHALFONT	PA		12/29/2023		0	0	(7,225)	0	0	0	(7,225)	0	204,033	204,033	0	0
231152414	HOUSTON	TX		12/08/2023		0	0	(7)	0	0	0	(7)	0	184	184	0	0
231151903	OVERLAND PARK	KS		12/14/2023		0	0	(32)	0	0	0	(32)	0	870	870	0	0
230835324	SOUTH PADRE ISLAND	TX		12/08/2023		0	0	(29)	0	0	0	(29)	0	952	952	0	0
231025241	FORT LAUDERDALE	FL		12/29/2023		0	0	(12)	0	0	0	(12)	0	336	336	0	0
231047531	CYPRESS	TX		12/08/2023		0	0	(12)	0	0	0	(12)	0	376	376	0	0
231044835	MACON	GA		12/08/2023		0	0	(5)	0	0	0	(5)	0	157	157	0	0
231046327	NEW BRITAIN	CT		12/08/2023		0	0	(11)	0	0	0	(11)	0	323	323	0	0
231047218	LEWISVILLE	NC		12/08/2023		0	0	(8)	0	0	0	(8)	0	257	257	0	0
231025385	REDWOOD CITY	CA		12/29/2023		0	0	(82)	0	0	0	(82)	0	2,362	2,362	0	0
231025390	MURFREESBORO	TN		12/29/2023		0	0	(70)	0	0	0	(70)	0	2,040	2,040	0	0
231025441	ELGIN	IL		12/29/2023		0	0	(17)	0	0	0	(17)	0	475	475	0	0
231152778	TEMPLE	TX		12/14/2023		0	0	(7)	0	0	0	(7)	0	170	170	0	0
231025366	ANNISTON	AL		12/29/2023		0	0	(10)	0	0	0	(10)	0	271	271	0	0
231025194	WENDELL	NC		12/29/2023		0	0	(8)	0	0	0	(8)	0	226	226	0	0
231025026	NORTH ADAMS	MA		12/29/2023		0	0	(11)	0	0	0	(11)	0	291	291	0	0
231025371	THE HILLS	TX		12/29/2023		0	0	(13)	0	0	0	(13)	0	375	375	0	0
231025273	SCHAUMBURG	IL		12/29/2023		0	0	(27)	0	0	0	(27)	0	776	776	0	0
231025422	SAN RAMON	CA		12/29/2023		0	0	(19)	0	0	0	(19)	0	546	546	0	0
231024822	DAYTONA BEACH	FL		12/29/2023		0	0	(13)	0	0	0	(13)	0	341	341	0	0
231043027	PHOENIX	AZ		12/08/2023		0	0	(16)	0	0	0	(16)	0	510	510	0	0
231025445	PARK CITY	UT		12/29/2023		0	0	(47)	0	0	0	(47)	0	1,357	1,357	0	0
231025296	CHICAGO	IL		12/29/2023		0	0	(9)	0	0	0	(9)	0	234	234	0	0
231150269	AUGUSTA	GA		12/14/2023		0	0	(6)	0	0	0	(6)	0	159	159	0	0
231025324	LAS VEGAS	NV		12/29/2023		0	0	(20)	0	0	0	(20)	0	563	563	0	0
230836009	SOUTH DENNIS	MA		12/08/2023		0	0	(6)	0	0	0	(6)	0	180	180	0	0
231025347	AUSTIN	TX		12/29/2023		0	0	(43)	0	0	0	(43)	0	1,230	1,230	0	0
231149790	CLINTON	MA		12/14/2023		0	0	(15)	0	0	0	(15)	0	404	404	0	0
231152216	SANTA MARIA	CA		12/14/2023		0	0	(27)	0	0	0	(27)	0	750	750	0	0
231025133	WESLEY CHAPEL	FL		12/29/2023		0	0	(49)	0	0	0	(49)	0	1,386	1,386	0	0
231025375	MIAMI	FL		12/29/2023		0	0	(44)	0	0	0	(44)	0	1,269	1,269	0	0
231025058	HAYESVILLE	NC		12/29/2023		0	0	(131)	0	0	0	(131)	0	3,656	3,656	0	0

E02.200

STATEMENT AS OF JUNE 30, 2024 OF THE Reliance Standard Life Insurance Company

SCHEDULE B - PART 3

Showing All Mortgage Loans DISPOSED, Transferred or Repaid During the Current Quarter

1 Loan Number	2 Location		4 Loan Type	5 Date Acquired	6 Disposal Date	7 Book Value/ Recorded Investment Excluding Accrued Interest Prior Year	8 Change in Book Value/Recorded Investment					14 Book Value/ Recorded Investment Excluding Accrued Interest on Disposal	15 Consid- eration	16 Foreign Exchange Gain (Loss) on Disposal	17 Realized Gain (Loss) on Disposal	18 Total Gain (Loss) on Disposal
	2 City	3 State					8 Unrealized Valuation Increase/ (Decrease)	9 Current Year's (Amortization) /Accretion	10 Current Year's Other- Than- Temporary Impairment Recognized	11 Capitalized Deferred Interest and Other	12 Total Change in Book Value (8+9-10+11)					
231025207	PORT CHESTER	NY		12/29/2023		0	0	(23)	0	0	(23)	0	665	665	0	0
231025328	GULF SHORES	AL		12/29/2023		0	0	(24)	0	0	(24)	0	683	683	0	0
231025575	JIM THORPE	PA		12/29/2023		0	0	(28)	0	0	(28)	0	762	762	0	0
231046525	MURRELLS INLET	SC		12/08/2023		0	0	(6)	0	0	(6)	0	180	180	0	0
231042797	HOUSTON	TX		12/14/2023		0	0	(28)	0	0	(28)	0	770	770	0	0
231151424	LONE TREE	CO		12/14/2023		0	0	(72)	0	0	(72)	0	2,016	2,016	0	0
231048190	ERLANGER	KY		12/08/2023		0	0	(10)	0	0	(10)	0	286	286	0	0
231047499	CUMMING	GA		12/08/2023		0	0	(38)	0	0	(38)	0	1,242	1,242	0	0
231025291	IRVINE	CA		12/29/2023		0	0	(51)	0	0	(51)	0	1,475	1,475	0	0
231025216	BEND	OR		12/29/2023		0	0	(26)	0	0	(26)	0	744	744	0	0
231151838	LAKE OSWEGO	OR		12/08/2023		0	0	(26)	0	0	(26)	0	849	849	0	0
231046897	VERONA	PA		12/08/2023		0	0	(6)	0	0	(6)	0	158	158	0	0
231025365	PRESCOTT	AZ		12/29/2023		0	0	(27)	0	0	(27)	0	788	788	0	0
231025244	DENISON	TX		12/29/2023		0	0	(19)	0	0	(19)	0	527	527	0	0
231048661	LUGOFF	SC		12/08/2023		0	0	(2)	0	0	(2)	0	75	75	0	0
231044520	DURHAM	NC		12/08/2023		0	0	(13)	0	0	(13)	0	401	401	0	0
231025300	WESTERVILLE	OH		12/29/2023		0	0	(16)	0	0	(16)	0	456	456	0	0
231024281	CITRUS HEIGHTS	CA		12/29/2023		0	0	(16)	0	0	(16)	0	445	445	0	0
231025053	RINCÓN	GA		12/29/2023		0	0	(7)	0	0	(7)	0	196	196	0	0
231025439	LAS VEGAS	NV		12/29/2023		0	0	(98)	0	0	(98)	0	2,807	2,807	0	0
231025174	SAINT LOUIS	MO		12/29/2023		0	0	(28)	0	0	(28)	0	794	794	0	0
231025202	PORT SAINT LUCIE	FL		12/29/2023		0	0	(15)	0	0	(15)	0	408	408	0	0
231043688	MONTCLAIR	NJ		12/08/2023		0	0	(29)	0	0	(29)	0	948	948	0	0
231025351	TOMBALL	TX		12/29/2023		0	0	(25)	0	0	(25)	0	703	703	0	0
231152026	MAUMEE	OH		12/08/2023		0	0	(22)	0	0	(22)	0	729	729	0	0
231025127	CONWAY	SC		12/29/2023		0	0	(33)	0	0	(33)	0	906	906	0	0
231153230	FULTON	MD		12/08/2023		0	0	(34)	0	0	(34)	0	1,117	1,117	0	0
231025402	OCEAN VIEW	DE		12/29/2023		0	0	(33)	0	0	(33)	0	951	951	0	0
230829111	LABELLE	FL		12/14/2023		0	0	(17)	0	0	(17)	0	466	466	0	0
231025304	DUNMORE	PA		12/29/2023		0	0	(43)	0	0	(43)	0	1,193	1,193	0	0
231025099	HARWICH	MA		12/29/2023		0	0	(25)	0	0	(25)	0	704	704	0	0
231043365	LOS ANGELES	CA		12/08/2023		0	0	(94)	0	0	(94)	0	3,144	3,144	0	0
230722738	HURRICANE	WV		12/08/2023		0	0	(8)	0	0	(8)	0	224	224	0	0
231025332	CHICAGO	IL		12/29/2023		0	0	(21)	0	0	(21)	0	597	597	0	0
231024173	MURRELLS INLET	SC		12/29/2023		0	0	(13)	0	0	(13)	0	355	355	0	0
231025299	SPRINGFIELD	MO		12/29/2023		0	0	(16)	0	0	(16)	0	459	459	0	0
231025113	BRISTOL	PA		12/29/2023		0	0	(13)	0	0	(13)	0	359	359	0	0
231151879	YARDLEY	PA		12/14/2023		0	0	(26)	0	0	(26)	0	704	704	0	0
231044157	DETROIT	MI		12/08/2023		0	0	(8)	0	0	(8)	0	222	222	0	0
231048679	DOLTON	IL		12/08/2023		0	0	(41)	0	0	(41)	0	1,245	1,245	0	0
231150434	GREENSBORO	NC		12/14/2023		0	0	(15)	0	0	(15)	0	400	400	0	0
231025532	MIRAMAR BEACH	FL		12/29/2023		0	0	(23)	0	0	(23)	0	635	635	0	0
231025429	MIAMI	FL		12/29/2023		0	0	(112)	0	0	(112)	0	3,164	3,164	0	0
231045279	NASHVILLE	TN		12/08/2023		0	0	(23)	0	0	(23)	0	735	735	0	0
231150905	MYRTLE BEACH	SC		12/14/2023		0	0	(8)	0	0	(8)	0	197	197	0	0
231025038	PITTSBORO	NC		12/29/2023		0	0	(7,719)	0	0	(7,719)	0	374,866	374,866	0	0
0V3486957	SEVIERVILLE	TN		12/28/2023		0	0	(2)	0	0	(2)	0	1,024	1,024	0	0
0V3488903	NORTH FORT MYERS	FL		12/28/2023		0	0	(50)	0	0	(50)	0	4,043	4,043	0	0
0V3486961	STARKVILLE	MS		12/28/2023		0	0	(4)	0	0	(4)	0	386	386	0	0
0V3491307	OKLAHOMA CITY	OK		12/28/2023		0	0	(3)	0	0	(3)	0	516	516	0	0
0V3478062	PENINSULA	OH		12/28/2023		0	0	(4)	0	0	(4)	0	784	784	0	0

E02.201

STATEMENT AS OF JUNE 30, 2024 OF THE Reliance Standard Life Insurance Company

SCHEDULE B - PART 3

Showing All Mortgage Loans DISPOSED, Transferred or Repaid During the Current Quarter

1 Loan Number	2 Location		4 Loan Type	5 Date Acquired	6 Disposal Date	7 Book Value/ Recorded Investment Excluding Accrued Interest Prior Year	8 Change in Book Value/Recorded Investment						14 Book Value/ Recorded Investment Excluding Accrued Interest on Disposal	15 Consid- eration	16 Foreign Exchange Gain (Loss) on Disposal	17 Realized Gain (Loss) on Disposal	18 Total Gain (Loss) on Disposal
	2 City	3 State					8 Unrealized Valuation Increase/ (Decrease)	9 Current Year's (Amortization) /Accretion	10 Current Year's Other- Than- Temporary Impairment Recognized	11 Capitalized Deferred Interest and Other	12 Total Change in Book Value (8+9-10+11)	13 Total Foreign Exchange Change in Book Value					
OV3492448	GRAND MARAIS	MI		12/28/2023		0	0	(9)	0	0	0	(9)	0	676	676	0	0
OV3487567	GALVESTON	TX		12/28/2023		0	0	(8)	0	0	0	(8)	0	518	518	0	0
OV3492450	KISSIMEE	FL		12/28/2023		0	0	(4)	0	0	0	(4)	0	1,499	1,499	0	0
OV3494330	KEMAH	TX		12/28/2023		0	0	(7)	0	0	0	(7)	0	450	450	0	0
OV3494332	ELLIJAY	GA		12/28/2023		0	0	(9)	0	0	0	(9)	0	649	649	0	0
OV3468424	NORTH LAS VEGAS	NV		12/28/2023		0	0	(6)	0	0	0	(6)	0	962	962	0	0
OV3493176	SAVANNAH	GA		12/28/2023		0	0	(7)	0	0	0	(7)	0	725	725	0	0
OV3493177	CRYSTAL BEACH	TX		12/28/2023		0	0	(36)	0	0	0	(36)	0	4,445	4,445	0	0
OV3492048	LA BELLE	FL		12/28/2023		0	0	(9)	0	0	0	(9)	0	641	641	0	0
OV3487904	POWELL	TN		12/28/2023		0	0	(7)	0	0	0	(7)	0	493	493	0	0
OV3493178	NORTH TOPSAIL BEACH	NC		12/28/2023		0	0	(1)	0	0	0	(1)	0	971	971	0	0
OV3492809	ORLANDO	FL		12/28/2023		0	0	(15)	0	0	0	(15)	0	1,098	1,098	0	0
OV3491309	APOLLO BEACH	FL		12/28/2023		0	0	(2)	0	0	0	(2)	0	1,039	1,039	0	0
OV3494335	TOBYHANNA	PA		12/28/2023		0	0	(5)	0	0	0	(5)	0	815	815	0	0
OV3495093	COLUMBUS	OH		12/28/2023		0	0	(2)	0	0	0	(2)	0	515	515	0	0
OV3486159	N TOPSAIL BEACH	NC		12/28/2023		0	0	5	0	0	0	5	0	780	780	0	0
OV3491308	LONG POND	PA		12/28/2023		0	0	(9)	0	0	0	(9)	0	1,828	1,828	0	0
OV3487285	TEMPE	AZ		12/28/2023		0	0	(8)	0	0	0	(8)	0	506	506	0	0
OV3491579	LABELLE	FL		12/28/2023		0	0	(9)	0	0	0	(9)	0	641	641	0	0
OV3491578	LABELLE	FL		12/28/2023		0	0	(9)	0	0	0	(9)	0	641	641	0	0
OV3495092	ENGLEWOOD	FL		12/28/2023		0	0	(14)	0	0	0	(14)	0	696	696	0	0
OV3465594	LAKE LURE	NC		01/29/2024		0	0	11	0	0	0	11	0	828	828	0	0
OV3417905	CINCINNATI	OH		01/29/2024		0	0	3	0	0	0	3	0	715	715	0	0
OV3476855	KENSINGTON	OH		01/29/2024		0	0	(4)	0	0	0	(4)	0	626	626	0	0
OV3481183	OXFORD	MS		01/29/2024		0	0	(1)	0	0	0	(1)	0	1,933	1,933	0	0
OV3442833	MONTICELLO	NY		01/29/2024		0	0	0	0	0	0	0	0	426	426	0	0
OV3483687	LUSBY	MD		01/29/2024		0	0	1	0	0	0	1	0	745	745	0	0
OV3490343	TUCSON	AZ		01/29/2024		0	0	1	0	0	0	1	0	531	531	0	0
OV3457502	STATEN ISLAND	NY		01/29/2024		0	0	(2)	0	0	0	(2)	0	783	783	0	0
OV3480803	SEATTLE	WA		01/29/2024		0	0	(8)	0	0	0	(8)	0	1,316	1,316	0	0
OV3485025	EUREKA	CA		01/29/2024		0	0	2	0	0	0	2	0	796	796	0	0
OV3474435	CROSSVILLE	TN		01/29/2024		0	0	14	0	0	0	14	0	1,187	1,187	0	0
OV3472203	HAMBURG	NJ		01/29/2024		0	0	4	0	0	0	4	0	488	488	0	0
OV3484055	ELLIJAY	GA		01/29/2024		0	0	(4)	0	0	0	(4)	0	768	768	0	0
OV3482838	MARIETTA	GA		01/29/2024		0	0	(11)	0	0	0	(11)	0	691	691	0	0
OV3474458	MARYLAND HEIGHTS	MO		01/29/2024		0	0	3	0	0	0	3	0	490	490	0	0
OV3433314	LOMBARD	IL		01/29/2024		0	0	7	0	0	0	7	0	591	591	0	0
OV3490347	ARLINGTON	TX		01/29/2024		0	0	6	0	0	0	6	0	517	517	0	0
OV3471343	HENDERSON	NV		01/29/2024		0	0	4	0	0	0	4	0	729	729	0	0
OV3480800	QUINCY	CA		01/29/2024		0	0	0	0	0	0	0	0	988	988	0	0
231025611	MCKINNEY	TX		01/19/2024		0	0	(16)	0	0	0	(16)	0	445	445	0	0
FLL23-152	PORT CHARLOTTE	FL		01/10/2024		0	0	0	0	0	0	0	0	25	25	0	0
231258922	COLORADO SPRINGS	CO		01/18/2024		0	0	(26)	0	0	0	(26)	0	813	813	0	0
231149865	NEW HOLLAND	PA		01/10/2024		0	0	(6)	0	0	0	(6)	0	210	210	0	0
231257668	COLLEEVILLE	TX		01/18/2024		0	0	(38)	0	0	0	(38)	0	1,232	1,232	0	0
231025168	ALICE	TX		01/30/2024		0	0	(5)	0	0	0	(5)	0	146	146	0	0
240161042	SILVERTHORNE	CO		01/25/2024		0	0	(41)	0	0	0	(41)	0	1,255	1,255	0	0
231025150	FAIRFIELD	CT		01/31/2024		0	0	(32)	0	0	0	(32)	0	1,021	1,021	0	0
231025867	TUALATIN	OR		01/31/2024		0	0	(74)	0	0	0	(74)	0	2,376	2,376	0	0
231025751	GILBERT	AZ		01/31/2024		0	0	(18)	0	0	0	(18)	0	568	568	0	0
231025471	DACULA	GA		01/19/2024		0	0	(50)	0	0	0	(50)	0	1,410	1,410	0	0

E02.202

STATEMENT AS OF JUNE 30, 2024 OF THE Reliance Standard Life Insurance Company

SCHEDULE B - PART 3

Showing All Mortgage Loans DISPOSED, Transferred or Repaid During the Current Quarter

1 Loan Number	2 Location		4 Loan Type	5 Date Acquired	6 Disposal Date	7 Book Value/ Recorded Investment Excluding Accrued Interest Prior Year	8 Change in Book Value/Recorded Investment					14 Book Value/ Recorded Investment Excluding Accrued Interest on Disposal	15 Consid- eration	16 Foreign Exchange Gain (Loss) on Disposal	17 Realized Gain (Loss) on Disposal	18 Total Gain (Loss) on Disposal	
	2 City	3 State					8 Unrealized Valuation Increase/ (Decrease)	9 Current Year's (Amortization) /Accretion	10 Current Year's Other- Than- Temporary Impairment Recognized	11 Capitalized Deferred Interest and Other	12 Total Change in Book Value (8+9-10+11)						13 Total Foreign Exchange Change in Book Value
231256132	MONROE	NC		01/10/2024		0	0	(23)	0	0	0	(23)	0	773	773	0	0
241025888	CONCORD	NC		01/31/2024		0	0	(36)	0	0	0	(36)	0	1,144	1,144	0	0
231259292	BRYAN	TX		01/18/2024		0	0	(13)	0	0	0	(13)	0	393	393	0	0
231025644	MIAMI	FL		01/31/2024		0	0	(8)	0	0	0	(8)	0	239	239	0	0
231025639	LA PLATA	MD		01/19/2024		0	0	(26)	0	0	0	(26)	0	726	726	0	0
231025714	MIAMI BEACH	FL		01/31/2024		0	0	(21)	0	0	0	(21)	0	648	648	0	0
231257338	EAST SPENCER	NC		01/18/2024		0	0	(10)	0	0	0	(10)	0	300	300	0	0
231025549	BURLESON	TX		01/30/2024		0	0	(8)	0	0	0	(8)	0	252	252	0	0
231025658	MERRITT ISLAND	FL		01/19/2024		0	0	(3,489)	0	0	0	(3,489)	0	99,514	99,514	0	0
231025428	MIMS	FL		01/19/2024		0	0	(17)	0	0	0	(17)	0	481	481	0	0
231025284	SOUTH LAKE TAHOE	CA		01/31/2024		0	0	(21)	0	0	0	(21)	0	659	659	0	0
231258229	NASHVILLE	TN		01/18/2024		0	0	(10)	0	0	0	(10)	0	313	313	0	0
231154618	FLORESVILLE	TX		01/10/2024		0	0	(5)	0	0	0	(5)	0	161	161	0	0
231260126	NORTH MYRTLE BEACH	SC		01/25/2024		0	0	(11)	0	0	0	(11)	0	320	320	0	0
231025507	EVESHAM	NJ		01/31/2024		0	0	(21)	0	0	0	(21)	0	645	645	0	0
231025237	NEWBURGH	NY		01/19/2024		0	0	(29)	0	0	0	(29)	0	850	850	0	0
231025612	MESA	AZ		01/19/2024		0	0	(86)	0	0	0	(86)	0	2,520	2,520	0	0
231025849	LAWRENCEVILLE	GA		01/31/2024		0	0	(21)	0	0	0	(21)	0	666	666	0	0
231025710	MYRTLE BEACH	SC		01/31/2024		0	0	(5)	0	0	0	(5)	0	147	147	0	0
230619223	CYPRESS	TX		01/25/2024		0	0	(38)	0	0	0	(38)	0	1,113	1,113	0	0
231256231	NEVADA CITY	CA		01/25/2024		0	0	(16)	0	0	0	(16)	0	459	459	0	0
231025654	POINCIANA	FL		01/31/2024		0	0	(12)	0	0	0	(12)	0	380	380	0	0
230940199	MOUNT PLEASANT	SC		01/25/2024		0	0	(41)	0	0	0	(41)	0	1,271	1,271	0	0
231025051	PALM HARBOR	FL		01/19/2024		0	0	(10)	0	0	0	(10)	0	263	263	0	0
231256652	MYRTLE BEACH	SC		01/18/2024		0	0	(9)	0	0	0	(9)	0	278	278	0	0
231025223	KISSIMEE	FL		01/19/2024		0	0	(29)	0	0	0	(29)	0	839	839	0	0
231024427	THOUSAND OAKS	CA		01/19/2024		0	0	(44)	0	0	0	(44)	0	1,296	1,296	0	0
231257353	LANSDOWNE	PA		01/18/2024		0	0	(11)	0	0	0	(11)	0	349	349	0	0
231025822	LOS ANGELES	CA		01/31/2024		0	0	(15)	0	0	0	(15)	0	479	479	0	0
231025493	CHICAGO	IL		01/19/2024		0	0	(72)	0	0	0	(72)	0	2,061	2,061	0	0
241025994	NEW SMYRNA BEACH	FL		01/31/2024		0	0	(12)	0	0	0	(12)	0	358	358	0	0
231025274	SOUTH DAYTONA	FL		01/30/2024		0	0	(14)	0	0	0	(14)	0	400	400	0	0
231152463	SAINT LOUIS	MO		01/18/2024		0	0	(14)	0	0	0	(14)	0	430	430	0	0
231025766	PORT ORANGE	FL		01/31/2024		0	0	(4)	0	0	0	(4)	0	125	125	0	0
231154006	GLENDORA	CA		01/25/2024		0	0	(24)	0	0	0	(24)	0	704	704	0	0
231025469	DAYTONA BEACH	FL		01/19/2024		0	0	(9)	0	0	0	(9)	0	261	261	0	0
231151945	HOUSTON	TX		01/10/2024		0	0	(12)	0	0	0	(12)	0	391	391	0	0
231025687	MURFREESBORO	TN		01/31/2024		0	0	(23)	0	0	0	(23)	0	711	711	0	0
231025525	CHULA VISTA	CA		01/31/2024		0	0	(35)	0	0	0	(35)	0	1,126	1,126	0	0
231025255	ALVA	FL		01/19/2024		0	0	(11)	0	0	0	(11)	0	306	306	0	0
231025548	EL CAJON	CA		01/31/2024		0	0	(74)	0	0	0	(74)	0	2,379	2,379	0	0
231153909	COPPERAS COVE	TX		01/10/2024		0	0	(16)	0	0	0	(16)	0	530	530	0	0
231025329	EAST LANSING	MI		01/31/2024		0	0	(19)	0	0	0	(19)	0	602	602	0	0
231025762	FRISCO	TX		01/31/2024		0	0	(114)	0	0	0	(114)	0	3,637	3,637	0	0
231258237	NASHVILLE	TN		01/18/2024		0	0	(10)	0	0	0	(10)	0	310	310	0	0
231258468	WHEAT RIDGE	CO		01/25/2024		0	0	(23)	0	0	0	(23)	0	683	683	0	0
231025832	PANAMA CITY BEACH	FL		01/31/2024		0	0	(26)	0	0	0	(26)	0	820	820	0	0
231025660	GULF SHORES	AL		01/19/2024		0	0	(29)	0	0	0	(29)	0	839	839	0	0
231256710	BURNSVILLE	NC		01/18/2024		0	0	(14)	0	0	0	(14)	0	418	418	0	0
231025753	CHATTANOOGA	TN		01/31/2024		0	0	(8)	0	0	0	(8)	0	248	248	0	0
231025338	HOUSTON	TX		01/19/2024		0	0	(10)	0	0	0	(10)	0	286	286	0	0

E02.203

STATEMENT AS OF JUNE 30, 2024 OF THE Reliance Standard Life Insurance Company

SCHEDULE B - PART 3

Showing All Mortgage Loans DISPOSED, Transferred or Repaid During the Current Quarter

1 Loan Number	2 Location		4 Loan Type	5 Date Acquired	6 Disposal Date	7 Book Value/ Recorded Investment Excluding Accrued Interest Prior Year	8 Change in Book Value/Recorded Investment						14 Book Value/ Recorded Investment Excluding Accrued Interest on Disposal	15 Consid- eration	16 Foreign Exchange Gain (Loss) on Disposal	17 Realized Gain (Loss) on Disposal	18 Total Gain (Loss) on Disposal
	2 City	3 State					8 Unrealized Valuation Increase/ (Decrease)	9 Current Year's (Amortization) /Accretion	10 Current Year's Other- Than- Temporary Impairment Recognized	11 Capitalized Deferred Interest and Other	12 Total Change in Book Value (8+9-10+11)	13 Total Foreign Exchange Change in Book Value					
231150772	AMHERST	NY		01/18/2024		0	0	(11)	0	0	0	(11)	0	313	313	0	0
231025674	LAKELAND	FL		01/31/2024		0	0	(17)	0	0	0	(17)	0	509	509	0	0
231256207	BELLE VERNON	PA		01/10/2024		0	0	(9)	0	0	0	(9)	0	275	275	0	0
231258997	HOUSTON	TX		01/18/2024		0	0	(5)	0	0	0	(5)	0	152	152	0	0
231259326	LANEXA	VA		01/18/2024		0	0	(9)	0	0	0	(9)	0	208	208	0	0
231152455	WEST HOLLYWOOD	CA		01/10/2024		0	0	(74)	0	0	0	(74)	0	2,586	2,586	0	0
231152687	WORCESTER	MA		01/18/2024		0	0	(21)	0	0	0	(21)	0	535	535	0	0
231025693	JACKSONVILLE	FL		01/31/2024		0	0	(10)	0	0	0	(10)	0	302	302	0	0
231025473	ORO VALLEY	AZ		01/19/2024		0	0	(49)	0	0	0	(49)	0	1,423	1,423	0	0
231025842	MIAMI	FL		01/31/2024		0	0	(27)	0	0	0	(27)	0	857	857	0	0
231257494	LAS CRUCES	NM		01/10/2024		0	0	(7)	0	0	0	(7)	0	203	203	0	0
231025763	CHICAGO	IL		01/31/2024		0	0	(11)	0	0	0	(11)	0	338	338	0	0
241025885	SAINT GEORGE	UT		01/31/2024		0	0	(23)	0	0	0	(23)	0	722	722	0	0
231260332	MURRIETA	CA		01/25/2024		0	0	(81)	0	0	0	(81)	0	2,492	2,492	0	0
231025510	PANAMA CITY BEACH	FL		01/30/2024		0	0	(14)	0	0	0	(14)	0	433	433	0	0
231025114	FREDERICKSBURG	VA		01/31/2024		0	0	(29)	0	0	0	(29)	0	864	864	0	0
231152588	CANTON	GA		01/25/2024		0	0	(58)	0	0	0	(58)	0	1,758	1,758	0	0
241025881	LACEY	WA		01/31/2024		0	0	(41)	0	0	0	(41)	0	1,298	1,298	0	0
231155052	FLATONIA	TX		01/18/2024		0	0	(6)	0	0	0	(6)	0	162	162	0	0
241025903	FORT LAUDERDALE	FL		01/31/2024		0	0	(15)	0	0	0	(15)	0	450	450	0	0
231154485	RICHMOND	KY		01/10/2024		0	0	(103)	0	0	0	(103)	0	3,330	3,330	0	0
231025852	GASTONIA	NC		01/31/2024		0	0	(9)	0	0	0	(9)	0	257	257	0	0
231025584	LAS VEGAS	NV		01/19/2024		0	0	(29)	0	0	0	(29)	0	846	846	0	0
231025698	HIDEOUT	UT		01/19/2024		0	0	(80)	0	0	0	(80)	0	2,368	2,368	0	0
231025509	CARLISLE	PA		01/31/2024		0	0	(14)	0	0	0	(14)	0	431	431	0	0
231153321	NANTUCKET	MA		01/18/2024		0	0	(39)	0	0	0	(39)	0	1,249	1,249	0	0
231025819	TUCSON	AZ		01/31/2024		0	0	(17)	0	0	0	(17)	0	525	525	0	0
231025537	SPRINGFIELD	MO		01/31/2024		0	0	(12)	0	0	0	(12)	0	369	369	0	0
231257841	CANTON	TX		01/10/2024		0	0	(12)	0	0	0	(12)	0	377	377	0	0
231256868	FOLEY	AL		01/18/2024		0	0	(12)	0	0	0	(12)	0	358	358	0	0
231025323	EDMOND	OK		01/19/2024		0	0	(19)	0	0	0	(19)	0	532	532	0	0
231025624	WESTCHESTER	IL		01/31/2024		0	0	(7)	0	0	0	(7)	0	199	199	0	0
231025588	VICTORVILLE	CA		01/31/2024		0	0	(21)	0	0	0	(21)	0	639	639	0	0
231154212	BAKERSFIELD	CA		01/18/2024		0	0	(12)	0	0	0	(12)	0	355	355	0	0
231025369	AUSTIN	TX		01/31/2024		0	0	(32)	0	0	0	(32)	0	1,011	1,011	0	0
240161018	MALIBU	CA		01/25/2024		0	0	(38)	0	0	0	(38)	0	1,179	1,179	0	0
231025815	SEYMOUR	CT		01/31/2024		0	0	(16)	0	0	0	(16)	0	507	507	0	0
231025666	AUSTIN	TX		01/31/2024		0	0	(11)	0	0	0	(11)	0	328	328	0	0
231257270	LOWELL	MA		01/18/2024		0	0	(18)	0	0	0	(18)	0	583	583	0	0
231155367	DETROIT	MI		01/18/2024		0	0	(5)	0	0	0	(5)	0	115	115	0	0
231259516	SPRINGFIELD	MO		01/18/2024		0	0	(7)	0	0	0	(7)	0	194	194	0	0
231025759	BONITA SPRINGS	FL		01/31/2024		0	0	(1,115)	0	0	0	(1,115)	0	34,592	34,592	0	0
231258062	MYRTLE BEACH	SC		01/18/2024		0	0	(63)	0	0	0	(63)	0	1,933	1,933	0	0
231025574	BOERNE	TX		01/31/2024		0	0	(31)	0	0	0	(31)	0	998	998	0	0
231025453	PANAMA CITY BEACH	FL		01/31/2024		0	0	(67)	0	0	0	(67)	0	2,081	2,081	0	0
231025504	ROSWELL	NM		01/19/2024		0	0	(81)	0	0	0	(81)	0	2,373	2,373	0	0
231256991	FORT WORTH	TX		01/18/2024		0	0	(13)	0	0	0	(13)	0	385	385	0	0
231025857	CYPRESS	TX		01/31/2024		0	0	(25)	0	0	0	(25)	0	764	764	0	0
231025215	SAINT AUGUSTINE	FL		01/31/2024		0	0	(15)	0	0	0	(15)	0	482	482	0	0
231025457	FORT WORTH	TX		01/31/2024		0	0	(11)	0	0	0	(11)	0	325	325	0	0
BB1147020	ATLANTA	GA		01/30/2024		0	0	278	0	0	0	278	0	1,751	1,751	0	0

E02.204

STATEMENT AS OF JUNE 30, 2024 OF THE Reliance Standard Life Insurance Company

SCHEDULE B - PART 3

Showing All Mortgage Loans DISPOSED, Transferred or Repaid During the Current Quarter

1 Loan Number	2 Location		4 Loan Type	5 Date Acquired	6 Disposal Date	7 Book Value/ Recorded Investment Excluding Accrued Interest Prior Year	8 Change in Book Value/Recorded Investment						14 Book Value/ Recorded Investment Excluding Accrued Interest on Disposal	15 Consid- eration	16 Foreign Exchange Gain (Loss) on Disposal	17 Realized Gain (Loss) on Disposal	18 Total Gain (Loss) on Disposal
	2 City	3 State					8 Unrealized Valuation Increase/ (Decrease)	9 Current Year's (Amortization) /Accretion	10 Current Year's Other- Than- Temporary Impairment Recognized	11 Capitalized Deferred Interest and Other	12 Total Change in Book Value (8+9-10+11)	13 Total Foreign Exchange Change in Book Value					
BB1146980	DURHAM	NC		01/30/2024		0	0	190	0	0	0	190	0	2,309	2,309	0	0
BB1147050	GREENSBORO	NC		01/30/2024		0	0	473	0	0	0	473	0	2,895	2,895	0	0
BB1146990	DENVER	CO		01/30/2024		0	0	804	0	0	0	804	0	3,579	3,579	0	0
BB1147040	HINESVILLE	GA		01/30/2024		0	0	230	0	0	0	230	0	1,628	1,628	0	0
BB1147070	JACKSONVILLE	FL		01/30/2024		0	0	384	0	0	0	384	0	1,711	1,711	0	0
BB1147000	SUN PRAIRIE	WI		01/30/2024		0	0	546	0	0	0	546	0	2,463	2,463	0	0
BB1147060	BONITA	CA		01/30/2024		0	0	225	0	0	0	225	0	2,571	2,571	0	0
BB1170110	PARADISE	NV		02/16/2024		0	0	182	0	0	0	182	0	3,234	3,234	0	0
BB1170170	KANSAS CITY	MO		02/16/2024		0	0	181	0	0	0	181	0	3,133	3,133	0	0
BB1170070	JOLIET	IL		02/16/2024		0	0	6	0	0	0	6	0	117	117	0	0
BB1170120	HOWELL	NJ		02/16/2024		0	0	30	0	0	0	30	0	777	777	0	0
BB1170180	CASA GRANDE	AZ		02/16/2024		0	0	46	0	0	0	46	0	828	828	0	0
BB1170190	PHOENIX	AZ		02/16/2024		0	0	253	0	0	0	253	0	4,316	4,316	0	0
BB1170080	NEWPORT	WA		02/16/2024		0	0	104	0	0	0	104	0	1,589	1,589	0	0
BB1170130	OVERLAND PARK	KS		02/16/2024		0	0	27	0	0	0	27	0	543	543	0	0
BB1170090	SUN CITY	AZ		02/16/2024		0	0	2	0	0	0	2	0	247	247	0	0
BB1170140	PARK CITY	UT		02/16/2024		0	0	19	0	0	0	19	0	2,099	2,099	0	0
BB1170150	GREAT FALLS	MT		02/16/2024		0	0	229	0	0	0	229	0	3,987	3,987	0	0
BB1170160	TUCSON	AZ		02/16/2024		0	0	406	0	0	0	406	0	6,732	6,732	0	0
BB1170200	CLINTON	MA		02/16/2024		0	0	39	0	0	0	39	0	726	726	0	0
BB1170050	DENVER	CO		02/16/2024		0	0	56	0	0	0	56	0	1,029	1,029	0	0
BB1170100	PHILADELPHIA	PA		02/16/2024		0	0	41	0	0	0	41	0	846	846	0	0
OV3500484	PAGOSA SPRINGS	CO		02/28/2024		0	0	6	0	0	0	6	0	1,134	1,134	0	0
OV3496935	BLOOMFIELD	CT		02/28/2024		0	0	9	0	0	0	9	0	1,014	1,014	0	0
OV3556693	BRADENTON	FL		02/28/2024		0	0	(18)	0	0	0	(18)	0	1,402	1,402	0	0
OV3505214	PEORIA	AZ		02/28/2024		0	0	(7)	0	0	0	(7)	0	840	840	0	0
OV3478462	QUINCY	IA		02/28/2024		0	0	0	0	0	0	0	0	1,329	1,329	0	0
OV3520088	GREELEY	CO		02/28/2024		0	0	(2)	0	0	0	(2)	0	709	709	0	0
OV3476036	BRISTOL	PA		02/28/2024		0	0	4	0	0	0	4	0	1,011	1,011	0	0
OV3559309	LITHONIA	GA		02/28/2024		0	0	(5)	0	0	0	(5)	0	576	576	0	0
OV3565047	EAST BERLIN	PA		02/28/2024		0	0	(6)	0	0	0	(6)	0	423	423	0	0
OV3473560	NATIONAL CITY	CA		02/28/2024		0	0	(4)	0	0	0	(4)	0	1,069	1,069	0	0
OV3477601	BRIGHTON	CO		02/28/2024		0	0	(4)	0	0	0	(4)	0	766	766	0	0
OV3502765	PORT CHARLOTTE	FL		02/28/2024		0	0	(4)	0	0	0	(4)	0	648	648	0	0
OV3563190	OCEAN ISLE BEACH	NC		02/28/2024		0	0	1	0	0	0	1	0	817	817	0	0
OV3558359	CONWAY	SC		02/28/2024		0	0	(3)	0	0	0	(3)	0	651	651	0	0
OV3518326	SHENANDOAH	VA		02/28/2024		0	0	(4)	0	0	0	(4)	0	341	341	0	0
OV3557167	KISSIMEE	FL		02/28/2024		0	0	(11)	0	0	0	(11)	0	623	623	0	0
OV3498942	DANFORTH	ME		02/28/2024		0	0	0	0	0	0	0	0	694	694	0	0
OV3519918	KAILUA KONA	HI		02/28/2024		0	0	4	0	0	0	4	0	864	864	0	0
OV3518332	ROCKBRIDGE	OH		02/28/2024		0	0	1	0	0	0	1	0	1,065	1,065	0	0
OV3465606	NORTH LAS VEGAS	NV		02/28/2024		0	0	4	0	0	0	4	0	725	725	0	0
OV3564497	SHARPSBURG	GA		02/28/2024		0	0	(27)	0	0	0	(27)	0	1,921	1,921	0	0
OV3557153	CENTRE	AL		02/28/2024		0	0	(6)	0	0	0	(6)	0	435	435	0	0
OV3557148	BELHAVEN	NC		02/28/2024		0	0	(8)	0	0	0	(8)	0	2,069	2,069	0	0
OV3504124	YERINGTON	NV		02/28/2024		0	0	(3)	0	0	0	(3)	0	304	304	0	0
OV3482841	ROCKY TOP	TN		02/28/2024		0	0	3	0	0	0	3	0	564	564	0	0
OV3561914	UNION	ME		02/28/2024		0	0	(4)	0	0	0	(4)	0	322	322	0	0
OV3469685	IRVINE	CA		02/28/2024		0	0	44	0	0	0	44	0	1,250	1,250	0	0
OV3480122	BEECH MOUNTAIN	NC		02/28/2024		0	0	7	0	0	0	7	0	895	895	0	0
OV3469690	MCGREGOR	MN		02/28/2024		0	0	5	0	0	0	5	0	663	663	0	0

E02.205

STATEMENT AS OF JUNE 30, 2024 OF THE Reliance Standard Life Insurance Company

SCHEDULE B - PART 3

Showing All Mortgage Loans DISPOSED, Transferred or Repaid During the Current Quarter

1 Loan Number	2 Location		4 Loan Type	5 Date Acquired	6 Disposal Date	7 Book Value/ Recorded Investment Excluding Accrued Interest Prior Year	8 Change in Book Value/Recorded Investment						14 Book Value/ Recorded Investment Excluding Accrued Interest on Disposal	15 Consid- eration	16 Foreign Exchange Gain (Loss) on Disposal	17 Realized Gain (Loss) on Disposal	18 Total Gain (Loss) on Disposal
	2 City	3 State					8 Unrealized Valuation Increase/ (Decrease)	9 Current Year's (Amortization) /Accretion	10 Current Year's Other- Than- Temporary Impairment Recognized	11 Capitalized Deferred Interest and Other	12 Total Change in Book Value (8+9-10+11)	13 Total Foreign Exchange Change in Book Value					
OV3504981	PORT ORCHARD	WA		02/28/2024		0	0	(6)	0	0	0	(6)	0	641	641	0	0
OV3559073	SEBAGO	ME		02/28/2024		0	0	(4)	0	0	0	(4)	0	726	726	0	0
OV3557357	IRVINE	CA		02/28/2024		0	0	(5)	0	0	0	(5)	0	1,194	1,194	0	0
OV3520234	WESLEY CHAPEL	FL		02/28/2024		0	0	(6)	0	0	0	(6)	0	446	446	0	0
OV3561901	RALEIGH	NC		02/28/2024		0	0	(7)	0	0	0	(7)	0	576	576	0	0
OV3557362	GRANBURY	TX		02/28/2024		0	0	(9)	0	0	0	(9)	0	757	757	0	0
OV3565048	LYNCHBURG	VA		02/28/2024		0	0	(1)	0	0	0	(1)	0	621	621	0	0
OV3488610	CHARLOTTE	NC		02/28/2024		0	0	9	0	0	0	9	0	1,100	1,100	0	0
OV3497311	CHEROKEE RIDGE	AL		02/28/2024		0	0	5	0	0	0	5	0	860	860	0	0
OV3487572	PENSACOLA	FL		02/28/2024		0	0	12	0	0	0	12	0	666	666	0	0
OV3503281	CUYAHOGA FALLS	OH		02/28/2024		0	0	(3)	0	0	0	(3)	0	332	332	0	0
OV3495554	HOLLY	MI		02/28/2024		0	0	4	0	0	0	4	0	494	494	0	0
OV3561147	CRYSTAL RIVER	FL		02/28/2024		0	0	(2)	0	0	0	(2)	0	431	431	0	0
OV3556705	UPPER MARLBORO	MD		02/28/2024		0	0	(10)	0	0	0	(10)	0	521	521	0	0
OV3559296	SHERMAN	TX		02/28/2024		0	0	(3)	0	0	0	(3)	0	663	663	0	0
OV3519919	BRIDGEPORT	CT		02/28/2024		0	0	(10)	0	0	0	(10)	0	651	651	0	0
OV3500491	HARDWICK	VT		02/28/2024		0	0	0	0	0	0	0	0	983	983	0	0
OV3520086	BLOOMSBURG	PA		02/28/2024		0	0	(6)	0	0	0	(6)	0	442	442	0	0
OV3492810	GRANBURY	TX		02/28/2024		0	0	9	0	0	0	9	0	903	903	0	0
OV3557575	GREENTOWN	PA		02/28/2024		0	0	(15)	0	0	0	(15)	0	1,021	1,021	0	0
OV3561674	PALMETTO BAY	FL		02/28/2024		0	0	(16)	0	0	0	(16)	0	1,193	1,193	0	0
OV3556700	HOUSTON	TX		02/28/2024		0	0	(9)	0	0	0	(9)	0	465	465	0	0
OV3561902	DAYTONA BEACH	FL		02/28/2024		0	0	(2)	0	0	0	(2)	0	435	435	0	0
OV3519470	FORT PAYNE	AL		02/28/2024		0	0	(3)	0	0	0	(3)	0	550	550	0	0
OV3466986	RALEIGH	NC		02/28/2024		0	0	39	0	0	0	39	0	1,013	1,013	0	0
OV3558357	GLENNIE	MI		02/28/2024		0	0	(4)	0	0	0	(4)	0	332	332	0	0
OV3560379	SAN ANTONIO	TX		02/28/2024		0	0	(6)	0	0	0	(6)	0	842	842	0	0
OV3519078	CAMBRIA HEIGHTS	NY		02/28/2024		0	0	(17)	0	0	0	(17)	0	1,193	1,193	0	0
OV3559293	SAN ANTONIO	TX		02/28/2024		0	0	(1)	0	0	0	(1)	0	544	544	0	0
OV3560655	OCALA	FL		02/28/2024		0	0	4	0	0	0	4	0	617	617	0	0
OV3495559	ELLIJAY	GA		02/28/2024		0	0	2	0	0	0	2	0	740	740	0	0
OV3559306	LOUISVILLE	KY		02/28/2024		0	0	(3)	0	0	0	(3)	0	334	334	0	0
OV3557160	ROCKPORT	MA		02/28/2024		0	0	(4)	0	0	0	(4)	0	645	645	0	0
OV3478459	COLUMBIA	MO		02/28/2024		0	0	9	0	0	0	9	0	565	565	0	0
OV3559497	WOODBIDGE	VA		02/28/2024		0	0	(12)	0	0	0	(12)	0	549	549	0	0
OV3520241	SUTTER CREEK	CA		02/28/2024		0	0	1	0	0	0	1	0	1,411	1,411	0	0
OV3556694	KISSIMEE	FL		02/28/2024		0	0	(11)	0	0	0	(11)	0	1,019	1,019	0	0
OV3493170	GRANBURY	TX		02/28/2024		0	0	4	0	0	0	4	0	742	742	0	0
OV3518712	SAN ANTONIO	TX		02/28/2024		0	0	(5)	0	0	0	(5)	0	392	392	0	0
OV3560015	VISALIA	CA		02/28/2024		0	0	(7)	0	0	0	(7)	0	466	466	0	0
OV3502759	CONVERSE	TX		02/28/2024		0	0	(2)	0	0	0	(2)	0	488	488	0	0
OV3561680	SAN DIEGO	CA		02/28/2024		0	0	2	0	0	0	2	0	1,430	1,430	0	0
OV3559308	PENSACOLA	FL		02/28/2024		0	0	(3)	0	0	0	(3)	0	762	762	0	0
OV3561140	LAWRENCEVILLE	GA		02/28/2024		0	0	(4)	0	0	0	(4)	0	422	422	0	0
OV3557853	CUMMING	GA		02/28/2024		0	0	(6)	0	0	0	(6)	0	1,100	1,100	0	0
OV3558586	ROCKMART	GA		02/28/2024		0	0	(9)	0	0	0	(9)	0	419	419	0	0
OV3518567	SARASOTA	FL		02/28/2024		0	0	(11)	0	0	0	(11)	0	752	752	0	0
OV3556708	HIGHLANDS RANCH	CO		02/28/2024		0	0	(8)	0	0	0	(8)	0	755	755	0	0
OV3498444	GLASGOW	KY		02/28/2024		0	0	(2)	0	0	0	(2)	0	841	841	0	0
OV3519922	HIGHLAND	IL		02/28/2024		0	0	(115)	0	0	0	(115)	0	7,293	7,293	0	0
OV3519256	PIGEON FORGE	TN		02/28/2024		0	0	(6)	0	0	0	(6)	0	1,202	1,202	0	0

E02.206

STATEMENT AS OF JUNE 30, 2024 OF THE Reliance Standard Life Insurance Company

SCHEDULE B - PART 3

Showing All Mortgage Loans DISPOSED, Transferred or Repaid During the Current Quarter

1 Loan Number	2 Location		4 Loan Type	5 Date Acquired	6 Disposal Date	7 Book Value/ Recorded Investment Excluding Accrued Interest Prior Year	8 Change in Book Value/Recorded Investment					14 Book Value/ Recorded Investment Excluding Accrued Interest on Disposal	15 Consid- eration	16 Foreign Exchange Gain (Loss) on Disposal	17 Realized Gain (Loss) on Disposal	18 Total Gain (Loss) on Disposal	
	2 City	3 State					8 Unrealized Valuation Increase/ (Decrease)	9 Current Year's (Amortization) /Accretion	10 Current Year's Other- Than- Temporary Impairment Recognized	11 Capitalized Deferred Interest and Other	12 Total Change in Book Value (8+9-10+11)						13 Total Foreign Exchange Change in Book Value
OV358587	JACKSONVILLE	FL		02/28/2024		0	0	(9)	0	0	0	(9)	0	651	651	0	0
OV3560903	SAINT PETERSBURG	FL		02/28/2024		0	0	11	0	0	0	11	0	501	501	0	0
OV3562587	HOUSTON	TX		02/28/2024		0	0	(1)	0	0	0	(1)	0	429	429	0	0
OV3564275	DAVIE	FL		02/28/2024		0	0	(2)	0	0	0	(2)	0	409	409	0	0
OV3473565	PASS CHRISTIAN	MS		02/28/2024		0	0	8	0	0	0	8	0	705	705	0	0
OV3557149	WELLINGTON	CO		02/28/2024		0	0	(4)	0	0	0	(4)	0	817	817	0	0
OV3478458	ACWORTH	GA		02/28/2024		0	0	(3)	0	0	0	(3)	0	583	583	0	0
OV3517949	HAWLEY	PA		02/28/2024		0	0	(8)	0	0	0	(8)	0	391	391	0	0
OV3520237	SHEFFIELD	AL		02/28/2024		0	0	(8)	0	0	0	(8)	0	846	846	0	0
OV3561149	FRESNO	CA		02/28/2024		0	0	(5)	0	0	0	(5)	0	773	773	0	0
OV3564280	SPRING	TX		02/28/2024		0	0	(8)	0	0	0	(8)	0	336	336	0	0
OV3491306	FORT MOHAVE	AZ		02/28/2024		0	0	3	0	0	0	3	0	514	514	0	0
OV3561141	PRINEVILLE	OR		02/28/2024		0	0	(8)	0	0	0	(8)	0	572	572	0	0
OV3519742	SAN ANTONIO	TX		02/28/2024		0	0	(7)	0	0	0	(7)	0	478	478	0	0
OV3473075	GROVELAND	CA		02/28/2024		0	0	53	0	0	0	53	0	2,094	2,094	0	0
OV3560382	HOUSTON	TX		02/28/2024		0	0	(11)	0	0	0	(11)	0	705	705	0	0
OV3558150	KISSIMMEE	FL		02/28/2024		0	0	(1)	0	0	0	(1)	0	602	602	0	0
OV3354295	WARDENSVILLE	WV		02/28/2024		0	0	39	0	0	0	39	0	1,021	1,021	0	0
OV3518913	PANAMA CITY BEACH	FL		02/28/2024		0	0	(12)	0	0	0	(12)	0	607	607	0	0
OV3476032	TANEYTOWN	MD		02/28/2024		0	0	(4)	0	0	0	(4)	0	399	399	0	0
OV3519914	APEX	NC		02/28/2024		0	0	0	0	0	0	0	0	688	688	0	0
OV3560657	CORINTH	TX		02/28/2024		0	0	(11)	0	0	0	(11)	0	1,813	1,813	0	0
OV3563981	KATY	TX		02/28/2024		0	0	(2)	0	0	0	(2)	0	613	613	0	0
OV3481559	SANDPOINT	ID		02/28/2024		0	0	4	0	0	0	4	0	788	788	0	0
OV3562588	LABELLE	FL		02/28/2024		0	0	(8)	0	0	0	(8)	0	760	760	0	0
OV3557367	CHEYENNE	WY		02/28/2024		0	0	(12)	0	0	0	(12)	0	686	686	0	0
OV3562593	DALLAS	TX		02/28/2024		0	0	(1)	0	0	0	(1)	0	565	565	0	0
OV3559500	WEST JEFFERSON	NC		02/28/2024		0	0	(11)	0	0	0	(11)	0	903	903	0	0
OV3520083	KISSIMMEE	FL		02/28/2024		0	0	(12)	0	0	0	(12)	0	699	699	0	0
OV3486960	REX	GA		02/28/2024		0	0	4	0	0	0	4	0	402	402	0	0
OV3558793	WARRENSBURG	MO		02/28/2024		0	0	(8)	0	0	0	(8)	0	760	760	0	0
OV3559299	NAPLES	FL		02/28/2024		0	0	(4)	0	0	0	(4)	0	531	531	0	0
OV3557576	NOKOMIS	FL		02/28/2024		0	0	(4)	0	0	0	(4)	0	636	636	0	0
OV3482064	THE COLONY	TX		02/28/2024		0	0	(1)	0	0	0	(1)	0	5,513	5,513	0	0
OV3557581	HAINES CITY	FL		02/28/2024		0	0	(5)	0	0	0	(5)	0	617	617	0	0
OV3558361	FAYETTEVILLE	TN		02/28/2024		0	0	(6)	0	0	0	(6)	0	469	469	0	0
OV3463176	BELLAIRE	MI		02/28/2024		0	0	19	0	0	0	19	0	3,339	3,339	0	0
OV3490669	LAS VEGAS	NV		02/28/2024		0	0	7	0	0	0	7	0	618	618	0	0
OV3518914	COROLLA	NC		02/28/2024		0	0	(2)	0	0	0	(2)	0	1,700	1,700	0	0
OV3519254	BALTIMORE	MD		02/28/2024		0	0	(7)	0	0	0	(7)	0	569	569	0	0
OV3563980	NORTH RICHLAND HILLS	TX		02/28/2024		0	0	(1,358)	0	0	0	(1,358)	0	88,280	88,280	0	0
OV3558584	POINCIANA	FL		02/28/2024		0	0	(10)	0	0	0	(10)	0	10,682	10,682	0	0
OV3560905	SAINT PETERSBURG	FL		02/28/2024		0	0	(9)	0	0	0	(9)	0	629	629	0	0
OV3561905	BRADENTON	FL		02/28/2024		0	0	(6)	0	0	0	(6)	0	824	824	0	0
OV3561910	SARASOTA	FL		02/28/2024		0	0	(2)	0	0	0	(2)	0	529	529	0	0
OV3559496	POMPANO BEACH	FL		02/28/2024		0	0	(3)	0	0	0	(3)	0	743	743	0	0
OV3483688	SODA SPRINGS	CA		02/28/2024		0	0	15	0	0	0	15	0	1,562	1,562	0	0
OV3494331	ELLI L JAY	GA		02/28/2024		0	0	(1)	0	0	0	(1)	0	932	932	0	0
OV3557366	FORT MYERS	FL		02/28/2024		0	0	(27)	0	0	0	(27)	0	1,200	1,200	0	0
OV3562589	ALLENTOWN	PA		02/28/2024		0	0	(5)	0	0	0	(5)	0	290	290	0	0
OV3463595	PRIEST RIVER	ID		02/28/2024		0	0	17	0	0	0	17	0	603	603	0	0

E02.207

STATEMENT AS OF JUNE 30, 2024 OF THE Reliance Standard Life Insurance Company

SCHEDULE B - PART 3

Showing All Mortgage Loans DISPOSED, Transferred or Repaid During the Current Quarter

1 Loan Number	2 Location		4 Loan Type	5 Date Acquired	6 Disposal Date	7 Book Value/ Recorded Investment Excluding Accrued Interest Prior Year	8 Change in Book Value/Recorded Investment					14 Book Value/ Recorded Investment Excluding Accrued Interest on Disposal	15 Consid- eration	16 Foreign Exchange Gain (Loss) on Disposal	17 Realized Gain (Loss) on Disposal	18 Total Gain (Loss) on Disposal	
	2 City	3 State					8 Unrealized Valuation Increase/ (Decrease)	9 Current Year's (Amortization) /Accretion	10 Current Year's Other- Than- Temporary Impairment Recognized	11 Capitalized Deferred Interest and Other	12 Total Change in Book Value (8+9-10+11)						13 Total Foreign Exchange Change in Book Value
OV3558152	DES MOINES	IA		02/28/2024		0	0	(4)	0	0	0	(4)	0	329	329	0	0
OV3558789	KISSIMMEE	FL		02/28/2024		0	0	(7)	0	0	0	(7)	0	600	600	0	0
OV3326010	SAINT CLOUD	FL		02/28/2024		0	0	54	0	0	0	54	0	855	855	0	0
OV3559789	CANYON LAKE	TX		02/28/2024		0	0	(2)	0	0	0	(2)	0	287	287	0	0
OV3564817	MARIETTA	GA		02/28/2024		0	0	(11)	0	0	0	(11)	0	767	767	0	0
OV3559310	SOUTH LAKE TAHOE	CA		02/28/2024		0	0	(16)	0	0	0	(16)	0	1,391	1,391	0	0
OV3556701	WELLINGTON	FL		02/28/2024		0	0	(8)	0	0	0	(8)	0	413	413	0	0
OV3560007	RUNNING SPRINGS	CA		02/28/2024		0	0	(12)	0	0	0	(12)	0	681	681	0	0
OV3559305	MINT HILL	NC		02/28/2024		0	0	(8)	0	0	0	(8)	0	549	549	0	0
OV3472200	MADERA	CA		02/28/2024		0	0	38	0	0	0	38	0	3,930	3,930	0	0
OV3518124	PROSSER	WA		02/28/2024		0	0	(11)	0	0	0	(11)	0	712	712	0	0
OV3498944	NEW ORLEANS	LA		02/28/2024		0	0	(1)	0	0	0	(1)	0	685	685	0	0
OV3557356	JACKSONVILLE	FL		02/28/2024		0	0	(4)	0	0	0	(4)	0	355	355	0	0
OV3503010	WESTERVILLE	OH		02/28/2024		0	0	7	0	0	0	7	0	385	385	0	0
OV3562340	CELINA	TX		02/28/2024		0	0	(9)	0	0	0	(9)	0	636	636	0	0
OV3504527	ELLIJAY	GA		02/28/2024		0	0	(9)	0	0	0	(9)	0	1,282	1,282	0	0
OV3478460	LAKE ARROWHEAD	CA		02/28/2024		0	0	12	0	0	0	12	0	1,523	1,523	0	0
OV3489924	MESQUITE	TX		02/28/2024		0	0	1	0	0	0	1	0	482	482	0	0
OV3557361	CENTRAL	SC		02/28/2024		0	0	(8)	0	0	0	(8)	0	595	595	0	0
OV3492454	BIG SKY	MT		02/28/2024		0	0	12	0	0	0	12	0	877	877	0	0
OV3518841	WEST HARTFORD	CT		02/28/2024		0	0	(5)	0	0	0	(5)	0	369	369	0	0
OV3558366	SPAVINAW	OK		02/28/2024		0	0	(10)	0	0	0	(10)	0	1,056	1,056	0	0
OV3563978	BOWLING GREEN	KY		02/28/2024		0	0	(7)	0	0	0	(7)	0	430	430	0	0
OV3557165	DELAND	FL		02/28/2024		0	0	(2)	0	0	0	(2)	0	327	327	0	0
OV3468429	LAWRENCE	KS		02/28/2024		0	0	13	0	0	0	13	0	594	594	0	0
OV3479745	LINCOLN	ME		02/28/2024		0	0	6	0	0	0	6	0	1,134	1,134	0	0
OV3560906	WESTPORT	WA		02/28/2024		0	0	(8)	0	0	0	(8)	0	514	514	0	0
OV3561678	FLOWERY BRANCH	GA		02/28/2024		0	0	(7)	0	0	0	(7)	0	521	521	0	0
OV3500817	MILFORD	DE		02/28/2024		0	0	(1)	0	0	0	(1)	0	521	521	0	0
OV3476029	PEACHTREE CTY	GA		02/28/2024		0	0	(9)	0	0	0	(9)	0	1,148	1,148	0	0
OV3461036	FREDERICK	MD		02/28/2024		0	0	53	0	0	0	53	0	917	917	0	0
OV3561143	COLUMBUS	OH		02/28/2024		0	0	(27)	0	0	0	(27)	0	1,738	1,738	0	0
OV3495555	BRISTOL	PA		02/28/2024		0	0	4	0	0	0	4	0	513	513	0	0
OV3561912	VISALIA	CA		02/28/2024		0	0	(8)	0	0	0	(8)	0	391	391	0	0
OV3556699	CLARK	WY		02/28/2024		0	0	(2)	0	0	0	(2)	0	635	635	0	0
OV3495085	CITY OF WESTLAKE	FL		02/28/2024		0	0	0	0	0	0	0	0	1,554	1,554	0	0
OV3558367	MINERAL	VA		02/28/2024		0	0	(8)	0	0	0	(8)	0	663	663	0	0
OV3559302	ELLIJAY	GA		02/28/2024		0	0	(3)	0	0	0	(3)	0	661	661	0	0
OV3558791	PORT SAINT LUCIE	FL		02/28/2024		0	0	(19)	0	0	0	(19)	0	983	983	0	0
OV3558157	BLUE RIDGE	GA		02/28/2024		0	0	(15)	0	0	0	(15)	0	1,178	1,178	0	0
OV3560006	HOUSTON	TX		02/28/2024		0	0	23	0	0	0	23	0	12,825	12,825	0	0
OV3481557	STACY	NC		02/28/2024		0	0	(3)	0	0	0	(3)	0	445	445	0	0
OV3488384	LAKE ARIEL	PA		02/28/2024		0	0	1	0	0	0	1	0	416	416	0	0
OV3485714	PARKSVILLE	NY		02/28/2024		0	0	2	0	0	0	2	0	962	962	0	0
OV3518125	COUNCE	TN		02/28/2024		0	0	(6)	0	0	0	(6)	0	365	365	0	0
OV3557164	RUIDOSO	NM		02/28/2024		0	0	(5)	0	0	0	(5)	0	428	428	0	0
OV3562597	HOUSTON	TX		02/28/2024		0	0	(3)	0	0	0	(3)	0	417	417	0	0
OV3557159	CORDOVA	TN		02/28/2024		0	0	(4)	0	0	0	(4)	0	516	516	0	0
OV3327077	AURORA	CO		02/28/2024		0	0	82	0	0	0	82	0	955	955	0	0
OV3561144	WESLEY CHAPEL	FL		02/28/2024		0	0	2	0	0	0	2	0	586	586	0	0
OV3557578	DAVENPORT	FL		02/28/2024		0	0	(15)	0	0	0	(15)	0	951	951	0	0

E02.208

STATEMENT AS OF JUNE 30, 2024 OF THE Reliance Standard Life Insurance Company

SCHEDULE B - PART 3

Showing All Mortgage Loans DISPOSED, Transferred or Repaid During the Current Quarter

1 Loan Number	2 Location		4 Loan Type	5 Date Acquired	6 Disposal Date	7 Book Value/ Recorded Investment Excluding Accrued Interest Prior Year	8 Change in Book Value/Recorded Investment						14 Book Value/ Recorded Investment Excluding Accrued Interest on Disposal	15 Consid- eration	16 Foreign Exchange Gain (Loss) on Disposal	17 Realized Gain (Loss) on Disposal	18 Total Gain (Loss) on Disposal
	2 City	3 State					8 Unrealized Valuation Increase/ (Decrease)	9 Current Year's (Amortization) /Accretion	10 Current Year's Other- Than- Temporary Impairment Recognized	11 Capitalized Deferred Interest and Other	12 Total Change in Book Value (8+9-10+11)	13 Total Foreign Exchange Change in Book Value					
0V3490346	WACO	TX		02/28/2024		0	0	12	0	0	0	12	0	612	612	0	0
0V3557150	KISSIMMEE	FL		02/28/2024		0	0	(14)	0	0	0	(14)	0	941	941	0	0
0V3559298	LAS VEGAS	NV		02/28/2024		0	0	(33)	0	0	0	(33)	0	2,708	2,708	0	0
0V3504321	MELBOURNE	FL		02/28/2024		0	0	(10)	0	0	0	(10)	0	1,035	1,035	0	0
0V3495091	KATY	TX		02/28/2024		0	0	177	0	0	0	177	0	18,396	18,396	0	0
0V3480123	PHILADELPHIA	PA		02/28/2024		0	0	4	0	0	0	4	0	666	666	0	0
0V3557857	LARGO	FL		02/28/2024		0	0	(15)	0	0	0	(15)	0	764	764	0	0
0V3558792	GREEN BAY	WI		02/28/2024		0	0	(2)	0	0	0	(2)	0	397	397	0	0
0V3561145	PUNTA GORDA	FL		02/28/2024		0	0	(1)	0	0	0	(1)	0	457	457	0	0
0V3504125	PORT SAINT LUCIE	FL		02/28/2024		0	0	(6)	0	0	0	(6)	0	414	414	0	0
0V3559787	CUTLER BAY	FL		02/28/2024		0	0	0	0	0	0	0	0	566	566	0	0
0V3561913	NORTH TOPSAIL BEACH	NC		02/28/2024		0	0	(4)	0	0	0	(4)	0	1,149	1,149	0	0
0V3560005	WALLA WALLA	WA		02/28/2024		0	0	0	0	0	0	0	0	590	590	0	0
0V3488905	LIVINGSTON	TX		02/28/2024		0	0	12	0	0	0	12	0	1,638	1,638	0	0
0V3481188	TOBYHANNA	PA		02/28/2024		0	0	(3)	0	0	0	(3)	0	696	696	0	0
231257080	SAN DIEGO	CA		02/15/2024		0	0	(117)	0	0	0	(117)	0	2,732	2,732	0	0
240165639	LILLINGTON	NC		02/28/2024		0	0	(12)	0	0	0	(12)	0	338	338	0	0
023120257	MOUNT VERNON	IL		02/23/2024		0	0	(2)	0	0	0	(2)	0	105	105	0	0
024010162	WEST PALM BEACH	FL		02/23/2024		0	0	(18)	0	0	0	(18)	0	846	846	0	0
240269522	MIAMI	FL		02/28/2024		0	0	(8)	0	0	0	(8)	0	223	223	0	0
240163162	MORROW	OH		02/15/2024		0	0	(25)	0	0	0	(25)	0	575	575	0	0
024010297	LA MESA	CA		02/23/2024		0	0	(11)	0	0	0	(11)	0	527	527	0	0
231258344	PHILADELPHIA	PA		02/01/2024		0	0	(8)	0	0	0	(8)	0	230	230	0	0
231259557	CONYERS	GA		02/15/2024		0	0	(14)	0	0	0	(14)	0	320	320	0	0
231260340	BALTIMORE	MD		02/01/2024		0	0	(10)	0	0	0	(10)	0	305	305	0	0
EL3477774	REX	GA		02/23/2024		0	0	(6)	0	0	0	(6)	0	264	264	0	0
024010017	LAS VEGAS	NV		02/23/2024		0	0	(4)	0	0	0	(4)	0	199	199	0	0
240270124	LEWISVILLE	TX		02/28/2024		0	0	(20)	0	0	0	(20)	0	584	584	0	0
240165829	GASTONIA	NC		02/28/2024		0	0	(11)	0	0	0	(11)	0	311	311	0	0
241026100	PORT ST JOE	FL		02/23/2024		0	0	(15)	0	0	0	(15)	0	408	408	0	0
240270827	LIVONIA	MI		02/28/2024		0	0	(11)	0	0	0	(11)	0	307	307	0	0
240165076	PALM BAY	FL		02/28/2024		0	0	(5)	0	0	0	(5)	0	146	146	0	0
240270074	MIRAMAR BEACH	FL		02/28/2024		0	0	(26)	0	0	0	(26)	0	780	780	0	0
231258021	HOUSTON	TX		02/01/2024		0	0	(8)	0	0	0	(8)	0	226	226	0	0
231154782	MAYER	AZ		02/15/2024		0	0	(10)	0	0	0	(10)	0	224	224	0	0
241026146	PALOS HILLS	IL		02/29/2024		0	0	(4)	0	0	0	(4)	0	108	108	0	0
241026388	MADISON	WI		02/29/2024		0	0	(23)	0	0	0	(23)	0	641	641	0	0
023120420	BAKERSFIELD	CA		02/23/2024		0	0	(3)	0	0	0	(3)	0	133	133	0	0
241026318	SMOKE RISE	GA		02/29/2024		0	0	(21)	0	0	0	(21)	0	568	568	0	0
241025984	BEDFORD	TX		02/23/2024		0	0	(71)	0	0	0	(71)	0	1,811	1,811	0	0
231153628	SPARTA	NJ		02/01/2024		0	0	(89)	0	0	0	(89)	0	2,897	2,897	0	0
240168930	COCONUT CREEK	FL		02/28/2024		0	0	(45)	0	0	0	(45)	0	1,241	1,241	0	0
241026323	CINCINNATI	OH		02/29/2024		0	0	(28)	0	0	0	(28)	0	765	765	0	0
231025661	RICHMOND	TX		02/23/2024		0	0	(13)	0	0	0	(13)	0	347	347	0	0
240161638	LOS ANGELES	CA		02/01/2024		0	0	(72)	0	0	0	(72)	0	2,371	2,371	0	0
240162321	PITMAN	NJ		02/08/2024		0	0	(12)	0	0	0	(12)	0	328	328	0	0
240167676	CANYON LAKE	TX		02/22/2024		0	0	(9)	0	0	0	(9)	0	231	231	0	0
023120149	POWDER SPRINGS	GA		02/29/2024		0	0	(4)	0	0	0	(4)	0	159	159	0	0
240163535	EL PASO	TX		02/22/2024		0	0	(15)	0	0	0	(15)	0	389	389	0	0
241026127	CHICAGO	IL		02/29/2024		0	0	(17)	0	0	0	(17)	0	483	483	0	0
231257452	DENVER	CO		02/01/2024		0	0	(59)	0	0	0	(59)	0	1,926	1,926	0	0

E02.209

STATEMENT AS OF JUNE 30, 2024 OF THE Reliance Standard Life Insurance Company

SCHEDULE B - PART 3

Showing All Mortgage Loans DISPOSED, Transferred or Repaid During the Current Quarter

1 Loan Number	2 Location		4 Loan Type	5 Date Acquired	6 Disposal Date	7 Book Value/ Recorded Investment Excluding Accrued Interest Prior Year	8 Change in Book Value/Recorded Investment						14 Book Value/ Recorded Investment Excluding Accrued Interest on Disposal	15 Consid- eration	16 Foreign Exchange Gain (Loss) on Disposal	17 Realized Gain (Loss) on Disposal	18 Total Gain (Loss) on Disposal
	2 City	3 State					8 Unrealized Valuation Increase/ (Decrease)	9 Current Year's (Amortization) /Accretion	10 Current Year's Other- Than- Temporary Impairment Recognized	11 Capitalized Deferred Interest and Other	12 Total Change in Book Value (8+9-10+11)	13 Total Foreign Exchange Change in Book Value					
240165951	CHARLOTTE	NC		02/28/2024		0	0	(7)	0	0	0	(7)	0	186	186	0	0
231025566	FORT WALTON BEACH	FL		02/23/2024		0	0	(30)	0	0	0	(30)	0	814	814	0	0
241026253	MELBOURNE BEACH	FL		02/29/2024		0	0	(13,087)	0	0	0	(13,087)	0	364,861	364,861	0	0
240269092	DETROIT	MI		02/28/2024		0	0	(7)	0	0	0	(7)	0	195	195	0	0
240164186	LAHAINA	HI		02/22/2024		0	0	(22)	0	0	0	(22)	0	633	633	0	0
240165399	RIVERDALE	GA		02/28/2024		0	0	(8)	0	0	0	(8)	0	225	225	0	0
240166652	LOS ANGELES	CA		02/22/2024		0	0	(35)	0	0	0	(35)	0	1,012	1,012	0	0
231257593	GATLINBURG	TN		02/01/2024		0	0	(28)	0	0	0	(28)	0	900	900	0	0
023120256	CARBONDALE	IL		02/23/2024		0	0	(3)	0	0	0	(3)	0	127	127	0	0
023120382	PANAMA CITY BEACH	FL		02/23/2024		0	0	(10)	0	0	0	(10)	0	469	469	0	0
023120312	CALABASAS	CA		02/23/2024		0	0	(25)	0	0	0	(25)	0	1,165	1,165	0	0
240167999	DECATUR	GA		02/15/2024		0	0	(4,626)	0	0	0	(4,626)	0	106,803	106,803	0	0
240167346	MIAMI	FL		02/28/2024		0	0	(18)	0	0	0	(18)	0	557	557	0	0
240163857	OLYPHANT	PA		02/28/2024		0	0	(6)	0	0	0	(6)	0	158	158	0	0
241026019	LAS VEGAS	NV		02/29/2024		0	0	(92)	0	0	0	(92)	0	2,468	2,468	0	0
241025978	SANDY SPRINGS	GA		02/23/2024		0	0	(57)	0	0	0	(57)	0	1,602	1,602	0	0
241026145	COEUR D'ALENE	ID		02/23/2024		0	0	(28)	0	0	0	(28)	0	785	785	0	0
241026201	HASTINGS	MI		02/23/2024		0	0	(10)	0	0	0	(10)	0	261	261	0	0
240165118	INDIANAPOLIS	IN		02/28/2024		0	0	(6)	0	0	0	(6)	0	151	151	0	0
240163345	GALVESTON	TX		02/22/2024		0	0	(10)	0	0	0	(10)	0	278	278	0	0
240164558	KISSIMEE	FL		02/22/2024		0	0	(95)	0	0	0	(95)	0	2,632	2,632	0	0
240164541	HOT SPRINGS NATIONAL PARK	AR		02/22/2024		0	0	(12)	0	0	0	(12)	0	334	334	0	0
241026010	DALLAS	TX		02/23/2024		0	0	(12)	0	0	0	(12)	0	320	320	0	0
241026252	POWAY	CA		02/29/2024		0	0	(99)	0	0	0	(99)	0	3,601	3,601	0	0
241026419	TUALATIN	OR		02/29/2024		0	0	(15)	0	0	0	(15)	0	514	514	0	0
241026545	MOREHEAD CITY	NC		02/29/2024		0	0	(18)	0	0	0	(18)	0	634	634	0	0
231259938	CHICAGO	IL		02/01/2024		0	0	(18)	0	0	0	(18)	0	510	510	0	0
231259888	CHICAGO	IL		02/01/2024		0	0	(8)	0	0	0	(8)	0	242	242	0	0
240165894	CLARKSVILLE	TN		02/28/2024		0	0	(6)	0	0	0	(6)	0	170	170	0	0
241025945	ELIZABETH CITY	NC		02/23/2024		0	0	(2)	0	0	0	(2)	0	50	50	0	0
231155466	OLD TOWN	ME		02/01/2024		0	0	(13)	0	0	0	(13)	0	374	374	0	0
231258351	COLUMBUS	OH		02/01/2024		0	0	(17)	0	0	0	(17)	0	517	517	0	0
231153693	DUNWOODY	GA		02/01/2024		0	0	(16)	0	0	0	(16)	0	508	508	0	0
240167908	OAKLAND	CA		02/15/2024		0	0	(19)	0	0	0	(19)	0	421	421	0	0
231025844	EAST HELENA	MT		02/29/2024		0	0	(11)	0	0	0	(11)	0	314	314	0	0
231259763	HAMPSTEAD	MD		02/01/2024		0	0	(24)	0	0	0	(24)	0	779	779	0	0
241026554	GILBERT	AZ		02/29/2024		0	0	(19)	0	0	0	(19)	0	681	681	0	0
240168120	JUPITER	FL		02/28/2024		0	0	(21)	0	0	0	(21)	0	616	616	0	0
241026433	DESTIN	FL		02/29/2024		0	0	(10)	0	0	0	(10)	0	333	333	0	0
240162677	BONITA SPRINGS	FL		02/28/2024		0	0	(26)	0	0	0	(26)	0	768	768	0	0
240167619	CHICAGO	IL		02/28/2024		0	0	(16)	0	0	0	(16)	0	469	469	0	0
023100115	SACRAMENTO	CA		02/23/2024		0	0	(5)	0	0	0	(5)	0	220	220	0	0
240166405	ATLANTA	GA		02/28/2024		0	0	(12)	0	0	0	(12)	0	346	346	0	0
241026121	SUNNY ISLES BEACH	FL		02/29/2024		0	0	(117)	0	0	0	(117)	0	3,356	3,356	0	0
231259953	GRANBURY	TX		02/08/2024		0	0	(36)	0	0	0	(36)	0	1,049	1,049	0	0
231260415	ROME	GA		02/08/2024		0	0	(7)	0	0	0	(7)	0	189	189	0	0
241026344	ALLEN	TX		02/29/2024		0	0	(12)	0	0	0	(12)	0	401	401	0	0
240162404	ALBUQUERQUE	NM		02/28/2024		0	0	(32)	0	0	0	(32)	0	959	959	0	0
231257486	JAMESTOWN	NC		02/01/2024		0	0	(15)	0	0	0	(15)	0	464	464	0	0
241026027	SAN DIEGO	CA		02/23/2024		0	0	(4,607)	0	0	0	(4,607)	0	127,267	127,267	0	0
240162347	OWINGS MILLS	MD		02/22/2024		0	0	(17)	0	0	0	(17)	0	461	461	0	0

E02.210

STATEMENT AS OF JUNE 30, 2024 OF THE Reliance Standard Life Insurance Company

SCHEDULE B - PART 3

Showing All Mortgage Loans DISPOSED, Transferred or Repaid During the Current Quarter

1 Loan Number	2 Location		4 Loan Type	5 Date Acquired	6 Disposal Date	7 Book Value/ Recorded Investment Excluding Accrued Interest Prior Year	8 Change in Book Value/Recorded Investment						14 Book Value/ Recorded Investment Excluding Accrued Interest on Disposal	15 Consid- eration	16 Foreign Exchange Gain (Loss) on Disposal	17 Realized Gain (Loss) on Disposal	18 Total Gain (Loss) on Disposal
	2 City	3 State					8 Unrealized Valuation Increase/ (Decrease)	9 Current Year's (Amortization) /Accretion	10 Current Year's Other- Than- Temporary Impairment Recognized	11 Capitalized Deferred Interest and Other	12 Total Change in Book Value (8+9-10+11)	13 Total Foreign Exchange Change in Book Value					
231259383	CORONA	CA		02/01/2024		0	0	(31)	0	0	0	(31)	0	1,013	1,013	0	0
023120389	SAN DIEGO	CA		02/23/2024		0	0	(9)	0	0	0	(9)	0	402	402	0	0
241026325	PRESOTT VALLEY	AZ		02/29/2024		0	0	(7,051)	0	0	0	(7,051)	0	245,608	245,608	0	0
240167932	OAKLAND	CA		02/15/2024		0	0	(16)	0	0	0	(16)	0	363	363	0	0
240166025	ECORSE	MI		02/15/2024		0	0	(7)	0	0	0	(7)	0	154	154	0	0
231155268	EGG HARBOR CITY	NJ		02/01/2024		0	0	(11)	0	0	0	(11)	0	333	333	0	0
241026129	PANAMA CITY BEACH	FL		02/29/2024		0	0	(17)	0	0	0	(17)	0	445	445	0	0
240163741	ALBERTVILLE	AL		02/15/2024		0	0	(19)	0	0	0	(19)	0	420	420	0	0
023120254	MARION	IL		02/23/2024		0	0	(3)	0	0	0	(3)	0	163	163	0	0
240161976	KENOSHA	WI		02/08/2024		0	0	(8)	0	0	0	(8)	0	218	218	0	0
023120128	VASHON	WA		02/23/2024		0	0	(4)	0	0	0	(4)	0	201	201	0	0
231260035	CLEVELAND	OH		02/15/2024		0	0	(7)	0	0	0	(7)	0	155	155	0	0
240165001	KNOXVILLE	TN		02/28/2024		0	0	(11)	0	0	0	(11)	0	303	303	0	0
241026306	PARK CITY	UT		02/29/2024		0	0	(14)	0	0	0	(14)	0	378	378	0	0
231256843	DANBURY	CT		02/01/2024		0	0	(11)	0	0	0	(11)	0	355	355	0	0
241026115	LAS VEGAS	NV		02/23/2024		0	0	(38)	0	0	0	(38)	0	1,043	1,043	0	0
241026064	CULVER CITY	CA		02/29/2024		0	0	(20)	0	0	0	(20)	0	555	555	0	0
023120361	CHATTANOOGA	TN		02/23/2024		0	0	(2)	0	0	0	(2)	0	84	84	0	0
241026236	MYRTLE BEACH	SC		02/23/2024		0	0	(10)	0	0	0	(10)	0	250	250	0	0
231259318	CHICAGO	IL		02/01/2024		0	0	(5)	0	0	0	(5)	0	169	169	0	0
023120407	WAXAHACHIE	TX		02/23/2024		0	0	(14)	0	0	0	(14)	0	661	661	0	0
240167551	TEMECULA	CA		02/22/2024		0	0	(26)	0	0	0	(26)	0	739	739	0	0
240165134	STAMFORD	CT		02/28/2024		0	0	(9)	0	0	0	(9)	0	259	259	0	0
240163410	JERSEY CITY	NJ		02/08/2024		0	0	(20)	0	0	0	(20)	0	620	620	0	0
241026287	ARLINGTON	TX		02/29/2024		0	0	(10)	0	0	0	(10)	0	268	268	0	0
231260613	WARWICK	NY		02/22/2024		0	0	(28)	0	0	0	(28)	0	780	780	0	0
023120100	MARIETTA	PA		02/23/2024		0	0	(7)	0	0	0	(7)	0	331	331	0	0
023120216	DAYTONA BEACH SHORES	FL		02/23/2024		0	0	(6)	0	0	0	(6)	0	280	280	0	0
231046087	GULF SHORES	AL		02/22/2024		0	0	(95)	0	0	0	(95)	0	2,760	2,760	0	0
240164061	OAK LAWN	IL		02/15/2024		0	0	(10)	0	0	0	(10)	0	231	231	0	0
240164111	TAMPA	FL		02/28/2024		0	0	(73)	0	0	0	(73)	0	2,197	2,197	0	0
240166470	AVON	CT		02/28/2024		0	0	(14)	0	0	0	(14)	0	398	398	0	0
023120267	LANSING	IL		02/29/2024		0	0	(2)	0	0	0	(2)	0	71	71	0	0
231257023	RIVERSIDE	CA		02/01/2024		0	0	(19)	0	0	0	(19)	0	595	595	0	0
241026450	TAMPA	FL		02/29/2024		0	0	(70)	0	0	0	(70)	0	2,011	2,011	0	0
241026324	BOCA RATON	FL		02/29/2024		0	0	(20)	0	0	0	(20)	0	564	564	0	0
231260183	LANSING	MI		02/28/2024		0	0	(4)	0	0	0	(4)	0	111	111	0	0
240165506	STAMFORD	CT		02/28/2024		0	0	(8)	0	0	0	(8)	0	233	233	0	0
231025846	JACKSONVILLE	FL		02/23/2024		0	0	(18)	0	0	0	(18)	0	486	486	0	0
241026063	IVINS	UT		02/29/2024		0	0	(26)	0	0	0	(26)	0	705	705	0	0
240168575	KISSIMEE	FL		02/28/2024		0	0	(11)	0	0	0	(11)	0	325	325	0	0
231259631	CEDAR KEY	FL		02/22/2024		0	0	(22)	0	0	0	(22)	0	618	618	0	0
240166157	MIAMI BEACH	FL		02/28/2024		0	0	(46)	0	0	0	(46)	0	1,381	1,381	0	0
231258427	HANFORD	CA		02/01/2024		0	0	(8)	0	0	0	(8)	0	247	247	0	0
231258377	COLUMBUS	OH		02/08/2024		0	0	(16)	0	0	0	(16)	0	480	480	0	0
241026091	NEW BERN	NC		02/29/2024		0	0	(14)	0	0	0	(14)	0	373	373	0	0
240165860	BALTIMORE	MD		02/28/2024		0	0	(11)	0	0	0	(11)	0	321	321	0	0
241026137	AZLE	TX		02/23/2024		0	0	(25)	0	0	0	(25)	0	689	689	0	0
241025937	HOUSTON	TX		02/23/2024		0	0	(9)	0	0	0	(9)	0	240	240	0	0
231025278	PALMETTO BAY	FL		02/23/2024		0	0	(47)	0	0	0	(47)	0	1,305	1,305	0	0
240166611	SOUTH LYON	MI		02/28/2024		0	0	(15)	0	0	0	(15)	0	432	432	0	0

E02.211

STATEMENT AS OF JUNE 30, 2024 OF THE Reliance Standard Life Insurance Company

SCHEDULE B - PART 3

Showing All Mortgage Loans DISPOSED, Transferred or Repaid During the Current Quarter

1 Loan Number	2 Location		4 Loan Type	5 Date Acquired	6 Disposal Date	7 Book Value/ Recorded Investment Excluding Accrued Interest Prior Year	8 Change in Book Value/Recorded Investment						14 Book Value/ Recorded Investment Excluding Accrued Interest on Disposal	15 Consid- eration	16 Foreign Exchange Gain (Loss) on Disposal	17 Realized Gain (Loss) on Disposal	18 Total Gain (Loss) on Disposal
	2 City	3 State					8 Unrealized Valuation Increase/ (Decrease)	9 Current Year's (Amortization) /Accretion	10 Current Year's Other- Than- Temporary Impairment Recognized	11 Capitalized Deferred Interest and Other	12 Total Change in Book Value (8+9-10+11)	13 Total Foreign Exchange Change in Book Value					
023120159	TOBYHANNA	PA		02/29/2024		0	0	(7)	0	0	0	(7)	0	324	324	0	0
241025891	HAYERHILL	MA		02/29/2024		0	0	(13)	0	0	0	(13)	0	353	353	0	0
023120285	PINON HILLS	CA		02/23/2024		0	0	(7)	0	0	0	(7)	0	313	313	0	0
024010236	PIGEON FORGE	TN		02/29/2024		0	0	(8)	0	0	0	(8)	0	357	357	0	0
241026193	CINCINNATI	OH		02/23/2024		0	0	(12)	0	0	0	(12)	0	311	311	0	0
241026067	DAVIE	FL		02/29/2024		0	0	(55)	0	0	0	(55)	0	1,975	1,975	0	0
231256298	PHILADELPHIA	PA		02/01/2024		0	0	(8)	0	0	0	(8)	0	228	228	0	0
241026300	TAMARAC	FL		02/29/2024		0	0	(28)	0	0	0	(28)	0	797	797	0	0
023110245	HEBER CITY	UT		02/23/2024		0	0	(85)	0	0	0	(85)	0	4,030	4,030	0	0
240163121	HUNTINGTON BEACH	CA		02/08/2024		0	0	(59)	0	0	0	(59)	0	1,730	1,730	0	0
240165498	STAMFORD	CT		02/28/2024		0	0	(8)	0	0	0	(8)	0	213	213	0	0
024010171	NORTHBRIDGE	MA		02/29/2024		0	0	(6)	0	0	0	(6)	0	252	252	0	0
240164285	MIAMI BEACH	FL		02/28/2024		0	0	(28)	0	0	0	(28)	0	823	823	0	0
241026295	NORTH LAS VEGAS	NV		02/29/2024		0	0	(16)	0	0	0	(16)	0	559	559	0	0
240163816	CLEARWATER	FL		02/28/2024		0	0	(10)	0	0	0	(10)	0	303	303	0	0
241026053	GALENA	OH		02/23/2024		0	0	(17)	0	0	0	(17)	0	451	451	0	0
240166744	LOUISVILLE	KY		02/28/2024		0	0	(8)	0	0	0	(8)	0	211	211	0	0
240165480	SUGAR MOUNTAIN	NC		02/22/2024		0	0	(31)	0	0	0	(31)	0	869	869	0	0
241026346	IRVINE	CA		02/29/2024		0	0	(46)	0	0	0	(46)	0	1,656	1,656	0	0
231259649	UPPER DARBY	PA		02/01/2024		0	0	(5)	0	0	0	(5)	0	172	172	0	0
241025955	PIGSAH FOREST	NC		02/23/2024		0	0	(27)	0	0	0	(27)	0	739	739	0	0
240168005	ATLANTA	GA		02/28/2024		0	0	(15)	0	0	0	(15)	0	437	437	0	0
240165027	MADISON	WI		02/08/2024		0	0	(13)	0	0	0	(13)	0	376	376	0	0
231152828	BALTIMORE	MD		02/08/2024		0	0	(15)	0	0	0	(15)	0	482	482	0	0
240165720	LOS ANGELES	CA		02/28/2024		0	0	(73)	0	0	0	(73)	0	2,206	2,206	0	0
241026155	CALHAN	CO		02/23/2024		0	0	(38)	0	0	0	(38)	0	1,050	1,050	0	0
240270728	ABERDEEN	WA		02/28/2024		0	0	(10)	0	0	0	(10)	0	299	299	0	0
240166934	LAND O LAKES	FL		02/28/2024		0	0	(38)	0	0	0	(38)	0	1,139	1,139	0	0
231259789	LAFAYETTE	LA		02/01/2024		0	0	(9)	0	0	0	(9)	0	289	289	0	0
231258575	HOUSTON	TX		02/01/2024		0	0	(38)	0	0	0	(38)	0	1,225	1,225	0	0
231025652	ORO VALLEY	AZ		02/23/2024		0	0	(44)	0	0	0	(44)	0	1,218	1,218	0	0
240168849	PLANTATION	FL		02/22/2024		0	0	(12)	0	0	0	(12)	0	319	319	0	0
240164004	ROSEVILLE	MI		02/08/2024		0	0	(7)	0	0	0	(7)	0	193	193	0	0
023120410	LAKEWOOD	CO		02/23/2024		0	0	(13)	0	0	0	(13)	0	632	632	0	0
241026262	OCALA	FL		02/29/2024		0	0	(19)	0	0	0	(19)	0	625	625	0	0
241026429	CONROE	TX		02/29/2024		0	0	(17)	0	0	0	(17)	0	484	484	0	0
231048299	AURORA	CO		02/22/2024		0	0	(17)	0	0	0	(17)	0	485	485	0	0
240162925	PAWLEYS ISLAND	SC		02/22/2024		0	0	(29)	0	0	0	(29)	0	802	802	0	0
240162875	NEWARK	NJ		02/01/2024		0	0	(23)	0	0	0	(23)	0	727	727	0	0
231259284	PANAMA CITY	FL		02/22/2024		0	0	(21)	0	0	0	(21)	0	605	605	0	0
023110265	RAYNHAM	MA		02/23/2024		0	0	(6)	0	0	0	(6)	0	263	263	0	0
240165340	BAKERSFIELD	CA		02/22/2024		0	0	(13)	0	0	0	(13)	0	341	341	0	0
241026243	ELIZABETH	CO		02/23/2024		0	0	(20)	0	0	0	(20)	0	546	546	0	0
240164830	ROCHESTER	NY		02/28/2024		0	0	(6)	0	0	0	(6)	0	176	176	0	0
231046061	GULF SHORES	AL		02/22/2024		0	0	(95)	0	0	0	(95)	0	2,760	2,760	0	0
240167304	UNION CITY	GA		02/28/2024		0	0	(10)	0	0	0	(10)	0	276	276	0	0
240271577	TREVOSE	PA		02/28/2024		0	0	(13)	0	0	0	(13)	0	373	373	0	0
241025941	BULLHEAD CITY	AZ		02/23/2024		0	0	(9)	0	0	0	(9)	0	235	235	0	0
023120391	NAIPA	ID		02/23/2024		0	0	(10)	0	0	0	(10)	0	484	484	0	0
240166041	JAMIL	CA		02/22/2024		0	0	(24)	0	0	0	(24)	0	700	700	0	0
231256496	CHARLOTTE	NC		02/01/2024		0	0	(32)	0	0	0	(32)	0	995	995	0	0

E02.212

STATEMENT AS OF JUNE 30, 2024 OF THE Reliance Standard Life Insurance Company

SCHEDULE B - PART 3

Showing All Mortgage Loans DISPOSED, Transferred or Repaid During the Current Quarter

1 Loan Number	2 Location		4 Loan Type	5 Date Acquired	6 Disposal Date	7 Book Value/ Recorded Investment Excluding Accrued Interest Prior Year	8 Change in Book Value/Recorded Investment						14 Book Value/ Recorded Investment Excluding Accrued Interest on Disposal	15 Consid- eration	16 Foreign Exchange Gain (Loss) on Disposal	17 Realized Gain (Loss) on Disposal	18 Total Gain (Loss) on Disposal
	2 City	3 State					8 Unrealized Valuation Increase/ (Decrease)	9 Current Year's (Amortization) /Accretion	10 Current Year's Other- Than- Temporary Impairment Recognized	11 Capitalized Deferred Interest and Other	12 Total Change in Book Value (8+9-10+11)	13 Total Foreign Exchange Change in Book Value					
240161844	BURLINGTON	NC		02/28/2024		0	0	(8)	0	0	0	(8)	0	232	232	0	0
231256546	WILKES BARRE	PA		02/28/2024		0	0	(7)	0	0	0	(7)	0	201	201	0	0
241026345	PARK CITY	UT		02/29/2024		0	0	(17)	0	0	0	(17)	0	609	609	0	0
241026103	DETROIT	MI		02/29/2024		0	0	(4)	0	0	0	(4)	0	102	102	0	0
231257882	EL PASO	TX		02/08/2024		0	0	(21)	0	0	0	(21)	0	666	666	0	0
240165472	VANCOUVER	WA		02/15/2024		0	0	(21)	0	0	0	(21)	0	483	483	0	0
241026205	DENVER	CO		02/29/2024		0	0	(37)	0	0	0	(37)	0	1,299	1,299	0	0
023120176	SPRING	TX		02/23/2024		0	0	(5)	0	0	0	(5)	0	256	256	0	0
231259797	CHICOPEE	MA		02/08/2024		0	0	(19)	0	0	0	(19)	0	527	527	0	0
240165712	SHREWSBURY	MA		02/28/2024		0	0	(16)	0	0	0	(16)	0	451	451	0	0
240167437	SARASOTA	FL		02/22/2024		0	0	(23)	0	0	0	(23)	0	681	681	0	0
240162032	INDIANAPOLIS	IN		02/28/2024		0	0	(12)	0	0	0	(12)	0	353	353	0	0
240164459	LA MARQUE	TX		02/22/2024		0	0	(10)	0	0	0	(10)	0	261	261	0	0
241026261	AVENTURA	FL		02/29/2024		0	0	(15)	0	0	0	(15)	0	410	410	0	0
241026163	MILL CREEK	WA		02/29/2024		0	0	(6,224)	0	0	0	(6,224)	0	173,092	173,092	0	0
240165423	BOCA RATON	FL		02/28/2024		0	0	(21)	0	0	0	(21)	0	615	615	0	0
241026037	MARYSVILLE	MI		02/29/2024		0	0	(16)	0	0	0	(16)	0	422	422	0	0
240166637	BERKELEY	CA		02/08/2024		0	0	(72)	0	0	0	(72)	0	2,132	2,132	0	0
240162446	SAN DIEGO	CA		02/15/2024		0	0	(18)	0	0	0	(18)	0	428	428	0	0
023100432	OAKLAND	CA		02/23/2024		0	0	(17)	0	0	0	(17)	0	819	819	0	0
231258781	COLUMBUS	OH		02/08/2024		0	0	(15)	0	0	0	(15)	0	480	480	0	0
477787171	ALPHARETTA	GA		02/23/2024		0	0	(10)	0	0	0	(10)	0	495	495	0	0
023120259	CHAMPAIGN	IL		02/23/2024		0	0	(4)	0	0	0	(4)	0	172	172	0	0
240165563	CAPE CANAVERAL	FL		02/22/2024		0	0	(10)	0	0	0	(10)	0	283	283	0	0
240164350	BALTIMORE	MD		02/28/2024		0	0	(8)	0	0	0	(8)	0	221	221	0	0
241026144	N TOPSAIL BEACH	NC		02/23/2024		0	0	(9)	0	0	0	(9)	0	249	249	0	0
240161554	SWARTZ CREEK	MI		02/08/2024		0	0	(13)	0	0	0	(13)	0	392	392	0	0
241025912	KAILUA KONA	HI		02/23/2024		0	0	(110)	0	0	0	(110)	0	3,059	3,059	0	0
231259722	CLAYTON	NJ		02/15/2024		0	0	(13)	0	0	0	(13)	0	295	295	0	0
240167288	ORLANDO	FL		02/22/2024		0	0	(7)	0	0	0	(7)	0	194	194	0	0
240161604	COVINGTON	KY		02/22/2024		0	0	(10)	0	0	0	(10)	0	274	274	0	0
241026023	DEL MAR	CA		02/29/2024		0	0	(12)	0	0	0	(12)	0	323	323	0	0
241026442	FORT MYERS	FL		02/29/2024		0	0	(15)	0	0	0	(15)	0	517	517	0	0
240167478	SKIATOOK	OK		02/28/2024		0	0	(6)	0	0	0	(6)	0	154	154	0	0
240270090	CARROLLTON	TX		02/28/2024		0	0	(13)	0	0	0	(13)	0	374	374	0	0
231260597	KINGMAN	AZ		02/01/2024		0	0	(14)	0	0	0	(14)	0	430	430	0	0
231255993	HAWTHORNE	NJ		02/01/2024		0	0	(65)	0	0	0	(65)	0	2,047	2,047	0	0
240168039	ORLANDO	FL		02/22/2024		0	0	(8)	0	0	0	(8)	0	204	204	0	0
241026246	MILLBRAE	CA		02/29/2024		0	0	(72)	0	0	0	(72)	0	2,000	2,000	0	0
240165043	MOUNT ORAB	OH		02/15/2024		0	0	(10)	0	0	0	(10)	0	235	235	0	0
240161372	HAGERSTOWN	MD		02/08/2024		0	0	(9)	0	0	0	(9)	0	261	261	0	0
231025196	CYPRESS	TX		02/29/2024		0	0	(22)	0	0	0	(22)	0	776	776	0	0
231259714	WARREN	MI		02/01/2024		0	0	(6)	0	0	0	(6)	0	168	168	0	0
241026227	NASHVILLE	TN		02/23/2024		0	0	(14)	0	0	0	(14)	0	364	364	0	0
231259664	GRESHAM	OR		02/28/2024		0	0	(9)	0	0	0	(9)	0	254	254	0	0
241025976	EUGENE	OR		02/23/2024		0	0	(15)	0	0	0	(15)	0	395	395	0	0
241026232	NAPLES	FL		02/23/2024		0	0	(55)	0	0	0	(55)	0	1,526	1,526	0	0
231153966	LINDEN	NJ		02/01/2024		0	0	(21)	0	0	0	(21)	0	658	658	0	0
241026111	KETCHUM	ID		02/23/2024		0	0	(111)	0	0	0	(111)	0	3,099	3,099	0	0
240165936	DAVISBURG	MI		02/15/2024		0	0	(12)	0	0	0	(12)	0	272	272	0	0
240161182	SEYMOUR	CT		02/01/2024		0	0	(36)	0	0	0	(36)	0	1,165	1,165	0	0

E02.213

STATEMENT AS OF JUNE 30, 2024 OF THE Reliance Standard Life Insurance Company

SCHEDULE B - PART 3

Showing All Mortgage Loans DISPOSED, Transferred or Repaid During the Current Quarter

1 Loan Number	2 Location		4 Loan Type	5 Date Acquired	6 Disposal Date	7 Book Value/ Recorded Investment Excluding Accrued Interest Prior Year	8 Change in Book Value/Recorded Investment						14 Book Value/ Recorded Investment Excluding Accrued Interest on Disposal	15 Consid- eration	16 Foreign Exchange Gain (Loss) on Disposal	17 Realized Gain (Loss) on Disposal	18 Total Gain (Loss) on Disposal
	2 City	3 State					8 Unrealized Valuation Increase/ (Decrease)	9 Current Year's (Amortization) /Accretion	10 Current Year's Other- Than- Temporary Impairment Recognized	11 Capitalized Deferred Interest and Other	12 Total Change in Book Value (8+9-10+11)	13 Total Foreign Exchange Change in Book Value					
024010029	BEDFORD	TX		02/23/2024		0	0	(6)	0	0	0	(6)	0	303	303	0	0
023120156	COEUR D ALENE	ID		02/23/2024		0	0	(3)	0	0	0	(3)	0	161	161	0	0
240162255	NEW LONDON	CT		02/01/2024		0	0	(13)	0	0	0	(13)	0	381	381	0	0
240163469	CERRITOS	CA		02/08/2024		0	0	(39)	0	0	0	(39)	0	1,271	1,271	0	0
241026041	MENIFEE	CA		02/29/2024		0	0	(28)	0	0	0	(28)	0	970	970	0	0
023120321	ATLANTA	GA		02/23/2024		0	0	(3)	0	0	0	(3)	0	155	155	0	0
240165886	DOUGLASVILLE	GA		02/28/2024		0	0	(8)	0	0	0	(8)	0	215	215	0	0
023120207	JACKSONVILLE	FL		02/23/2024		0	0	(10)	0	0	0	(10)	0	454	454	0	0
023120282	LOS ANGELES	CA		02/23/2024		0	0	(48)	0	0	0	(48)	0	2,288	2,288	0	0
231155169	SAN ANTONIO	TX		02/08/2024		0	0	(19)	0	0	0	(19)	0	584	584	0	0
023120258	O FALLON	IL		02/23/2024		0	0	(3)	0	0	0	(3)	0	160	160	0	0
023120006	CHALFONT	PA		02/23/2024		0	0	(3)	0	0	0	(3)	0	130	130	0	0
240162438	LUBBOCK	TX		02/28/2024		0	0	(76)	0	0	0	(76)	0	2,142	2,142	0	0
240161497	MIAMI	FL		02/28/2024		0	0	(10)	0	0	0	(10)	0	272	272	0	0
024010086	OAKLAND	ME		02/23/2024		0	0	(3)	0	0	0	(3)	0	140	140	0	0
023120435	LEANDER	TX		02/23/2024		0	0	(5)	0	0	0	(5)	0	215	215	0	0
240163592	LAWRENCEVILLE	GA		02/28/2024		0	0	(16)	0	0	0	(16)	0	474	474	0	0
231260795	SPRINGFIELD	OR		02/15/2024		0	0	(19)	0	0	0	(19)	0	419	419	0	0
024010021	WESTFORD	MA		02/29/2024		0	0	(13)	0	0	0	(13)	0	570	570	0	0
024010371	WEST PALM BEACH	FL		02/29/2024		0	0	(9)	0	0	0	(9)	0	404	404	0	0
240163139	SOUTH JORDAN	UT		02/15/2024		0	0	(50)	0	0	0	(50)	0	1,156	1,156	0	0
231025386	EUREKA	CA		02/29/2024		0	0	(18)	0	0	0	(18)	0	491	491	0	0
231023860	CHARLESTOWN	RI		02/23/2024		0	0	(18)	0	0	0	(18)	0	482	482	0	0
240164996	LA QUINTA	CA		02/22/2024		0	0	(11)	0	0	0	(11)	0	292	292	0	0
240168013	BALTIMORE	MD		02/28/2024		0	0	(7)	0	0	0	(7)	0	207	207	0	0
231259169	MATTHEWS	NC		02/01/2024		0	0	(16)	0	0	0	(16)	0	482	482	0	0
023120174	SAINTE AUGUSTINE	FL		02/29/2024		0	0	(10)	0	0	0	(10)	0	432	432	0	0
024010003	EASTON	PA		02/29/2024		0	0	(4)	0	0	0	(4)	0	170	170	0	0
240166942	SARASOTA	FL		02/28/2024		0	0	(22)	0	0	0	(22)	0	639	639	0	0
241026226	PHOENIX	AZ		02/23/2024		0	0	(24)	0	0	0	(24)	0	636	636	0	0
241026180	SALEM	OR		02/29/2024		0	0	(18)	0	0	0	(18)	0	514	514	0	0
240167452	LA HABRA HEIGHTS	CA		02/22/2024		0	0	(53)	0	0	0	(53)	0	1,535	1,535	0	0
240168666	FRIISCO	TX		02/28/2024		0	0	(18)	0	0	0	(18)	0	529	529	0	0
240166199	NEWARK	DE		02/22/2024		0	0	(42)	0	0	0	(42)	0	1,216	1,216	0	0
231259359	KINGMAN	AZ		02/01/2024		0	0	(14)	0	0	0	(14)	0	427	427	0	0
241026398	SAN DIEGO	CA		02/29/2024		0	0	(76)	0	0	0	(76)	0	2,170	2,170	0	0
241026277	AUSTIN	TX		02/29/2024		0	0	(9)	0	0	0	(9)	0	322	322	0	0
240165928	NORTH MYRTLE BEACH	SC		02/28/2024		0	0	(9)	0	0	0	(9)	0	245	245	0	0
241026333	TUCSON	AZ		02/29/2024		0	0	(18)	0	0	0	(18)	0	497	497	0	0
240165175	GATES	NY		02/28/2024		0	0	(6)	0	0	0	(6)	0	170	170	0	0
241026207	DURHAM	NC		02/23/2024		0	0	(9)	0	0	0	(9)	0	237	237	0	0
023120206	CORPUS CHRISTI	TX		02/23/2024		0	0	(24)	0	0	0	(24)	0	1,125	1,125	0	0
240166439	CHICAGO	IL		02/28/2024		0	0	(10)	0	0	0	(10)	0	281	281	0	0
240167643	SMITHFIELD	NC		02/28/2024		0	0	(75)	0	0	0	(75)	0	2,111	2,111	0	0
240165878	SUMTER	SC		02/28/2024		0	0	(6)	0	0	0	(6)	0	162	162	0	0
BB1170780	BIG RAPIDS	MI		03/22/2024		0	0	8	0	0	0	8	0	211	211	0	0
BB1170730	ALGONQUIN	IL		03/22/2024		0	0	227	0	0	0	227	0	1,156	1,156	0	0
BB1170740	JONESBORO	GA		03/22/2024		0	0	25	0	0	0	25	0	457	457	0	0
BB1170760	EAST GRAND FORKS	MIN		03/22/2024		0	0	27	0	0	0	27	0	479	479	0	0
BB1170770	VERONA	WI		03/22/2024		0	0	111	0	0	0	111	0	1,339	1,339	0	0
BB1170790	PALOS HEIGHTS	IL		03/22/2024		0	0	81	0	0	0	81	0	626	626	0	0

E02.214

STATEMENT AS OF JUNE 30, 2024 OF THE Reliance Standard Life Insurance Company

SCHEDULE B - PART 3

Showing All Mortgage Loans DISPOSED, Transferred or Repaid During the Current Quarter

1 Loan Number	2 Location		4 Loan Type	5 Date Acquired	6 Disposal Date	7 Book Value/ Recorded Investment Excluding Accrued Interest Prior Year	8 Change in Book Value/Recorded Investment					14 Book Value/ Recorded Investment Excluding Accrued Interest on Disposal	15 Consid- eration	16 Foreign Exchange Gain (Loss) on Disposal	17 Realized Gain (Loss) on Disposal	18 Total Gain (Loss) on Disposal	
	2 City	3 State					8 Unrealized Valuation Increase/ (Decrease)	9 Current Year's (Amortization) /Accretion	10 Current Year's Other- Than- Temporary Impairment Recognized	11 Capitalized Deferred Interest and Other	12 Total Change in Book Value (8+9-10+11)						13 Total Foreign Exchange Change in Book Value
BB1170720	BELLWOOD	IL		03/22/2024		0	0	.42	0	0	0	.42	0	194	194	0	0
BB1170800	MURRIETA	CA		03/22/2024		0	0	618	0	0	0	618	0	2,869	2,869	0	0
BB1170750	CHARLOTTE	NC		03/22/2024		0	0	.43	0	0	0	.43	0	824	824	0	0
BB1173670	FERNANDINA BEACH	FL		03/28/2024		0	0	153	0	0	0	153	0	1,302	1,302	0	0
BB1173640	TEMPLE	GA		03/28/2024		0	0	138	0	0	0	138	0	889	889	0	0
BB1173630	BROOKSVILLE	FL		03/28/2024		0	0	.56	0	0	0	.56	0	362	362	0	0
BB1173710	SNELLVILLE	GA		03/28/2024		0	0	.61	0	0	0	.61	0	660	660	0	0
BB1173660	CRAWFORDVILLE	FL		03/28/2024		0	0	.60	0	0	0	.60	0	493	493	0	0
BB1173690	SNELLVILLE	GA		03/28/2024		0	0	119	0	0	0	119	0	1,033	1,033	0	0
BB1173700	ATLANTA	GA		03/28/2024		0	0	.18	0	0	0	.18	0	363	363	0	0
BB1173650	ROSWELL	GA		03/28/2024		0	0	807	0	0	0	807	0	3,105	3,105	0	0
BB1173620	QUINCY	FL		03/28/2024		0	0	118	0	0	0	118	0	744	744	0	0
BB1173680	ALBANY	GA		03/28/2024		0	0	.11	0	0	0	.11	0	122	122	0	0
BB1173720	INVERNESS	FL		03/28/2024		0	0	455	0	0	0	455	0	1,873	1,873	0	0
241026477	DAVENPORT	FL		03/27/2024		0	0	(7)	0	0	0	(7)	0	201	201	0	0
240271528	CLE ELLUM	WA		03/21/2024		0	0	(6)	0	0	0	(6)	0	231	231	0	0
241026528	LAS VEGAS	NV		03/27/2024		0	0	(7)	0	0	0	(7)	0	182	182	0	0
241026412	OTHELLO	WA		03/20/2024		0	0	(9)	0	0	0	(9)	0	265	265	0	0
241026603	INDIAN TRAIL	NC		03/20/2024		0	0	(30)	0	0	0	(30)	0	923	923	0	0
240169078	LAKELAND	FL		03/07/2024		0	0	(8)	0	0	0	(8)	0	282	282	0	0
241026794	KEIZER	OR		03/27/2024		0	0	(12)	0	0	0	(12)	0	328	328	0	0
241026719	BROOKHAVEN	GA		03/27/2024		0	0	(32)	0	0	0	(32)	0	913	913	0	0
240275719	GLENDORA	CA		03/21/2024		0	0	(22)	0	0	0	(22)	0	897	897	0	0
241026594	MIAMI	FL		03/27/2024		0	0	(10)	0	0	0	(10)	0	286	286	0	0
241026509	MIRAMAR	FL		03/27/2024		0	0	(9)	0	0	0	(9)	0	237	237	0	0
240273052	FAIRVIEW	TX		03/14/2024		0	0	(99)	0	0	0	(99)	0	3,314	3,314	0	0
024020043	WARREN	NJ		03/08/2024		0	0	(9)	0	0	0	(9)	0	511	511	0	0
240271338	ASHLAND	WI		03/28/2024		0	0	(4)	0	0	0	(4)	0	126	126	0	0
240168807	WESTON	FL		03/07/2024		0	0	(11)	0	0	0	(11)	0	405	405	0	0
240270587	EAST NORTHPORT	NY		03/28/2024		0	0	(11)	0	0	0	(11)	0	356	356	0	0
241026439	CHAMPAIGN	IL		03/20/2024		0	0	(5)	0	0	0	(5)	0	151	151	0	0
241026444	WINTER GARDEN	FL		03/20/2024		0	0	(6)	0	0	0	(6)	0	184	184	0	0
241026808	MARLBOROUGH	MA		03/27/2024		0	0	(11)	0	0	0	(11)	0	299	299	0	0
240274126	GLENDALE	WI		03/28/2024		0	0	(4)	0	0	0	(4)	0	142	142	0	0
240275339	KINGS MOUNTAIN	NC		03/28/2024		0	0	(3)	0	0	0	(3)	0	83	83	0	0
240271098	AUSTELL	GA		03/28/2024		0	0	(3)	0	0	0	(3)	0	89	89	0	0
240277756	FORT MYERS	FL		03/28/2024		0	0	(5)	0	0	0	(5)	0	158	158	0	0
240277806	SAN DIEGO	CA		03/28/2024		0	0	(13)	0	0	0	(13)	0	442	442	0	0
240168880	NEW PORT RICHEY	FL		03/28/2024		0	0	(5)	0	0	0	(5)	0	177	177	0	0
241026430	FRANKLIN TOWNSHIP	NJ		03/08/2024		0	0	(13)	0	0	0	(13)	0	359	359	0	0
240275842	HOUSTON	TX		03/28/2024		0	0	(4)	0	0	0	(4)	0	141	141	0	0
240275099	NIAGARA FALLS	NY		03/28/2024		0	0	(6)	0	0	0	(6)	0	188	188	0	0
240273425	SANTA FE	NM		03/21/2024		0	0	(6)	0	0	0	(6)	0	177	177	0	0
240164939	MONTGOMERY	IL		03/07/2024		0	0	(7)	0	0	0	(7)	0	242	242	0	0
241026355	KENT	WA		03/20/2024		0	0	(12)	0	0	0	(12)	0	366	366	0	0
240163022	SHERMAN	TX		03/07/2024		0	0	(6)	0	0	0	(6)	0	184	184	0	0
241026229	TROY	MT		03/27/2024		0	0	(11)	0	0	0	(11)	0	304	304	0	0
231259417	SUMNERVILLE	SC		03/21/2024		0	0	(10)	0	0	0	(10)	0	297	297	0	0
241026527	CHARLOTTE	NC		03/20/2024		0	0	(24)	0	0	0	(24)	0	753	753	0	0
241026360	TERRYTOWN	LA		03/20/2024		0	0	(4)	0	0	0	(4)	0	132	132	0	0
241026411	NASHVILLE	TN		03/20/2024		0	0	(10)	0	0	0	(10)	0	303	303	0	0

E02.215

STATEMENT AS OF JUNE 30, 2024 OF THE Reliance Standard Life Insurance Company

SCHEDULE B - PART 3

Showing All Mortgage Loans DISPOSED, Transferred or Repaid During the Current Quarter

1 Loan Number	2 Location		4 Loan Type	5 Date Acquired	6 Disposal Date	7 Book Value/ Recorded Investment Excluding Accrued Interest Prior Year	8 Change in Book Value/Recorded Investment					14 Book Value/ Recorded Investment Excluding Accrued Interest on Disposal	15 Consid- eration	16 Foreign Exchange Gain (Loss) on Disposal	17 Realized Gain (Loss) on Disposal	18 Total Gain (Loss) on Disposal
	2 City	3 State					8 Unrealized Valuation Increase/ (Decrease)	9 Current Year's (Amortization) /Accretion	10 Current Year's Other- Than- Temporary Impairment Recognized	11 Capitalized Deferred Interest and Other	12 Total Change in Book Value (8+9-10+11)					
240378091	BALTIMORE	MD		03/28/2024		0	0	(7)	0	0	(7)	0	250	250	0	0
241026457	BROWNSVILLE	OR		03/20/2024		0	0	(5)	0	0	(5)	0	149	149	0	0
240161802	SHERMAN	TX		03/07/2024		0	0	(12)	0	0	(12)	0	420	420	0	0
240271536	CORSICANA	TX		03/28/2024		0	0	(3)	0	0	(3)	0	81	81	0	0
240274514	NORTH FORT MYERS	FL		03/28/2024		0	0	(14)	0	0	(14)	0	464	464	0	0
240270322	MESA	AZ		03/07/2024		0	0	(21)	0	0	(21)	0	744	744	0	0
241026623	MILLCREEK	UT		03/27/2024		0	0	(28)	0	0	(28)	0	794	794	0	0
240162594	HOUSTON	TX		03/14/2024		0	0	(2)	0	0	(2)	0	70	70	0	0
240270835	SATELLITE BEACH	FL		03/28/2024		0	0	(18)	0	0	(18)	0	620	620	0	0
240270785	BARSTOW	CA		03/07/2024		0	0	(9)	0	0	(9)	0	303	303	0	0
240275487	MORENO VALLEY	CA		03/28/2024		0	0	(13)	0	0	(13)	0	447	447	0	0
240166975	BALTIMORE	MD		03/21/2024		0	0	(2)	0	0	(2)	0	64	64	0	0
241026271	TOOELE	UT		03/20/2024		0	0	(11)	0	0	(11)	0	335	335	0	0
240270132	MIAMI	FL		03/28/2024		0	0	(14)	0	0	(14)	0	474	474	0	0
024020093	RICHARDSON	TX		03/26/2024		0	0	(63)	0	0	(63)	0	4,500	4,500	0	0
240271858	CYPRESS	TX		03/07/2024		0	0	(33)	0	0	(33)	0	1,180	1,180	0	0
241026196	WINCHESTER	VA		03/20/2024		0	0	(10)	0	0	(10)	0	332	332	0	0
240275990	BOSTON	MA		03/21/2024		0	0	(16)	0	0	(16)	0	648	648	0	0
231025732	MILFORD	CT		03/08/2024		0	0	(26)	0	0	(26)	0	723	723	0	0
240164038	LAKESIDE	CA		03/07/2024		0	0	(2,790)	0	0	(2,790)	0	100,402	100,402	0	0
240273383	SAINT LOUIS	MO		03/21/2024		0	0	(3)	0	0	(3)	0	105	105	0	0
240275909	CINCINNATI	OH		03/28/2024		0	0	(5)	0	0	(5)	0	149	149	0	0
240166645	WIMBERLEY	TX		03/14/2024		0	0	(3)	0	0	(3)	0	81	81	0	0
241026410	PHOENIX	AZ		03/08/2024		0	0	(65)	0	0	(65)	0	1,847	1,847	0	0
241026531	PALM BEACH	FL		03/20/2024		0	0	(7)	0	0	(7)	0	198	198	0	0
240269340	KINGMAN	AZ		03/07/2024		0	0	(9)	0	0	(9)	0	303	303	0	0
240273433	SAINT LOUIS	MO		03/21/2024		0	0	(2)	0	0	(2)	0	66	66	0	0
240165431	ROCHESTER	NY		03/07/2024		0	0	(6)	0	0	(6)	0	186	186	0	0
241026675	FAYETTEVILLE	AR		03/20/2024		0	0	(4)	0	0	(4)	0	118	118	0	0
240271965	KINGMAN	AZ		03/28/2024		0	0	(5)	0	0	(5)	0	170	170	0	0
241026312	QUEEN CREEK	AZ		03/08/2024		0	0	(28)	0	0	(28)	0	772	772	0	0
241026652	FLORENCE	SC		03/27/2024		0	0	(2)	0	0	(2)	0	64	64	0	0
241026363	IRVING	TX		03/08/2024		0	0	(10)	0	0	(10)	0	278	278	0	0
241026116	PANAMA CITY BEACH	FL		03/20/2024		0	0	(11)	0	0	(11)	0	336	336	0	0
240270108	COCONUT CREEK	FL		03/21/2024		0	0	(7)	0	0	(7)	0	286	286	0	0
240269316	KINGMAN	AZ		03/07/2024		0	0	(9)	0	0	(9)	0	306	306	0	0
241026242	LAS VEGAS	NV		03/20/2024		0	0	(4)	0	0	(4)	0	112	112	0	0
240378596	MIAMI	FL		03/28/2024		0	0	(13)	0	0	(13)	0	440	440	0	0
241026046	IRONDALE	AL		03/20/2024		0	0	(5)	0	0	(5)	0	149	149	0	0
240270561	CLEVELAND	OH		03/28/2024		0	0	(3)	0	0	(3)	0	90	90	0	0
241026293	FLORA	MS		03/20/2024		0	0	(8)	0	0	(8)	0	230	230	0	0
241026339	VENICE	FL		03/20/2024		0	0	(4)	0	0	(4)	0	132	132	0	0
240270421	TUCSON	AZ		03/07/2024		0	0	(14)	0	0	(14)	0	497	497	0	0
241026395	TIGARD	OR		03/08/2024		0	0	(33)	0	0	(33)	0	924	924	0	0
240166728	OGDEN	UT		03/07/2024		0	0	(19)	0	0	(19)	0	670	670	0	0
240270231	PAWTOCKET	RI		03/21/2024		0	0	(4)	0	0	(4)	0	156	156	0	0
240276840	HELOTES	TX		03/28/2024		0	0	(9)	0	0	(9)	0	296	296	0	0
240269126	MYRTLE BEACH	SC		03/21/2024		0	0	(9)	0	0	(9)	0	221	221	0	0
240166165	MOUNT LAUREL	NJ		03/14/2024		0	0	(12)	0	0	(12)	0	395	395	0	0
240269274	KINGMAN	AZ		03/07/2024		0	0	(9)	0	0	(9)	0	285	285	0	0
241026648	GIG HARBOR	WA		03/20/2024		0	0	(33)	0	0	(33)	0	1,082	1,082	0	0

E02.216

STATEMENT AS OF JUNE 30, 2024 OF THE Reliance Standard Life Insurance Company

SCHEDULE B - PART 3

Showing All Mortgage Loans DISPOSED, Transferred or Repaid During the Current Quarter

1 Loan Number	2 Location		4 Loan Type	5 Date Acquired	6 Disposal Date	7 Book Value/ Recorded Investment Excluding Accrued Interest Prior Year	8 Change in Book Value/Recorded Investment						14 Book Value/ Recorded Investment Excluding Accrued Interest on Disposal	15 Consid- eration	16 Foreign Exchange Gain (Loss) on Disposal	17 Realized Gain (Loss) on Disposal	18 Total Gain (Loss) on Disposal
	2 City	3 State					8 Unrealized Valuation Increase/ (Decrease)	9 Current Year's (Amortization) /Accretion	10 Current Year's Other- Than- Temporary Impairment Recognized	11 Capitalized Deferred Interest and Other	12 Total Change in Book Value (8+9-10+11)	13 Total Foreign Exchange Change in Book Value					
024020012	GARLAND	TX		03/26/2024		0	0	(2)	0	0	0	(2)	0	131	131	0	0
240163170	SANTA FE SPRINGS	CA		03/07/2024		0	0	(34)	0	0	0	(34)	0	1,276	1,276	0	0
241026362	LAS VEGAS	NV		03/27/2024		0	0	(13)	0	0	0	(13)	0	355	355	0	0
241026483	HENDERSON	NV		03/20/2024		0	0	(19)	0	0	0	(19)	0	614	614	0	0
241026529	NEW SMYRNA BEACH	FL		03/20/2024		0	0	(81)	0	0	0	(81)	0	2,625	2,625	0	0
241026408	LAYTON	UT		03/20/2024		0	0	(21)	0	0	0	(21)	0	652	652	0	0
240273748	NATIONAL CITY	CA		03/14/2024		0	0	(19)	0	0	0	(19)	0	616	616	0	0
241026292	FULSHEAR	TX		03/20/2024		0	0	(38)	0	0	0	(38)	0	1,226	1,226	0	0
240269464	DEERFIELD BEACH	FL		03/21/2024		0	0	(21)	0	0	0	(21)	0	844	844	0	0
024020044	BELLEVILLE	IL		03/26/2024		0	0	(6)	0	0	0	(6)	0	267	267	0	0
240166488	LEOMINSTER	MA		03/14/2024		0	0	(4)	0	0	0	(4)	0	119	119	0	0
241026520	PANAMA CITY BEACH	FL		03/20/2024		0	0	(4)	0	0	0	(4)	0	110	110	0	0
241026616	GILBERT	AZ		03/27/2024		0	0	(4,341)	0	0	0	(4,341)	0	120,508	120,508	0	0
240272997	UNION	NJ		03/21/2024		0	0	(10)	0	0	0	(10)	0	295	295	0	0
241026182	PHOENIX	AZ		03/27/2024		0	0	(8)	0	0	0	(8)	0	226	226	0	0
241026394	HALLANDALE	FL		03/27/2024		0	0	(8)	0	0	0	(8)	0	200	200	0	0
240168898	BOCA RATON	FL		03/07/2024		0	0	(15)	0	0	0	(15)	0	535	535	0	0
241026147	MATTAWA	WA		03/08/2024		0	0	(20)	0	0	0	(20)	0	545	545	0	0
241026445	CLERMONT	FL		03/20/2024		0	0	(19)	0	0	0	(19)	0	595	595	0	0
241026566	COLORADO SPRINGS	CO		03/20/2024		0	0	(9)	0	0	0	(9)	0	272	272	0	0
240379644	CHICO	CA		03/28/2024		0	0	(6)	0	0	0	(6)	0	208	208	0	0
240273417	SAINT LOUIS	MO		03/21/2024		0	0	(2)	0	0	0	(2)	0	61	61	0	0
241025998	GRANTS PASS	OR		03/08/2024		0	0	(9)	0	0	0	(9)	0	242	242	0	0
241026198	RIO RANCHO	NM		03/20/2024		0	0	(32)	0	0	0	(32)	0	1,014	1,014	0	0
240269647	WILMINGTON	NC		03/14/2024		0	0	(17)	0	0	0	(17)	0	563	563	0	0
241026496	SURPRISE	AZ		03/27/2024		0	0	(3)	0	0	0	(3)	0	79	79	0	0
240269084	PAWTUCKET	RI		03/21/2024		0	0	(4)	0	0	0	(4)	0	175	175	0	0
241025896	JACKSONVILLE	FL		03/20/2024		0	0	(3)	0	0	0	(3)	0	97	97	0	0
240163030	HOWE	TX		03/07/2024		0	0	(8)	0	0	0	(8)	0	259	259	0	0
231025730	PEMBROKE PINES	FL		03/20/2024		0	0	(6)	0	0	0	(6)	0	168	168	0	0
241026547	PARK CITY	UT		03/20/2024		0	0	(7)	0	0	0	(7)	0	206	206	0	0
240270892	SCHENECTADY	NY		03/21/2024		0	0	(3)	0	0	0	(3)	0	125	125	0	0
241026012	NORTH PLAINFIELD	NJ		03/20/2024		0	0	(6)	0	0	0	(6)	0	177	177	0	0
241026133	HOT SPRINGS	AR		03/20/2024		0	0	(4)	0	0	0	(4)	0	131	131	0	0
241026552	MONROE	LA		03/20/2024		0	0	(7)	0	0	0	(7)	0	207	207	0	0
241026179	BELMONT	NH		03/20/2024		0	0	(55)	0	0	0	(55)	0	1,787	1,787	0	0
240273177	AUSTIN	TX		03/21/2024		0	0	(18)	0	0	0	(18)	0	754	754	0	0
240270496	CLEVELAND	OH		03/28/2024		0	0	(3)	0	0	0	(3)	0	92	92	0	0
240162230	CHICAGO	IL		03/07/2024		0	0	(13)	0	0	0	(13)	0	491	491	0	0
241026021	TENINO	WA		03/08/2024		0	0	(18)	0	0	0	(18)	0	502	502	0	0
240161539	PLAINVILLE	MA		03/07/2024		0	0	(20)	0	0	0	(20)	0	731	731	0	0
240167825	MIAMI GARDENS	FL		03/07/2024		0	0	(15)	0	0	0	(15)	0	531	531	0	0
241026309	MARYSVILLE	WA		03/08/2024		0	0	(53)	0	0	0	(53)	0	1,481	1,481	0	0
240276501	PORTLAND	OR		03/28/2024		0	0	(12)	0	0	0	(12)	0	418	418	0	0
241026123	PANAMA CITY BEACH	FL		03/20/2024		0	0	(6)	0	0	0	(6)	0	190	190	0	0
241026841	NORTH PALM BEACH	FL		03/27/2024		0	0	(6)	0	0	0	(6)	0	156	156	0	0
241026537	PARK CITY	UT		03/20/2024		0	0	(11)	0	0	0	(11)	0	340	340	0	0
240269894	CAMBRIDGE	MD		03/28/2024		0	0	(3)	0	0	0	(3)	0	97	97	0	0
240276964	SUNRISE	FL		03/28/2024		0	0	(3)	0	0	0	(3)	0	106	106	0	0
240273284	EL PASO	TX		03/28/2024		0	0	(3)	0	0	0	(3)	0	89	89	0	0
240275107	HELENWOOD	TN		03/28/2024		0	0	(9)	0	0	0	(9)	0	302	302	0	0

E02.217

STATEMENT AS OF JUNE 30, 2024 OF THE Reliance Standard Life Insurance Company

SCHEDULE B - PART 3

Showing All Mortgage Loans DISPOSED, Transferred or Repaid During the Current Quarter

1 Loan Number	2 Location		4 Loan Type	5 Date Acquired	6 Disposal Date	7 Book Value/ Recorded Investment Excluding Accrued Interest Prior Year	8 Change in Book Value/Recorded Investment						14 Book Value/ Recorded Investment Excluding Accrued Interest on Disposal	15 Consid- eration	16 Foreign Exchange Gain (Loss) on Disposal	17 Realized Gain (Loss) on Disposal	18 Total Gain (Loss) on Disposal
	2 City	3 State					8 Unrealized Valuation Increase/ (Decrease)	9 Current Year's (Amortization) /Accretion	10 Current Year's Other- Than- Temporary Impairment Recognized	11 Capitalized Deferred Interest and Other	12 Total Change in Book Value (8+9-10+11)	13 Total Foreign Exchange Change in Book Value					
241026467	ESCONDIDO	CA		03/08/2024		0	0	(27)	0	0	0	(27)	0	740	740	0	0
241026729	PANAMA CITY BEACH	FL		03/27/2024		0	0	(12)	0	0	0	(12)	0	324	324	0	0
240272633	ATLANTA	GA		03/21/2024		0	0	(7)	0	0	0	(7)	0	299	299	0	0
240275560	CHESTER	PA		03/28/2024		0	0	(2)	0	0	0	(2)	0	50	50	0	0
240276071	HONOLULU	HI		03/28/2024		0	0	(4)	0	0	0	(4)	0	114	114	0	0
240277335	NORTH MYRTLE BEACH	SC		03/28/2024		0	0	(7)	0	0	0	(7)	0	225	225	0	0
240272393	NORTH WATERBORO	ME		03/07/2024		0	0	(6)	0	0	0	(6)	0	229	229	0	0
241026569	ISSAQUAH	WA		03/20/2024		0	0	(8)	0	0	0	(8)	0	249	249	0	0
023120298	RALEIGH	NC		03/26/2024		0	0	(3)	0	0	0	(3)	0	182	182	0	0
240162693	SEATTLE	WA		03/28/2024		0	0	(15)	0	0	0	(15)	0	514	514	0	0
240167585	FORT WORTH	TX		03/28/2024		0	0	(12)	0	0	0	(12)	0	415	415	0	0
2401666371	CHICAGO	IL		03/07/2024		0	0	(4)	0	0	0	(4)	0	137	137	0	0
240273656	WEST WARWICK	RI		03/28/2024		0	0	(5)	0	0	0	(5)	0	157	157	0	0
024010427	CARTHAGE	ME		03/26/2024		0	0	(1)	0	0	0	(1)	0	58	58	0	0
240277095	PITTSFORD	PA		03/28/2024		0	0	(4)	0	0	0	(4)	0	117	117	0	0
241026499	LAMONVILLE	NV		03/20/2024		0	0	(7)	0	0	0	(7)	0	218	218	0	0
240165209	CLARKSVILLE	TN		03/07/2024		0	0	(8)	0	0	0	(8)	0	262	262	0	0
240378612	SOUTH HAVEN	MI		03/28/2024		0	0	(113)	0	0	0	(113)	0	3,969	3,969	0	0
241026257	RICHMOND	VA		03/20/2024		0	0	(8)	0	0	0	(8)	0	245	245	0	0
240165159	ARLINGTON	VA		03/07/2024		0	0	(16)	0	0	0	(16)	0	574	574	0	0
240272468	NORTH PORT	FL		03/28/2024		0	0	(5)	0	0	0	(5)	0	183	183	0	0
240269308	SPRING HILL	TN		03/07/2024		0	0	(15)	0	0	0	(15)	0	548	548	0	0
240272971	WINSTED	CT		03/28/2024		0	0	(2)	0	0	0	(2)	0	57	57	0	0
240271767	ORLANDO	FL		03/14/2024		0	0	(5)	0	0	0	(5)	0	152	152	0	0
241026238	OCEANSIDE	CA		03/20/2024		0	0	(17)	0	0	0	(17)	0	532	532	0	0
231258963	SCRANTON	PA		03/07/2024		0	0	(6)	0	0	0	(6)	0	216	216	0	0
241026485	SAN DIEGO	CA		03/27/2024		0	0	(24)	0	0	0	(24)	0	671	671	0	0
241026490	MEMPHIS	TN		03/20/2024		0	0	(6)	0	0	0	(6)	0	177	177	0	0
240168971	PALM BEACH GARDENS	FL		03/14/2024		0	0	(38)	0	0	0	(38)	0	1,268	1,268	0	0
240274043	GAINESVILLE	TX		03/21/2024		0	0	(3)	0	0	0	(3)	0	74	74	0	0
241026420	EFFINGHAM	IL		03/27/2024		0	0	(3)	0	0	0	(3)	0	78	78	0	0
240163626	HARTFORD	CT		03/21/2024		0	0	(5)	0	0	0	(5)	0	179	179	0	0
240162362	CLEVELAND	OH		03/28/2024		0	0	(5)	0	0	0	(5)	0	148	148	0	0
240272781	ORLANDO	FL		03/21/2024		0	0	(32)	0	0	0	(32)	0	1,322	1,322	0	0
241026219	HUTCHINSON ISLAND	FL		03/20/2024		0	0	(12)	0	0	0	(12)	0	381	381	0	0
241026173	GREENVILLE	SC		03/08/2024		0	0	(17)	0	0	0	(17)	0	464	464	0	0
240167940	WILSONVILLE	OR		03/21/2024		0	0	(30)	0	0	0	(30)	0	869	869	0	0
241026592	AZLE	TX		03/27/2024		0	0	(12)	0	0	0	(12)	0	328	328	0	0
240166736	BIG RAPIDS	MI		03/07/2024		0	0	(4)	0	0	0	(4)	0	136	136	0	0
241026517	PANAMA CITY BEACH	FL		03/20/2024		0	0	(16)	0	0	0	(16)	0	493	493	0	0
240161851	DENISON	TX		03/14/2024		0	0	(3)	0	0	0	(3)	0	98	98	0	0
241026522	FOLEY	AL		03/27/2024		0	0	(8)	0	0	0	(8)	0	206	206	0	0
240163105	SPENCER	MA		03/21/2024		0	0	(7)	0	0	0	(7)	0	312	312	0	0
241026280	SAN LUIS	AZ		03/20/2024		0	0	(11)	0	0	0	(11)	0	335	335	0	0
240165019	EL PASO	TX		03/07/2024		0	0	(12)	0	0	0	(12)	0	418	418	0	0
240275628	PINSON	AL		03/21/2024		0	0	(3)	0	0	0	(3)	0	126	126	0	0
240275578	GREENSBORO	NC		03/28/2024		0	0	(2)	0	0	0	(2)	0	62	62	0	0
240273714	DALLAS	TX		03/14/2024		0	0	(8)	0	0	0	(8)	0	273	273	0	0
240379297	GAINESVILLE	FL		03/28/2024		0	0	(3)	0	0	0	(3)	0	98	98	0	0
240271890	SAINT LOUIS	MO		03/28/2024		0	0	(4)	0	0	0	(4)	0	119	119	0	0
240274878	ZEBULON	NC		03/28/2024		0	0	(4)	0	0	0	(4)	0	120	120	0	0

E02.218

STATEMENT AS OF JUNE 30, 2024 OF THE Reliance Standard Life Insurance Company

SCHEDULE B - PART 3

Showing All Mortgage Loans DISPOSED, Transferred or Repaid During the Current Quarter

1 Loan Number	2 Location		4 Loan Type	5 Date Acquired	6 Disposal Date	7 Book Value/ Recorded Investment Excluding Accrued Interest Prior Year	8 Change in Book Value/Recorded Investment						14 Book Value/ Recorded Investment Excluding Accrued Interest on Disposal	15 Consid- eration	16 Foreign Exchange Gain (Loss) on Disposal	17 Realized Gain (Loss) on Disposal	18 Total Gain (Loss) on Disposal
	2 City	3 State					8 Unrealized Valuation Increase/ (Decrease)	9 Current Year's (Amortization) /Accretion	10 Current Year's Other- Than- Temporary Impairment Recognized	11 Capitalized Deferred Interest and Other	12 Total Change in Book Value (8+9-10+11)	13 Total Foreign Exchange Change in Book Value					
241026135	HENDERSON	NV		03/08/2024		0	0	(11)	0	0	0	(11)	0	299	299	0	0
240163006	DENISON	TX		03/07/2024		0	0	(8)	0	0	0	(8)	0	253	253	0	0
240276386	MILLVILLE	NJ		03/28/2024		0	0	(4)	0	0	0	(4)	0	116	116	0	0
241026922	PLANO	TX		03/27/2024		0	0	(22)	0	0	0	(22)	0	601	601	0	0
240275222	MIAMI	FL		03/28/2024		0	0	(7)	0	0	0	(7)	0	222	222	0	0
241026340	DAVENPORT	FL		03/27/2024		0	0	(4)	0	0	0	(4)	0	111	111	0	0
241026461	PARK CITY	UT		03/20/2024		0	0	(11)	0	0	0	(11)	0	339	339	0	0
241026214	MIAMI	FL		03/20/2024		0	0	(10)	0	0	0	(10)	0	305	305	0	0
240273458	SAINT LOUIS	MO		03/21/2024		0	0	(2)	0	0	0	(2)	0	75	75	0	0
240162396	IRVING	TX		03/21/2024		0	0	(6)	0	0	0	(6)	0	228	228	0	0
240270280	ZEPHYRHILLS	FL		03/21/2024		0	0	(6)	0	0	0	(6)	0	241	241	0	0
TXL24-078	CORPUS CHRISTI	TX		03/26/2024		0	0	0	0	0	0	0	0	2,849	2,849	0	0
240167338	ELIZABETH	NJ		03/28/2024		0	0	(12)	0	0	0	(12)	0	395	395	0	0
241026624	SANDY	UT		03/27/2024		0	0	(32)	0	0	0	(32)	0	892	892	0	0
240271544	MCADOO	PA		03/21/2024		0	0	(3)	0	0	0	(3)	0	99	99	0	0
240160994	PAULSBORO	NJ		03/07/2024		0	0	(6)	0	0	0	(6)	0	211	211	0	0
240274522	LOS ANGELES	CA		03/28/2024		0	0	(16)	0	0	0	(16)	0	559	559	0	0
231025462	ARCADIA	OH		03/27/2024		0	0	(2)	0	0	0	(2)	0	62	62	0	0
241026074	DALLAS	TX		03/20/2024		0	0	(18)	0	0	0	(18)	0	581	581	0	0
241026643	NIXA	MO		03/27/2024		0	0	(41)	0	0	0	(41)	0	1,108	1,108	0	0
241026638	GLASTONBURY	CT		03/27/2024		0	0	(205)	0	0	0	(205)	0	5,736	5,736	0	0
240270793	PHILADELPHIA	PA		03/28/2024		0	0	(9)	0	0	0	(9)	0	277	277	0	0
241026195	LAHAINA	HI		03/20/2024		0	0	(82)	0	0	0	(82)	0	2,631	2,631	0	0
241026069	DALLAS	TX		03/20/2024		0	0	(18)	0	0	0	(18)	0	581	581	0	0
231154287	MEMPHIS	TN		03/07/2024		0	0	(5)	0	0	0	(5)	0	157	157	0	0
240276758	NAPLES	FL		03/21/2024		0	0	(8)	0	0	0	(8)	0	325	325	0	0
241026302	MYRTLE BEACH	SC		03/27/2024		0	0	(2)	0	0	0	(2)	0	53	53	0	0
240273581	LENOIR	NC		03/21/2024		0	0	(3)	0	0	0	(3)	0	92	92	0	0
240270702	CHICAGO	IL		03/21/2024		0	0	(3)	0	0	0	(3)	0	114	114	0	0
240269357	KINGMAN	AZ		03/07/2024		0	0	(10)	0	0	0	(10)	0	327	327	0	0
240381020	JENSEN BEACH	FL		03/28/2024		0	0	(11)	0	0	0	(11)	0	385	385	0	0
241026530	POOLVILLE	TX		03/20/2024		0	0	(27)	0	0	0	(27)	0	854	854	0	0
240275867	APOPKA	FL		03/21/2024		0	0	(4)	0	0	0	(4)	0	169	169	0	0
240272955	WINCHESTER	CT		03/21/2024		0	0	(3)	0	0	0	(3)	0	110	110	0	0
241026581	WEST ALLIS	WI		03/20/2024		0	0	(10)	0	0	0	(10)	0	320	320	0	0
231154659	NORTH WILLOWOOD	NJ		03/14/2024		0	0	(13)	0	0	0	(13)	0	418	418	0	0
240270538	CLEVELAND	OH		03/28/2024		0	0	(3)	0	0	0	(3)	0	86	86	0	0
241026625	GARDEN CITY	UT		03/27/2024		0	0	(30)	0	0	0	(30)	0	855	855	0	0
240275180	ALBANY	NY		03/28/2024		0	0	(4)	0	0	0	(4)	0	138	138	0	0
240273516	LENOIR	NC		03/21/2024		0	0	(2)	0	0	0	(2)	0	69	69	0	0
240162388	SEATTLE	WA		03/28/2024		0	0	(10)	0	0	0	(10)	0	346	346	0	0
241026557	MURRELLS INLET	SC		03/20/2024		0	0	(11)	0	0	0	(11)	0	351	351	0	0
240272815	STAMFORD	CT		03/21/2024		0	0	(3)	0	0	0	(3)	0	107	107	0	0
240277004	PEORIA	IL		03/28/2024		0	0	(3)	0	0	0	(3)	0	98	98	0	0
240166819	GARLAND	TX		03/14/2024		0	0	(5)	0	0	0	(5)	0	159	159	0	0
240273276	MYRTLE BEACH	SC		03/21/2024		0	0	(4)	0	0	0	(4)	0	104	104	0	0
241026639	TUCSON	AZ		03/20/2024		0	0	(15)	0	0	0	(15)	0	467	467	0	0
241026245	PRESCOTT	AZ		03/27/2024		0	0	(146)	0	0	0	(146)	0	4,156	4,156	0	0
240276956	JOLIET	IL		03/28/2024		0	0	(4)	0	0	0	(4)	0	138	138	0	0
240269183	ORLANDO	FL		03/07/2024		0	0	(12)	0	0	0	(12)	0	413	413	0	0
240168021	MYRTLE BEACH	SC		03/28/2024		0	0	(2)	0	0	0	(2)	0	70	70	0	0

STATEMENT AS OF JUNE 30, 2024 OF THE Reliance Standard Life Insurance Company

SCHEDULE B - PART 3

Showing All Mortgage Loans DISPOSED, Transferred or Repaid During the Current Quarter

1 Loan Number	2 Location		4 Loan Type	5 Date Acquired	6 Disposal Date	7 Book Value/ Recorded Investment Excluding Accrued Interest Prior Year	8 Change in Book Value/Recorded Investment					14 Book Value/ Recorded Investment Excluding Accrued Interest on Disposal	15 Consid- eration	16 Foreign Exchange Gain (Loss) on Disposal	17 Realized Gain (Loss) on Disposal	18 Total Gain (Loss) on Disposal
	2 City	3 State					8 Unrealized Valuation Increase/ (Decrease)	9 Current Year's (Amortization) /Accretion	10 Current Year's Other- Than- Temporary Impairment Recognized	11 Capitalized Deferred Interest and Other	12 Total Change in Book Value (8+9-10+11)					
240274530	OZARK	MO		03/21/2024		0	0	(2)	0	0	(2)	0	54	54	0	0
241026119	SPRING HILL	FL		03/08/2024		0	0	(13)	0	0	(13)	0	361	361	0	0
241026417	PANAMA CITY BEACH	FL		03/20/2024		0	0	(6)	0	0	(6)	0	189	189	0	0
241026124	CALABASH	NC		03/08/2024		0	0	(14)	0	0	(14)	0	367	367	0	0
240164988	NORTH MYRTLE BEACH	SC		03/07/2024		0	0	(13)	0	0	(13)	0	452	452	0	0
240271411	HENNIKER	NH		03/14/2024		0	0	(10)	0	0	(10)	0	334	334	0	0
240269878	CAMBRIDGE	MD		03/28/2024		0	0	(3)	0	0	(3)	0	99	99	0	0
240269928	MADERA	CA		03/28/2024		0	0	(12)	0	0	(12)	0	400	400	0	0
241026658	LAS VEGAS	NV		03/27/2024		0	0	(7)	0	0	(7)	0	179	179	0	0
241026347	NAMPA	ID		03/08/2024		0	0	(14)	0	0	(14)	0	368	368	0	0
241026594	SANTA FE	TX		03/20/2024		0	0	(6)	0	0	(6)	0	180	180	0	0
240275362	CHARLOTTE	NC		03/21/2024		0	0	(5)	0	0	(5)	0	196	196	0	0
241025989	PHOENIX	AZ		03/20/2024		0	0	(13)	0	0	(13)	0	416	416	0	0
240270017	CHICO	CA		03/07/2024		0	0	(9)	0	0	(9)	0	281	281	0	0
240277830	PITTSBURGH	PA		03/28/2024		0	0	(2)	0	0	(2)	0	56	56	0	0
241026449	NORTH BRANCH	MI		03/20/2024		0	0	(34)	0	0	(34)	0	1,007	1,007	0	0
240269605	NEW YORK	NY		03/14/2024		0	0	(75)	0	0	(75)	0	2,495	2,495	0	0
241026575	LAHAINA	HI		03/27/2024		0	0	(16)	0	0	(16)	0	445	445	0	0
241026505	ALMSVILLE	OR		03/08/2024		0	0	(16)	0	0	(16)	0	443	443	0	0
240167593	EL PASO	TX		03/07/2024		0	0	(7)	0	0	(7)	0	232	232	0	0
BB1177380	GAINESVILLE	FL		03/28/2024		0	0	22	0	0	22	0	443	443	0	0
BB1177540	SANTA ROSA	CA		03/28/2024		0	0	56	0	0	56	0	1,122	1,122	0	0
BB1177650	GOOSE CREEK	SC		03/28/2024		0	0	110	0	0	110	0	512	512	0	0
BB1177370	SCOTTSDALE	AZ		03/28/2024		0	0	79	0	0	79	0	721	721	0	0
BB1177660	ARLINGTON	TX		03/28/2024		0	0	79	0	0	79	0	1,122	1,122	0	0
BB1177670	CONCORD	NC		03/28/2024		0	0	25	0	0	25	0	491	491	0	0
BB1177450	SEATTLE	WA		03/28/2024		0	0	247	0	0	247	0	950	950	0	0
BB1177560	ATLANTA	GA		03/28/2024		0	0	259	0	0	259	0	1,234	1,234	0	0
BB1177360	SAN ANTONIO	TX		03/28/2024		0	0	2	0	0	2	0	148	148	0	0
BB1177510	WOBURN	MA		03/28/2024		0	0	197	0	0	197	0	1,254	1,254	0	0
BB1177620	DESTIN	FL		03/28/2024		0	0	282	0	0	282	0	1,127	1,127	0	0
BB1177470	LAS VEGAS	NV		03/28/2024		0	0	168	0	0	168	0	651	651	0	0
BB1177630	MOUNT VERNON	OH		03/28/2024		0	0	16	0	0	16	0	312	312	0	0
BB1177410	NORTH MYRTLE BEACH	SC		03/28/2024		0	0	6	0	0	6	0	254	254	0	0
BB1177520	FAIRLAIN	OH		03/28/2024		0	0	18	0	0	18	0	365	365	0	0
BB1177590	WADDELL	AZ		03/28/2024		0	0	55	0	0	55	0	396	396	0	0
BB1177640	LAGUNA NIGUEL	CA		03/28/2024		0	0	99	0	0	99	0	1,181	1,181	0	0
BB1177420	FAYETTEVILLE	NC		03/28/2024		0	0	6	0	0	6	0	124	124	0	0
BB1177390	SALISBURY	NC		03/28/2024		0	0	27	0	0	27	0	579	579	0	0
OV3373125	PHILADELPHIA	PA		03/28/2024		0	0	(6)	0	0	(6)	0	241	241	0	0
OV3561673	KISSIMEE	FL		03/28/2024		0	0	(9)	0	0	(9)	0	627	627	0	0
OV3560012	HOUSTON	TX		03/28/2024		0	0	(15)	0	0	(15)	0	418	418	0	0
OV3560380	OCALA	FL		03/28/2024		0	0	1	0	0	1	0	656	656	0	0
OV3563189	PALM COAST	FL		03/28/2024		0	0	(5)	0	0	(5)	0	581	581	0	0
OV3560381	HOUSTON	TX		03/28/2024		0	0	(7)	0	0	(7)	0	274	274	0	0
OV3560909	OREM	UT		03/28/2024		0	0	(19)	0	0	(19)	0	827	827	0	0
OV3561676	FUQUAY VARINA	NC		03/28/2024		0	0	(9)	0	0	(9)	0	663	663	0	0
OV3390744	FRONT ROYAL	VA		03/28/2024		0	0	(6)	0	0	(6)	0	462	462	0	0
OV3560378	VIRGINIA BEACH	VA		03/28/2024		0	0	(11)	0	0	(11)	0	734	734	0	0
OV3412760	HADDONFIELD	NJ		03/28/2024		0	0	(9)	0	0	(9)	0	482	482	0	0
OV3561903	TUCSON	AZ		03/28/2024		0	0	(7)	0	0	(7)	0	293	293	0	0

E02.220

STATEMENT AS OF JUNE 30, 2024 OF THE Reliance Standard Life Insurance Company

SCHEDULE B - PART 3

Showing All Mortgage Loans DISPOSED, Transferred or Repaid During the Current Quarter

1 Loan Number	2 Location		4 Loan Type	5 Date Acquired	6 Disposal Date	7 Book Value/ Recorded Investment Excluding Accrued Interest Prior Year	8 Change in Book Value/Recorded Investment						14 Book Value/ Recorded Investment Excluding Accrued Interest on Disposal	15 Consid- eration	16 Foreign Exchange Gain (Loss) on Disposal	17 Realized Gain (Loss) on Disposal	18 Total Gain (Loss) on Disposal
	2 City	3 State					8 Unrealized Valuation Increase/ (Decrease)	9 Current Year's (Amortization) /Accretion	10 Current Year's Other- Than- Temporary Impairment Recognized	11 Capitalized Deferred Interest and Other	12 Total Change in Book Value (8+9-10+11)	13 Total Foreign Exchange Change in Book Value					
0V3562590	BULLHEAD CITY	AZ		03/28/2024		0	0	(13)	0	0	0	(13)	0	745	745	0	0
0V3560658	LURAY	VA		03/28/2024		0	0	(8)	0	0	0	(8)	0	414	414	0	0
0V3561677	FLOWERY BRANCH	GA		03/28/2024		0	0	(11)	0	0	0	(11)	0	521	521	0	0
0V3366395	NIAGARA FALLS	NY		03/28/2024		0	0	(8)	0	0	0	(8)	0	356	356	0	0
0V3459262	KNOXVILLE	TN		03/28/2024		0	0	(13)	0	0	0	(13)	0	485	485	0	0
0V3562341	WASILLA	AK		03/28/2024		0	0	(10)	0	0	0	(10)	0	439	439	0	0
0V3561391	LEAGUE CITY	TX		03/28/2024		0	0	(11)	0	0	0	(11)	0	442	442	0	0
0V3368330	MERIDEN	CT		03/28/2024		0	0	3	0	0	0	3	0	487	487	0	0
0V3563782	DOUGLASVILLE	GA		03/28/2024		0	0	(12)	0	0	0	(12)	0	514	514	0	0
0V3561911	GRANBURY	TX		03/28/2024		0	0	(9)	0	0	0	(9)	0	859	859	0	0
0V3561392	ARNOLD	CA		03/28/2024		0	0	(11)	0	0	0	(11)	0	631	631	0	0
0V3485413	DALLAS	TX		03/28/2024		0	0	36	0	0	0	36	0	439	439	0	0
0V3564277	BROOKSHIRE	TX		03/28/2024		0	0	(10)	0	0	0	(10)	0	452	452	0	0
0V3559788	SPRING	TX		03/28/2024		0	0	(12)	0	0	0	(12)	0	647	647	0	0
0V3560003	SAINT AUGUSTINE	FL		03/28/2024		0	0	(14)	0	0	0	(14)	0	464	464	0	0
0V3562586	ROYSE CITY	TX		03/28/2024		0	0	(12)	0	0	0	(12)	0	533	533	0	0
0V3363673	DULUTH	GA		03/28/2024		0	0	66	0	0	0	66	0	947	947	0	0
0V3560654	CANYON	TX		03/28/2024		0	0	(14)	0	0	0	(14)	0	465	465	0	0
0V3561908	PHILADELPHIA	PA		03/28/2024		0	0	(13)	0	0	0	(13)	0	1,137	1,137	0	0
0V3562591	SHOW LOW	AZ		03/28/2024		0	0	(16)	0	0	0	(16)	0	738	738	0	0
0V3561146	OCEAN SHORES	WA		03/28/2024		0	0	(22)	0	0	0	(22)	0	1,534	1,534	0	0
0V3485415	LITTLE COMPTON	RI		03/28/2024		0	0	124	0	0	0	124	0	1,073	1,073	0	0
0V3561909	SIMPSONVILLE	SC		03/28/2024		0	0	(12)	0	0	0	(12)	0	524	524	0	0
0V3562596	ORLANDO	FL		03/28/2024		0	0	(13)	0	0	0	(13)	0	578	578	0	0
0V3559499	HELEN	GA		03/28/2024		0	0	(4)	0	0	0	(4)	0	861	861	0	0
0V3564274	TUCSON	AZ		03/28/2024		0	0	(3)	0	0	0	(3)	0	510	510	0	0
0V3560374	PORT CHARLOTTE	FL		03/28/2024		0	0	(15)	0	0	0	(15)	0	655	655	0	0
0V3417035	CLEVELAND	OH		03/28/2024		0	0	(8)	0	0	0	(8)	0	193	193	0	0
241027028	CHARLESTON	WV		04/29/2024		0	0	(6)	0	0	0	(6)	0	201	201	0	0
240276808	BOCA RATON	FL		04/04/2024		0	0	(4)	0	0	0	(4)	0	113	113	0	0
241026153	CORRALES	NM		04/29/2024		0	0	(7)	0	0	0	(7)	0	250	250	0	0
241026605	SUFFOLK	VA		04/03/2024		0	0	(2)	0	0	0	(2)	0	50	50	0	0
240378034	MONROE	NC		04/04/2024		0	0	(5)	0	0	0	(5)	0	173	173	0	0
240276618	CLEVELAND	OH		04/04/2024		0	0	(2)	0	0	0	(2)	0	65	65	0	0
240277129	VIDOR	TX		04/04/2024		0	0	(7)	0	0	0	(7)	0	243	243	0	0
240382515	MIAMI BEACH	FL		04/19/2024		0	0	(8)	0	0	0	(8)	0	627	627	0	0
240379305	SPERRY	OK		04/04/2024		0	0	(4)	0	0	0	(4)	0	145	145	0	0
240381301	FORT WORTH	TX		04/04/2024		0	0	(7)	0	0	0	(7)	0	240	240	0	0
240378356	MYRTLE BEACH	SC		04/04/2024		0	0	(7)	0	0	0	(7)	0	219	219	0	0
241026459	OCALA	FL		04/29/2024		0	0	(4)	0	0	0	(4)	0	136	136	0	0
240382705	SAN ANGELO	TX		04/25/2024		0	0	(4)	0	0	0	(4)	0	157	157	0	0
241026988	PHOENIX	AZ		04/29/2024		0	0	(4)	0	0	0	(4)	0	143	143	0	0
241026816	GIG HARBOR	WA		04/29/2024		0	0	(8)	0	0	0	(8)	0	293	293	0	0
240380618	RAMONA	CA		04/11/2024		0	0	(12)	0	0	0	(12)	0	443	443	0	0
241027123	HAMMOND	LA		04/29/2024		0	0	(3)	0	0	0	(3)	0	96	96	0	0
241027067	SEMINOLE	FL		04/29/2024		0	0	(8)	0	0	0	(8)	0	264	264	0	0
240273102	SANTA MARIA	CA		04/04/2024		0	0	(9)	0	0	0	(9)	0	319	319	0	0
241026877	SOMERSET	MA		04/29/2024		0	0	(9)	0	0	0	(9)	0	313	313	0	0
240380626	BOCA RATON	FL		04/19/2024		0	0	(1)	0	0	0	(1)	0	67	67	0	0
241026402	GILROY	CA		04/03/2024		0	0	(57)	0	0	0	(57)	0	1,705	1,705	0	0
241027198	APTOS	CA		04/29/2024		0	0	(2,460)	0	0	0	(2,460)	0	88,719	88,719	0	0

E02.221

STATEMENT AS OF JUNE 30, 2024 OF THE Reliance Standard Life Insurance Company

SCHEDULE B - PART 3

Showing All Mortgage Loans DISPOSED, Transferred or Repaid During the Current Quarter

1 Loan Number	2 Location		4 Loan Type	5 Date Acquired	6 Disposal Date	7 Book Value/ Recorded Investment Excluding Accrued Interest Prior Year	8 Change in Book Value/Recorded Investment						14 Book Value/ Recorded Investment Excluding Accrued Interest on Disposal	15 Consid- eration	16 Foreign Exchange Gain (Loss) on Disposal	17 Realized Gain (Loss) on Disposal	18 Total Gain (Loss) on Disposal
	2 City	3 State					8 Unrealized Valuation Increase/ (Decrease)	9 Current Year's (Amortization) /Accretion	10 Current Year's Other- Than- Temporary Impairment Recognized	11 Capitalized Deferred Interest and Other	12 Total Change in Book Value (8+9-10+11)	13 Total Foreign Exchange Change in Book Value					
240382150	MYRTLE BEACH	SC		04/19/2024		0	0	(3)	0	0	0	(3)	0	175	175	0	0
241026574	FRANKLIN	NC		04/03/2024		0	0	(16)	0	0	0	(16)	0	470	470	0	0
240277616	MEMPHIS	TN		04/25/2024		0	0	(2)	0	0	0	(2)	0	91	91	0	0
241026738	CLEARWATER	FL		04/03/2024		0	0	(27)	0	0	0	(27)	0	807	807	0	0
241026687	ANTHEM	AZ		04/29/2024		0	0	(16)	0	0	0	(16)	0	569	569	0	0
241026560	GREENWOOD VILLAGE	CO		04/03/2024		0	0	(24)	0	0	0	(24)	0	726	726	0	0
241026066	MIRAMAR BEACH	FL		04/03/2024		0	0	(7)	0	0	0	(7)	0	216	216	0	0
241026878	SUMMERDALE	AL		04/29/2024		0	0	(5)	0	0	0	(5)	0	187	187	0	0
241027027	ALBUQUERQUE	NM		04/29/2024		0	0	(4)	0	0	0	(4)	0	149	149	0	0
240382408	HIGHLANDS RANCH	CO		04/04/2024		0	0	(21)	0	0	0	(21)	0	721	721	0	0
240380634	PLANTATION	FL		04/04/2024		0	0	(6)	0	0	0	(6)	0	209	209	0	0
240379842	WHITTINGHAM	VT		04/25/2024		0	0	(2)	0	0	0	(2)	0	59	59	0	0
240381657	LOCUST GROVE	GA		04/19/2024		0	0	(3)	0	0	0	(3)	0	216	216	0	0
241026846	VALDOSTA	GA		04/03/2024		0	0	(2)	0	0	0	(2)	0	52	52	0	0
241026568	HENDERSON	NV		04/03/2024		0	0	(7)	0	0	0	(7)	0	201	201	0	0
240277624	MEMPHIS	TN		04/25/2024		0	0	(2)	0	0	0	(2)	0	71	71	0	0
241026744	THOMPSONS STATION	TN		04/03/2024		0	0	(20)	0	0	0	(20)	0	605	605	0	0
241026693	COVINGTON	KY		04/03/2024		0	0	(5)	0	0	0	(5)	0	128	128	0	0
241027014	NAPLES	FL		04/29/2024		0	0	(11)	0	0	0	(11)	0	381	381	0	0
240277434	NORTH RICHLAND HILLS	TX		04/04/2024		0	0	(4)	0	0	0	(4)	0	116	116	0	0
241026535	DALLAS	TX		04/29/2024		0	0	(5)	0	0	0	(5)	0	188	188	0	0
240273490	LAWRENCEVILLE	GA		04/04/2024		0	0	(6)	0	0	0	(6)	0	191	191	0	0
240275313	CELEBRATION	FL		04/04/2024		0	0	(579)	0	0	0	(579)	0	20,058	20,058	0	0
241026633	MISSOURI CITY	TX		04/03/2024		0	0	(22)	0	0	0	(22)	0	653	653	0	0
241026703	CHICAGO	IL		04/29/2024		0	0	(13)	0	0	0	(13)	0	459	459	0	0
240277541	COLUMBIA	SC		04/04/2024		0	0	(2)	0	0	0	(2)	0	52	52	0	0
241026399	CENTER VALLEY	PA		04/03/2024		0	0	(8)	0	0	0	(8)	0	221	221	0	0
241026329	PHOENIX	AZ		04/03/2024		0	0	(18)	0	0	0	(18)	0	515	515	0	0
241026787	PUYALLUP	WA		04/29/2024		0	0	(10)	0	0	0	(10)	0	335	335	0	0
240275446	TAMPA	FL		04/04/2024		0	0	(75)	0	0	0	(75)	0	2,604	2,604	0	0
241026978	LAS VEGAS	NV		04/03/2024		0	0	(9)	0	0	0	(9)	0	253	253	0	0
241026259	AUBURN	CA		04/03/2024		0	0	(44)	0	0	0	(44)	0	1,318	1,318	0	0
241026983	SAN JOSE	CA		04/29/2024		0	0	(14)	0	0	0	(14)	0	506	506	0	0
241026690	LAS VEGAS	NV		04/03/2024		0	0	(19)	0	0	0	(19)	0	567	567	0	0
240276485	CLEVELAND	OH		04/04/2024		0	0	(2)	0	0	0	(2)	0	61	61	0	0
240380006	BEND	OR		04/04/2024		0	0	(2)	0	0	0	(2)	0	74	74	0	0
241026895	PANAMA CITY BEACH	FL		04/03/2024		0	0	(13)	0	0	0	(13)	0	379	379	0	0
240383588	POMPANO BEACH	FL		04/19/2024		0	0	(3)	0	0	0	(3)	0	229	229	0	0
241026965	EAST WENATOCHEE	WA		04/29/2024		0	0	(88)	0	0	0	(88)	0	3,025	3,025	0	0
240270355	MILLBURY	MA		04/04/2024		0	0	(19)	0	0	0	(19)	0	676	676	0	0
241026854	NORTH PORT	FL		04/29/2024		0	0	(4)	0	0	0	(4)	0	133	133	0	0
240379362	SAUTEE NACOOCHEE	GA		04/04/2024		0	0	(6)	0	0	0	(6)	0	206	206	0	0
241026728	NEW MARKET	TN		04/29/2024		0	0	(3)	0	0	0	(3)	0	94	94	0	0
241026803	MURRELLS INLET	SC		04/29/2024		0	0	(11)	0	0	0	(11)	0	379	379	0	0
241027156	PANAMA CITY BEACH	FL		04/29/2024		0	0	(4)	0	0	0	(4)	0	143	143	0	0
241026994	SALINAS	CA		04/29/2024		0	0	(8)	0	0	0	(8)	0	290	290	0	0
241026938	ROMEVILLE	IL		04/29/2024		0	0	(5)	0	0	0	(5)	0	186	186	0	0
241026943	MANVEL	TX		04/29/2024		0	0	(11)	0	0	0	(11)	0	392	392	0	0
240270025	SAINT JOHNS	FL		04/25/2024		0	0	(779)	0	0	0	(779)	0	31,196	31,196	0	0
241026766	SAINT LOUIS	MO		04/03/2024		0	0	(18)	0	0	0	(18)	0	541	541	0	0
240277657	MEMPHIS	TN		04/25/2024		0	0	(3)	0	0	0	(3)	0	93	93	0	0

E02.222

STATEMENT AS OF JUNE 30, 2024 OF THE Reliance Standard Life Insurance Company

SCHEDULE B - PART 3

Showing All Mortgage Loans DISPOSED, Transferred or Repaid During the Current Quarter

1 Loan Number	2 Location		4 Loan Type	5 Date Acquired	6 Disposal Date	7 Book Value/ Recorded Investment Excluding Accrued Interest Prior Year	8 Change in Book Value/Recorded Investment					14 Book Value/ Recorded Investment Excluding Accrued Interest on Disposal	15 Consid- eration	16 Foreign Exchange Gain (Loss) on Disposal	17 Realized Gain (Loss) on Disposal	18 Total Gain (Loss) on Disposal	
	2 City	3 State					8 Unrealized Valuation Increase/ (Decrease)	9 Current Year's (Amortization) /Accretion	10 Current Year's Other- Than- Temporary Impairment Recognized	11 Capitalized Deferred Interest and Other	12 Total Change in Book Value (8+9-10+11)						13 Total Foreign Exchange Change in Book Value
241026911	ALAMO	CA		04/03/2024		0	0	(2,680)	0	0	0	(2,680)	0	81,097	81,097	0	0
241026613	SAN ANTONIO	TX		04/29/2024		0	0	(34)	0	0	0	(34)	0	1,130	1,130	0	0
240276519	SAN DIEGO	CA		04/04/2024		0	0	(7)	0	0	0	(7)	0	219	219	0	0
241026683	NAMPA	ID		04/03/2024		0	0	(7)	0	0	0	(7)	0	219	219	0	0
241026564	WAIKOLA	HI		04/03/2024		0	0	(12)	0	0	0	(12)	0	367	367	0	0
241026804	FRIENDSWOOD	TX		04/29/2024		0	0	(19)	0	0	0	(19)	0	682	682	0	0
240273904	BEVERLY	MA		04/04/2024		0	0	(9)	0	0	0	(9)	0	289	289	0	0
241026702	COTTAGE GROVE	MIN.		04/03/2024		0	0	(3,353)	0	0	0	(3,353)	0	97,000	97,000	0	0
241026577	ROSHARON	TX		04/03/2024		0	0	(4)	0	0	0	(4)	0	114	114	0	0
BB1186080	ALBUQUERQUE	NM		04/30/2024		0	0	166	0	0	0	166	0	800	800	0	0
BB1186040	UPPER MARLBORO	MD		04/30/2024		0	0	0	0	0	0	0	0	9,600	9,600	0	0
OV3558582	NOKOMIS	FL		04/29/2024		0	0	(3)	0	0	0	(3)	0	195	195	0	0
OV3568850	GEORGETOWN	KY		04/29/2024		0	0	(2)	0	0	0	(2)	0	214	214	0	0
OV3558358	BOWIE	TX		04/29/2024		0	0	(3)	0	0	0	(3)	0	491	491	0	0
OV3560013	SEVIERVILLE	TN		04/29/2024		0	0	(4)	0	0	0	(4)	0	361	361	0	0
OV3558583	SEBASTIAN	FL		04/29/2024		0	0	(6)	0	0	0	(6)	0	403	403	0	0
OV3569952	PEORIA	AZ		04/29/2024		0	0	0	0	0	0	0	0	706	706	0	0
OV3557869	OAKLAND PARK	FL		04/29/2024		0	0	(4)	0	0	0	(4)	0	983	983	0	0
OV3565690	SAINT GEORGE	UT		04/29/2024		0	0	(7)	0	0	0	(7)	0	748	748	0	0
OV3568847	TUCSON	AZ		04/29/2024		0	0	(1)	0	0	0	(1)	0	423	423	0	0
OV3560908	SAINT AUGUSTINE	FL		04/29/2024		0	0	(3)	0	0	0	(3)	0	430	430	0	0
OV3517752	HOUSTON	TX		04/29/2024		0	0	(7)	0	0	0	(7)	0	346	346	0	0
OV3557358	OCALA	FL		04/29/2024		0	0	(2)	0	0	0	(2)	0	112	112	0	0
OV3567826	KENMORE	NY		04/29/2024		0	0	(6)	0	0	0	(6)	0	798	798	0	0
OV3497721	GILCHRIST	TX		04/29/2024		0	0	2	0	0	0	2	0	473	473	0	0
OV3495086	FLEMINGTON	MO		04/29/2024		0	0	1	0	0	0	1	0	302	302	0	0
OV3557151	TWENTYNINE PALMS	CA		04/29/2024		0	0	(5)	0	0	0	(5)	0	296	296	0	0
OV3568372	DENISON	TX		04/29/2024		0	0	(2)	0	0	0	(2)	0	80	80	0	0
OV3558154	WACO	TX		04/29/2024		0	0	(3)	0	0	0	(3)	0	411	411	0	0
OV3520587	PAYSON	AZ		04/29/2024		0	0	(6)	0	0	0	(6)	0	380	380	0	0
OV3569493	TUCSON	AZ		04/29/2024		0	0	(1)	0	0	0	(1)	0	459	459	0	0
OV3566632	SAVANNAH	GA		04/29/2024		0	0	(1)	0	0	0	(1)	0	347	347	0	0
OV3562592	KISSIMEE	FL		04/29/2024		0	0	(4)	0	0	0	(4)	0	823	823	0	0
OV3566031	VIRGINIA BEACH	VA		04/29/2024		0	0	0	0	0	0	0	0	159	159	0	0
OV3556704	HARTFORD	TN		04/29/2024		0	0	(3)	0	0	0	(3)	0	259	259	0	0
OV3520238	BRIAN HEAD	UT		04/29/2024		0	0	(3)	0	0	0	(3)	0	343	343	0	0
OV3566269	BACLIFF	TX		04/29/2024		0	0	(3)	0	0	0	(3)	0	246	246	0	0
OV3499558	WESTLAKE	FL		04/29/2024		0	0	(2)	0	0	0	(2)	0	381	381	0	0
241027584	EVANSTON	IL		04/30/2024		0	0	(4)	0	0	0	(4)	0	133	133	0	0
241027006	SAINT PETERSBURG	FL		04/30/2024		0	0	(3)	0	0	0	(3)	0	107	107	0	0
BB1183230	NORFOLK	VA		05/17/2024		0	0	23	0	0	0	23	0	156	156	0	0
BB1183570	ADELANTO	CA		05/17/2024		0	0	70	0	0	0	70	0	311	311	0	0
BB1182960	ACWORTH	GA		05/17/2024		0	0	44	0	0	0	44	0	315	315	0	0
BB1182620	PHILADELPHIA	PA		05/17/2024		0	0	93	0	0	0	93	0	243	243	0	0
BB1183300	ADOLPHUS	KY		05/17/2024		0	0	25	0	0	0	25	0	215	215	0	0
BB1183370	PHILADELPHIA	PA		05/17/2024		0	0	139	0	0	0	139	0	623	623	0	0
BB1183710	ARLINGTON	TX		05/17/2024		0	0	71	0	0	0	71	0	488	488	0	0
BB1182750	EVERETT	WA		05/17/2024		0	0	223	0	0	0	223	0	1,077	1,077	0	0
BB1183240	PORTSMOUTH	VA		05/17/2024		0	0	21	0	0	0	21	0	175	175	0	0
BB1183510	ROCKVILLE	MD		05/17/2024		0	0	0	0	0	0	0	0	957	957	0	0
BB1182950	SMITHVILLE	TN		05/17/2024		0	0	44	0	0	0	44	0	294	294	0	0

E02.223

STATEMENT AS OF JUNE 30, 2024 OF THE Reliance Standard Life Insurance Company

SCHEDULE B - PART 3

Showing All Mortgage Loans DISPOSED, Transferred or Repaid During the Current Quarter

1 Loan Number	2 Location		4 Loan Type	5 Date Acquired	6 Disposal Date	7 Book Value/ Recorded Investment Excluding Accrued Interest Prior Year	8 Change in Book Value/Recorded Investment						14 Book Value/ Recorded Investment Excluding Accrued Interest on Disposal	15 Consid- eration	16 Foreign Exchange Gain (Loss) on Disposal	17 Realized Gain (Loss) on Disposal	18 Total Gain (Loss) on Disposal
	2 City	3 State					8 Unrealized Valuation Increase/ (Decrease)	9 Current Year's (Amortization) /Accretion	10 Current Year's Other- Than- Temporary Impairment Recognized	11 Capitalized Deferred Interest and Other	12 Total Change in Book Value (8+9-10+11)	13 Total Foreign Exchange Change in Book Value					
BB1183580	MILFORD	CT		05/17/2024		0	0	19	0	0	0	19	0	368	368	0	0
BB1183110	MIAMI	FL		05/17/2024		0	0	102	0	0	0	102	0	706	706	0	0
BB1183790	SAN ANGELO	TX		05/17/2024		0	0	204	0	0	0	204	0	1,178	1,178	0	0
BB1183720	STUART	FL		05/17/2024		0	0	64	0	0	0	64	0	446	446	0	0
BB1182740	QUINCY	IA		05/17/2024		0	0	144	0	0	0	144	0	600	600	0	0
BB1183450	HAZLETON	PA		05/17/2024		0	0	130	0	0	0	130	0	628	628	0	0
BB1183250	NEWPORT NEWS	VA		05/17/2024		0	0	7	0	0	0	7	0	84	84	0	0
BB1182610	AIEA	HI		05/17/2024		0	0	48	0	0	0	48	0	304	304	0	0
BB1182810	NEW SMYRNA BEACH	FL		05/17/2024		0	0	70	0	0	0	70	0	629	629	0	0
BB1183730	PECAN GROVE	TX		05/17/2024		0	0	61	0	0	0	61	0	546	546	0	0
BB1182940	LOS ANGELES	CA		05/17/2024		0	0	210	0	0	0	210	0	1,063	1,063	0	0
BB1183260	NEWPORT NEWS	VA		05/17/2024		0	0	15	0	0	0	15	0	117	117	0	0
BB1183060	LYNWOOD	WA		05/17/2024		0	0	197	0	0	0	197	0	1,111	1,111	0	0
BB1183330	NEWPORT NEWS	VA		05/17/2024		0	0	35	0	0	0	35	0	180	180	0	0
BB1183270	HAMPTON	VA		05/17/2024		0	0	30	0	0	0	30	0	94	94	0	0
BB1182930	MANSFIELD	TX		05/17/2024		0	0	50	0	0	0	50	0	411	411	0	0
BB1183610	WHARTON	NJ		05/17/2024		0	0	35	0	0	0	35	0	314	314	0	0
BB1182850	CATASAUQUA	PA		05/17/2024		0	0	(181)	0	0	0	(181)	0	227	227	0	0
BB1183280	NEWPORT NEWS	VA		05/17/2024		0	0	7	0	0	0	7	0	111	111	0	0
BB1182650	COLUMBIA	SC		05/17/2024		0	0	51	0	0	0	51	0	223	223	0	0
BB1182920	MARINA DEL REY	CA		05/17/2024		0	0	180	0	0	0	180	0	1,089	1,089	0	0
BB1182910	MCDONOUGH	GA		05/17/2024		0	0	50	0	0	0	50	0	299	299	0	0
BB1183350	KNOXVILLE	TN		05/17/2024		0	0	172	0	0	0	172	0	773	773	0	0
BB1182840	CHARLOTTE	NC		05/17/2024		0	0	307	0	0	0	307	0	307	307	0	0
BB1182710	CHARLOTTESVILLE	VA		05/17/2024		0	0	173	0	0	0	173	0	900	900	0	0
BB1183290	RAINBOW CITY	AL		05/17/2024		0	0	22	0	0	0	22	0	217	217	0	0
BB1182900	LITTLETON	CO		05/17/2024		0	0	140	0	0	0	140	0	752	752	0	0
BB1183360	MIAMI GARDENS	FL		05/17/2024		0	0	92	0	0	0	92	0	633	633	0	0
BB1183630	FOLEY	MIN		05/17/2024		0	0	106	0	0	0	106	0	643	643	0	0
BB1183770	NEW YORK	NY		05/17/2024		0	0	193	0	0	0	193	0	882	882	0	0
OV3505474	SAINT MICHAEL	MIN		05/29/2024		0	0	0	0	0	0	0	0	332	332	0	0
OV3518129	SAVANNAH	GA		05/29/2024		0	0	(3)	0	0	0	(3)	0	245	245	0	0
OV3502254	WILMINGTON	NC		05/29/2024		0	0	(1)	0	0	0	(1)	0	176	176	0	0
OV3503009	JACKSONVILLE	FL		05/29/2024		0	0	(3)	0	0	0	(3)	0	223	223	0	0
OV3492050	KEYSTONE	CO		05/29/2024		0	0	(5)	0	0	0	(5)	0	504	504	0	0
OV3505480	KNOXVILLE	TN		05/29/2024		0	0	(4)	0	0	0	(4)	0	189	189	0	0
OV3518910	FLAGSTAFF	AZ		05/29/2024		0	0	(3)	0	0	0	(3)	0	387	387	0	0
OV3504317	BROKEN BOW	OK		05/29/2024		0	0	(3)	0	0	0	(3)	0	382	382	0	0
OV3497724	LAKE GEORGE	CO		05/29/2024		0	0	0	0	0	0	0	0	275	275	0	0
OV3502763	HAPPY JACK	AZ		05/29/2024		0	0	(3)	0	0	0	(3)	0	355	355	0	0
OV3503280	DAYTONA BEACH	FL		05/29/2024		0	0	(4)	0	0	0	(4)	0	254	254	0	0
OV3504318	MIAMI	FL		05/29/2024		0	0	(4)	0	0	0	(4)	0	390	390	0	0
OV3505473	SAVANNAH	GA		05/29/2024		0	0	(7)	0	0	0	(7)	0	429	429	0	0
240383869	NORTH PORT	FL		05/02/2024		0	0	(6)	0	0	0	(6)	0	246	246	0	0
241027316	POST FALLS	ID		05/21/2024		0	0	(12)	0	0	0	(12)	0	350	350	0	0
241027419	FRESNO	CA		05/21/2024		0	0	(15)	0	0	0	(15)	0	455	455	0	0
240381913	MYRTLE BEACH	SC		05/02/2024		0	0	(10)	0	0	0	(10)	0	378	378	0	0
LN0010740	JAMAICA	NY		05/10/2019		0	0	0	0	0	0	0	0	1,019,085	1,019,085	0	0
LN0010741	JAMAICA	NY		05/10/2019		0	0	0	0	0	0	0	0	499,263	499,263	0	0
LN0010742	JAMAICA	NY		05/10/2019		0	0	0	0	0	0	0	0	112,190	112,190	0	0
LN0011279	JAMAICA	NY		05/10/2019		0	0	0	0	0	0	0	0	1,032,617	1,032,617	0	0

E02.224

STATEMENT AS OF JUNE 30, 2024 OF THE Reliance Standard Life Insurance Company

SCHEDULE B - PART 3

Showing All Mortgage Loans DISPOSED, Transferred or Repaid During the Current Quarter

1 Loan Number	2 Location		4 Loan Type	5 Date Acquired	6 Disposal Date	7 Book Value/ Recorded Investment Excluding Accrued Interest Prior Year	8 Change in Book Value/Recorded Investment						14 Book Value/ Recorded Investment Excluding Accrued Interest on Disposal	15 Consid- eration	16 Foreign Exchange Gain (Loss) on Disposal	17 Realized Gain (Loss) on Disposal	18 Total Gain (Loss) on Disposal
	2 City	3 State					8 Unrealized Valuation Increase/ (Decrease)	9 Current Year's (Amortization) /Accretion	10 Current Year's Other- Than- Temporary Impairment Recognized	11 Capitalized Deferred Interest and Other	12 Total Change in Book Value (8+9-10+11)	13 Total Foreign Exchange Change in Book Value					
LN0011280	JAMAICA	NY		05/10/2019		0	0	0	0	0	0	0	619,570	619,570	0	0	0
LN0011281	JAMAICA	NY		11/08/2019		0	0	0	0	0	0	0	623,738	623,738	0	0	0
LN0011282	JAMAICA	NY		11/08/2019		0	0	0	0	0	0	0	374,243	374,243	0	0	0
LN0011283	JAMAICA	NY		05/10/2019		0	0	0	0	0	0	0	63,811	63,811	0	0	0
LN0011284	JAMAICA	NY		05/10/2019		0	0	0	0	0	0	0	38,286	38,286	0	0	0
LN0011285	JAMAICA	NY		05/08/2020		0	0	0	0	0	0	0	65,467	65,467	0	0	0
LN0011286	JAMAICA	NY		05/08/2020		0	0	0	0	0	0	0	39,280	39,280	0	0	0
LN0012191	VIENNA	VA		11/08/2023		0	0	41	0	0	41	0	0	0	0	0	0
LN0016086	LONG BEACH	NY		08/04/2021		0	0	10,914	0	0	10,914	0	2,603,931	2,603,931	0	0	0
LN0016431	LONG BEACH	NY		08/04/2021		0	0	756	0	0	756	0	173,595	173,595	0	0	0
LN0016432	LONG BEACH	NY		05/20/2024		0	0	63,082	0	0	63,082	0	10,236,000	10,236,000	0	0	0
LN0017862	LONG BEACH	NY		05/20/2024		0	0	200,583	0	0	200,583	0	33,521,149	33,521,149	0	0	0
LN0017863	LONG BEACH	NY		05/20/2024		0	0	13,740	0	0	13,740	0	2,266,461	2,266,461	0	0	0
LN0017864	LONG BEACH	NY		05/20/2024		0	0	16,364	0	0	16,364	0	2,259,920	2,259,920	0	0	0
LN0017865	LONG BEACH	NY		05/20/2024		0	0	865	0	0	865	0	118,943	118,943	0	0	0
LN0017866	LONG BEACH	NY		08/04/2021		0	0	5,118	0	0	5,118	0	1,221,069	1,221,069	0	0	0
LN0017867	LONG BEACH	NY		08/04/2021		0	0	354	0	0	354	0	81,405	81,405	0	0	0
LN0017868	LONG BEACH	NY		05/20/2024		0	0	94,063	0	0	94,063	0	15,719,179	15,719,179	0	0	0
LN0017869	LONG BEACH	NY		05/20/2024		0	0	6,441	0	0	6,441	0	1,062,819	1,062,819	0	0	0
LN0017870	LONG BEACH	NY		05/20/2024		0	0	7,674	0	0	7,674	0	1,059,752	1,059,752	0	0	0
LN0017871	LONG BEACH	NY		05/20/2024		0	0	405	0	0	405	0	55,776	55,776	0	0	0
LN0017872	LONG BEACH	NY		05/20/2024		0	0	29,581	0	0	29,581	0	4,800,000	4,800,000	0	0	0
LN0018017	SAN LUIS OBISPO	CA		08/06/2021		0	0	43,368	0	0	43,368	0	27,580,000	27,580,000	0	0	0
LN0018022	SAN LUIS OBISPO	CA		08/06/2021		0	0	20,412	0	0	20,412	0	11,820,000	11,820,000	0	0	0
LN0019799	BROOKLYN	NY		12/09/2022		0	0	0	0	0	0	0	18,165,325	18,165,325	0	0	0
LN0019800	BROOKLYN	NY		12/09/2022		0	0	0	0	0	0	0	6,605,573	6,605,573	0	0	0
LN0019801	BROOKLYN	NY		12/30/2021		0	0	0	0	0	0	0	8,256,966	8,256,966	0	0	0
LN0020938	WEST PALM BEACH	FL		05/16/2024		0	0	206,331	0	0	206,331	0	27,183,448	27,183,448	0	0	0
LN0021830	WEST PALM BEACH	FL		05/16/2024		0	0	7,638	0	0	7,638	0	984,908	984,908	0	0	0
LN0022316	WEST PALM BEACH	FL		05/16/2024		0	0	87,096	0	0	87,096	0	11,227,946	11,227,946	0	0	0
000244136	UNION BEACH	NJ		10/23/2019		0	0	(19,352)	0	0	(19,352)	0	16,654	16,654	0	0	0
0299999. Mortgages with partial repayments																	
000019238	MYRTLE BEACH	SC		05/25/2023	04/22/2024	193,551	0	(4,932)	0	0	(4,932)	0	188,619	188,619	0	30,210	30,210
000237342	CAMDEN	NJ		10/23/2019	06/17/2024	1,720	0	(365)	0	0	(365)	0	1,355	1,355	0	0	0
000237380	HUEYTOWN	AL		10/23/2019	05/15/2024	71,184	0	1,273	0	0	1,273	0	72,458	72,458	0	0	0
000237406	BRIDGEPORT	CT		10/23/2019	05/15/2024	227,550	0	38,037	0	0	38,037	0	265,587	265,587	0	0	0
000237407	WHITEHALL	PA		10/23/2019	04/15/2024	79,409	0	4,555	0	0	4,555	0	83,964	83,964	0	0	0
000237532	CANTON	MI		10/23/2019	04/15/2024	80,648	0	11,965	0	0	11,965	0	92,612	92,612	0	0	0
000237753	HUMBLE	TX		10/23/2019	04/15/2024	53,768	0	9,142	0	0	9,142	0	62,909	62,909	0	0	0
000237882	WHITE HOUSE	TN		10/23/2019	06/17/2024	111,661	0	8,058	0	0	8,058	0	119,720	119,720	0	0	0
000238025	MARTINSVILLE	VA		10/23/2019	04/15/2024	64,289	0	2,018	0	0	2,018	0	66,306	66,306	0	0	0
000238081	NEWTON	NC		10/23/2019	06/17/2024	54,672	0	3,212	0	0	3,212	0	57,884	57,884	0	0	0
000238145	OBERLIN	LA		10/23/2019	06/17/2024	50,691	0	2,922	0	0	2,922	0	53,613	53,613	0	0	0
000238777	DRESSER	WI		10/23/2019	06/17/2024	58,365	0	316	0	0	316	0	58,681	58,681	0	0	0
000238872	JOLIET	IL		10/23/2019	05/15/2024	138,818	0	(19,778)	0	0	(19,778)	0	119,040	119,040	0	0	0
000238907	MASON	MI		10/23/2019	06/17/2024	135,940	0	13,040	0	0	13,040	0	148,980	148,980	0	0	0
000238999	NATCHEZ	MS		10/23/2019	06/01/2024	13,723	0	(13,723)	0	0	(13,723)	0	0	0	0	0	0
000239305	RAYWICK	KY		10/23/2019	06/17/2024	30,982	0	12,698	0	0	12,698	0	43,679	43,679	0	0	0
000239421	FORT WAYNE	IN		10/23/2019	05/15/2024	64,775	0	13,169	0	0	13,169	0	77,944	77,944	0	0	0
000239531	COTTAGE HILLS	IL		10/23/2019	05/15/2024	58,445	0	1,638	0	0	1,638	0	60,083	60,083	0	0	0
000239562	SEVIERVILLE	TN		10/23/2019	04/15/2024	91,140	0	8,380	0	0	8,380	0	99,520	99,520	0	0	0

E02.225

STATEMENT AS OF JUNE 30, 2024 OF THE Reliance Standard Life Insurance Company

SCHEDULE B - PART 3

Showing All Mortgage Loans DISPOSED, Transferred or Repaid During the Current Quarter

1 Loan Number	2 Location		4 Loan Type	5 Date Acquired	6 Disposal Date	7 Book Value/ Recorded Investment Excluding Accrued Interest Prior Year	8 Change in Book Value/Recorded Investment						14 Book Value/ Recorded Investment Excluding Accrued Interest on Disposal	15 Consid- eration	16 Foreign Exchange Gain (Loss) on Disposal	17 Realized Gain (Loss) on Disposal	18 Total Gain (Loss) on Disposal
	2 City	3 State					8 Unrealized Valuation Increase/ (Decrease)	9 Current Year's (Amortization) /Accretion	10 Current Year's Other- Than- Temporary Impairment Recognized	11 Capitalized Deferred Interest and Other	12 Total Change in Book Value (8+9-10+11)	13 Total Foreign Exchange Change in Book Value					
000239614	BARNEGAT	NJ		10/23/2019	04/15/2024	136,693	0	9,994	0	0	0	9,994	0	146,687	146,687	0	0
000239636	CHRISTIANA	TN		10/23/2019	04/15/2024	112,728	0	(2,288)	0	0	0	(2,288)	0	110,440	110,440	0	0
000239851	SAN ELIZARIO	TX		10/23/2019	06/17/2024	80,786	0	4,399	0	0	0	4,399	0	85,185	85,185	0	0
000239997	EATON	OH		10/23/2019	04/15/2024	50,179	0	1,084	0	0	0	1,084	0	51,263	51,263	0	0
000240001	BROWNWOOD	TX		10/23/2019	05/15/2024	72,113	0	(974)	0	0	0	(974)	0	71,140	71,140	0	0
000240129	MACHESNEY PARK	IL		10/23/2019	06/17/2024	108,148	0	6,186	0	0	0	6,186	0	114,334	114,334	0	0
000240454	WINDER	GA		10/23/2019	04/15/2024	75,029	0	(2,212)	0	0	0	(2,212)	0	72,817	72,817	0	0
000240469	ROMNEY	IN		10/23/2019	04/15/2024	51,315	0	2,984	0	0	0	2,984	0	54,299	54,299	0	0
000240764	ORANGEBURG	SC		10/23/2019	04/15/2024	122,929	0	4,187	0	0	0	4,187	0	127,117	127,117	0	0
000240977	CHATTANOOGA	TN		10/23/2019	04/15/2024	123,478	0	(4,830)	0	0	0	(4,830)	0	118,648	118,648	0	0
000241003	NOBLESVILLE	IN		10/23/2019	04/15/2024	165,804	0	9,124	0	0	0	9,124	0	174,929	174,929	0	0
000241044	BELLEFONTAINE	OH		10/23/2019	05/15/2024	66,219	0	3,513	0	0	0	3,513	0	69,732	69,732	0	0
000241152	FLORENCE	AZ		10/23/2019	05/15/2024	167,175	0	6,550	0	0	0	6,550	0	173,726	173,726	0	0
000241378	WEST VALLEY CITY	UT		10/23/2019	05/15/2024	131,610	0	4,773	0	0	0	4,773	0	136,383	136,383	0	0
000241396	NEWARK	NJ		10/23/2019	04/15/2024	129,697	0	(1,881)	0	0	0	(1,881)	0	127,816	127,816	0	0
000241831	LONGWOOD	FL		10/23/2019	05/15/2024	230,294	0	(22,545)	0	0	0	(22,545)	0	207,748	207,748	0	0
000242110	BOSSIER CITY	LA		10/23/2019	05/15/2024	157,753	0	(8,227)	0	0	0	(8,227)	0	149,527	149,527	0	0
000242306	LAVON	TX		10/23/2019	05/15/2024	99,198	0	3,989	0	0	0	3,989	0	103,188	103,188	0	0
000242357	RICHMOND	VA		10/23/2019	05/15/2024	77,050	0	14,748	0	0	0	14,748	0	91,797	91,797	0	0
000242691	FORT WORTH	TX		10/23/2019	04/15/2024	211,742	0	38,682	0	0	0	38,682	0	250,424	250,424	0	0
000242876	NEOSHO	MO		10/23/2019	05/15/2024	111,920	0	3,847	0	0	0	3,847	0	115,767	115,767	0	0
000242925	ALLEGAN	MI		10/23/2019	05/15/2024	24,691	0	5,618	0	0	0	5,618	0	30,310	30,310	0	0
000243119	ROGUE RIVER	OR		10/23/2019	05/15/2024	145,438	0	40,421	0	0	0	40,421	0	185,859	185,859	0	0
000243234	LEANDER	TX		10/23/2019	05/15/2024	143,488	0	5,332	0	0	0	5,332	0	148,820	148,820	0	0
000243236	POOLER	GA		10/23/2019	04/15/2024	157,440	0	951	0	0	0	951	0	158,391	158,391	0	0
000243421	BENTON	AR		10/23/2019	05/15/2024	41,809	0	3,938	0	0	0	3,938	0	45,747	45,747	0	0
000243641	BELTON	TX		10/23/2019	04/15/2024	1,844	0	14,313	0	0	0	14,313	0	16,157	16,157	0	0
000243657	APACHE JUNCTION	AZ		10/23/2019	06/17/2024	189,127	0	2,475	0	0	0	2,475	0	191,602	191,602	0	0
000243697	RAYMONDVILLE	TX		10/23/2019	04/15/2024	10,317	0	(1,519)	0	0	0	(1,519)	0	8,798	8,798	0	0
000243801	MOORESBURG	TN		10/23/2019	05/15/2024	107,044	0	9,858	0	0	0	9,858	0	116,902	116,902	0	0
000243961	ROCKWALL	TX		10/23/2019	06/17/2024	29,470	0	1,205	0	0	0	1,205	0	30,675	30,675	0	0
000244003	MONTGOMERY	AL		10/23/2019	04/15/2024	106,124	0	13,764	0	0	0	13,764	0	119,888	119,888	0	0
000244004	CHARLOTTE	NC		10/23/2019	05/15/2024	156,184	0	2,955	0	0	0	2,955	0	159,140	159,140	0	0
000244046	DALLAS	GA		10/23/2019	06/17/2024	105,514	0	836	0	0	0	836	0	106,350	106,350	0	0
000244441	CLEAR BROOK	VA		10/23/2019	05/15/2024	247,998	0	16,326	0	0	0	16,326	0	264,324	264,324	0	0
000249109	PEARL RIVER	LA		10/23/2019	06/17/2024	79,377	0	4,419	0	0	0	4,419	0	83,796	83,796	0	0
002374835	TUCSON	AZ		02/01/2021	04/01/2024	119,663	0	0	0	0	0	0	0	119,663	105,967	(13,696)	(13,696)
023020260	SPRING	TX		04/17/2023	06/21/2024	470,092	0	(12,032)	0	0	0	(12,032)	0	458,061	458,061	0	0
023030056	HESPERIA	CA		04/27/2023	05/22/2024	372,070	0	(10,210)	0	0	0	(10,210)	0	361,859	361,859	0	0
023040163	SCOTTSDALE	AZ		06/08/2023	05/22/2024	1,199,683	0	(10,005)	0	0	0	(10,005)	0	1,189,678	1,189,678	0	0
023050039	BURLINGTON	IA		07/07/2023	06/21/2024	112,857	0	(991)	0	0	0	(991)	0	111,866	111,866	0	0
023060015	PHOENIX	AZ		08/07/2023	06/21/2024	347,628	0	(8,956)	0	0	0	(8,956)	0	338,671	338,671	0	0
023060152	TENAFLY	NJ		07/20/2023	06/21/2024	400,609	0	(6,731)	0	0	0	(6,731)	0	393,878	393,878	0	0
102041778	GARLAND	TX		11/03/2020	04/09/2024	166,429	0	0	0	0	0	0	0	166,429	163,710	(2,719)	(2,719)
102043170	SAINT LOUIS	MO		11/03/2020	04/09/2024	148,182	0	0	0	0	0	0	0	148,182	138,463	(9,720)	(9,720)
1765-R	MIAMI	FL		08/15/2023	06/21/2024	234,757	0	0	0	0	0	0	0	234,757	234,757	0	0
1803-R	JACKSONVILLE	FL		09/08/2023	06/21/2024	185,621	0	0	0	0	0	0	0	185,621	185,621	0	0
1805-R	CHICAGO	IL		09/08/2023	05/22/2024	284,750	0	0	0	0	0	0	0	284,750	284,750	0	0
1811-R	LAWRENCEVILLE	GA		09/08/2023	04/22/2024	198,400	0	0	0	0	0	0	0	198,400	198,400	0	0
1812-R	DAVENPORT	FL		09/08/2023	04/22/2024	500,500	0	0	0	0	0	0	0	500,500	500,500	0	0
1821-RC	LEHIGH ACRES	FL		10/16/2023	05/22/2024	192,883	0	0	0	0	0	0	0	192,883	192,883	0	0

E02.226

STATEMENT AS OF JUNE 30, 2024 OF THE Reliance Standard Life Insurance Company

SCHEDULE B - PART 3

Showing All Mortgage Loans DISPOSED, Transferred or Repaid During the Current Quarter

1 Loan Number	2 Location		4 Loan Type	5 Date Acquired	6 Disposal Date	7 Book Value/ Recorded Investment Excluding Accrued Interest Prior Year	8 Change in Book Value/Recorded Investment					14 Book Value/ Recorded Investment Excluding Accrued Interest on Disposal	15 Consid- eration	16 Foreign Exchange Gain (Loss) on Disposal	17 Realized Gain (Loss) on Disposal	18 Total Gain (Loss) on Disposal	
	2 City	3 State					8 Unrealized Valuation Increase/ (Decrease)	9 Current Year's (Amortization) /Accretion	10 Current Year's Other- Than- Temporary Impairment Recognized	11 Capitalized Deferred Interest and Other	12 Total Change in Book Value (8+9-10+11)						13 Total Foreign Exchange Change in Book Value
1826-R	POMPANO BEACH	FL		09/22/2023	04/22/2024	193,000	0	0	0	0	0	0	193,000	193,000	0	0	0
1827-R	MARGATE	FL		09/22/2023	05/22/2024	344,250	0	0	0	0	0	0	344,250	344,250	0	0	0
230185241	ENGLEWOOD	FL		03/10/2023	06/21/2024	206,016	0	(6,361)	0	0	(6,361)	0	199,656	199,656	0	0	0
230187585	MESA	AZ		03/24/2023	04/22/2024	343,111	0	(11,253)	0	0	(11,253)	0	331,858	331,858	0	0	0
230289860	MIAMI SHORES	FL		06/09/2023	04/22/2024	644,412	0	(18,162)	0	0	(18,162)	0	626,250	626,250	0	0	0
230290009	BRADENTON	FL		03/02/2023	06/21/2024	244,664	0	(7,657)	0	0	(7,657)	0	237,007	237,007	0	0	0
230290264	SAINT PETERSBURG	FL		03/31/2023	06/21/2024	336,692	0	(7,173)	0	0	(7,173)	0	329,519	329,519	0	0	0
230291999	CANTON	GA		03/31/2023	06/21/2024	286,014	0	(6,867)	0	0	(6,867)	0	279,147	279,147	0	0	0
230293441	TAMPA	FL		07/10/2023	06/21/2024	308,506	0	(8,403)	0	0	(8,403)	0	300,102	300,102	0	0	0
230397408	NORTH EAST	PA		05/02/2023	04/22/2024	150,240	0	(4,658)	0	0	(4,658)	0	145,582	145,582	0	0	0
230397846	LOXAHATCHEE	FL		04/21/2023	06/21/2024	615,980	0	(11,317)	0	0	(11,317)	0	604,663	604,663	0	0	0
230402000	CENTRAL FALLS	RI		05/18/2023	04/22/2024	351,016	0	(12,008)	0	0	(12,008)	0	339,008	339,008	0	0	0
230402612	DETROIT	MI		05/30/2023	06/21/2024	135,983	0	(5,098)	0	0	(5,098)	0	130,885	130,885	0	0	0
230405375	ORLANDO	FL		06/09/2023	06/21/2024	797,756	0	(14,804)	0	0	(14,804)	0	782,952	782,952	0	0	0
230507329	MILWAUKEE	WI		07/20/2023	05/31/2024	61,750	0	0	0	0	0	0	61,750	61,750	0	0	0
230508517	GREENCASTLE	PA		06/16/2023	05/22/2024	487,042	0	(11,699)	0	0	(11,699)	0	475,343	475,343	0	0	0
230508848	COLLINSVILLE	TX		07/10/2023	04/22/2024	971,671	0	(26,456)	0	0	(26,456)	0	945,215	945,215	0	0	0
230614802	TYLER	TX		08/18/2023	04/22/2024	126,856	0	(2,628)	0	0	(2,628)	0	124,228	124,228	0	0	0
230615379	CHATTANOOGA	TN		07/20/2023	05/22/2024	156,000	0	0	0	0	0	0	156,000	156,000	0	0	0
230616690	BALTIMORE	MD		07/14/2023	06/21/2024	172,168	0	(4,181)	0	0	(4,181)	0	167,987	167,987	0	0	0
230616757	JEFFERSONVILLE	IN		07/14/2023	05/22/2024	282,572	0	(7,075)	0	0	(7,075)	0	275,497	275,497	0	0	0
230618563	GARLAND	TX		07/20/2023	05/31/2024	156,500	0	0	0	0	0	0	156,500	156,500	0	0	0
230619074	CLEARWATER BEACH	FL		07/10/2023	05/22/2024	1,361,985	0	(37,202)	0	0	(37,202)	0	1,324,784	1,324,784	0	0	0
230723314	NORFOLK	VA		08/18/2023	05/22/2024	294,000	0	0	0	0	0	0	294,000	294,000	0	0	0
230724544	CAMBRIDGE	OH		08/18/2023	04/22/2024	142,251	0	(5,314)	0	0	(5,314)	0	136,937	136,937	0	0	0
230724957	FOOTHILL RANCH	CA		08/18/2023	04/22/2024	954,858	0	(16,858)	0	0	(16,858)	0	938,000	938,000	0	0	0
230726721	WILSONVILLE	OR		09/01/2023	05/22/2024	260,111	0	(9,687)	0	0	(9,687)	0	250,424	250,424	0	0	0
230727927	ARROYO GRANDE	CA		11/02/2023	06/21/2024	314,726	0	(10,118)	0	0	(10,118)	0	304,608	304,608	0	0	0
230728263	CHARLESTON	SC		09/22/2023	04/22/2024	456,608	0	(16,548)	0	0	(16,548)	0	440,059	440,059	0	0	0
230829178	CHINO HILLS	CA		09/15/2023	05/22/2024	803,626	0	(28,146)	0	0	(28,146)	0	775,480	775,480	0	0	0
230829418	NORTH MYRTLE BEACH	SC		09/22/2023	06/21/2024	162,313	0	(6,250)	0	0	(6,250)	0	156,063	156,063	0	0	0
230830051	DES PLAINES	IL		09/22/2023	05/22/2024	337,600	0	0	0	0	0	0	337,600	337,600	0	0	0
230832529	WILLOUGHBY	OH		10/20/2023	05/22/2024	128,350	0	0	0	0	0	0	128,350	128,350	0	0	0
230835522	LOCUST GROVE	GA		10/11/2023	05/22/2024	225,760	0	0	0	0	0	0	225,760	225,760	0	0	0
230937377	BANNING	CA		10/11/2023	04/22/2024	198,414	0	0	0	0	0	0	198,414	198,414	0	0	0
230938185	DURHAM	NC		10/30/2023	05/22/2024	390,000	0	0	0	0	0	0	390,000	390,000	0	0	0
230939118	SANFORD	FL		10/13/2023	05/22/2024	304,440	0	0	0	0	0	0	304,440	304,440	0	0	0
231020435	DILLON	CO		05/10/2023	05/22/2024	951,484	0	(20,648)	0	0	(20,648)	0	930,837	930,837	0	0	0
231020466	SEDONA	AZ		05/10/2023	05/22/2024	450,011	0	(10,011)	0	0	(10,011)	0	440,000	440,000	0	0	0
231020629	HAYDEN	ID		05/10/2023	05/22/2024	444,209	0	(10,022)	0	0	(10,022)	0	434,187	434,187	0	0	0
231021507	BROOKSVILLE	FL		06/30/2023	04/22/2024	71,816	0	(2,558)	0	0	(2,558)	0	69,257	69,257	0	0	0
231021624	PARK CITY	UT		06/30/2023	06/21/2024	293,852	0	(9,907)	0	0	(9,907)	0	283,946	283,946	0	0	0
231021745	NEW SMYRNA BEACH	FL		07/21/2023	04/22/2024	1,272,087	0	(35,201)	0	0	(35,201)	0	1,236,886	1,236,886	0	0	0
231021949	SAMMAMISH	WA		07/21/2023	04/22/2024	1,511,862	0	(41,718)	0	0	(41,718)	0	1,470,143	1,470,143	0	0	0
231022088	LEHI	UT		07/21/2023	05/22/2024	614,480	0	(17,291)	0	0	(17,291)	0	597,188	597,188	0	0	0
231022196	DALLAS	OR		08/11/2023	05/22/2024	159,144	0	(5,228)	0	0	(5,228)	0	153,916	153,916	0	0	0
231022225	PHOENIX	AZ		07/21/2023	06/21/2024	404,482	0	(11,526)	0	0	(11,526)	0	392,955	392,955	0	0	0
231022280	TRAVERSE CITY	MI		08/11/2023	04/22/2024	184,747	0	(5,671)	0	0	(5,671)	0	179,077	179,077	0	0	0
231022292	ANNAPOLIS	MD		08/11/2023	05/22/2024	1,786,614	0	(53,218)	0	0	(53,218)	0	1,733,397	1,733,397	0	0	0
231022295	SHELTON	WA		08/11/2023	05/22/2024	772,833	0	(22,026)	0	0	(22,026)	0	750,807	750,807	0	0	0
231022431	PANAMA CITY BEACH	FL		07/21/2023	05/22/2024	283,756	0	(8,236)	0	0	(8,236)	0	275,520	275,520	0	0	0

E02.227

STATEMENT AS OF JUNE 30, 2024 OF THE Reliance Standard Life Insurance Company

SCHEDULE B - PART 3

Showing All Mortgage Loans DISPOSED, Transferred or Repaid During the Current Quarter

1 Loan Number	2 Location		4 Loan Type	5 Date Acquired	6 Disposal Date	7 Book Value/ Recorded Investment Excluding Accrued Interest Prior Year	8 Change in Book Value/Recorded Investment					14 Book Value/ Recorded Investment Excluding Accrued Interest on Disposal	15 Consid- eration	16 Foreign Exchange Gain (Loss) on Disposal	17 Realized Gain (Loss) on Disposal	18 Total Gain (Loss) on Disposal	
	2 City	3 State					8 Unrealized Valuation Increase/ (Decrease)	9 Current Year's (Amortization) /Accretion	10 Current Year's Other- Than- Temporary Impairment Recognized	11 Capitalized Deferred Interest and Other	12 Total Change in Book Value (8+9-10+11)						13 Total Foreign Exchange Change in Book Value
231022566	SAN JUAN CAPISTRANO	CA		08/11/2023	05/22/2024	338,198	0	(9,929)	0	0	0	(9,929)	0	328,269	328,269	0	0
231022748	REDMOND	WA		08/11/2023	04/22/2024	681,462	0	(19,470)	0	0	0	(19,470)	0	661,992	661,992	0	0
231022882	FRESNO	CA		08/11/2023	04/22/2024	274,184	0	(8,156)	0	0	0	(8,156)	0	266,029	266,029	0	0
231022963	WHITTIER	CA		09/18/2023	06/21/2024	718,754	0	(24,338)	0	0	0	(24,338)	0	694,416	694,416	0	0
231022964	SAIN T GEORGE	UT		08/11/2023	06/21/2024	175,032	0	(5,321)	0	0	0	(5,321)	0	169,711	169,711	0	0
231023030	SANTA PAULA	CA		09/18/2023	06/21/2024	626,751	0	(21,264)	0	0	0	(21,264)	0	605,486	605,486	0	0
231023303	CANTON	GA		09/18/2023	04/01/2024	229,848	0	(8,130)	0	0	0	(8,130)	0	221,717	221,717	0	0
231024190	SAN DIEGO	CA		11/15/2023	05/22/2024	324,424	0	(12,008)	0	0	0	(12,008)	0	312,416	312,416	0	0
231024211	CLERMONT	FL		10/27/2023	06/21/2024	374,597	0	(15,022)	0	0	0	(15,022)	0	359,574	359,574	0	0
231024507	SAN JOSE	CA		01/19/2024	06/21/2024	0	0	(42,272)	0	0	0	(42,272)	0	1,242,463	1,242,463	0	0
231024575	CALDWELL	ID		11/24/2023	04/22/2024	582,706	0	(22,039)	0	0	0	(22,039)	0	560,667	560,667	0	0
231025232	ALEXANDRIA	VA		12/29/2023	05/22/2024	723,771	0	(24,240)	0	0	0	(24,240)	0	699,530	699,530	0	0
231025341	TEMECULA	CA		01/19/2024	04/22/2024	0	0	(15,956)	0	0	0	(15,956)	0	458,707	458,707	0	0
231025461	BULLHEAD CITY	AZ		12/29/2023	05/22/2024	189,621	0	(6,746)	0	0	0	(6,746)	0	182,874	182,874	0	0
231025505	SPRINGFIELD	MO		12/29/2023	04/22/2024	161,542	0	(5,692)	0	0	0	(5,692)	0	155,849	155,849	0	0
231043605	PORTLAND	OR		11/09/2023	06/21/2024	310,651	0	(8,526)	0	0	0	(8,526)	0	302,124	302,124	0	0
231044751	NORTH CHARLESTON	SC		11/28/2023	06/21/2024	450,167	0	(14,711)	0	0	0	(14,711)	0	435,456	435,456	0	0
231150889	TROY	MI		12/08/2023	05/22/2024	174,043	0	(5,498)	0	0	0	(5,498)	0	168,545	168,545	0	0
231259698	OAK ISLAND	NC		02/01/2024	04/22/2024	0	0	(13,003)	0	0	0	(13,003)	0	412,500	412,500	0	0
240272245	LUTZ	FL		03/07/2024	05/22/2024	0	0	(35,685)	0	0	0	(35,685)	0	1,310,250	1,310,250	0	0
241026434	ARROYO GRANDE	CA		04/03/2024	06/21/2024	0	0	(23,597)	0	0	0	(23,597)	0	702,455	702,455	0	0
241026513	PALM HARBOR	FL		03/27/2024	06/21/2024	0	0	(22,561)	0	0	0	(22,561)	0	632,398	632,398	0	0
241026546	WINDSOR	CA		03/27/2024	05/22/2024	0	0	(12,734)	0	0	0	(12,734)	0	350,000	350,000	0	0
241026918	BRADENTON	FL		04/29/2024	06/21/2024	0	0	(4,791)	0	0	0	(4,791)	0	155,250	155,250	0	0
241027422	COUPEVILLE	WA		05/21/2024	06/21/2024	0	0	(9,168)	0	0	0	(9,168)	0	265,000	265,000	0	0
300059612	MORENO VALLEY	CA		04/01/2021	04/15/2024	381,035	0	(33,249)	0	0	0	(33,249)	0	347,787	347,787	0	0
300069087	BALTIMORE	MD		01/01/2021	05/15/2024	114,510	0	979	0	0	0	979	0	115,489	115,489	0	0
400044430	PINELLAS PARK	FL		10/02/2020	04/15/2024	120,888	0	1,388	0	0	0	1,388	0	122,276	122,276	0	0
400047505	ELYRIA	OH		01/01/2021	05/15/2024	93,450	0	(1,976)	0	0	0	(1,976)	0	91,474	91,474	0	0
400301361	MISSION	TX		03/01/2021	06/17/2024	91,140	0	1,065	0	0	0	1,065	0	92,206	92,206	0	0
400344687	PLEASANTVILLE	NJ		01/01/2021	05/15/2024	29,370	0	0	0	0	0	0	0	29,370	29,370	0	0
400348912	NEW WAVERLY	TX		10/02/2020	04/15/2024	105,004	0	294	0	0	0	294	0	105,299	105,299	0	0
400348914	PRI CHARD	AL		01/01/2021	04/15/2024	68,055	0	(8,540)	0	0	0	(8,540)	0	59,515	59,515	0	0
400355506	WAYNESBORO	PA		01/01/2021	06/17/2024	131,798	0	(20,133)	0	0	0	(20,133)	0	111,665	111,665	0	0
400356823	HUMBLE	TX		10/02/2020	04/15/2024	59,314	0	(9,287)	0	0	0	(9,287)	0	50,027	50,027	0	0
400375490	TOBYHANNA	PA		01/01/2021	06/17/2024	79,521	0	0	0	0	0	0	0	79,521	79,521	0	0
400617912	CAMDEN	DE		03/01/2021	06/17/2024	94,991	0	(2,026)	0	0	0	(2,026)	0	92,966	92,966	0	0
400637606	BEAR	DE		01/01/2021	04/15/2024	126,521	0	(10,814)	0	0	0	(10,814)	0	115,707	115,707	0	0
400677511	NEWMAN	GA		10/02/2020	05/15/2024	268,717	0	(32,350)	0	0	0	(32,350)	0	236,367	236,367	0	0
400687329	NORTH LAS VEGAS	NV		10/02/2020	04/15/2024	90,377	0	(8,759)	0	0	0	(8,759)	0	81,618	81,618	0	0
400758863	VICTORIA	TX		01/01/2021	04/15/2024	72,343	0	830	0	0	0	830	0	73,172	73,172	0	0
700230408	CARTERVILLE	IL		01/01/2021	05/15/2024	111,978	0	(7,922)	0	0	0	(7,922)	0	104,056	104,056	0	0
700311961	LAWRENCE	KS		05/03/2021	05/15/2024	55,570	0	(20,735)	0	0	0	(20,735)	0	34,835	34,835	0	0
700311965	DUDLEY	MA		05/03/2021	04/15/2024	228,182	0	(11,394)	0	0	0	(11,394)	0	216,788	216,788	0	0
700312029	BRISTOL	PA		05/03/2021	05/15/2024	160,570	0	9,882	0	0	0	9,882	0	170,452	170,452	0	0
700312030	GREENVILLE	SC		05/03/2021	06/17/2024	115,178	0	(4,544)	0	0	0	(4,544)	0	110,634	110,634	0	0
700312041	HEWITT	TX		05/03/2021	04/15/2024	146,639	0	167	0	0	0	167	0	146,806	146,806	0	0
700312339	JACKSON	NJ		05/03/2021	06/17/2024	561,587	0	31,508	0	0	0	31,508	0	593,095	593,095	0	0
803008880	ODESSA	TX		02/01/2021	04/01/2024	250,782	0	0	0	0	0	0	0	250,782	213,577	(37,206)	(37,206)
902054271	MOULTON	AL		02/01/2021	04/30/2024	151,825	0	0	0	0	0	0	0	151,825	152,929	1,104	1,104
902072597	PLAINVIEW	AR		02/01/2021	05/06/2024	72,970	0	0	0	0	0	0	0	72,970	72,970	0	0

E02.228

STATEMENT AS OF JUNE 30, 2024 OF THE Reliance Standard Life Insurance Company

SCHEDULE B - PART 3

Showing All Mortgage Loans DISPOSED, Transferred or Repaid During the Current Quarter

1 Loan Number	2 Location		4 Loan Type	5 Date Acquired	6 Disposal Date	7 Book Value/ Recorded Investment Excluding Accrued Interest Prior Year	8 Change in Book Value/Recorded Investment					14 Book Value/ Recorded Investment Excluding Accrued Interest on Disposal	15 Consid- eration	16 Foreign Exchange Gain (Loss) on Disposal	17 Realized Gain (Loss) on Disposal	18 Total Gain (Loss) on Disposal	
	2 City	3 State					8 Unrealized Valuation Increase/ (Decrease)	9 Current Year's (Amortization) /Accretion	10 Current Year's Other- Than- Temporary Impairment Recognized	11 Capitalized Deferred Interest and Other	12 Total Change in Book Value (8+9-10+11)						13 Total Foreign Exchange Change in Book Value
BB0047910	ATHENS	GA		02/28/2022	04/22/2024	114,268	0	(951)	0	0	0	(951)	0	113,316	113,316	0	0
BB0903741	MEMPHIS	TN		02/28/2022	04/22/2024	54,950	0	(2,472)	0	0	0	(2,472)	0	52,478	52,478	0	0
BB1078590	SEATTLE	WA		03/31/2023	06/21/2024	255,181	0	136,914	0	0	0	136,914	0	392,095	392,095	0	0
BB1079140	BEAUFORT	SC		04/21/2023	04/22/2024	2,908	0	219	0	0	0	219	0	3,127	3,127	0	0
BB1081310	NAVARRA	FL		05/15/2023	05/21/2024	250,234	0	21,826	0	0	0	21,826	0	272,060	272,060	0	0
BB1082860	LEESBURG	FL		05/18/2023	04/22/2024	132,610	0	93,962	0	0	0	93,962	0	226,572	226,572	0	0
BB1084100	LAFAYETTE	IN		06/16/2023	05/21/2024	140,988	0	3,578	0	0	0	3,578	0	144,565	144,565	0	0
BB1084120	KISSIMMEE	FL		06/16/2023	05/21/2024	545,566	0	12,394	0	0	0	12,394	0	557,960	557,960	0	0
BB1084150	LUMBERTON	NC		06/16/2023	05/21/2024	289,722	0	9,944	0	0	0	9,944	0	299,666	299,666	0	0
BB1089700	NEW YORK	NY		06/29/2023	05/21/2024	965,316	0	22,315	0	0	0	22,315	0	987,631	987,631	0	0
BB1089830	BLUFFDALE	UT		06/29/2023	06/21/2024	249,015	0	81,442	0	0	0	81,442	0	330,457	330,457	0	0
BB1093650	LUBBOCK	TX		07/03/2023	05/21/2024	177,882	0	11,564	0	0	0	11,564	0	189,446	189,446	0	0
BB1122140	PALM BAY	FL		12/05/2023	06/21/2024	255,868	0	71,850	0	0	0	71,850	0	327,718	327,718	0	0
BB1184090	LONGWOOD	FL		05/23/2024	05/31/2024	0	0	1,977	0	0	0	1,977	0	360,904	360,904	0	0
BB1519047	LAREDO	TX		05/25/2022	06/21/2024	78,735	0	6,685	0	0	0	6,685	0	85,421	85,421	0	0
BB1519253	BAY CITY	MI		05/25/2022	06/21/2024	39,475	0	4,055	0	0	0	4,055	0	43,530	43,530	0	0
BB1519319	JACKSONVILLE	FL		05/25/2022	04/22/2024	27,486	0	1,277	0	0	0	1,277	0	28,763	28,763	0	0
BB1520067	KINSTON	NC		05/25/2022	06/21/2024	14,825	0	(70)	0	0	0	(70)	0	14,755	14,755	0	0
BB1520084	BESSEMER	AL		05/25/2022	05/21/2024	120,664	0	(5,265)	0	0	0	(5,265)	0	115,400	115,400	0	0
BB1520483	WEBB CITY	MO		05/25/2022	04/22/2024	12,373	0	621	0	0	0	621	0	12,994	12,994	0	0
BB1520560	RICHMOND	IN		05/25/2022	04/22/2024	21,503	0	1,328	0	0	0	1,328	0	22,831	22,831	0	0
BB1521201	FRESNO	TX		05/25/2022	06/21/2024	109,452	0	5,728	0	0	0	5,728	0	115,180	115,180	0	0
BB1521304	TALLASSEE	AL		05/25/2022	04/22/2024	81,956	0	(2,449)	0	0	0	(2,449)	0	79,507	79,507	0	0
BB1521515	SPOKANE	WA		05/25/2022	05/21/2024	40,054	0	143	0	0	0	143	0	40,197	40,197	0	0
BB1549338	TOMS RIVER	NJ		02/28/2022	06/21/2024	218,310	0	(10,981)	0	0	0	(10,981)	0	207,329	207,329	0	0
BB1562768	VERO BEACH	FL		02/28/2022	05/21/2024	111,994	0	(16,048)	0	0	0	(16,048)	0	95,947	95,947	0	0
BB8728713	BEND	OR		12/08/2022	06/21/2024	257,599	0	48,114	0	0	0	48,114	0	305,713	305,713	0	0
CAL23-440	HUNTINGTON	CA		11/03/2023	04/22/2024	850,000	0	0	0	0	0	0	0	850,000	850,000	0	0
CAL23-441	RIALTO	CA		10/31/2023	05/22/2024	380,960	0	0	0	0	0	0	0	380,960	380,960	0	0
CAL23-465	LOS ANGELES	CA		10/31/2023	04/22/2024	620,450	0	0	0	0	0	0	0	620,450	620,450	0	0
CAL23-470	WHITTIER	CA		12/06/2023	04/22/2024	986,000	0	0	0	0	0	0	0	986,000	986,000	0	0
CAL23-474	LAKE ELSINORE	CA		11/09/2023	05/22/2024	401,225	0	0	0	0	0	0	0	401,225	401,225	0	0
CAL23-475	FRESNO	CA		11/03/2023	05/22/2024	119,000	0	0	0	0	0	0	0	119,000	119,000	0	0
CAL23-481	SAN DIEGO	CA		11/09/2023	04/22/2024	464,400	0	0	0	0	0	0	0	464,400	464,400	0	0
CAL23-505	ANAHEIM	CA		12/01/2023	06/21/2024	810,170	0	0	0	0	0	0	0	810,170	810,170	0	0
CAL23-560	LONG BEACH	CA		01/10/2024	06/21/2024	0	0	0	0	0	0	0	0	430,749	430,749	0	0
CAL23-568	LOS ANGELES	CA		01/10/2024	05/22/2024	0	0	0	0	0	0	0	0	500,693	500,693	0	0
CAL23-573	LOS ANGELES	CA		01/10/2024	06/21/2024	0	0	0	0	0	0	0	0	682,175	682,175	0	0
CAL23-575	CORONA	CA		01/10/2024	05/22/2024	0	0	0	0	0	0	0	0	472,600	472,600	0	0
CAL23-581	BARSTOW	CA		01/10/2024	06/21/2024	0	0	0	0	0	0	0	0	185,600	185,600	0	0
CAL23-592	FRESNO	CA		01/10/2024	06/21/2024	0	0	0	0	0	0	0	0	190,800	190,800	0	0
CAL24-033	HACIENDA HEIGHTS	CA		02/22/2024	06/21/2024	0	0	0	0	0	0	0	0	455,400	455,400	0	0
CAL24-045	PARLIER	CA		02/22/2024	05/22/2024	0	0	0	0	0	0	0	0	105,000	105,000	0	0
CAL24-060	HAWAIIAN GARDENS	CA		02/28/2024	06/21/2024	0	0	0	0	0	0	0	0	300,000	300,000	0	0
COL23-153	LAKEWOOD	CO		01/10/2024	04/22/2024	0	0	0	0	0	0	0	0	383,350	383,350	0	0
COL23-490	AURORA	CO		12/06/2023	04/22/2024	269,600	0	0	0	0	0	0	0	269,600	269,600	0	0
FLL23-082	CALLAHAN	FL		01/10/2024	06/21/2024	0	0	0	0	0	0	0	0	221,000	221,000	0	0
FLL23-445	TAMPA	FL		11/03/2023	06/21/2024	245,650	0	0	0	0	0	0	0	245,650	245,650	0	0
FLL24-052	PANAMA CITY	FL		02/22/2024	06/21/2024	0	0	0	0	0	0	0	0	209,950	209,950	0	0
GAL23-011	DALLAS	GA		10/31/2023	04/22/2024	204,000	0	0	0	0	0	0	0	204,000	204,000	0	0
GAL23-039	CARTERSVILLE	GA		12/01/2023	06/21/2024	422,599	0	0	0	0	0	0	0	422,599	422,599	0	0

E02.229

STATEMENT AS OF JUNE 30, 2024 OF THE Reliance Standard Life Insurance Company

SCHEDULE B - PART 3

Showing All Mortgage Loans DISPOSED, Transferred or Repaid During the Current Quarter

1 Loan Number	2 Location		4 Loan Type	5 Date Acquired	6 Disposal Date	7 Book Value/ Recorded Investment Excluding Accrued Interest Prior Year	8 Change in Book Value/Recorded Investment					14 Book Value/ Recorded Investment Excluding Accrued Interest on Disposal	15 Consid- eration	16 Foreign Exchange Gain (Loss) on Disposal	17 Realized Gain (Loss) on Disposal	18 Total Gain (Loss) on Disposal	
	2 City	3 State					8 Unrealized Valuation Increase/ (Decrease)	9 Current Year's (Amortization) /Accretion	10 Current Year's Other- Than- Temporary Impairment Recognized	11 Capitalized Deferred Interest and Other	12 Total Change in Book Value (8+9-10+11)						13 Total Foreign Exchange Change in Book Value
GAL23-722	DOUGLASVILLE	GA		11/09/2023	04/22/2024	166,600	0	0	0	0	0	0	166,600	166,600	0	0	0
GAL23-771	ATLANTA	GA		12/06/2023	04/22/2024	162,719	0	0	0	0	0	0	162,719	162,719	0	0	0
LNFLUOR21	SUGAR LAND	TX		06/08/2021	06/07/2024	24,517,626	0	0	0	0	0	0	24,517,626	24,517,626	0	0	0
NCL24-032	FAYETTEVILLE	NC		02/22/2024	05/22/2024	0	0	0	0	0	0	0	143,950	143,950	0	0	0
NHL23-045	MANCHESTER	NH		12/01/2023	04/22/2024	189,000	0	0	0	0	0	0	189,000	189,000	0	0	0
NML23-456	ALBUQUERQUE	NM		11/09/2023	04/22/2024	200,000	0	0	0	0	0	0	200,000	200,000	0	0	0
OHL23-457	COLUMBUS	OH		11/03/2023	04/22/2024	136,042	0	0	0	0	0	0	136,042	136,042	0	0	0
OHL23-526	COLUMBUS	OH		01/10/2024	05/31/2024	0	0	0	0	0	0	0	161,500	161,500	0	0	0
OV0792334	KNIGHTDALE	NC		09/30/2020	05/01/2024	6,332	0	(201)	0	0	(201)	0	6,131	6,131	0	0	0
OV0793612	SAN DIEGO	CA		05/31/2023	06/28/2024	642,236	0	121,633	0	0	121,633	0	763,869	763,869	0	0	0
OV0794345	APOLLO BEACH	FL		10/30/2020	05/28/2024	183,371	0	(1,450)	0	0	(1,450)	0	181,921	181,921	0	0	0
OV2536852	OXNARD	CA		12/18/2019	04/29/2024	338,252	0	(14,132)	0	0	(14,132)	0	324,119	324,119	0	0	0
OV2539535	CARTHAGE	NY		09/30/2020	05/28/2024	92,287	0	(3,383)	0	0	(3,383)	0	88,904	88,904	0	0	0
OV2540561	OAK BLUFFS	MA		10/28/2020	06/28/2024	367,032	0	(10,426)	0	0	(10,426)	0	356,606	356,606	0	0	0
OV2547806	NORTH COUNTY	MO		10/28/2020	04/29/2024	92,914	0	(4,967)	0	0	(4,967)	0	87,947	87,947	0	0	0
OV2552150	BRISTOL	TN		10/30/2020	04/29/2024	54,623	0	(3,611)	0	0	(3,611)	0	51,012	51,012	0	0	0
OV2575226	NORFOLK	VA		10/30/2020	06/28/2024	50,993	0	(3,399)	0	0	(3,399)	0	47,594	47,594	0	0	0
OV2594717	SHAKOPEE	MN		05/28/2020	05/28/2024	149,904	0	(9,191)	0	0	(9,191)	0	140,713	140,713	0	0	0
OV2596630	CLIFTON	NJ		03/01/2021	06/28/2024	234,675	0	180	0	0	180	0	234,855	234,855	0	0	0
OV2600024	PASADENA	TX		10/30/2020	06/27/2024	120,349	0	(151)	0	0	(151)	0	120,197	99,949	0	(20,249)	(20,249)
OV2604947	CHICAGO	IL		11/30/2020	06/28/2024	146,389	0	(7,362)	0	0	(7,362)	0	139,027	139,027	0	0	0
OV2607268	KNOXVILLE	TN		10/30/2020	04/29/2024	62,924	0	(4,192)	0	0	(4,192)	0	58,732	58,732	0	0	0
OV2608687	SAN ANTONIO	TX		08/28/2020	04/29/2024	2,184	0	(147)	0	0	(147)	0	2,037	2,037	0	0	0
OV2615182	MILTON	FL		10/30/2020	05/28/2024	55,344	0	(3,037)	0	0	(3,037)	0	52,307	52,307	0	0	0
OV2616315	MONTGOMERY	AL		05/28/2020	05/28/2024	102,981	0	(9,746)	0	0	(9,746)	0	93,235	93,235	0	0	0
OV2616340	ASHBURN	VA		12/18/2019	05/28/2024	332,148	0	(10,688)	0	0	(10,688)	0	321,460	321,460	0	0	0
OV2625803	WOONSOCKET	RI		10/30/2020	04/29/2024	174,081	0	(7,147)	0	0	(7,147)	0	166,934	166,934	0	0	0
OV2632921	HOLIDAY	FL		10/30/2020	06/28/2024	90,502	0	(4,855)	0	0	(4,855)	0	85,647	85,647	0	0	0
OV2650270	MCKINNEY	TX		12/18/2019	06/28/2024	183,634	0	(6,194)	0	0	(6,194)	0	177,440	177,440	0	0	0
OV2667586	SEDRO WOOLLEY	WA		12/18/2019	04/29/2024	127,835	0	(5,815)	0	0	(5,815)	0	122,020	122,020	0	0	0
OV2672536	FT LAUDERDALE	FL		12/18/2019	06/28/2024	163,234	0	(7,073)	0	0	(7,073)	0	156,161	156,161	0	0	0
OV2678915	HAYLEIGH	ID		12/18/2019	04/29/2024	233,801	0	(5,788)	0	0	(5,788)	0	228,013	228,013	0	0	0
OV2716620	GILBERT	AZ		12/18/2019	05/28/2024	198,979	0	(6,366)	0	0	(6,366)	0	192,614	192,614	0	0	0
OV2740485	SAN ANTONIO	TX		12/18/2019	06/28/2024	250,226	0	(8,871)	0	0	(8,871)	0	241,355	241,355	0	0	0
OV2744331	LA PUENTE	CA		12/18/2019	06/28/2024	172,996	0	(4,217)	0	0	(4,217)	0	168,779	168,779	0	0	0
OV2777074	CHINO	CA		11/30/2020	05/29/2024	288,002	0	20	0	0	20	0	288,022	245,001	0	(43,021)	(43,021)
OV2781853	CHICAGO	IL		05/28/2021	06/28/2024	218,015	0	8,392	0	0	8,392	0	226,407	226,407	0	0	0
OV2817147	EPHRAIM	UT		03/30/2020	04/29/2024	173,405	0	(4,764)	0	0	(4,764)	0	168,641	168,641	0	0	0
OV2827532	PALMETTO	FL		11/30/2020	06/28/2024	206,450	0	(5,014)	0	0	(5,014)	0	201,435	201,435	0	0	0
OV2970000	PHOENIX	AZ		01/28/2021	06/28/2024	326,778	0	(5,438)	0	0	(5,438)	0	321,341	321,341	0	0	0
OV2971154	WASHINGTON	DC		03/01/2021	04/29/2024	561,065	0	(2,388)	0	0	(2,388)	0	558,677	558,677	0	0	0
OV2974995	VERONA	NJ		01/28/2021	05/28/2024	258,683	0	(7,272)	0	0	(7,272)	0	251,411	251,411	0	0	0
OV2975061	HOUSTON	TX		01/28/2021	05/28/2024	334,556	0	(4,917)	0	0	(4,917)	0	329,639	329,639	0	0	0
OV2975879	PORT ARANSAS	TX		01/28/2021	06/28/2024	204,178	0	(5,001)	0	0	(5,001)	0	199,177	199,177	0	0	0
OV2976209	BOISE	ID		01/28/2021	06/28/2024	294,014	0	(7,339)	0	0	(7,339)	0	286,675	286,675	0	0	0
OV3009880	FRIPP ISLAND	SC		03/29/2021	04/29/2024	431,104	0	(6,064)	0	0	(6,064)	0	425,040	425,040	0	0	0
OV3030040	NEWARK	NJ		05/28/2021	06/28/2024	367,574	0	(6,557)	0	0	(6,557)	0	361,017	361,017	0	0	0
OV3045242	COPELL	TX		08/30/2021	04/29/2024	383,374	0	(7,944)	0	0	(7,944)	0	375,430	375,430	0	0	0
OV3050572	LAFAYETTE	CO		08/30/2021	05/28/2024	415,977	0	(12,301)	0	0	(12,301)	0	403,677	403,677	0	0	0
OV3066113	BOCA RATON	FL		10/29/2021	05/28/2024	239,695	0	(6,555)	0	0	(6,555)	0	233,139	233,139	0	0	0
OV3070755	CHICAGO	IL		09/29/2021	05/28/2024	299,957	0	(12,083)	0	0	(12,083)	0	287,874	287,874	0	0	0

E02.230

STATEMENT AS OF JUNE 30, 2024 OF THE Reliance Standard Life Insurance Company

SCHEDULE B - PART 3

Showing All Mortgage Loans DISPOSED, Transferred or Repaid During the Current Quarter

1 Loan Number	2 Location		4 Loan Type	5 Date Acquired	6 Disposal Date	7 Book Value/ Recorded Investment Excluding Accrued Interest Prior Year	8 Change in Book Value/Recorded Investment						14 Book Value/ Recorded Investment Excluding Accrued Interest on Disposal	15 Consid- eration	16 Foreign Exchange Gain (Loss) on Disposal	17 Realized Gain (Loss) on Disposal	18 Total Gain (Loss) on Disposal	
	2 City	3 State					8 Unrealized Valuation Increase/ (Decrease)	9 Current Year's (Amortization) /Accretion	10 Current Year's Other- Than- Temporary Impairment Recognized	11 Capitalized Deferred Interest and Other	12 Total Change in Book Value (8+9-10+11)	13 Total Foreign Exchange Change in Book Value						
OV3093022	TRENTON	NJ		05/26/2022	04/29/2024	117,199	0	6,744	0	0	0	6,744	0	123,943	123,943	0	0	
OV3153269	ATHENS	GA		05/26/2022	05/28/2024	161,574	0	7,930	0	0	0	7,930	0	169,504	169,504	0	0	
OV3154699	DESERT HOT SPRINGS	CA		12/29/2021	06/28/2024	303,966	0	(6,327)	0	0	0	(6,327)	0	297,640	297,640	0	0	
OV3173910	SEATTLE	WA		01/31/2022	06/28/2024	371,426	0	1,056	0	0	0	1,056	0	372,483	372,483	0	0	
OV3188458	FRESNO	CA		01/31/2022	05/28/2024	304,413	0	(1,000)	0	0	0	(1,000)	0	303,413	303,413	0	0	
OV3188982	ARROWBEAR LAKE	CA		01/31/2022	04/29/2024	184,705	0	(1,320)	0	0	0	(1,320)	0	183,385	183,385	0	0	
OV3189698	FRESNO	CA		01/31/2022	05/28/2024	289,154	0	(907)	0	0	0	(907)	0	288,247	288,247	0	0	
OV3200686	PEABODY	MA		12/29/2021	06/28/2024	530,761	0	(4,827)	0	0	0	(4,827)	0	525,934	525,934	0	0	
OV3200687	PEABODY	MA		12/29/2021	06/28/2024	435,684	0	(4,000)	0	0	0	(4,000)	0	431,683	431,683	0	0	
OV3236065	AVONDALE	AZ		02/28/2022	05/28/2024	255,116	0	(4,266)	0	0	0	(4,266)	0	250,850	250,850	0	0	
OV3252233	RHODOODENDRON	OR		03/31/2022	06/28/2024	603,797	0	4,620	0	0	0	4,620	0	608,417	608,417	0	0	
OV3252783	COVINGTON	WA		03/31/2022	06/28/2024	526,925	0	601	0	0	0	601	0	527,526	527,526	0	0	
OV3271653	FORT LAUDERDALE	FL		05/31/2022	05/28/2024	349,519	0	9,053	0	0	0	9,053	0	358,571	358,571	0	0	
OV3286546	DELAND	FL		06/30/2022	06/28/2024	139,222	0	5,159	0	0	0	5,159	0	144,381	144,381	0	0	
OV3291500	TEMPE	AZ		07/27/2022	06/28/2024	387,009	0	6,511	0	0	0	6,511	0	393,520	393,520	0	0	
OV3313810	WAXAHACHIE	TX		07/27/2022	06/28/2024	140,066	0	5,533	0	0	0	5,533	0	145,599	145,599	0	0	
OV3315990	TUCSON	AZ		07/27/2022	06/28/2024	201,433	0	638	0	0	0	638	0	202,071	202,071	0	0	
OV3316877	CLERMONT	FL		05/31/2023	05/28/2024	308,986	0	23,208	0	0	0	23,208	0	332,194	332,194	0	0	
OV3343620	SOUTH HAVEN	MI		07/27/2022	06/28/2024	414,169	0	(8,225)	0	0	0	(8,225)	0	405,944	405,944	0	0	
OV3434369	HARRISBURG	PA		07/28/2023	06/27/2024	155,576	0	(53)	0	0	0	(53)	0	155,523	140,044	0	(15,479)	
OV3458873	BRIDGEPORT	CT		06/30/2023	06/28/2024	337,517	0	5,406	0	0	0	5,406	0	342,923	342,923	0	0	
OV3473556	GRIFFIN	GA		01/29/2024	05/28/2024	0	0	2,451	0	0	0	2,451	0	292,523	292,523	0	0	
OV3476440	UTICA	MI		09/28/2023	06/28/2024	283,778	0	7,881	0	0	0	7,881	0	291,659	291,659	0	0	
OV3494680	VICTORVILLE	CA		12/28/2023	06/28/2024	305,870	0	(702)	0	0	0	(702)	0	305,169	305,169	0	0	
OV3558796	GENEVA	IL		02/28/2024	06/28/2024	0	0	(3,885)	0	0	0	(3,885)	0	243,711	243,711	0	0	
SCL23-422	SUMTER	SC		11/03/2023	04/22/2024	85,900	0	0	0	0	0	0	0	85,900	85,900	0	0	
TNL23-493	NASHVILLE	TN		12/01/2023	04/22/2024	243,123	0	0	0	0	0	0	0	243,123	243,123	0	0	
TNL23-522	KNOXVILLE	TN		01/10/2024	05/31/2024	0	0	0	0	0	0	0	0	201,323	201,323	0	0	
TXL23-417	FORT WORTH	TX		11/09/2023	06/21/2024	403,262	0	0	0	0	0	0	0	403,262	403,262	0	0	
TXL23-471	FRISCO	TX		11/09/2023	04/22/2024	279,500	0	0	0	0	0	0	0	279,500	279,500	0	0	
TXL23-488	CORPUS CHRISTI	TX		12/01/2023	05/22/2024	148,750	0	0	0	0	0	0	0	148,750	148,750	0	0	
TXL23-489	AUSTIN	TX		12/01/2023	05/22/2024	305,250	0	0	0	0	0	0	0	305,250	305,250	0	0	
TXL24-023	ENNIS	TX		02/28/2024	05/22/2024	0	0	0	0	0	0	0	0	357,000	357,000	0	0	
0399999. Mortgages disposed						97,491,541	0	(387,803)	0	0	0	(387,803)	0	108,710,212	108,569,227	0	(140,985)	(140,985)
000238419	WEST POINT	MS		10/23/2019		64,965	0	999	0	0	0	999	0	65,965	65,965	0	0	
000238436	GALLI POLIS	OH		10/23/2019		66,938	0	767	0	0	0	767	0	67,705	67,705	0	0	
000239160	MURRAY	KY		10/23/2019		81,005	0	929	0	0	0	929	0	81,934	81,934	0	0	
000242666	JACKSON	MS		10/23/2019		104,576	0	2,022	0	0	0	2,022	0	106,598	106,598	0	0	
000243613	ALMENA	WI		10/23/2019		94,174	0	1,449	0	0	0	1,449	0	95,623	95,623	0	0	
000244052	COLUMBUS	GA		10/23/2019		4	0	0	0	0	0	0	0	4	4	0	0	
700312010	ELMIRA	NY		05/03/2021		8,219	0	3	0	0	0	3	0	8,222	8,222	0	0	
000244136	UNION BEACH	NJ		10/23/2019		0	0	0	0	0	0	0	0	3,392	3,392	0	0	
0499999. Mortgages transferred						419,881	0	6,170	0	0	0	6,170	0	429,442	429,442	0	0	0
0599999 - Totals						100,046,665	0	442,517	0	0	0	442,517	0	424,141,055	424,030,280	0	(110,775)	(110,775)

E02.231

STATEMENT AS OF JUNE 30, 2024 OF THE Reliance Standard Life Insurance Company

SCHEDULE BA - PART 2

Showing Other Long-Term Invested Assets ACQUIRED AND ADDITIONS MADE During the Current Quarter

1 CUSIP Identification	2 Name or Description	3 Location		5 Name of Vendor or General Partner	6 NAIC Designation, NAIC Designation Modifier and SVO Admini- strative Symbol	7 Date Originally Acquired	8 Type and Strategy	9 Actual Cost at Time of Acquisition	10 Additional Investment Made After Acquisition	11 Amount of Encumbrances	12 Commitment for Additional Investment	13 Percentage of Ownership
		City	State									
ALTF00-FE-8	Fortress Credit Opportunities Fund V Exp (A) LP	New York	NY	FOO Fund V GP LLC		12/17/2020	11	0	2,565,217	0	11,485,231	1.410
ALTSIL-VE-2	Silver Point Distressed Opp. Inst. Partners II, LP	Dover	DE	Silver Point Distressed Opportunity Inst		05/01/2024	11	1,751,371	0	0	33,248,629	1.150
199999. Joint Venture Interests - Common Stock - Unaffiliated								1,751,371	2,565,217	0	44,733,860	XXX
ALTONC-CA-0	One Camelback Holdings, LLC	Wilmington	DE	ACORE REO Holdings, LLC		04/01/2024		290,690	0	0	0	50.000
ALTFOR-ES-8	100 Forest Ave, LLC	Westbury	NY	ACRES Capital, LLC		04/01/2024		410,336	0	0	0	33.930
219999. Joint Venture Interests - Real Estate - Unaffiliated								701,026	0	0	0	XXX
ALTGRO-IP-7	PEMZ 1 LLC	Wilmington	DE	Prophet Asset Management, LLC		10/01/2023	10	65,000	0	0	0	100.000
ALTSHN-PP-9	PEMZ 2, LLC	Wilmington	DE	Prophet Asset Management, LLC		10/01/2023	10	223,280	0	0	0	100.000
249999. Joint Venture Interests - Mortgage Loans - Affiliated								0	288,280	0	0	XXX
628312-AE-0	MUTUAL OF OMAHA INSURANCE CO	Omaha	NE	MUTUAL OF OMAHA INSURANCE CO	1.G FE	01/09/2024		0	100,000	0	0	0.000
279999. Surplus Debentures, etc - Unaffiliated								0	100,000	0	0	XXX
247131-DF-9	DFG REVOLVING LOAN	Wilmington	DE	DFG REVOLVING LOAN	1.E	03/25/2024		0	99,000,000	0	0	0.000
329999. Non-collateral Loans - Affiliated								0	99,000,000	0	0	XXX
64133T-AC-6	NEUB 38 SUB - CDO	Grand Cayman	CYM	NEUB 38 SUB - CDO	6	04/25/2024		5,608,950	0	0	0	0.000
469999. Residual Tranches or Interests with Underlying Assets Having Characteristics of Fixed Income Instruments - Unaffiliated								5,608,950	0	0	0	XXX
609999. Total - Unaffiliated								8,061,347	2,665,217	0	44,733,860	XXX
619999. Total - Affiliated								0	99,288,280	0	0	XXX
629999 - Totals								8,061,347	101,953,497	0	44,733,860	XXX

SCHEDULE BA - PART 3

Showing Other Long-Term Invested Assets DISPOSED, Transferred or Repaid During the Current Quarter

1 CUSIP Identification	2 Name or Description	3 Location		5 Name of Purchaser or Nature of Disposal	6 Date Originally Acquired	7 Disposal Date	8 Book/ Adjusted Carrying Value Less Encum- brances, Prior Year	9 Change in Book/Adjusted Carrying Value						15 Book/ Adjusted Carrying Value Less Encum- brances on Disposal	16 Consid- eration	17 Foreign Exchange Gain (Loss) on Disposal	18 Realized Gain (Loss) on Disposal	19 Total Gain (Loss) on Disposal	20 Invest- ment Income	
		City	State					9 Unrealized Valuation Increase/ (De- crease)	10 Current Year's (Depre- ciation) or (Amorti- zation)/ Accretion	11 Current Year's Other Than Temporary Impair- ment Recogn- ized	12 Capital- ized Deferred Interest and Other	13 Total Change in Book/ Adjusted Carrying Value (9+10- 11+12)	14 Total Foreign Exchange Change in Book/ Adjusted Carrying Value							
ALTGRO-IP-7	PEMZ 1 LLC	Wilmington	DE	Prophet Asset Management, LLC	10/01/2023	06/21/2024	1,892,948	0	0	0	0	0	0	1,892,948	1,892,948	0	0	0	0	
249999. Joint Venture Interests - Mortgage Loans - Affiliated								1,892,948	0	0	0	0	0	1,892,948	1,892,948	0	0	0	0	
ALTSLF-UH-5	SLF UNITRANCHE HOLDINGS, LLC	New York	NY	SLF UNITRANCHE HOLDINGS, LLC	12/14/2017	06/27/2024	150,220	0	0	0	0	0	0	150,220	150,220	0	0	0	0	
ALTZPU-TI-2	ZP UTILITY FUND, L.P.	New York	NY	ZP UTILITY FUND	12/31/2018	04/18/2024	2,603,985	0	0	0	0	0	0	2,603,985	2,603,985	0	0	0	0	
259999. Joint Venture Interests - Other - Unaffiliated								2,754,204	0	0	0	0	0	2,754,204	2,754,204	0	0	0	0	
247131-DF-9	DFG REVOLVING LOAN	Wilmington	DE	DFG REVOLVING LOAN	03/25/2024	06/27/2024	0	0	0	0	0	0	85,000,000	85,000,000	0	0	0	0	30,552	
329999. Non-collateral Loans - Affiliated								0	0	0	0	0	0	85,000,000	85,000,000	0	0	0	0	30,552
09629Q-AC-8	BLUEM XX11 SN - CDO	Grand Cayman	CYM	BLUEM XX11 SN - CDO	11/20/2020	04/17/2024	1,022,835	285,166	(207,360)	0	0	77,806	1,100,641	834,150	0	(266,491)	(266,491)	273,156		
09629R-AC-6	BLUEM 23 SUB - CDO	Grand Cayman	CYM	BLUEM 23 SUB - CDO	02/24/2021	04/22/2024	1,068,804	371,235	(212,341)	0	0	158,894	1,227,698	1,092,500	0	(135,198)	(135,198)	254,853		
14316R-AC-4	CGMS 175 SN - CDO	Georgetown	CYM	CGMS 175 SN - CDO	10/15/2020	04/17/2024	1,144,136	433,639	(76,380)	0	0	357,259	1,501,395	1,214,750	0	(286,645)	(286,645)	322,886		
469999. Residual Tranches or Interests with Underlying Assets Having Characteristics of Fixed Income Instruments - Unaffiliated								3,235,776	1,090,040	(496,081)	0	0	593,959	3,829,735	3,141,400	0	(688,335)	(688,335)	850,895	
609999. Total - Unaffiliated								5,989,980	1,090,040	(496,081)	0	0	593,959	6,583,939	5,895,604	0	(688,335)	(688,335)	850,895	

STATEMENT AS OF JUNE 30, 2024 OF THE Reliance Standard Life Insurance Company

SCHEDULE BA - PART 3

Showing Other Long-Term Invested Assets DISPOSED, Transferred or Repaid During the Current Quarter

1	2	Location		5	6	7	8	Change in Book/Adjusted Carrying Value						15	16	17	18	19	20		
		3	4					9	10	11	12	13	14								
CUSIP Identification	Name or Description	City	State	Name of Purchaser or Nature of Disposal	Date Originally Acquired	Disposal Date	Book/Adjusted Carrying Value Less Encumbrances, Prior Year	Unrealized Valuation Increase/ (Decrease)	Current Year's (Depreciation) or (Amortization)/ Accretion	Current Year's Other Than Temporary Impairment Recognized	Capitalized Deferred Interest and Other	Total Change in Book/Adjusted Carrying Value (9+10-11+12)	Total Foreign Exchange Change in Book/Adjusted Carrying Value	Book/Adjusted Carrying Value Less Encumbrances on Disposal	Consideration	Foreign Exchange Gain (Loss) on Disposal	Realized Gain (Loss) on Disposal	Total Gain (Loss) on Disposal	Investment Income		
6199999. Total - Affiliated							1,892,948	0	0	0	0	0	0	0	86,892,948	86,892,948	0	0	0	0	30,552
6299999 - Totals							7,882,928	1,090,040	(496,081)	0	0	0	593,959	0	93,476,887	92,788,552	0	(688,335)	(688,335)	881,447	

STATEMENT AS OF JUNE 30, 2024 OF THE Reliance Standard Life Insurance Company

SCHEDULE D - PART 3

Show All Long-Term Bonds and Stock Acquired During the Current Quarter

1	2	3	4	5	6	7	8	9	10
CUSIP Identification	Description	Foreign	Date Acquired	Name of Vendor	Number of Shares of Stock	Actual Cost	Par Value	Paid for Accrued Interest and Dividends	NAIC Designation, NAIC Designation Modifier and SVO Administrative Symbol
36179Y-UQ-5	G2 MA9591 - RMBS		06/06/2024	PERSHING DIV OF DLJ SEC LNDING		19,430,579	19,954,381	52,657	1.A
36179Y-UR-3	G2 MA9592 - RMBS		05/23/2024	PIPER & JAFFRAY & CO		11,650,047	11,777,949	50,383	1.A
3622AC-5F-3	G2 787246 - RMBS		04/10/2024	PERSHING DIV OF DLJ SEC LNDING		4,210,704	4,974,802	7,048	1.A
38383V-MM-7	GNR 2023-003 EZ - CMO/RMBS		06/01/2024	KEYBANK CAPITAL MARKETS INC		1,330	1,330	0	1.A
38384C-L4-9	GNR 2023-115 ML - CMO/RMBS		06/10/2024	PIPER & JAFFRAY & CO		10,257,689	10,397,404	19,062	1.A
38384J-TG-9	GNR 2024-030 EL - CMO/RMBS		06/11/2024	BMO CAPITAL MARKETS		8,834,379	9,307,000	16,804	1.A
38384K-KB-6	GNR 2024-042 YC - CMO/RMBS		05/16/2024	BANC OF AMERICA/FIXED INCOME		14,850,000	15,000,000	45,833	1.A
38384K-KE-0	GNR 2024-042 EY - CMO/RMBS		05/17/2024	BANC OF AMERICA/FIXED INCOME		19,019,052	20,785,849	54,563	1.A
38384M-B7-1	GNR 2024-064 AY - CMO/RMBS		06/11/2024	BMO CAPITAL MARKETS		24,390,625	25,000,000	24,444	1.A
38384N-LM-5	GOVERNMENT NATIONAL MORTGAGE ASSOCIATION		05/23/2024	PIPER & JAFFRAY & CO		7,644,290	7,797,188	33,355	1.A
38384N-RR-8	GNR 2024-077 LB - CMO/RMBS		06/07/2024	PIPER & JAFFRAY & CO		22,647,174	22,894,000	38,475	1.A
38384P-JE-1	GNR 2024-079 KY - CMO/RMBS		06/07/2024	BMO CAPITAL MARKETS		18,057,812	20,000,000	27,500	1.A
38384P-JX-9	GNR 2024-079 HY - CMO/RMBS		06/07/2024	BMO CAPITAL MARKETS		13,467,884	14,908,667	20,499	1.A
38384P-KL-3	GNR 2024-079 CG - CMO/RMBS		06/12/2024	PIPER & JAFFRAY & CO		9,001,194	9,369,000	20,820	1.A
912803-EH-2	UNITED STATES TREASURY		04/10/2024	PIPER & JAFFRAY & CO		86,873,910	220,750,000	0	1.A
912810-TA-6	UNITED STATES TREASURY		06/10/2024	Various		1,763,934	2,740,000	9,777	1.A
912810-TM-0	UNITED STATES TREASURY		04/30/2024	JPM		656,303	735,000	13,569	1.A
912810-TV-0	UNITED STATES TREASURY		05/02/2024	Various		190,905	190,000	4,054	1.A
912810-TX-6	UNITED STATES TREASURY		06/28/2024	Various		382,066	400,000	5,248	1.A
912810-TZ-1	UNITED STATES TREASURY		05/01/2024	Various		162,563	170,000	1,469	1.A
912810-UB-2	UNITED STATES TREASURY		06/12/2024	Various		302,379	300,000	1,033	1.A
91282C-HT-1	UNITED STATES TREASURY		05/15/2024	Various		86,162	90,000	875	1.A
91282C-JZ-5	UNITED STATES TREASURY		04/30/2024	Various		4,567,457	4,800,000	35,422	1.A
91282C-KQ-3	UNITED STATES TREASURY		06/04/2024	Various		1,319,411	1,340,000	2,589	1.A
91282C-KQ-3	UNITED STATES TREASURY		06/27/2024	Various		1,846,083	1,850,000	5,602	1.A
91282C-KS-9	UNITED STATES TREASURY		06/26/2024	BANC OF AMERICA/FIXED INCOME		721,041	720,000	2,589	1.A
91282C-KT-7	UNITED STATES TREASURY		06/26/2024	Various		392,843	390,000	1,064	1.A
91282C-KU-4	UNITED STATES TREASURY		06/05/2024	Various		1,510,508	1,510,000	99	1.A
0109999999. Subtotal - Bonds - U.S. Governments						284,238,323	428,152,571	494,835	XXX
105756-CK-4	BRAZIL, FEDERATIVE REPUBLIC OF (GOVERNME	C	06/20/2024	GS		295,530	300,000	0	3.B FE
25714P-EZ-7	DOMINICAN REPUBLIC OF (GOVERNMENT)	C	06/25/2024	CGMI		148,793	150,000	0	3.C FE
MOR08Q-AE-1	AFRICAN EXPORT IMPORT BANK	D	05/29/2024	JP MORGAN SECURITIES PLC		344,817	387,000	2,963	2.B FE
M8931V-DW-1	TURKIYE IHRACAT KREDI BANKASI AS	D	04/25/2024	Various		981,597	983,000	15,238	4.B FE
P3143N-AZ-7	CORPORACION NACIONAL DEL COBRE DE CHILE	D	04/25/2024	Various		2,441,236	3,266,000	34,484	2.A FE
P4R07X-EY-8	MEXICO (UNITED MEXICAN STATES) (GOVERNME	B	06/11/2024	Various		6,215,650	7,225,488	196,587	2.A FE
P4R07X-US-3	MEXICO (UNITED MEXICAN STATES) (GOVERNME	B	06/04/2024	Various		11,111,933	13,310,609	330,329	2.A FE
P4R07X-ZL-3	MEXICO (UNITED MEXICAN STATES) (GOVERNME	B	06/07/2024	GOLDMAN		4,804,867	5,286,589	96,482	2.B FE
P56226-AQ-9	INSTITUTO COSTARRICENSE DE ELECTRICIDAD	D	05/16/2024	JP MORGAN CHASE INTL		246,494	279,000	247	3.C FE
P7808B-AB-3	PETROLEOS DEL PERU PETROPERU SA	D	05/16/2024	BNY MELLON/BCSL-SBL		567,875	886,000	20,904	4.B FE
P8T60N-KJ-9	BRAZIL, FEDERATIVE REPUBLIC OF (GOVERNME	B	05/29/2024	JP MORGAN SECURITIES LLC		1,926,369	2,104,678	69,782	3.B FE
P8T60N-QJ-3	BRAZIL, FEDERATIVE REPUBLIC OF (GOVERNME	B	04/23/2024	XP INVESTIMENTOS OCTVM SA		7,171,016	13,466,043	0	3.B FE
P9379R-BA-4	EMPRESAS PUBLICAS DE MEDELLIN ESP	D	05/17/2024	MIDLGB22 HSBC BK LONDON		615,038	710,000	10,310	2.C FE
U4586H-HT-3	INTERNATIONAL BANK FOR RECONSTRUCTION AN	B	04/25/2024	GOLDMAN		496,154	513,932	5,242	1.A FE
U4586H-SG-9	INTERNATIONAL BANK FOR RECONSTRUCTION AN	B	04/17/2024	TD-MUNI		1,494,447	1,495,058	22,705	1.A FE
V0055B-AY-1	AFRICA FINANCE CORP	D	05/29/2024	JP MORGAN SECURITIES PLC		647,305	736,000	1,881	1.G FE
Y20339-AL-4	DEVELOPMENT BANK OF THE PHILIPPINES	D	04/25/2024	Various		1,988,864	2,426,000	6,573	2.B FE
0309999999. Subtotal - Bonds - All Other Governments						41,497,984	53,525,396	813,726	XXX
20772J-AC-6	CONNECTICUT ST		04/10/2024	DEUTSCHE BANK SECURITIES, INC.		2,534,483	2,555,000	3,974	1.D FE
452151-LF-8	ILLINOIS ST		06/11/2024	JP MORGAN SECURITIES LLC		6,925,294	7,058,824	11,000	1.G FE
68609U-KC-8	OREGON		04/25/2024	MORGAN STANLEY & COMPANY, INC.		7,000,000	7,000,000	0	1.B FE

E04

STATEMENT AS OF JUNE 30, 2024 OF THE Reliance Standard Life Insurance Company

SCHEDULE D - PART 3

Show All Long-Term Bonds and Stock Acquired During the Current Quarter

1	2	3	4	5	6	7	8	9	10
CUSIP Identification	Description	Foreign	Date Acquired	Name of Vendor	Number of Shares of Stock	Actual Cost	Par Value	Paid for Accrued Interest and Dividends	NAIC Designation, NAIC Designation Modifier and SVO Administrative Symbol
050999999. Subtotal - Bonds - U.S. States, Territories and Possessions						16,459,777	16,613,824	14,974	XXX
034825-V5-5	ANGLETON TEX INDPT SCH DIST		05/13/2024	WELLS FARGO SECURITIES LLC		2,823,788	2,900,000	0	1.A FE
167505-NG-7	CHICAGO ILL BRD ED		04/29/2024	WELLS FARGO SECURITIES LLC		980,000	1,000,000	0	3.A FE
248776-CU-8	DENTON		04/24/2024	Jefferies		5,531,164	5,685,000	0	1.A FE
373695-CE-3	GERALD R FORD INTL ARPT AUTH MICH REV		04/24/2024	JP MORGAN SECURITIES LLC		4,983,332	4,765,000	0	1.A FE
373695-CF-0	GERALD R FORD INTL ARPT AUTH MICH REV		04/24/2024	JP MORGAN SECURITIES LLC		2,598,625	2,500,000	0	1.A FE
412707-AA-9	HARLANDALE TEX INDPT SCH DIST		05/10/2024	JP MORGAN SECURITIES LLC		8,114,535	7,760,000	0	1.E FE
448474-ZR-0	HUTTO TEX		06/10/2024	HILLTOP SECURITIES INC		2,218,143	2,325,000	0	1.E FE
64966H-VY-6	NEW YORK CITY		04/24/2024	BARCLAYS CAPITAL INC		10,082,400	10,000,000	235,464	1.C FE
64966H-YY-4	NEW YORK CITY		04/10/2024	SAMUEL A RAMIREZ & COMPANY INC		4,995,400	5,000,000	102,726	1.C FE
94857D-AB-4	WEEHAWKEN TWP N J PKG AUTH PKG REV		06/28/2024	RAYMOND JAMES & ASSOCIATES		3,000,000	3,000,000	0	2.C FE
950885-VM-1	WESLACO TEX INDPT SCH DIST		05/30/2024	HILLTOP SECURITIES INC		3,973,436	4,085,000	0	1.A FE
070999999. Subtotal - Bonds - U.S. Political Subdivisions of States, Territories and Possessions						49,300,824	49,020,000	338,190	XXX
01F022-68-3	FNCL-2.5N-AUG-2024 - MBS		06/26/2024	Citigroup (SSB)		410,684	500,000	0	1.A
01F032-65-8	FNCL-3.5N-MAY-2024 - MBS		04/04/2024	GOLDMAN SACHS AND CO.		(24,011,016)	(27,000,000)	0	1.A
01F032-66-6	FNCL-3.5N-JUN-2024 - MBS		05/07/2024	GOLDMAN SACHS AND CO.		(23,770,547)	(27,000,000)	0	1.A
01F032-67-4	FNCL-3.5N-JUL-2024 - MBS		06/04/2024	GOLDMAN SACHS AND CO.		(23,962,500)	(27,000,000)	0	1.A
120827-ED-8	BURBANK GLENDALE PASADENA ARPT AUTH CALI		05/23/2024	BANC OF AMERICA/FIXED INCOME		1,073,650	1,000,000	0	1.F FE
120827-EE-6	BURBANK GLENDALE PASADENA ARPT AUTH CALI		05/23/2024	BANC OF AMERICA/FIXED INCOME		972,480	1,000,000	0	1.E FE
120827-EF-3	BURBANK GLENDALE PASADENA ARPT AUTH CALI		05/23/2024	BANC OF AMERICA/FIXED INCOME		935,751	875,000	0	1.F FE
20775H-T6-0	CONNECTICUT ST HSG FIN AUTH HSG MTG FIN		05/01/2024	RBC CAPITAL MARKETS, LLC		100,000	100,000	0	1.A FE
20775H-T7-8	CONNECTICUT ST HSG FIN AUTH HSG MTG FIN		05/01/2024	RBC CAPITAL MARKETS		10,000,000	10,000,000	0	1.A FE
235036-4X-5	DALLAS FORT WORTH TEX INTL ARPT REV		04/19/2024	WELLS FARGO SECURITIES LLC		1,297,835	1,750,000	26,287	1.E FE
23503C-CG-0	DALLAS FORT WORTH TEX INTL ARPT REV		04/19/2024	WELLS FARGO SECURITIES LLC		1,437,705	1,500,000	35,798	1.E FE
25477G-RW-7	DISTRICT COLUMBIA INCOME TAX REV		05/14/2024	Various		7,850,600	9,290,000	44,563	1.B FE
3130B0-RQ-4	FEDERAL HOME LOAN BANKS		04/10/2024	FHN FINANCIAL SECURITIES CORP		249,875	250,000	0	1.B FE
3132DW-BU-6	FH SD8151 - RMBS		05/30/2024	BNP Paribas		1,036,142	1,277,216	2,661	1.A
3132DW-LA-9	FH SD8421 - RMBS		04/10/2024	NOMURA SECURITIES INTL INC		245,090	245,205	490	1.A
3136BN-HB-5	FNR 2022-44 EZ - CMO/RMBS		06/01/2024	WELLS FARGO SECURITIES LLC		6,849	6,849	0	1.A
3136BP-NP-2	FNR 2022-87 BZ - CMO/RMBS		06/01/2024	Morgan Stanley & Co. LLC		3,715	3,715	0	1.A
3136BQ-EH-8	FNR 2023-37 BZ - CMO/RMBS		06/01/2024	BANK OF AMERICA SECURITIES		7,164	7,164	0	1.A
3137HB-AD-3	FHR 5236 BZ - CMO/RMBS		06/01/2024	MUFG SECURITIES AMERICAS INC.		6,849	6,849	0	1.A
3137HB-RC-5	FHR 5295 ZA - CMO/RMBS		06/01/2024	BNP PARIBAS SECURITIES CORP.		3,312	3,312	0	1.A
3137HB-XZ-2	FHR 5386 HZ - CMO/RMBS		06/01/2024	BARCLAYS CAPITAL INC		1,388	1,388	0	1.A
3137HC-P3-0	FHR 5413 MD - CMO/RMBS		04/25/2024	STONEX FINANCIAL INC.		249,199	250,000	1,208	1.A
3137HC-QL-9	FHR 5410 KB - CMO/RMBS		04/25/2024	BMO Capital Markets Corp.		249,199	250,000	1,208	1.A
3137HD-GZ-7	FHR 5419 EZ - CMO/RMBS		06/01/2024	STONEX FINANCIAL INC.		247,354	251,250	1,250	1.A
31418D-V8-2	FN MA4238 - RMBS		05/29/2024	Direct		564,765	700,213	1,410	1.A
34074M-6B-2	FLORIDA HSG FIN CORP REV		05/23/2024	BANK OF AMERICA SECURITIES		250,000	250,000	0	1.A FE
368497-JL-8	GEISINGER AUTH PA HEALTH SYS REV		05/20/2024	WELLS FARGO SECURITIES LLC		1,479,375	1,500,000	16,167	1.D FE
386442-AB-0	GRAND RIVER DAM AUTH OKLA REV		06/26/2024	GOLDMAN		2,300,000	2,300,000	0	1.E FE
41423P-DW-4	HARRIS CNTY TEX TOLL RD REV		05/22/2024	RAYMOND JAMES & ASSOCIATES		2,444,125	2,500,000	0	1.C FE
41423P-DY-0	HARRIS CNTY TEX TOLL RD REV		05/22/2024	RAYMOND JAMES & ASSOCIATES		4,740,900	5,000,000	0	1.C FE
43209A-AR-1	HILLSBORO ECONOMIC DEVELOPMENT COUNCIL		04/23/2024	J P MORGAN SECURITIES		1,007,120	1,000,000	14,853	1.E FE
438701-J4-7	HONOLULU HAWAII CITY & CNTY WASTEWR SYS		04/17/2024	JP MORGAN SECURITIES LLC		4,161,400	5,000,000	45,000	1.C FE
45203M-YG-0	ILLINOIS HSG DEV AUTH REV		05/01/2024	JEFFERIES LLC		100,000	100,000	0	1.A FE
452227-JN-2	ILLINOIS ST SALES TAX REV		06/25/2024	MARKETAXESS CORPORATION		5,826,552	6,062,000	8,558	1.F FE
45505T-Y4-7	INDIANA ST HSG & CNTY DEV AUTH SINGLE F		04/18/2024	JP MORGAN SECURITIES INC.		10,000,000	10,000,000	0	1.B FE

STATEMENT AS OF JUNE 30, 2024 OF THE Reliance Standard Life Insurance Company

SCHEDULE D - PART 3

Show All Long-Term Bonds and Stock Acquired During the Current Quarter

1	2	3	4	5	6	7	8	9	10
CUSIP Identification	Description	Foreign	Date Acquired	Name of Vendor	Number of Shares of Stock	Actual Cost	Par Value	Paid for Accrued Interest and Dividends	NAIC Designation, NAIC Designation Modifier and SVO Administrative Symbol
46247E-AX-3	IOWA FINANCE AUTHORITY		05/08/2024	Morgan Stanley & Co. LLC		100,000	100,000	0	1.A FE
57419U-DJ-4	COMMUNITY DEVELOPMENT ADMINISTRATION MAR		04/23/2024	MERRILL LYNCH FIXED INCOME		10,000,000	10,000,000	0	1.B FE
57587G-TM-7	MASSACHUSETTS ST HSG FIN AGY HSG REV		06/24/2024	WELLS FARGO SECURITIES LLC		99,750	100,000	394	1.B FE
582643-DM-9	METROPOLITAN WASH D C ARPTS AUTH DULLES		05/20/2024	WELLS FARGO SECURITIES LLC		2,193,970	2,300,000	13,033	1.E FE
60416U-CC-7	MINNESOTA HOUSING FINANCE AGENCY		04/10/2024	RBC CAPITAL MARKETS		750,000	750,000	0	1.B FE
60733U-AA-9	MOBILE COUNTY INDUSTRIAL DEVELOPMENT AUT		06/12/2024	MERRILL LYNCH PIERCE FENNER & SMITH INC.		1,500,000	1,500,000	0	2.C FE
641279-YQ-1	NEVADA HSG DIV SINGLE FAMILY MTG REV		05/01/2024	JP MORGAN SECURITIES INC.		9,000,000	9,000,000	0	1.B FE
64971W-H7-8	NEW YORK N Y CITY TRANSITIONAL FIN AUTH		05/14/2024	Various		6,594,825	7,500,000	67,031	1.A FE
64971X-G5-1	NEW YORK N Y CITY TRANSITIONAL FIN AUTH		05/09/2024	RBC CAPITAL MARKETS		1,962,725	2,500,000	21,250	1.A FE
64972F-T3-0	NEW YORK N Y CITY MUN WTR FIN AUTH WTR &		05/28/2024	WELLS FARGO SECURITIES LLC		7,281,225	7,245,000	188,921	1.B FE
64972F-T6-3	NEW YORK N Y CITY MUN WTR FIN AUTH WTR &		06/14/2024	WELLS FARGO SECURITIES LLC		9,125,145	9,195,000	44,016	1.B FE
64972F-Y3-4	NEW YORK N Y CITY MUN WTR FIN AUTH WTR &		04/30/2024	JP MORGAN SECURITIES LLC		5,025,000	5,000,000	111,921	1.B FE
64972J-HC-5	NEW YORK N Y CITY TRANSITIONAL FIN AUTH		05/15/2024	JP MORGAN SECURITIES LLC		2,500,100	2,500,000	0	1.A FE
64972J-JD-1	NEW YORK N Y CITY TRANSITIONAL FIN AUTH		05/30/2024	RBC CAPITAL MARKETS		2,727,975	2,500,000	2,917	1.B FE
649902-T3-7	NEW YORK ST DORM AUTH ST PERS INCOME TAX		04/10/2024	BANC OF AMERICA/FIXED INCOME		2,490,075	2,500,000	10,500	1.B FE
650028-XK-4	NEW YORK ST TWY AUTH ST PERS INCOME TAX		05/30/2024	WELLS FARGO SECURITIES LLC		4,893,357	6,450,000	40,850	1.B FE
677632-MV-0	OHIO ST UNIV GEN RCPTS		04/15/2024	RBC CAPITAL MARKETS		9,468,000	10,000,000	185,489	1.B FE
686087-3M-7	OREGON ST HSG & CMNTY SVCS DEPT MTG REV		05/01/2024	MERRILL LYNCH FIXED INCOME		9,000,000	9,000,000	0	1.C FE
73360C-AS-3	PORT BEAUMONT TEX NAV DIST DOCK & WHARF		05/31/2024	MORGAN STANLEY & COMPANY		5,000,000	5,000,000	0	5.B GI
759911-4F-4	REGIONAL TRANSN AUTH ILL		05/15/2024	SUNTRUST		4,812,800	5,000,000	92,222	1.C FE
88046K-NH-5	TENNESSEE HOUSING DEVELOPMENT AGENCY		05/15/2024	RBC CAPITAL MARKETS, LLC		100,000	100,000	0	1.B FE
882667-AZ-1	TEXAS PRIVATE ACTIVITY BD SURFACE TRANSN		05/24/2024	Jefferies		2,057,675	2,500,000	40,582	2.B FE
882750-YV-8	TEXAS ST DEPT HSG & CMNTY AFFAIRS RESIDE		06/26/2024	Various		1,600,945	1,600,000	0	1.B FE
88283L-HU-3	TEXAS TRANSN COMMN ST HWY FD REV		04/10/2024	DEUTSCHE BANK SECURITIES, INC.		4,977,750	5,000,000	7,911	1.A FE
89602N-VM-3	TRIBOROUGH BRDG & TUNL AUTH N Y REVS		06/21/2024	MORGAN STANLEY & COMPANY, INC.		2,996,250	3,000,000	18,038	1.D FE
914119-5C-2	UNIVERSITY CINCINNATI OHIO GEN RCPTS		05/30/2024	RBC CAPITAL MARKETS		2,000,000	2,000,000	0	1.D FE
914119-5D-0	UNIVERSITY CINCINNATI OHIO GEN RCPTS		05/30/2024	RBC CAPITAL MARKETS		2,700,000	2,700,000	0	1.D FE
91523N-GW-0	UNIVERSITY WASH UNIV REVS IAM COML PAPER		06/20/2024	MORGAN STANLEY & COMPANY, INC.		3,045,438	3,125,000	34,701	1.B FE
0909999999	Subtotal - Bonds - U.S. Special Revenues					101,518,020	100,145,161	1,079,229	XXX
000000-00-0	SISETI 8.5 5/32 8.5 02 MAY 2032 144A		04/24/2024	CITIGROUP GLOBAL MKTS INC (TAXABLE FI)		369,000	369,000	0	5.B GI
000000-00-0	BELLIS ACQUISITION COMPANY PLC		05/02/2024	BANK OF NEW YORK/BARCLAYS LONDON, NY		488,709	488,475	0	4.A FE
000000-00-0	VAKBN 9.0000 10/34 FRN 05 OCT 2034 144A		06/26/2024	Standard Chartered Bank		210,000	210,000	0	5.B GI
000000-00-0	PICARD GROUPE SAS		06/26/2024	GOLDMAN		266,975	267,825	0	4.B FE
66981*-AA-1	PEGASUS A NOTE - ABS		06/28/2024	DIRECT		21,600,341	21,600,341	0	1.D
00075X-AG-2	ABFC 2006-0PT2 M1 - RMBS		05/28/2024	REDWINE AND COMPANY		6,741	6,741	0	6. FM
00177G-AU-5	AMMC 25R DR - CDO	C.	06/10/2024	Direct		7,000,000	7,000,000	0	2.C FE
00177L-AA-8	AMMC 24 A - CDO	C.	04/12/2024	SANTANDER		3,999,200	4,000,000	63,933	1.A FE
00206R-LV-2	AT&T INC		05/30/2024	HSBC SECURITIES		1,982,760	3,000,000	23,117	2.B FE
004421-NY-5	ACE 2005-RM2 M6 - RMBS		06/25/2024	CREDIT SUISSE SECURITIES (USA)		110	110	0	1.A FM
004421-WR-0	ACE 2006-HE1 M1 - RMBS		06/25/2024	CREDIT SUISSE SECURITIES (USA)		268	268	0	1.A FM
00703R-AE-0	ARMT 2007-3 2A1 - CMO/RMBS		05/01/2024	Direct		181	181	0	1.A FM
00764M-DJ-3	AABST 2004-5 M3 - RMBS		06/25/2024	CREDIT SUISSE SECURITIES (USA)		484	484	0	6. FM
007866-AE-6	AEROPUERTOS DOMINICANOS SIGLO XXI SA	C.	06/27/2024	CITIGROUP GLOBAL MKTS INC (TAXABLE FI)		203,000	203,000	0	3.B FE
007944-AK-7	ADVENTIST HEALTH SYSTEM/WEST		05/15/2024	RBC CAPITAL MARKETS		7,000,000	7,000,000	0	2.A FE
00817Y-AZ-1	AETNA INC		06/07/2024	HSBC SECURITIES		1,478,720	2,000,000	24,757	2.B FE
00971Y-AL-4	AKBANK TAS	C.	06/13/2024	CITIBANK, NA		470,000	470,000	0	4.C FE
02128L-AC-0	ALTA EQUIPMENT GROUP INC		05/21/2024	JPM		29,128	30,000	0	4.C FE
02147P-BX-1	CIWALT 2006-29T1 223 - CMO/RMBS		05/25/2024	Direct		2	2	0	1.A FM

E04.2

STATEMENT AS OF JUNE 30, 2024 OF THE Reliance Standard Life Insurance Company

SCHEDULE D - PART 3

Show All Long-Term Bonds and Stock Acquired During the Current Quarter

1	2	3	4	5	6	7	8	9	10
CUSIP Identification	Description	Foreign	Date Acquired	Name of Vendor	Number of Shares of Stock	Actual Cost	Par Value	Paid for Accrued Interest and Dividends	NAIC Designation, NAIC Designation Modifier and SVO Administrative Symbol
02147R-AG-5	CWALT 2006-23CB 1A7 - CMO/RMBS		06/01/2024	Direct		12,500	34,036	0	1.A FM
02148A-AF-3	CWALT 2006-34 A6 - CMO/RMBS		06/01/2024	Direct		21	21	0	1.A FM
02149V-AJ-8	CWALT 2007-3T1 1A9 - CMO/RMBS		06/01/2024	Direct		13	13	0	1.A FM
02150G-AX-6	CWALT 2007-11T1 A21 - CMO/RMBS		06/01/2024	Direct		1,180	1,180	0	1.A FM
02150G-BM-9	CWALT 2007-11T1 A35 - CMO/RMBS		06/25/2024	JANNEY MONTGOMERY SCOTT INC		2,101	2,101	0	1.A FM
02151G-AB-3	CWALT 2007-24 A2 - CMO/RMBS		04/25/2024	Direct		1	1	0	5.B FM
02151G-AD-9	CWALT 2007-24 A4 - CMO/RMBS		04/25/2024	MERRILL LYNCH PIERCE FENNER & SMITH INC.		3	3	0	1.A FM
02660T-BV-4	AHM 2004-3 MH1 - RMBS		06/25/2024	CREDIT SUISSE SECURITIES (USA)		1,645	1,645	0	1.A FM
02660T-HZ-9	AHM 2006-1 1A2 - CMO/RMBS		05/28/2024	MORGAN STANLEY & CO LLC		10,398	10,398	0	6. FM
03073E-AU-9	CENCORA INC		04/29/2024	US BANCORP INVESTMENTS INC.		582,894	600,000	7,175	2.A FE
03115A-AC-7	AMFAM HOLDINGS INC		05/29/2024	GOLDMAN, SACHS & CO.		57,616	100,000	841	2.C FE
032654-BC-8	ANALOG DEVICES INC		04/01/2024	BANC OF AMERICA/FIXED INCOME		189,012	190,000	0	1.F FE
03328T-BY-0	ANCHC 7RRR DR3 - CDO	C.	05/16/2024	Jefferies		15,600,000	15,600,000	0	2.C FE
03329K-BG-7	ANCHC 8RR DR2 - CDO	C.	06/17/2024	NOMURA SECURITIES/FIXED INCOME		1,500,000	1,500,000	19,139	2.B FE
03329W-AJ-6	ANCHC 25 D - CDO	C.	05/07/2024	WELLS FARGO SECURITIES LLC		7,920,000	8,000,000	33,337	2.A FE
03330N-BC-7	ANCHC 11RR DR2 - CDO		06/07/2024	CITIGROUP GLOBAL MARKETS, INC		6,500,000	6,500,000	0	2.C FE
034863-BE-9	ANGLO AMERICAN CAPITAL PLC	C.	04/16/2024	J P MORGAN SECURITIES		967,800	1,000,000	2,076	2.B FE
034863-BF-6	ANGLO AMERICAN CAPITAL PLC	C.	04/03/2024	MORGAN STANLEY & COMPANY		197,234	200,000	0	2.B FE
036752-BA-0	ELEVANCE HEALTH INC		06/21/2024	CGMI		55,538	55,000	207	2.A FE
03769M-AC-0	APOLLO GLOBAL MANAGEMENT INC		05/16/2024	Various		280,000	280,000	0	1.F FE
037984-AA-9	AQUILA FDG 2024-1 A - ABS		05/10/2024	DIRECT LOAN FUND		250,000	250,000	0	1.E FE
03881V-AS-8	AMST 2021-MF2 C - CMBS		06/21/2024	BANC OF AMERICA/FIXED INCOME		1,790,100	2,210,000	3,965	1.G FE
04009G-AG-2	ARES LIII C - CDO	C.	04/29/2024	CITIGROUP GLOBAL MARKETS, INC		300,000	300,000	480	1.F FE
040104-MM-0	ARSI 2004-W11 M7 - RMBS		06/25/2024	CREDIT SUISSE SECURITIES (USA)		244	244	0	6. FM
04016V-AC-9	ARES 47 A2 - CDO	C.	04/05/2024	SCOTIA CAPITAL USA INC		1,996,000	2,000,000	31,386	1.A FE
04017F-AJ-8	ARES XLVIII D - CDO		06/26/2024	PIPER & JAFFRAY & CO		300,000	300,000	4,557	2.C FE
04017W-AS-1	ARES 54R DR - CDO	C.	04/26/2024	BARCLAYS CAPITAL INC		2,000,000	2,000,000	0	2.C FE
04017W-AS-1	ARES 54R DR - CDO	C.	04/26/2024	BARCLAYS CAPITAL INC		5,000,000	5,000,000	0	2.C FE
04505A-AA-7	ASHTREAD CAPITAL INC		04/11/2024	HSBC SECURITIES		1,208,925	1,250,000	12,222	2.C FE
04541G-XD-9	ABSHE 2006-HE3 M1 - RMBS		06/25/2024	CREDIT SUISSE SECURITIES (USA)		870	870	0	1.A FM
05493B-AA-6	BBOIS 2020-BID A - CMBS		04/09/2024	JPM		298,781	300,000	1,706	1.A FE
05533W-AF-1	BCAP 2011-RR3 1A6 - CMO/RMBS	C.	06/01/2024	PERSHING DIV OF DLJ SEC LNDING		23	23	0	1.A FM
05534A-AR-2	BCAP 2011-RR5 151 - CMO/RMBS		05/01/2024	Direct		31,356	354	0	1.A FM
05534A-AR-2	BCAP 2011-RR5 151 - CMO/RMBS		06/01/2024	BREAN CAPITAL, LLC		3	3	0	1.A FM
05534A-AR-2	BCAP 2011-RR5 151 - CMO/RMBS		06/01/2024	MERRILL LYNCH PIERCE FENNER & SMITH INC.		6	6	0	1.A FM
05555A-AD-7	BBOIS 2024-C26 A5 - CMBS		05/09/2024	BARCLAYS CAPITAL INC		2,317,372	2,250,000	8,015	1.A FE
05555A-AK-1	BBOIS 2024-C26 C - CMBS		05/09/2024	BARCLAYS CAPITAL INC		1,694,322	1,750,000	6,417	1.G FE
05610A-AE-8	BX 22FOX2 C - CMBS		05/30/2024	J P MORGAN SECURITIES		3,981,059	4,084,446	12,028	1.G FE
05612T-AE-5	BX 24VLT4 C - CMBS		05/31/2024	Various		4,239,375	4,250,000	0	1.G FE
05612T-AG-0	BX 24VLT4 D - CMBS		05/31/2024	GOLDMAN, SACHS & CO.		249,375	250,000	0	1.G FE
05683H-BE-4	BCC 172RRR DR3 - CDO	C.	06/21/2024	NOMURA SECURITIES/FIXED INCOME		11,300,000	11,300,000	0	5.B GI
05684D-AW-3	BCC 201R DR - CDO	C.	04/18/2024	Jefferies		4,000,000	4,000,000	0	2.C FE
05684N-AC-5	BCC 223 A2 - CDO	C.	04/03/2024	RBC CAPITAL MARKETS		1,499,850	1,500,000	23,261	1.A FE
05766G-AC-1	BOBA 212 A2 - CDO	C.	04/02/2024	SCOTIA CAPITAL USA INC		2,998,500	3,000,000	41,877	1.A FE
05971U-2E-6	BANCO DE CREDITO DEL PERU	C.	05/10/2024	Standard Chartered Bank		219,835	220,000	4,397	2.C FE
06000B-AC-6	BANGKOK BANK PCL	C.	06/26/2024	MORGAN STANLEY & COMPANY		1,074,632	1,080,000	0	2.A FE
06211U-CD-5	BANK5 2024-5YR7 C - CMBS		06/03/2024	MORGAN STANLEY & COMPANY, INC.		3,054,072	3,000,000	7,104	1.G FE
06540G-BA-5	BANK 24BN47 C - CMBS		06/11/2024	WELLS FARGO SECURITIES LLC		1,023,153	1,000,000	4,588	1.F FE
06540M-BV-6	BANK 2022-BNK41 - CMBS		06/06/2024	BANC OF AMERICA/FIXED INCOME		1,003,432	1,175,000	742	1.D FE
07336U-AA-1	BBVA MEXICO SA	C.	05/22/2024	BANC OF AMERICA/FIXED INCOME		2,103,000	2,000,000	68,069	3.B FE

E04.3

STATEMENT AS OF JUNE 30, 2024 OF THE Reliance Standard Life Insurance Company

SCHEDULE D - PART 3

Show All Long-Term Bonds and Stock Acquired During the Current Quarter

1	2	3	4	5	6	7	8	9	10
CUSIP Identification	Description	Foreign	Date Acquired	Name of Vendor	Number of Shares of Stock	Actual Cost	Par Value	Paid for Accrued Interest and Dividends	NAIC Designation, NAIC Designation Modifier and SVO Administrative Symbol
07386H-HW-4	BALTA 2004-4 B - RMBS		05/28/2024	JANNEY MONTGOMERY SCOTT INC		247	247	0	1.A FM
073879-LR-7	BSABS 2004-AC6 M1 - RMBS		06/25/2024	Direct		92,278	92,278	0	1.A FM
073879-PW-2	BSABS 2005-HE1 M6 - RMBS		04/25/2024	ICBC FINANCIAL SERVICES LLC (ICBCFS)		285	285	0	5.B FM
08182B-AL-2	BSP XVII AR - CDO		06/13/2024	SCOTIA CAPITAL USA INC		4,000,000	4,000,000	44,468	1.A FE
095796-AK-4	BLUE RACER MIDSTREAM LLC		05/16/2024	Various		252,486	250,000	0	4.B FE
097023-DL-6	BOEING CO		04/29/2024	J P MORGAN SECURITIES		890,000	890,000	0	2.C FE
10570N-AA-6	BRAVO 24CES1 A1A - RMBS		04/30/2024	Morgan Stanley & Co. LLC		150,000	150,000	1,036	1.A FE
11952A-AA-0	BUFFALO ENERGY MEXICO HOLDINGS SA DE CV	C.	05/29/2024	JP MORGAN CHASE INTL		624,340	589,000	16,492	2.C FE
12478C-BA-8	CBAM 2018-8, LTD. - CDO	C.	05/10/2024	MORGAN STANLEY & COMPANY, INC.		4,975,000	5,000,000	0	2.C FE
12489W-QJ-6	CBASS 2005-CB8 M2 - RMBS		06/25/2024	BREAN CAPITAL, LLC		31,846	31,846	0	4.A FM
125491-AT-7	CI FINANCIAL CORP		06/04/2024	J P MORGAN SECURITIES		29,850	30,000	31	2.C FE
12550A-BK-1	CIFC 14SPRR CR - CDO		06/28/2024	BNP PARIBAS, S.A.		2,000,000	2,000,000	0	5.B GI
125523-BK-5	CIGNA GROUP		06/11/2024	MERRILL LYNCH PIERCE FENNER & SMITH INC.		294,429	385,000	2,382	2.A FE
12598F-AC-3	CPI CG INC		06/26/2024	J.P. Morgan Securities LLC		100,000	100,000	0	4.B FE
12621E-AM-5	CNO FINANCIAL GROUP INC		05/10/2024	Various		200,163	200,000	9	2.C FE
12638G-AD-1	CSMC 2006-CF3 M3 - RMBS		05/28/2024	Direct		1,711	1,711	0	5.A FM
12642J-DG-9	CSMC 2009-11R 4A2 - CMO/RMBS		06/01/2024	Amherst Securities Group LLC		1,453	1,453	0	1.A FM
12649F-BY-3	CSMC 2014-11R 7A2 - CMO/RMBS		04/01/2024	Direct		74	74	0	1.A FM
126650-CY-4	CVS HEALTH CORP		04/18/2024	CITADEL SECURITIES LLC		149,194	170,000	609	2.B FE
126650-ED-8	CVS HEALTH CORP		05/07/2024	STATE STREET GLOBAL MARKETS, L		159,885	160,000	0	2.B FE
126673-DU-3	CIVL 2004-7 MF5 - RMBS		04/01/2024	Direct		6,766	6,766	0	1.A FM
126673-DU-3	CIVL 2004-7 MF5 - RMBS		06/01/2024	Direct		29,808	1,803	0	1.A FM
126676-RB-8	CIWALT 2005-41 1X - CMO/RMBS		05/01/2024	BONY MELLON/BMO CAP MKTS		23,917	23,917	0	5.B GI
12669F-N3-3	CIHL 2004-12 9A2 - RMBS		06/17/2024	SG AMERICAS SECURITIES, LLC		348,558	405,300	987	6. FE
12669G-V8-1	CIHL 2005-J2 3A9 - CMO/RMBS		06/25/2024	CREDIT SUISSE SECURITIES (USA)		1,045	1,045	0	1.A FM
14149Y-BP-2	CARDINAL HEALTH INC		04/29/2024	HSBC SECURITIES		589,908	600,000	6,449	2.B FE
14310Q-AU-2	CGFM 151R BR - CDO		05/30/2024	CITIGROUP GLOBAL MARKETS INC.		250,000	250,000	0	1.F FE
14315J-BG-3	CGMS 172RR DR2 - CDO	C.	05/13/2024	CITIGROUP GLOBAL MARKETS, INC		7,000,000	7,000,000	0	2.B FE
14316C-AL-7	CGMS 2014-4-R C - CDO	C.	06/26/2024	Brownstone Investment Group LLC		3,329,650	3,347,055	57,623	2.C FE
144527-AE-8	CARR 2007-FRE1 M1 - RMBS		06/25/2024	BAIRD, ROBERT W., & COMPANY IN		83,897	83,897	0	6. FM
151191-BD-4	CELULOSA ARAUCO Y CONSTITUCION SA	C.	04/17/2024	HSBC SECURITIES		569,500	680,000	17,349	2.C FE
15132H-AJ-0	CENCOSUD SA	C.	05/22/2024	BANC OF AMERICA/FIXED INCOME		390,671	395,000	0	2.C FE
15189W-AS-9	CENTERPOINT ENERGY RESOURCES CORP		06/17/2024	Wells Fargo Securities, LLC		119,804	120,000	0	1.G FE
15231A-AJ-5	CXHE 2006-A M5 - RMBS		06/25/2024	SAMUEL A RAMIREZ & CO INC		3,109	3,109	0	5.B FM
156945-AE-7	CERB 43R C - CDO		05/23/2024	BANC OF AMERICA/FIXED INCOME		250,000	250,000	0	1.G FE
161175-BC-7	CHARTER COMMUNICATIONS OPERATING LLC		04/19/2024	Various		2,410,267	2,630,000	54,459	2.C FE
161175-BN-3	CHARTER COMMUNICATIONS OPERATING LLC		04/19/2024	HSBC SECURITIES		605,625	750,000	2,635	2.C FE
161175-CK-8	CHARTER COMMUNICATIONS OPERATING LLC		04/17/2024	JP MORGAN SECURITIES LLC		1,497,100	2,000,000	5,250	2.C FE
161175-CO-5	CHARTER COMMUNICATIONS OPERATING LLC		05/09/2024	MORGAN STANLEY & COMPANY, INC.		999,440	1,000,000	0	2.C FE
161175-CR-3	CHARTER COMMUNICATIONS OPERATING LLC		05/17/2024	Various		2,030,761	2,020,000	1,969	2.C FE
168829-AA-7	CHILE ELECTRICITY LUX MPC SARL	C.	05/17/2024	MIDLGB22 HSBC BK LONDON		319,555	316,000	6,383	1.F FE
169905-AG-1	CHOICE HOTELS INTERNATIONAL INC		04/26/2024	STIFEL NICOLAUS & COMPANY INC.		85,990	100,000	1,079	2.C FE
169905-AH-9	CHOICE HOTELS INTERNATIONAL INC		06/26/2024	Various		197,667	200,000	0	2.C FE
172967-PL-9	CITIGROUP INC		06/27/2024	ML		324,890	325,000	836	1.G FE
17315J-AV-4	CMLTI 2009-6 102 - CMO/RMBS		06/01/2024	Direct		308	308	0	1.A FM
17317N-AD-3	CMLTI 2010-10 1A4 - CMO/RMBS		04/25/2024	Direct		57	57	0	1.A FM
17325F-BG-2	CITIBANK NA		04/23/2024	CITIGROUP GLOBAL MARKETS INC.		250,000	250,000	0	1.E FE
18912U-AA-0	CLOUD SOFTWARE GROUP INC		05/08/2024	Various		1,942,500	2,000,000	20,000	5.B FE
20047D-AE-4	COMM 24WCL1 C - CMBS		06/05/2024	DEUTSCHE BANK SECURITIES, INC.		3,989,924	4,000,000	0	1.G FE

STATEMENT AS OF JUNE 30, 2024 OF THE Reliance Standard Life Insurance Company

SCHEDULE D - PART 3

Show All Long-Term Bonds and Stock Acquired During the Current Quarter

1	2	3	4	5	6	7	8	9	10
CUSIP Identification	Description	Foreign	Date Acquired	Name of Vendor	Number of Shares of Stock	Actual Cost	Par Value	Paid for Accrued Interest and Dividends	NAIC Designation, NAIC Designation Modifier and SVO Administrative Symbol
22541S-SY-5	CSFB 2004-FRE1 B4 - RMBS		04/09/2024	REDWINE AND COMPANY		805,072	1,238,572	5,436	6. FE
22546M-AQ-9	CSMC 2005-1R 2A5 - CMO/RMBS		04/01/2024	Direct	132			0	1.A FM
2254W0-NP-6	CSFB 2005-11 4A1 - CMO/RMBS		04/01/2024	Direct	231		231	0	1.A FM
22944B-AL-2	CSMC 2007-5 111 - CMO/RMBS		04/01/2024	SG AMERICAS SECURITIES, LLC		4,088	4,088	0	5.B GI
233046-AK-7	DNKN 2019-1 A22 - RMBS		04/18/2024	BARCLAYS CAPITAL INC		91,848	95,500	661	2.B FE
23307K-AE-7	DBWF 24LCRS C - CMBS		06/14/2024	DEUTSCHE BANK SECURITIES, INC.		2,992,500	3,000,000	1,326	1.G FE
233853-AY-6	DAIMLER TRUCK FINANCE NORTH AMERICA LLC		06/17/2024	J P MORGAN SECURITIES		289,023	290,000	0	1.G FE
233853-BA-7	DAIMLER TRUCK FINANCE NORTH AMERICA LLC		06/17/2024	J P MORGAN SECURITIES		149,748	150,000	0	1.G FE
24422E-XU-8	JOHN DEERE CAPITAL CORP		06/06/2024	JP Morgan		1,996,120	2,000,000	0	1.E FE
25150Q-AB-3	DBALT 2006-0A1 A2 - RMBS		04/25/2024	Direct		261	261	0	5.B FM
25150Q-AB-3	DBALT 2006-0A1 A2 - RMBS		04/25/2024	MERRILL LYNCH PIERCE FENNER		2,087	2,087	0	5.B FM
25150U-AB-4	DBALT 2007-0A2 A2 - RMBS		06/25/2024	Direct		15,077	15,077	0	5.B FM
25278X-AX-7	DIAMONDBACK ENERGY INC		04/09/2024	Various		259,947	260,000	0	2.B FE
25278X-AZ-2	DIAMONDBACK ENERGY INC		05/06/2024	Various		700,408	710,000	1,500	2.B FE
25470D-AT-6	DISCOVERY COMMUNICATIONS LLC		04/19/2024	BANC OF AMERICA/FIXED INCOME		996,450	1,250,000	5,998	2.C FE
26190T-AG-6	DRSLF 93 D - CDO	C	06/25/2024	JP MORGAN SECURITIES LLC		1,973,400	2,000,000	34,161	2.C FE
26244G-AW-5	DRYDEN 40 SENIOR LOAN FUND - CDO		05/03/2024	JP MORGAN SECURITIES LLC		4,000,000	4,000,000	0	1.D FE
26244Y-BG-0	DRSLF 42RR CR - CDO	C	05/24/2024	BNP PARIBAS S.A.		10,000,000	10,000,000	0	1.F FE
26244Y-BJ-4	DRSLF 42RR D1A - CDO	C	05/24/2024	BNP PARIBAS S.A.		4,500,000	4,500,000	0	2.C FE
26248X-AC-8	DRSLF 97 B - CDO	C	05/02/2024	Direct		6,000,000	6,000,000	16,741	1.C FE
26252Q-AL-6	DRSLF 68 BR - CDO		06/14/2024	SG AMERICAS SECURITIES, LLC		5,002,500	5,000,000	60,751	1.C FE
26441C-BM-6	DUKE ENERGY CORP		04/25/2024	SUSQUEHANNA		514,365	730,000	8,967	2.B FE
26860X-AL-5	ELM 24ELM D15 - CMBS		05/21/2024	GS		100,000	100,000	93	2.C FE
26860X-BE-0	ELM 24ELM D10 - CMBS		05/21/2024	GS		100,000	100,000	92	2.C FE
28623M-AY-5	AWPT 2112R CR - CDO	C	04/30/2024	JP MORGAN SECURITIES LLC		5,000,000	5,000,000	0	1.F FE
29002G-AS-0	ELM14 IV DR - CDO	C	05/06/2024	BNP Paribas		11,500,000	11,500,000	0	2.C FE
29250N-BZ-7	ENBRIDGE INC		05/30/2024	GOLDMAN		1,632,630	1,500,000	4,467	2.A FE
29250N-CD-5	ENBRIDGE INC		05/30/2024	Various		3,230,958	3,250,000	15,619	2.A FE
29273R-BJ-7	ENERGY TRANSFER LP		04/02/2024	TD SECURITIES (USA) LLC		247,575	250,000	4,636	2.B FE
29273V-AW-0	ENERGY TRANSFER LP		05/30/2024	Various		3,817,540	4,000,000	21,486	2.B FE
29273V-BA-7	ENERGY TRANSFER LP		06/06/2024	Various		6,981,870	7,000,000	0	2.B FE
29273V-BB-5	ENERGY TRANSFER LP		06/06/2024	TD-MUNI		15,913,760	16,000,000	0	2.B FE
29287T-AB-5	ENGIE ENERGIA CHILE SA	C	04/10/2024	Various		722,313	730,000	0	2.B FE
29366M-AF-5	ENTERGY ARKANSAS LLC		05/07/2024	GOLDMAN		1,998,520	2,000,000	0	1.F FE
29390X-AA-2	EQUINIX EUROPE 2 FINANCING CORPORATION L		05/22/2024	BANC OF AMERICA/FIXED INCOME		3,472,735	3,500,000	0	2.B FE
302491-AX-3	FMC CORP		04/19/2024	Various		144,128	150,000	3,476	2.C FE
30313P-AU-7	FREMF 2019-K100 C - CMBS		05/21/2024	SG AMERICAS SECURITIES, LLC		441,738	500,000	1,104	1.D
30316X-AK-9	FRESB 2020-SB80 X1 - CMBS		05/23/2024	BMO CAPITAL MARKETS		2,782,689	0	52,664	5.B GI
30320V-AE-1	FRESB 2021-SB87 X1 - CMBS		05/23/2024	BMO CAPITAL MARKETS		1,466,153	0	25,605	5.B GI
303901-BL-5	FAIRFAX FINANCIAL HOLDINGS LTD		06/18/2024	GS		199,312	200,000	3,875	2.B FE
32027G-AF-3	FFML 2006-FF12 M1 - RMBS		04/25/2024	Direct		196	196	0	6. FM
32027G-AF-3	FFML 2006-FF12 M1 - RMBS		04/25/2024	JANNEY MONTGOMERY SCOTT INC		285	285	0	6. FM
32027N-GF-2	FFML 2004-FF1 B2 - RMBS		04/25/2024	Direct		230	230	0	5.B FM
32027N-MK-4	FFML 2004-FF10 M2 - RMBS		04/25/2024	CREDIT SUISSE SECURITIES (USA)		329	329	0	1.A FM
32027N-UQ-2	FFML 2005-FF7 M5 - RMBS		06/25/2024	CREDIT SUISSE SECURITIES (USA)		59	59	0	1.A FM
32028P-AG-0	FFML 2006-FF11 M1 - RMBS		06/25/2024	Amherst Pierpont Securities		1,554	1,554	0	5.A FM
335934-AV-7	FIRST QUANTUM MINERALS LTD		04/08/2024	GOLDMAN SACHS INTL		245,869	235,000	2,509	4.B FE
345370-BR-0	FORD MOTOR CO		04/19/2024	GOLDMAN		2,130,320	2,000,000	70,711	3.A FE
345370-CS-7	FORD MOTOR CO		04/11/2024	TD-MUNI		1,293,225	1,500,000	27,998	3.A FE

E04.5

STATEMENT AS OF JUNE 30, 2024 OF THE Reliance Standard Life Insurance Company

SCHEDULE D - PART 3

Show All Long-Term Bonds and Stock Acquired During the Current Quarter

1	2	3	4	5	6	7	8	9	10
CUSIP Identification	Description	Foreign	Date Acquired	Name of Vendor	Number of Shares of Stock	Actual Cost	Par Value	Paid for Accrued Interest and Dividends	NAIC Designation, NAIC Designation Modifier and SVO Administrative Symbol
345397-E6-6	FORD MOTOR CREDIT COMPANY LLC		05/14/2024	BNP Paribas		1,959,460	2,000,000	23,479	2.C FE
345397-E7-4	FORD MOTOR CREDIT COMPANY LLC		05/14/2024	BNP Paribas		998,810	1,000,000	0	2.C FE
345409-AC-0	FORD OTOMOTIV SANAYI AS	C.	04/18/2024	Societe Generale		336,000	336,000	0	3.B FE
350930-AC-7	FOUNDRY JV HOLDCO LLC		05/02/2024	BNP Paribas		269,301	270,000	0	2.A FE
350930-AD-5	FOUNDRY JV HOLDCO LLC		05/03/2024	Various		1,154,562	1,150,000	0	2.A FE
35671D-BC-8	FREEMPORT-MCMORAN INC		05/06/2024	RBC CAPITAL MARKETS		468,770	500,000	4,012	2.B FE
36228F-3S-3	GSA 2004-3 M2 - RMBS		04/10/2024	SG AMERICAS SECURITIES, LLC		531,230	681,064	1,398	6. FE
3622N6-AA-7	GSR 2007-AR2 1A1 - CMO/RMBS		06/01/2024	STIFEL NICOLAUS & COMPANY		23	23	0	5.B GI
362334-LL-6	GSAMP 2006-HE2 M3 - RMBS		06/25/2024	BREAN CAPITAL, LLC		357	357	0	6. FM
362341-ST-2	GSA 2006-2 M1 - RMBS		06/25/2024	BROWNSTONE INVESTMENT GROUP LLC		2,182	2,182	0	1.A FM
36245E-AG-3	GSAMP 2006-HE7 M2 - RMBS		06/25/2024	ICBC FINANCIAL SERVICES LLC (ICBCFS)		19,812	19,812	0	6. FM
36262G-AG-6	GXO LOGISTICS INC		04/25/2024	Various		148,644	150,000	0	2.C FE
362650-AN-3	GSR 2006-4F 4A1 - CMO/RMBS		06/25/2024	Direct		58,752	64,711	0	1.A FM
36268N-AA-8	GTCR W-2 MERGER SUB LLC		06/20/2024	MORGAN STANLEY & COMPANY, INC.		2,087,500	2,000,000	107,083	3.B FE
36831C-AB-8	GCAT 24NQ2 A2 - RMBS		05/15/2024	BARCLAYS CAPITAL INC		99,999	100,000	537	1.C FE
37045V-AT-7	GENERAL MOTORS CO		05/30/2024	SNBC SECURITIES INC		4,296,600	4,500,000	44,625	2.B FE
37045X-EV-4	GENERAL MOTORS FINANCIAL COMPANY INC		04/01/2024	Various		1,554,658	1,555,000	0	2.B FE
37148X-AG-7	GNRT SR CR - CDO	C.	05/02/2024	GOLDMAN		4,000,000	4,000,000	0	1.F FE
37940X-AR-3	GLOBAL PAYMENTS INC		05/30/2024	MORGAN STANLEY & COMPANY		3,363,010	3,500,000	61,318	2.C FE
38141G-AG-5	GOLDMAN SACHS GROUP INC		04/18/2024	GOLDMAN		470,000	470,000	0	1.F FE
400666-AA-1	GUARA NORTE SARL	C.	06/13/2024	CITIBANK, NA		997,985	1,090,694	28,190	2.C FE
40431J-AF-0	HASC 2007-OPT1 M1 - RMBS		05/28/2024	Direct		23,817	23,817	0	6. FM
40432B-AZ-2	HALO 2007-2 3A6 - CMO/RMBS		06/01/2024	Direct		75,000	6	0	1.A FM
40435W-AC-4	HTA GROUP LTD	C.	05/22/2024	Various		761,083	765,000	0	4.A FE
40436T-BA-3	HLM 10-2016 CR - CDO	C.	06/07/2024	BNP PARIBAS, S.A.		1,609,582	1,612,000	19,168	2.C FE
40638T-AQ-5	HLSY 2R C1R - CDO	C.	06/24/2024	GS-FI		5,000,000	5,000,000	0	1.F FE
41164M-AD-9	HVMLT 2007-1 2AB - RMBS		06/20/2024	PERSHING DIV OF DLJ SEC LNDING		4,466	4,466	0	6. FM
418056-BA-4	HASBRO INC		05/08/2024	BANK OF AMERICA SECURITIES		99,718	100,000	0	2.B FE
437076-DE-9	HOME DEPOT INC		06/17/2024	ML		103,997	105,000	0	1.F FE
437084-OZ-2	HEAT 2005-9 M2 - RMBS		06/25/2024	CREDIT SUISSE SECURITIES (USA)		21	21	0	1.A FM
437084-VR-4	HEAT 2006-4 M1 - RMBS		06/25/2024	CREDIT SUISSE SECURITIES (USA)		6,850	6,850	0	1.A FM
44891A-DD-6	HYUNDAI CAPITAL AMERICA		06/18/2024	Various		179,841	180,000	0	1.G FE
45115A-AA-2	ICON INVESTMENTS SIX DAC	C.	04/30/2024	JP MORGAN SECURITIES LLC		3,000,000	3,000,000	0	2.C FE
45115A-AB-0	ICON INVESTMENTS SIX DAC	C.	04/30/2024	JP MORGAN SECURITIES LLC		3,000,000	3,000,000	0	2.C FE
45115A-AC-8	ICON INVESTMENTS SIX DAC	C.	04/30/2024	Various		5,999,720	6,000,000	0	2.C FE
45262B-AG-8	IMPERIAL BRANDS FINANCE PLC	C.	06/24/2024	ML		199,378	200,000	0	2.C FE
45262B-AH-6	IMPERIAL BRANDS FINANCE PLC	C.	06/24/2024	BANC OF AMERICA/FIXED INCOME		199,000	200,000	0	2.B FE
45434M-2C-5	INDIAN RAILWAY FINANCE CORP LTD	D.	04/25/2024	UBS SECURITIES LLC		495,876	599,000	3,681	2.C FE
45660L-3R-8	RAST 2005-A15 2A1 - CMO/RMBS		06/25/2024	CREDIT SUISSE SECURITIES (USA)		753	753	0	1.A FM
45660L-6U-8	RAST 2006-A1 3A2 - CMO/RMBS		04/01/2024	Direct		373	373	0	1.A FM
45660L-WF-2	INDX 2005-AR18 22C - CMO/RMBS		05/28/2024	CREDIT SUISSE SECURITIES (USA)		2,779	2,779	0	1.A FM
45687V-AE-6	INGERSOLL RAND INC		05/07/2024	CITIGROUP GLOBAL MARKETS, INC		1,999,840	2,000,000	0	2.B FE
45687V-AF-3	INGERSOLL RAND INC		05/07/2024	GOLDMAN		999,380	1,000,000	0	2.B FE
45687V-AG-1	INGERSOLL RAND INC		05/07/2024	JP MORGAN SECURITIES LLC		995,910	1,000,000	0	2.B FE
46128M-AS-0	INVERSIONES OMPIC SA	C.	04/25/2024	Various		1,959,018	1,964,000	39,257	2.B FE
46590X-AX-4	JBS USA HOLDING LUX SARL	C.	06/07/2024	BARCLAYS BANK PLC, LONDON BRANCH		1,014,750	1,000,000	1,625	2.C FE
46629A-AW-1	JPMIT 2006-S3 A21 - CMO/RMBS		06/25/2024	Direct		55,297	55,297	0	1.A FM
46645L-BF-3	JPMBB 2016-C1 C - CMBS		05/22/2024	BNP PARIBAS, S.A.		912,500	1,000,000	3,004	1.B
46647P-EH-5	JP MORGAN CHASE & CO		04/15/2024	Various		750,000	750,000	0	1.E FE
47077W-AC-2	JANE STREET GROUP LLC		04/17/2024	Morgan Stanley & Co. LLC		100,000	100,000	0	3.B FE

STATEMENT AS OF JUNE 30, 2024 OF THE Reliance Standard Life Insurance Company

SCHEDULE D - PART 3

Show All Long-Term Bonds and Stock Acquired During the Current Quarter

1	2	3	4	5	6	7	8	9	10
CUSIP Identification	Description	Foreign	Date Acquired	Name of Vendor	Number of Shares of Stock	Actual Cost	Par Value	Paid for Accrued Interest and Dividends	NAIC Designation, NAIC Designation Modifier and SVO Administrative Symbol
47214B-AB-4	JBS USA HOLDING LUX SARL	C	05/07/2024	Various		2,637,210	2,500,000	107,642	2.C FE
47233W-EJ-4	JEFFERIES FINANCIAL GROUP INC		04/11/2024	JEFFERIES LLC		99,839	100,000	0	2.B FE
477143-AH-4	JBLU AA - ABS		04/24/2024	BAIRD, ROBERT W., & COMPANY IN		1,038,747	1,225,661	15,074	1.G FE
48128X-AD-5	TBC BANK I SS	C	04/25/2024	JP MORGAN CHASE INTL		497,450	500,000	0	4.B FE
48173*-AB-6	JUNE LANE CLO VI LLC ? CLASS B - CDO		05/15/2024	DIRECT		998,599	998,599	0	1.G PL
48254F-AN-8	KKR 37 D - CDO	C	04/18/2024	JP MORGAN SECURITIES LLC		997,500	1,000,000	0	2.B FE
48254G-AN-6	KKR 29R CR - CDO	C	04/30/2024	BNP PARIBAS, S.A.		2,250,000	2,250,000	0	1.F FE
48254G-AQ-9	KKR 29R D1R - CDO	C	04/30/2024	BNP PARIBAS, S.A.		3,500,000	3,500,000	0	2.B FE
482606-AL-4	KINDR 21KIND C - CMBS		06/26/2024	CANTOR FITZGERALD + CO.		3,888,071	3,967,419	9,515	1.E FE
494550-BP-0	KINDER MORGAN ENERGY PARTNERS LP		04/02/2024	Various		219,188	250,000	1,146	2.B FE
50177B-AL-1	LBA 24BOLT D - CMBS		05/21/2024	Morgan Stanley		139,647	140,000	0	2.C FE
50181Q-AS-7	LCOR ALEXANDRIA LLC		04/30/2024	WELLS FARGO SECURITIES LLC		5,062,500	5,000,000	44,389	1.C FE
50190L-AJ-7	LOM 36 D - CDO		04/16/2024	Jefferies		4,340,100	4,600,000	3,446	2.C FE
50203U-AA-1	LBJ INFRASTRUCTURE GROUP LLC		06/26/2024	GOLDMAN		503,475	750,000	14,001	2.B FE
50204A-AA-4	LOM 32 A1 - CDO	C	04/02/2024	SG AMERICAS SECURITIES, LLC		3,999,000	4,000,000	53,887	1.A FE
50212Y-AJ-3	LPL HOLDINGS INC		05/13/2024	J P MORGAN SECURITIES		169,935	170,000	0	2.C FE
513272-AE-4	LAMB WESTON HOLDINGS INC		04/09/2024	US BANCORP INVESTMENTS INC.		22,078	25,000	216	3.C FE
517834-AF-4	LAS VEGAS SANDS CORP		05/29/2024	J P MORGAN SECURITIES		81,347	90,000	1,092	2.C FE
517834-AK-3	LAS VEGAS SANDS CORP		05/07/2024	GOLDMAN		209,691	210,000	0	2.C FE
52520T-AN-8	LMT 2006-5 113 - CMO/RMBS		04/01/2024	CREDIT SUISSE SECURITIES (USA)		3	3	0	1.A FM
52521H-BS-1	LMT 2006-9 3A1 - CMO/RMBS		04/25/2024	CREDIT SUISSE SECURITIES (USA)		53	53	0	1.A FM
52521R-AQ-4	LMT 2007-5 2A1 - CMO/RMBS		06/25/2024	Citigroup (SSB)		245	245	0	1.A FM
52521R-AS-0	LMT 2007-5 2A3 - CMO/RMBS		06/25/2024	BAIRD, ROBERT W., & COMPANY IN		834	834	0	1.A FM
525221-EN-3	LXS 2005-7N A1B - CMO/RMBS		05/28/2024	Direct		80	80	0	2.B FM
525221-EN-3	LXS 2005-7N A1B - CMO/RMBS		05/28/2024	Direct		378	378	0	2.B FM
525228-AP-7	LXS 2006-GP3 35B - RMBS		05/28/2024	PERSHING DIV OF DLJ SEC LNDING		1,168	1,168	0	6. FM
52522Q-AE-2	LMT 2007-10 2A2 - CMO/RMBS		04/01/2024	Direct		82	82	0	1.A FM
52524M-AD-1	LXS 2007-9 A3 - RMBS		04/25/2024	Amherst Pierpont Securities		518	518	0	1.A FM
527298-BV-4	LEVEL 3 FINANCING INC.		04/24/2024	Various		256,750	250,000	1,925	4.B FE
55336V-BX-7	MPLX LP		06/27/2024	MKTX		133,657	135,000	784	2.B FE
55819D-AL-0	MDPK XXXI D - CDO		04/10/2024	SMBC SECURITIES INC		249,688	250,000	4,765	2.C FE
55819D-BG-0	MDPK 31RR D1R - CDO		05/30/2024	BANC OF AMERICA/FIXED INCOME		13,000,000	13,000,000	0	2.C FE
55820L-AS-4	ATRM 44RR D1R - CDO	C	06/20/2024	BANC OF AMERICA/FIXED INCOME		31,100,000	31,100,000	0	5.B GI
55820L-AU-9	ATRM 44RR D2R - CDO	C	06/20/2024	BANC OF AMERICA/FIXED INCOME		9,000,000	9,000,000	0	5.B GI
55820Y-AE-7	MDPK XXVII C - CDO		04/16/2024	SMBC SECURITIES INC		2,379,600	2,400,000	47,441	2.C FE
55821T-AA-5	MDPK XXX A - CDO	C	04/11/2024	DEUTSCHE BANK SECURITIES, INC.		5,582,224	5,583,341	0	1.A FE
55903V-BF-9	WARNERMEDIA HOLDINGS INC		04/19/2024	BANC OF AMERICA/FIXED INCOME		2,341,410	3,000,000	17,072	2.C FE
57284P-AD-3	MARSHFIELD CLINIC HEALTH SYSTEM INC		06/26/2024	BARCLAYS CAPITAL INC		5,000,000	5,000,000	0	1.C FE
576323-AT-6	MASTEC INC		06/05/2024	JPM		24,989	25,000	0	2.C FE
576434-ZB-3	MALT 2004-12 B1 - CMO/RMBS		06/01/2024	Direct		12,014	36,595	0	5.B GI
57643L-HB-5	MABS 2005-WMC1 M6 - RMBS		06/25/2024	Direct		56	56	0	1.A FM
58547D-AH-2	MELCO RESORTS FINANCE LTD	C	04/09/2024	Various		446,000	446,000	0	3.C FE
589929-F2-9	MLMI 2003-A1 M3 - RMBS		06/12/2024	ICBC FINANCIAL SERVICES LLC (ICBCFS)		50,224	50,224	100	5.B GI
59020U-3Z-6	MLMI 2006-WMC1 M1 - RMBS		06/25/2024	CREDIT SUISSE SECURITIES (USA)		4,075	4,075	0	1.A FM
59023W-AS-7	MLMI 2006-FF1 B3 - RMBS		06/25/2024	CREDIT SUISSE SECURITIES (USA)		164	164	0	1.A FM
603374-AH-2	MINERVA LUXEMBOURG SA	C	04/25/2024	Various		987,705	954,000	8,824	3.B FE
61690U-8B-9	MORGAN STANLEY BANK NA		05/28/2024	MORGAN STANLEY & COMPANY		250,000	250,000	0	1.D FE
61744C-TA-4	MSAC 2005-WMC6 M6 - CMO/RMBS		05/28/2024	BREAN CAPITAL, LLC		334	334	0	6. FM
61747Y-FM-2	MORGAN STANLEY		04/10/2024	Various		292,749	300,000	3,219	2.A FE
61747Y-FR-1	MORGAN STANLEY		04/17/2024	MORGAN STANLEY & COMPANY		430,000	430,000	0	1.E FE

E04.7

STATEMENT AS OF JUNE 30, 2024 OF THE Reliance Standard Life Insurance Company

SCHEDULE D - PART 3

Show All Long-Term Bonds and Stock Acquired During the Current Quarter

1	2	3	4	5	6	7	8	9	10
CUSIP Identification	Description	Foreign	Date Acquired	Name of Vendor	Number of Shares of Stock	Actual Cost	Par Value	Paid for Accrued Interest and Dividends	NAIC Designation, NAIC Designation Modifier and SVO Administrative Symbol
61755F-AE-5	MSST 2007-1 M1 - RMBS		06/28/2024	Direct		4,900	4,900	0	6. FM
61755F-AE-5	MSST 2007-1 M1 - RMBS		06/25/2024	REDLINE AND COMPANY	239	239	0	0	6. FM
62459L-AC-3	MOVIDA EUROPE SA	C.	04/04/2024	MORGAN STANLEY & CO LLC	346,108	350,000	0	0	3.C FE
62828L-2C-6	MUTHOOT FINANCE LTD	C.	05/07/2024	BNYM/DBAG LONDON GLOBAL MARKET	691,654	692,000	0	0	3.B FE
62877P-2A-1	NBK SPC LTD	C.	05/30/2024	CITIGROUP GLOBAL MKTS INC (TAXABLE FI)	529,497	530,000	0	0	1.E FE
62886H-BA-8	NCL CORPORATION LTD		04/29/2024	Various	73,750	75,000	0	563	5.A FE
62912X-AC-8	NGPL PIPECO LLC		06/10/2024	MERRILL LYNCH PIERCE FENNER & SMITH INC.	3,444,300	3,000,000	0	113,931	2.C FE
62954H-AN-5	NTT FINANCE CORP	C.	06/26/2024	Various	629,072	630,000	0	0	1.F FE
64129U-CN-3	NEUB 17RR D2R - CDO	C.	06/04/2024	BANC OF AMERICA/FIXED INCOME	4,000,000	4,000,000	0	0	2.C FE
64131B-AS-2	NEUB 22RR CR2 - CDO		04/25/2024	BANC OF AMERICA/FIXED INCOME	3,200,000	3,200,000	0	0	1.F FE
64131B-AU-7	NEUB 22RR DA2 - CDO		04/25/2024	BANC OF AMERICA/FIXED INCOME	5,000,000	5,000,000	0	0	2.C FE
64131J-BE-5	NEUB 25RR D22 - CDO		06/14/2024	BANC OF AMERICA/FIXED INCOME	4,500,000	4,500,000	0	0	2.C FE
64352V-JN-2	NOHET 2004-4 M5 - RMBS		04/25/2024	Amherst Pierpont Securities	1,093	1,093	0	0	6. FM
64352V-KG-5	NOHET 2005-1 M7 - RMBS		06/25/2024	PERSHING DIV OF DLJ SEC LNDING	49	49	0	0	6. FM
64352V-LQ-2	NOHET 2005-3 M7 - RMBS		05/28/2024	AMHERST PIERPONT SECURITIES	176	176	0	0	6. FE
65290D-AA-1	NEXA RESOURCES SA	C.	04/25/2024	Various	1,476,235	1,468,000	0	25,163	2.C FE
65539C-BH-8	NMFR 2011-4R 310 - CMO/RMBS		06/01/2024	BREAN CAPITAL, LLC	8,718	8,718	0	0	1.A FM
67080L-AC-9	NUVEEN LLC		04/08/2024	BANC OF AMERICA/FIXED INCOME	139,843	140,000	0	0	2.A FE
67080L-AD-7	NUVEEN LLC		04/08/2024	Various	430,119	430,000	0	0	2.A FE
67091T-AF-2	OCP SA	C.	04/25/2024	MARKET AXESS	591,818	600,000	0	113	3.A FE
67118X-AB-1	OBX 24NQ16 A2 - RMBS		04/19/2024	J.P. Morgan Securities LLO	99,999	100,000	0	521	1.C FE
67119C-AC-4	OBX 24NQ18 A3 - RMBS		05/21/2024	BANK OF AMERICA SECURITIES	249,999	250,000	0	1,327	1.F FE
67119D-AC-2	OBX 24NQ19 A3 - RMBS		06/14/2024	BNP PARIBAS, S.A.	5,749,893	5,750,000	0	20,556	1.F FE
67119F-AB-9	OBX 24NQ17 A2 - RMBS		05/06/2024	BARCLAYS CAPITAL INC	99,546	100,000	0	770	1.C FE
67119M-AC-2	OBX 24NM10 A3 - RMBS		06/27/2024	Morgan Stanley & Co. LLC	99,999	100,000	0	697	1.F FE
67576F-AJ-8	OCT18 18RR C - CDO	C.	04/11/2024	Brownstone Investment Group LLC	980,000	1,000,000	0	20,689	2.C FE
67577K-AS-6	OCT52 2005-2 CR - CDO	C.	06/26/2024	BANC OF AMERICA/FIXED INCOME	5,000,000	5,000,000	0	0	5.B GI
67577K-AU-1	OCT52 2005-2 D1R - CDO	C.	06/26/2024	BANC OF AMERICA/FIXED INCOME	5,500,000	5,500,000	0	0	5.B GI
67577K-AW-7	OCT52 2005-2 D2R - CDO	C.	06/26/2024	BANC OF AMERICA/FIXED INCOME	6,250,000	6,250,000	0	0	5.B GI
67590X-AQ-5	OCT27 27 CR - CDO	C.	06/25/2024	CITIGROUP GLOBAL MARKETS, INC	3,500,000	3,500,000	0	53,831	1.F FE
67591J-BC-5	OCT29 29RR DR2 - CDO	C.	06/14/2024	BARCLAYS CAPITAL INC	8,000,000	8,000,000	0	0	2.C FE
67592B-AS-7	OCT40 40 DR - CDO		06/26/2024	BNP PARIBAS, S.A.	1,452,750	1,500,000	0	24,574	2.C FE
67592C-AJ-5	OCT39 39 D - CDO		04/09/2024	MIZUHO SECURITIES USA/FIXED INCOME	1,094,500	1,100,000	0	20,850	2.B FE
68233J-CT-9	ONCOR ELECTRIC DELIVERY COMPANY LLC		06/17/2024	NETSCOUT SYSTEMS INC	189,920	190,000	0	0	1.F FE
68389F-KB-9	COMLT 2005-5 M4 - RMBS		06/25/2024	ICBC FINANCIAL SERVICES LLC (ICBCFS)	8,781	8,781	0	0	6. FM
69380C-AC-2	PPF 2023-10 AS - CMB	C.	04/11/2024	RBC CAPITAL MARKETS	101,000	100,000	0	650	1.A FE
69703L-AL-2	PLMRS 242 D2 - CDO	C.	05/30/2024	MORGAN STANLEY & COMPANY, INC.	6,000,000	6,000,000	0	0	2.C FE
69784D-AD-0	PAN AMERICAN ENERGY SL (BUENOS AIRES BRA	C.	04/25/2024	EUROCLEAR	200,000	200,000	0	0	5.A FE
71654Q-CB-6	PETROLEOS MEXICANOS	C.	05/15/2024	Jefferies	306,435	310,000	0	6,098	4.A FE
71654Q-DB-5	PETROLEOS MEXICANOS	C.	05/20/2024	Jefferies	298,375	310,000	0	6,650	4.A FE
72284K-AB-7	PINE STREET TRUST III		06/04/2024	TD SECURITIES (USA) LLC	200,000	200,000	0	0	2.A FE
72284L-AA-7	PINE STREET TRUST II		04/30/2024	J.P. Morgan Securities LLO	88,722	100,000	0	1,191	2.A FE
72941K-AA-4	PLUSPETROL CAMISEA SA	C.	06/28/2024	Various	1,508,697	1,508,000	0	0	2.B FE
74588Y-AB-6	PUMA INTERNATIONAL FINANCING SA	C.	04/18/2024	JP MORGAN CHASE INTL	1,160,000	1,160,000	0	0	3.C FE
74958X-AE-4	RFMSI 2007-SA2 3A - CMO/RMBS		05/01/2024	BREAN CAPITAL, LLC	4,829	4,829	0	0	1.A FM
749983-AA-0	RWE FINANCE US LLC		04/16/2024	Various	1,491,507	1,510,000	0	326	2.B FE
75102X-AB-2	RAIZEN FUELS FINANCE SA	C.	05/29/2024	Various	2,294,630	2,292,000	0	20,927	2.B FE
75115Y-AB-5	RALI 2007-Q01 A2 - RMBS		05/28/2024	Direct	3,741	3,741	0	0	1.A FM
75884B-AQ-1	REG10 10R CR - CDO	C.	05/22/2024	BNP PARIBAS, S.A.	2,700,000	2,700,000	0	0	5.B GI
75884B-AS-7	REG10 10R D1R - CDO	C.	05/22/2024	BNP PARIBAS, S.A.	7,050,000	7,050,000	0	0	2.B FE
75884B-AU-2	REG10 10R D2R - CDO	C.	05/22/2024	BNP PARIBAS, S.A.	9,000,000	9,000,000	0	0	2.C FE
760759-BK-5	REPUBLIC SERVICES INC		06/17/2024	JPM	408,754	410,000	0	0	1.G FE

STATEMENT AS OF JUNE 30, 2024 OF THE Reliance Standard Life Insurance Company

SCHEDULE D - PART 3

Show All Long-Term Bonds and Stock Acquired During the Current Quarter

1	2	3	4	5	6	7	8	9	10
CUSIP Identification	Description	Foreign	Date Acquired	Name of Vendor	Number of Shares of Stock	Actual Cost	Par Value	Paid for Accrued Interest and Dividends	NAIC Designation, NAIC Designation Modifier and SVO Administrative Symbol
761120-AC-8	RAST 2007-A2 1A3 - CMO/RMBS		04/01/2024	Direct		1,602	1,602	0	1.A FM
76112B-3G-3	RAAC 2006-SP1 M2 - RMBS		05/28/2024	CREDIT SUISSE SECURITIES (USA)		4,468	4,468	0	1.A FM
76112B-K6-6	RAMP 2005-EFC6 M5 - CMO/RMBS		05/28/2024	BREAN CAPITAL, LLC		95,299	95,299	0	5.A FM
76112B-RC-6	RAAC 2005-SP1 M1 - CMO/RMBS		05/01/2024	Direct		68	68	0	5.B FM
761143-AE-6	RAST 2007-A9 A5 - CMO/RMBS		06/01/2024	MIZUHO SECURITIES USA/FIXED INCOME		102	102	0	1.A FM
76114D-AE-4	RAST 2006-A15 A5 - CMO/RMBS		04/01/2024	MIZUHO SECURITIES USA/FIXED INCOME		3,816	3,816	0	3.A FM
76114H-AM-7	RAST 2007-A5 2A5 - CMO/RMBS		05/01/2024	Direct		1	1	0	4.C FM
78478E-AC-2	ST MARYS CEMENT INC CANADA		04/25/2024	BARCLAYS BANK PLC, LONDON BRANCH		1,487,172	1,522,000	4,508	2.C FE
78520E-AG-1	SDCP 241 A2 - ABS		04/24/2024	GUGGENHEIM SECURITIES, LLC		98,814	100,000	0	1.E FE
80007R-AS-4	SANDS CHINA LTD	C	06/03/2024	EUROCLEAR		315,189	374,000	3,917	2.C FE
805564-JR-3	SAST 2001-2 M1 - RMBS		06/25/2024	CREDIT SUISSE SECURITIES (USA)		16	16	0	1.A FM
81743C-AV-7	SEMT 2024-5 A20 - RMBS		05/07/2024	BANK OF AMERICA SECURITIES		98,719	100,000	217	1.A FE
81759F-AA-8	SE 2024-1 A - ABS		05/22/2024	CITIGROUP GLOBAL MARKETS INC.		99,992	100,000	0	1.G FE
829688-AA-8	SISECAM UK PLC	C	04/24/2024	Various		3,149,000	3,149,000	0	4.B FE
829688-AB-6	SISECAM UK PLC	C	04/30/2024	Various		2,997,093	2,984,000	0	4.B FE
83004L-AU-9	SIX10 2R CR3 - CDO		06/14/2024	RBC CAPITAL MARKETS		27,000,000	27,000,000	0	2.C FE
832248-BC-1	SMITHFIELD FOODS INC		04/26/2024	BANK OF AMERICA SECURITIES		82,013	100,000	125	2.C FE
83444M-AE-1	SOLVENTUM CORP		04/30/2024	GOLDMAN		486,185	500,000	4,920	2.C FE
83444M-AG-6	SOLVENTUM CORP		04/30/2024	BANK OF AMERICA SEC LLC		483,630	500,000	5,056	2.C FE
83611M-NL-8	SVHE 2006-2 M4 - RMBS		06/25/2024	JANNEY MONTGOMERY SCOTT INC		1,949	1,949	0	5.C FM
83612M-AH-0	SVHE 2006-WF2 M3 - RMBS		06/25/2024	BROWNSTONE INVESTMENT GROUP LLC		4,623	4,623	0	4.B FM
84730#-AB-3	SPAY, INC. - INITIAL TERM LOAN		04/30/2024	DIRECT		59,899	59,899	0	5.B GI
858119-BQ-2	STEEL DYNAMICS INC		06/26/2024	Barclays Capital Inc		4,932,450	5,000,000	0	2.B FE
85816L-AE-8	STCR 182 C - CDO	C	04/29/2024	CITIGROUP GLOBAL MARKETS, INC		650,000	650,000	10,103	1.E FE
86212X-AN-0	STR 241 A3 - ABS		04/05/2024	CITIGROUP GLOBAL MARKETS INC.		99,961	100,000	0	1.C FE
86358E-HX-7	SAIL 2004-4 M7 - RMBS		06/25/2024	MESIROW FINANCIAL INC.		6,583	6,583	0	6. FM
86359D-LX-3	SASC 2005-S4 A - RMBS		04/10/2024	REDWINE AND COMPANY		310,559	323,107	0	5.B GI
86363W-AJ-8	SASC 2007-BC3 1M1 - RMBS		06/25/2024	CREDIT SUISSE SECURITIES (USA)		66,340	66,340	0	6. FM
86364C-AD-4	SARM 2007-6 2A2 - RMBS		04/25/2024	Amherst Securities Group LLC		5,736	5,736	0	6. FM
864300-AE-8	SUBWAY 241 A23 - RMBS		05/30/2024	Morgan Stanley & Co. LLC		250,000	250,000	0	2.B FE
871044-AA-1	SWITCH 2024-1 A2 - CMBS		05/14/2024	Deutsche Bank		49,979	50,000	183	1.G FE
871044-AE-3	SWITCH 242 A2 - ABS		06/06/2024	Morgan Stanley & Co. LLC		96,240	100,000	0	1.G FE
87162W-AL-4	TD SYNEX CORP		04/09/2024	Various		250,573	250,000	0	2.C FE
87166V-BC-1	SYMP 20RR DR2 - CDO	C	06/10/2024	NATIXIS-FI		5,750,000	5,750,000	0	2.B FE
87240N-BA-3	TCW 171RR CRR - CDO	C	06/07/2024	NATIXIS-FI		1,000,000	1,000,000	9,201	1.F FE
880451-AW-9	TENNESSEE GAS PIPELINE COMPANY LLC		05/02/2024	Various		1,497,385	1,313,000	43,069	2.B FE
88323A-AD-4	THAI OIL TREASURY CENTER CO LTD	D	05/23/2024	Various		1,001,070	1,090,000	23,360	2.C FE
88631Y-AU-1	TIA 4R CR - CDO		06/28/2024	MIZUHO SECURITIES USA/FIXED INCOME		13,500,000	13,500,000	0	5.B GI
889184-AA-5	TOLEDO HOSPITAL		05/22/2024	WELLS FARGO SECURITIES LLC		3,909,455	5,500,000	6,850	3.B FE
889184-AE-7	TOLEDO HOSPITAL		05/22/2024	Jefferies		4,143,250	5,000,000	7,519	3.B FE
89681L-AA-0	TRITON CONTAINER INTERNATIONAL LTD	C	06/20/2024	J.P. Morgan Securities LLC		41,282	50,000	433	2.C FE
90015Y-AF-6	TURKIYE SINAI KALKINMA BANKASI AS	C	04/25/2024	Various		986,513	991,000	7,982	5.B FE
90931L-AA-6	UNITED AIRLINES 2016-1 PASS THROUGH TRUS		05/31/2024	BAIRD, ROBERT W., & COMPANY IN		1,211,383	1,314,043	16,520	1.F FE
90932L-AJ-6	UNITED AIRLINES INC - ABS		04/11/2024	JP MORGAN SECURITIES LLC		3,003,750	3,000,000	43,500	1.F FE
911365-BQ-6	UNITED RENTALS (NORTH AMERICA) INC		04/19/2024	BNP PARIBAS, S.A.		495,000	500,000	10,667	2.C FE
913229-AA-8	UNITED WHOLESALE MORTGAGE LLC		04/18/2024	MARKETAXESS CORPORATION		457,310	500,000	535	3.C FE
91324P-FD-9	UNITEDHEALTH GROUP INC		05/30/2024	HSBC SECURITIES		2,879,100	3,000,000	32,083	1.F FE
91911T-AS-2	VALE OVERSEAS LTD	C	06/25/2024	CITIGROUP GLOBAL MKTS INC (TAXABLE FI)		342,361	345,000	0	2.C FE
92212C-AA-2	VARAGON IFN TR II - CMO		05/15/2024	DIRECT		583,822	583,822	0	2.B PL

STATEMENT AS OF JUNE 30, 2024 OF THE Reliance Standard Life Insurance Company

SCHEDULE D - PART 3

Show All Long-Term Bonds and Stock Acquired During the Current Quarter

1	2	3	4	5	6	7	8	9	10
CUSIP Identification	Description	Foreign	Date Acquired	Name of Vendor	Number of Shares of Stock	Actual Cost	Par Value	Paid for Accrued Interest and Dividends	NAIC Designation, NAIC Designation Modifier and SVO Administrative Symbol
92212Y-AB-2	VARAGON SR NOTE AAA - CMO		05/15/2024	DIRECT		2,590,713	2,590,713	0	1.A PL
92212Y-AC-0	VARAGON SR NOTE AA - CMO		05/15/2024	DIRECT	518,142	518,142	0	0	1.C PL
92212Y-AD-8	VARAGON SR NOTE A - CMO		05/15/2024	DIRECT	345,428	345,428	0	0	1.F PL
922972-AJ-3	VENTR 49 C1 - CDO	C	06/04/2024	Jefferies	1,197,000	1,200,000	266	0	1.F FE
92540G-AC-2	VERUS 244 A3 - RMBS		05/13/2024	MORGAN STANLEY & COMPANY, INC.	4,999,973	5,000,000	19,466	0	1.F FE
92540H-AC-0	VERUS 245 A3 - RMBS		06/10/2024	BARCLAYS CAPITAL INC	4,599,951	4,600,000	16,140	0	1.F FE
92540M-AC-9	VERUS 243 A3 - RMBS		04/11/2024	WELLS FARGO SECURITIES LLC	9,999,913	10,000,000	34,225	0	1.F FE
925650-AG-8	VICI PROPERTIES LP		04/19/2024	Various	5,349,381	5,608,000	28,070	0	2.C FE
927804-FL-3	VIRGINIA ELECTRIC AND POWER CO		04/25/2024	MORGAN STANLEY CO	1,176,990	1,500,000	17,333	0	2.A FE
92839H-AA-4	VSTA 24CEST A1 - RMBS		05/10/2024	PIPER SANDLER & CO.	99,284	100,000	797	0	1.A FE
92840V-AS-1	VISTRA OPERATIONS COMPANY LLC		04/09/2024	J.P.MORGAN SECURITIES	239,676	240,000	0	0	2.C FE
92857W-CB-4	VODAFONE GROUP PLC	C	06/25/2024	BANC OF AMERICA/FIXED INCOME	3,470,670	3,500,000	0	0	2.B FE
92913U-AW-6	VOYA 2015-3 CR - CDO		06/27/2024	MIZUHO SECURITIES USA/FIXED INCOME	4,488,750	4,500,000	73,165	0	2.C FE
92914R-BE-1	VOYA 144RR CR2 - CDO		05/07/2024	BANC OF AMERICA/FIXED INCOME	2,532,380	2,540,000	15,139	0	2.C FE
92915H-BC-6	VOYA 163RR NT1 - CDO		05/14/2024	RBC CAPITAL MARKETS	5,000,000	5,000,000	0	0	5.B GI
92915P-AR-6	INGIM 2014-1 CR2 - CDO	C	05/01/2024	BAIRD, ROBERT W., & COMPANY IN	2,410,450	2,425,000	8,476	0	2.C FE
92916W-AJ-8	INGIM 2013-2 CR - CDO		06/26/2024	JP MORGAN SECURITIES LLC	1,842,134	1,854,000	27,043	0	2.C FE
92936U-AM-1	WP CAREY INC		06/27/2024	Morgan Stanley	269,176	275,000	0	0	2.A FE
92943T-AA-1	WE SODA INVESTMENTS HOLDING PLC	C	05/10/2024	Various	1,302,857	1,262,000	6,689	0	3.C FE
948596-AE-1	WEIBO CORP	C	06/03/2024	AUSTRALIA & NZ BANKING GROUP	320,685	367,000	5,023	0	2.B FE
94949G-AJ-0	WELF 2020-1 C - CDO	C	04/18/2024	CITIGROUP GLOBAL MARKETS, INC	740,625	750,000	1,355	0	2.C FE
9497EU-AN-7	WFHET 2006-1 M6 - CMO/RMBS		05/28/2024	Amherst Pierpont Securities	986	986	0	0	3.B FM
95000U-3F-8	WELLS FARGO & CO		04/18/2024	MARKETAXESS CORPORATION	419,014	430,000	5,775	0	1.E FE
958667-AA-5	WESTERN MIDSTREAM OPERATING LP		05/01/2024	BARCLAYS CAPITAL INC	3,411,240	4,000,000	53,667	0	2.C FE
970648-AN-1	WILLIS NORTH AMERICA INC		04/15/2024	STIFEL NICOLAUS & COMPANY INC.	241,546	250,000	1,721	0	2.B FE
973142-AY-8	WINDR 201R D1R - CDO	C	05/10/2024	MORGAN STANLEY & COMPANY, INC.	10,000,000	10,000,000	0	0	2.C FE
97315T-AJ-1	WINDR 2017-1 DR - CDO		06/10/2024	SG AMERICAS SECURITIES, LLC	2,216,250	2,250,000	31,416	0	2.C FE
983133-AA-7	WYNN RESORTS FINANCE LLC		04/05/2024	MORGAN STANLEY & COMPANY, INC.	1,897,000	2,000,000	2,278	0	3.C FE
98379J-AA-3	RXO INC		04/01/2024	ML	153,938	150,000	4,313	0	3.B FE
98379K-AB-8	XPO INC		06/20/2024	MORGAN STANLEY & COMPANY	3,063,750	3,000,000	11,875	0	3.C FE
98584X-AA-3	YINSON BORONIA PRODUCTION BV	C	05/28/2024	Various	726,000	726,000	0	0	3.A FE
A35155-AB-5	KLABIN AUSTRIA GMBH	D	04/24/2024	Various	1,500,345	1,519,000	4,765	0	3.A FE
A8372T-AC-2	SUZANO AUSTRIA GMBH	D	05/16/2024	Various	3,500,724	3,431,000	28,102	0	2.C FE
BGH920-BB-1	LVNV 6.84 6/12/29 - ABS		06/04/2024	DIRECT LOAN FUND	100,000	100,000	0	0	5.B GI
BGH939-PU-1	AP GRANGE HOLDINGS	C	06/03/2024	DIRECT LOAN FUND	250,000	250,000	0	0	5.B GI
C3535C-AM-0	FIRST QUANTUM MINERALS LTD		04/25/2024	Various	990,896	1,037,000	18,990	0	4.B FE
G0R9ZG-AB-7	ALMARAI SUKUK LTD	D	04/25/2024	Various	983,871	982,000	12,411	0	2.C FE
G11176-AA-5	BIOCEANICO SOVEREIGN CERTIFICATE LTD	D	04/25/2024	Various	1,508,856	2,041,792	0	0	3.A FE
G21038-AA-1	CHESTNUT FUND LTD.	C	06/26/2024	DIRECT	18,750,000	18,750,000	0	0	1.D
G26588-AF-3	DAR AL-ARKAN SUKUK COMPANY LTD	D	05/16/2024	GOLDMAN	844,778	817,000	15,432	0	4.A FE
G27753-AA-3	DIGICEL INTERMEDIATE HOLDINGS LTD	C	05/15/2024	DIWAC	902	902	0	0	5.B GI
G371E7-2B-2	FRESNILLO PLC	D	04/25/2024	Various	2,480,765	3,365,000	8,812	0	2.B FE
G5780K-AK-9	MDPK XXXVII DR - CDO	C	04/24/2024	MORGAN STANLEY & COMPANY, INC.	1,749,650	1,750,000	3,802	0	2.C FE
G5825A-AC-6	MARB BONDCO PLC	D	05/30/2024	Various	3,023,124	3,714,000	42,200	0	3.A FE
G6448K-AA-3	INVCO 211 E - CDO	C	04/16/2024	SG AMERICAS SECURITIES, LLC	1,218,750	1,250,000	837	0	3.C FE
G8246S-AA-6	SOBHA SUKUK LTD	D	05/17/2024	MERRILL LYNCH INTERNATIONAL	429,569	425,000	12,809	0	3.C FE
G95136-AC-4	WPARK 2001-R DR - CDO	C	06/26/2024	JANNEY MONTGOMERY SCOTT INC	247,500	250,000	5,081	0	5.B GI
G98149-AH-3	WYNN MACAU LTD	D	05/23/2024	Standard Chartered Bank	517,000	550,000	7,906	0	4.A FE
L21779-AL-4	CSN RESOURCES SA	D	04/24/2024	Various	968,054	964,000	31,811	0	3.B FE
L3500L-AA-7	TIERRA MOJADA LUXEMBOURG I SARL	D	05/02/2024	SUMITOMO BANK	815,107	904,669	22,397	0	2.B FE
L48008-AB-9	HIDROVIAS INTERNATIONAL FINANCE SARL	D	04/24/2024	Various	1,000,974	1,194,000	11,925	0	4.A FE
L4R020-AA-8	GUARA NORTE SARL	D	06/18/2024	Various	1,379,459	1,519,310	17,550	0	2.C FE

E04.10

STATEMENT AS OF JUNE 30, 2024 OF THE Reliance Standard Life Insurance Company

SCHEDULE D - PART 3

Show All Long-Term Bonds and Stock Acquired During the Current Quarter

1	2	3	4	5	6	7	8	9	10
CUSIP Identification	Description	Foreign	Date Acquired	Name of Vendor	Number of Shares of Stock	Actual Cost	Par Value	Paid for Accrued Interest and Dividends	NAIC Designation, NAIC Designation Modifier and SVO Administrative Symbol
L6401P-AJ-2	MINERVA LUXEMBOURG SA	D	04/18/2024	HSBC SECURITIES		1,223,250	1,500,000	6,198	3.B FE
L6401P-AM-5	MINERVA LUXEMBOURG SA	D	04/10/2024	BARCLAYS CAPITAL INC		2,092,500	2,000,000	14,299	3.B FE
L79090-AD-5	RUMO LUXEMBOURG SARL	D	04/24/2024	Various		1,989,817	2,385,000	24,676	3.B FE
M0152V-AX-1	ABU DHABI FUTURE ENERGY COMPANY PJSC	D	04/25/2024	Various		2,476,187	2,568,000	29,751	1.F FE
M28505-AF-8	DP WORLD LTD	D	04/25/2024	Various		2,492,820	3,088,000	8,937	2.B FE
N5276Y-AD-8	CIKARANG LISTRINDO TBK PT	D	04/30/2024	JP MORGAN CHASE INTL		801,391	834,000	5,504	3.A FE
N7163R-AQ-6	PROSUS NV	D	05/28/2024	Various		1,461,242	2,338,000	25,650	2.C FE
N7163R-AX-1	PROSUS NV	D	05/31/2024	Various		829,344	968,000	13,780	2.C FE
N7163R-AY-9	PROSUS NV	D	05/10/2024	JEFFERIES INTERNATIONAL LTD		367,200	500,000	7,965	2.C FE
P0R80B-AG-7	SITIOS LATINOAMERICA SAB DE CV	D	05/10/2024	HSBC SECURITIES INC.		413,100	450,000	2,688	2.C FE
P13458-AB-3	BANCO INDUSTRIAL SA	D	04/30/2024	CITIBANK, NA		490,430	511,000	6,223	4.A FE
P1915A-AA-0	BUFFALO ENERGY MEXICO HOLDINGS SA DE CV	D	06/11/2024	BARCLAYS BANK PLC, LONDON BRANCH		2,210,226	2,110,000	53,952	2.C FE
P1S81B-AB-4	BBVA MEXICO SA	D	04/19/2024	BANC OF AMERICA/FIXED INCOME		3,067,500	3,000,000	71,094	3.B FE
P2195V-AS-4	CELULOSA ARAUCO Y CONSTITUCION SA	D	04/17/2024	HSBC SECURITIES		447,763	565,000	6,466	2.C FE
P2253T-JQ-3	CEMEX SAB DE CV	D	05/01/2024	Jefferies		1,710,000	1,800,000	11,960	2.C FE
P26054-AB-5	CI BANCO SA INSTITUCION DE BANCA MULTIPL	D	04/25/2024	Various		2,461,797	2,573,000	32,787	2.C FE
P2867K-AK-2	COLBUN SA	D	05/16/2024	CITIBANK, NA		321,916	369,000	2,389	2.B FE
P28768-AC-6	COLOMBIA TELECOMUNICACIONES SA ESP BIC	D	04/24/2024	BARCLAYS CAPITAL INC FIXED INC		207,000	300,000	4,084	4.A FE
P2959S-AE-8	COMISION FEDERAL DE ELECTRICIDAD	D	04/25/2024	Various		2,446,468	3,569,000	35,952	2.B FE
P29853-AA-9	COMETA ENERGIA SA DE CV	D	04/25/2024	BARCLAYS BANK PLC, LONDON BRANCH		1,282,273	1,287,250	29,729	2.C FE
P3146D-AA-1	VESTA REAL ESTATE CORPORATION SAB DE CV	D	04/04/2024	HSBC SECURITIES		1,096,875	1,250,000	18,251	2.C FE
P3772W-AF-9	BANCO DO BRASIL SA (CAYMAN ISLANDS BRANC	D	04/10/2024	SUMRIDGE PARTNERS LLC		500,846	499,000	14,222	4.C FE
P55409-AB-5	INDUSTRIAS PENOLES SAB DE CV	D	04/25/2024	GOLDMAN SACHS INTL		2,472,263	2,820,000	17,765	2.B FE
P57908-AF-5	ORBITA ADVANCE CORPORATION SAB DE CV	D	04/25/2024	Various		2,482,914	2,756,000	15,098	2.C FE
P58072-AY-8	INVERSIONES OMPC SA	D	05/22/2024	HSBC SECURITIES		2,018,000	2,000,000	29,944	2.B FE
P59699-AB-7	ITAU UNIBANCO HOLDING SA (CAYMAN ISLANDS	D	04/24/2024	SUMRIDGE PARTNERS LLC		988,445	1,054,000	7,040	4.B FE
P5R70L-AA-9	INTERCHILE SA	D	05/29/2024	Various		1,888,200	2,328,000	37,498	2.A FE
P6777M-AB-8	MINERA MEXICO SA DE CV	D	04/25/2024	Various		2,468,294	3,261,000	35,079	2.A FE
P7464E-AA-4	PAMPA ENERGIA SA	D	04/24/2024	Various		977,278	1,014,000	17,927	5.B FE
P8405Q-AA-7	SAMARCO MINERACAO SA - EM RECUPERACAO JU	D	04/24/2024	BNP PARIBAS NY BRANCH/PARIS BONDS		991,567	1,119,101	0	4.C FE
P87163-AA-2	SOCIEDAD DE TRANSMISION AUSTRAL SA	D	04/11/2024	MIDLGB22 HSBC BK LONDON		1,243,346	1,423,000	12,333	2.B FE
P8718A-AP-1	SOCIEDAD QUIMICA Y MINERA DE CHILE SA	D	05/21/2024	Various		3,413,694	3,338,000	73,363	2.A FE
P93077-AC-2	TRANSPORTADORA DE GAS INTERNACIONAL SA E	D	06/07/2024	HSBC		1,460,625	1,500,000	9,019	2.C FE
P9401C-AB-8	FIDEICOMISO FIBRA UNO	D	05/16/2024	Various		1,418,751	1,789,000	34,723	2.C FE
P9406G-AB-4	FIDEICOMISO FIBRA UNO	D	04/25/2024	Various		3,315,437	3,897,000	61,144	2.C FE
P9810X-AA-9	VTR COMUNICACIONES SPA	D	05/16/2024	BARCLAYS BANK PLC, LONDON BRANCH		259,778	344,000	6,122	5.B FE
P989MJ-BL-4	YPF SA	D	04/24/2024	Bank of New York Mellon		982,418	1,068,000	18,131	5.B FE
S8755V-FQ-9	TRANSNET SOC LTD	D	04/25/2024	Various		977,674	991,000	16,890	3.C FE
U4034G-AA-1	GUSAP III LP	D	04/24/2024	Various		1,482,148	1,608,000	16,712	2.C FE
U5007T-AB-1	KOSMOS ENERGY LTD	D	04/25/2024	Various		984,412	1,024,000	10,546	4.B FE
U71359-AA-8	PERIAMA HOLDINGS LLC	D	04/25/2024	MERRILL LYNCH INTERNATIONAL		994,520	1,008,000	15,549	3.B FE
U8277R-AB-2	SK BATTERY AMERICA INC	D	04/25/2024	MERRILL LYNCH INTERNATIONAL		988,442	1,071,000	5,433	2.C FE
V0002U-AA-5	AZURE POWER ENERGY LTD	D	06/14/2024	MORGAN STANLEY AND CO. INTERNATIONAL PLC		317,935	352,283	4,128	4.B FE
V3855M-AA-5	GREENKO POWER II LTD	D	04/25/2024	Various		1,477,886	1,638,000	25,239	3.B FE
V4606A-AA-1	INDIA CLEANTECH ENERGY	D	04/25/2024	Various		1,583,555	1,583,945	14,872	3.C FE
V4819L-AA-0	INDIA GREEN POWER HOLDINGS	D	05/23/2024	Various		1,835,206	1,998,195	14,815	3.C FE
V6560A-AD-4	OCP SA	D	04/25/2024	Various		979,307	1,044,000	17,314	3.A FE
V6560A-AQ-5	OCP SA	D	05/28/2024	HSBC Bank PLC		150,900	200,000	4,470	3.A FE
V96177-AB-2	UPL CORPORATION LTD	D	04/11/2024	MERRILL LYNCH INTERNATIONAL		745,602	858,000	3,968	3.B FE
Y0606W-CA-6	BANGKOK BANK PUBLIC CO LTD (HONG KONG BR	D	04/25/2024	Various		1,496,320	1,711,000	4,814	3.A FE
Y1758J-AD-5	CONTINUUM ENERGY AURA PTE LTD	D	04/26/2024	NOMURA INTERNATIONAL PLC		301,500	300,000	5,225	4.A FE
Y2R03T-AB-9	SAKARTVELOS RK'INIIGZA SS	D	04/25/2024	Various		976,951	1,086,000	14,887	3.C FE
Y306AX-AD-2	HANIHA LIFE INSURANCE CO LTD	D	05/23/2024	BNP PARIBAS PARIS		372,840	400,000	4,280	1.G FE
Y3815N-AZ-4	HYUNDAI CAPITAL SERVICES INC	D	04/11/2024	DAIWA CAPITAL MARKETS AMERICA		985,921	1,051,000	4,974	2.A FE
Y41784-AL-6	IRB INFRASTRUCTURE DEVELOPERS LTD	D	06/12/2024	MERRILL LYNCH INTERNATIONAL		400,000	400,000	7,347	3.B FE
Y555CG-AB-8	LG ENERGY SOLUTION LTD	D	04/25/2024	CITIBANK, NA		1,985,894	1,981,000	8,551	2.A FE

E04.11

STATEMENT AS OF JUNE 30, 2024 OF THE Reliance Standard Life Insurance Company

SCHEDULE D - PART 3

Show All Long-Term Bonds and Stock Acquired During the Current Quarter

1	2	3	4	5	6	7	8	9	10
CUSIP Identification	Description	Foreign	Date Acquired	Name of Vendor	Number of Shares of Stock	Actual Cost	Par Value	Paid for Accrued Interest and Dividends	NAIC Designation, NAIC Designation Modifier and SVO Administrative Symbol
Y68856-AV-8	PETRONAS CAPITAL LTD	D	04/29/2024	EUROCLEAR		943,573	1,130,000	1,357	1.G FE
Y71260-AA-4	INDOFOOD CBP SUKSES MAKIMUR TBK PT	D	04/25/2024	Various		1,969,555	2,311,000	29,011	2.C FE
Y7141B-AB-9	PT FREEPORT INDONESIA	D	05/10/2024	PERSHING SECURITIES LIMITED		383,876	400,000	1,772	2.B FE
Y77108-AF-8	XIAOMI BEST TIME INTERNATIONAL LTD	D	05/10/2024	WELLS FARGO SECURITIES		283,776	400,000	5,467	2.C FE
Y8085F-BD-1	SK HYNIX INC	D	04/25/2024	Various		1,982,258	2,465,000	15,139	2.C FE
Y8085F-BK-5	SK HYNIX INC	D	05/10/2024	MIZUHO INTERNATIONAL PLC		410,140	400,000	8,288	2.B FE
Y9048B-AA-1	ULTRATECH CEMENT LTD	D	04/11/2024	Various		966,978	1,163,000	5,337	2.C FE
1109999999. Subtotal - Bonds - Industrial and Miscellaneous (Unaffiliated)						813,483,744	832,544,233	3,914,551	XXX
060505-FL-3	BANK OF AMERICA CORP		04/19/2024	BANC OF AMERICA/FIXED INCOME		1,924,000	2,000,000	12,403	2.B FE
29250N-CG-8	ENBRIDGE INC		06/24/2024	MIZUHO SECURITIES USA/FIXED INCOME		2,000,000	2,000,000	0	2.C FE
744320-BP-6	PRUDENTIAL FINANCIAL INC		04/19/2024	Various		498,750	500,000	3,792	2.B FE
P1400M-AA-6	BANCO MERCANTIL DEL NORTE SA (CAYMAN ISL	D	04/25/2024	Various		1,984,815	1,998,000	8,988	3.C FE
P16259-AM-8	BBVA BANCOMER SA (HOUSTON BRANCH)	D	05/29/2024	Various		5,661,970	6,139,000	88,196	3.B FE
P16259-AN-6	BBVA BANCOMER SA (HOUSTON BRANCH)	D	04/19/2024	BANC OF AMERICA/FIXED INCOME		2,790,000	3,000,000	19,583	3.B FE
P2253T-JS-9	CEMEX SAB DE CV	D	04/25/2024	Various		3,895,913	4,039,000	21,036	3.B FE
P2253T-JT-7	CEMEX SAB DE CV	D	04/25/2024	BARCLAYS CAPITAL INC		804,750	750,000	25,664	3.B FE
S0269J-AH-7	ABSA GROUP LTD	D	04/25/2024	Various		1,458,409	1,502,000	38,102	4.B FE
V96177-AC-0	UPL CORPORATION LTD	D	04/26/2024	UBS AG London		724,980	1,032,000	23,027	4.A FE
Y50800-AA-2	KYOBO LIFE INSURANCE CO LTD	D	05/10/2024	MERRILL LYNCH INTERNATIONAL		506,583	510,000	12,454	1.G FE
Y7457Q-AB-4	BANK NEGARA INDONESIA (PERSERO) TBK PT	D	04/26/2024	MERRILL LYNCH INTERNATIONAL		998,627	1,087,000	4,674	3.C FE
1309999999. Subtotal - Bonds - Hybrid Securities						23,248,797	24,557,000	257,917	XXX
464288-51-3	ISHARES:IBOXX \$HY CORP		05/29/2024	Piper Jaffray Co.	0.000	957,655	0	0	4.B
464288-58-8	ISHARES:MBS ETF		06/03/2024	Piper Jaffray Co.	0.000	2,716,266	0	0	1.A
1619999999. Subtotal - Bonds - SVO Identified Funds						3,673,920	0	0	XXX
000000-00-0	AGY HOLDING CORP. - INCREMENTAL DELAYED		06/28/2024	DIRECT		12,342	48,046	0	5.B GI
000000-00-0	FOUNDATION AUTOMOTIVE US CORP. - INITIAL		04/01/2024	DIRECT		11,124	11,124	0	5.B GI
000000-00-0	GREENFIELD WORLD TRADE, INC. - DELAYED D		05/20/2024	DIRECT		3,062	0	0	5.B GI
000000-00-0	AUTOALERT, LLC - LOAN (SECOND LIEN)		04/01/2024	DIRECT		69,326	69,326	0	5.B GI
000000-00-0	TIWIN-STAR INTERNATIONAL, INC. - SIXTH AM		04/01/2024	EXCHANGE		4,394	4,394	0	3.B PL
000000-00-0	TIWIN-STAR INTERNATIONAL, INC. - SIXTH AM		04/01/2024	EXCHANGE		4,487	4,487	0	3.B PL
000000-00-0	HAVILA KYSTRUTEN OPS - 10/26 FLOAT	B	04/26/2024	DIRECT		703	0	0	5.A PL
000000-00-0	HG GENESIS 9 SUMOCO LIMITED - TERM LOAN	B	06/13/2024	DIRECT		64,345	64,777	0	5.B GI
000000-00-0	KID DISTRO HOLDINGS, LLC - BANDZOOGL E IN		04/01/2024	DIRECT		5,555	5,555	0	5.B GI
000000-00-0	CB NEPTUNE HOLDINGS, LLC - TERM LOAN B		06/03/2024	DIRECT		4,588	0	0	4.C PL
000000-00-0	HG SATURN 2 SUMOCO LIMITED - ACCORDION F		04/02/2024	DIRECT		38,419	38,419	0	5.B GI
000000-00-0	ATLAS INTERMEDIATE III, L.L.C. - INITIAL		04/30/2024	DIRECT		49,405	49,405	0	5.A PL
000000-00-0	TIWIN-STAR INTERNATIONAL, INC. - SEVENTH		04/01/2024	EXCHANGE		2,156	0	0	3.B PL
000000-00-0	TIWIN-STAR INTERNATIONAL, INC. - SEVENTH		05/28/2024	DIRECT		100,912	101,442	0	3.B PL
000000-00-0	FINANCIAL-INFORMATION-TECHNOLOGIES, LLC		06/27/2024	DIRECT		491,898	491,898	0	3.B
000000-00-0	FINANCIAL-INFORMATION-TECHNOLOGIES, LLC		05/14/2024	DIRECT		491,898	491,898	0	3.C PL
000000-00-0	BR PJK PRODUCE, LLC - DELAYED DRAW TERM		04/19/2024	DIRECT		207,039	207,039	0	5.B GI
000000-00-0	K2 PURE SOLUTIONS NOCAL, L.P. - REVOLVIN		04/22/2024	DIRECT		294,027	303,121	0	4.B PL
000000-00-0	BERLIN BRANDS GROUP BIDCO GMBH - ADDITIO	B	04/01/2024	Direct		5,185	0	0	5.B GI
000000-00-0	RED LOBSTER MANAGEMENT LLC - INCREMENTAL		05/01/2024	DIRECT		7,287	0	0	5.B GI
000000-00-0	GS ACQUISITIONCO, INC. - REVOLVING LOAN		06/28/2024	DIRECT		19,007	19,007	0	5.B GI
000000-00-0	FRANCHISE EQUITY PARTNERS, LP, SERIES 1		04/10/2024	DIRECT		3,636,560	3,636,560	0	5.B GI
000000-00-0	PEX HOLDINGS (GEN II FUND) - TERM LOAN		04/01/2024	DIRECT		1,037,348	1,036,281	0	5.B GI
000000-00-0	PT INTERMEDIATE HOLDINGS III, LLC - 2024		06/28/2024	DIRECT		12,267,261	12,297,391	0	5.B GI
000000-00-0	MARIO PURCHASER, LLC - AMENDMENT NO. 1 D		06/18/2024	DIRECT		20,278	0	0	5.B GI
000000-00-0	PT INTERMEDIATE HOLDINGS III, LLC - 2024		06/27/2024	DIRECT		245,217	245,217	0	5.B GI

E04.12

STATEMENT AS OF JUNE 30, 2024 OF THE Reliance Standard Life Insurance Company

SCHEDULE D - PART 3

Show All Long-Term Bonds and Stock Acquired During the Current Quarter

1	2	3	4	5	6	7	8	9	10
CUSIP Identification	Description	Foreign	Date Acquired	Name of Vendor	Number of Shares of Stock	Actual Cost	Par Value	Paid for Accrued Interest and Dividends	NAIC Designation, NAIC Designation Modifier and SVO Administrative Symbol
000000-00-0	HOP ENERGY, LLC - PROTECTIVE ADVANCE NO.		04/05/2024	DIRECT		61,931	65,001	0	5.B GI
000000-00-0	HOP ENERGY, LLC - PROTECTIVE ADVANCE NO.		04/18/2024	DIRECT		1,004	16,356	0	5.B GI
000000-00-0	HOP ENERGY, LLC - PROTECTIVE ADVANCE NO.		05/14/2024	DIRECT		123,959	130,099	0	5.B GI
000000-00-0	DILIGENT CORPORATION (FKA DIAMOND MERGER		04/30/2024	DIRECT		1,233,979	1,233,228	0	5.B GI
000000-00-0	DILIGENT CORPORATION (FKA DIAMOND MERGER		04/30/2024	DIRECT		7,139,915	7,139,869	0	5.B GI
000000-00-0	LUX CREDIT CONSULTANTS (VGM LLC) - DELAY		05/15/2024	DIRECT		19,606	19,606	0	5.B GI
000000-00-0	RGIS SERVICES, LLC - TERM LOAN (DEU)		04/26/2024	DIRECT		331,156	337,362	0	5.B GI
000000-00-0	MEDIACO HOLDING INC. - TERM LOAN (SECOND		04/30/2024	DIRECT		630,258	630,258	0	5.B GI
000000-00-0	MEDIACO HOLDING INC. - TERM LOAN (SECOND		04/17/2024	DIRECT		322,350	322,350	0	5.B GI
000000-00-0	ROBINETTE COMPANY, THE - TERM LOAN		05/09/2024	DIRECT		1,603,896	1,636,629	0	5.B GI
000000-00-0	WYNDHAM HOTELS & RESORTS, INC. TERM LOAN		06/24/2024	DIRECT		99,875	100,000	0	5.B GI
000000-00-0	FCA, LLC - FIRST AMENDMENT INCREMENTAL		04/01/2024	DIRECT		1,060,972	1,082,624	0	5.B GI
000000-00-0	SILK HOLDINGS III CORP. - FIRST AMENDMEN		05/30/2024	DIRECT		1,344,631	1,372,073	0	5.B GI
000000-00-0	EIS LEGACY, LLC - TERM LOAN		05/10/2024	DIRECT		45,286	46,210	0	5.B GI
000000-00-0	SUMP HOLDINGS LUXEMBOURG - ORIGINAL USD	D.	05/17/2024	DIRECT		4,166,316	4,166,316	0	5.B GI
000000-00-0	KAYLA (BC) HOLDCO S.A.R.L. - SUPER SENIO	B.	04/03/2024	DIRECT		28,083	27,910	0	5.B GI
000000-00-0	SALON LOFTS GROUP, LLC - DELAYED DRAW TE		05/17/2024	DIRECT		131,813	131,813	0	5.B GI
000000-00-0	PEACHES ACQUISITION CORPORATION (THE HC		05/21/2024	DIRECT		3,106,109	3,185,753	0	5.B GI
000000-00-0	PHOENIX YW BUYER, INC. - INITIAL TERM LO		05/30/2024	DIRECT		2,060,978	2,108,418	0	5.B GI
000000-00-0	GREAT KITCHENS FOOD COMPANY, INC. - REVO		06/24/2024	DIRECT		107,472	107,472	0	5.B GI
000000-00-0	BODI METEOR ACQUISITION, LLC - AMENDMENT		06/06/2024	DIRECT		1,762,176	1,802,737	0	5.B GI
000000-00-0	CI (QUERCUS) INTERMEDIATE HOLDINGS, LLC		06/24/2024	DIRECT		38,502	38,502	0	5.B GI
000000-00-0	SEI GROUP, LLC - SIXTH ADDITIONAL TERM L		06/03/2024	DIRECT		906,698	925,202	0	5.B GI
000000-00-0	GCM MAGNOLIA BIDCO, LLC - TERM LOAN B		06/06/2024	DIRECT		4,835,722	4,934,410	0	5.B GI
000000-00-0	HOP ENERGY, LLC - TERM LOAN B		05/14/2024	DIRECT		958,215	958,215	0	5.B GI
000000-00-0	GRAPHPAD SOFTWARE, LLC - INITIAL TERM LO		06/27/2024	DIRECT		2,521,374	2,534,044	0	5.B GI
000000-00-0	CVP HOLDCO, INC. - INITIAL TERM LOAN		06/28/2024	DIRECT		2,085,716	2,106,783	0	5.B GI
000000-00-0	PINNACLE TREATMENT CENTERS, INC. - SEVEN		06/27/2024	DIRECT		140,087	140,087	0	5.B GI
000000-00-0	PINNACLE TREATMENT CENTERS, INC. - ELEVE		06/28/2024	DIRECT		37,422	37,422	0	5.B GI
000000-00-0	RADIANCE BORROWER, LLC - TERM LOAN		06/28/2024	DIRECT		2,304,880	2,325,040	0	5.B GI
000000-00-0	TWIN-STAR INTERNATIONAL, INC. - OUTSTAND		06/21/2024	DIRECT		285,456	285,456	0	5.B GI
00155*-AA-1	AGY HOLDING CORP. - CLOSING DATE TERM LO		06/28/2024	DIRECT		91,142	408,919	0	5.B GI
00155*-AB-9	AGY HOLDING CORP. - DELAYED DRAW TERM LO		06/28/2024	PIK BUY		83,665	376,225	0	5.B GI
00230*-AB-8	REVALIZE, INC. - REVOLVING LOAN		04/29/2024	DIRECT		12,920	12,920	0	3.B PL
00240*-AA-6	A.M. CASTLE & CO. - INITIAL TERM LOAN		06/03/2024	DIRECT		15,903	15,903	0	3.C PL
00458*-AA-5	ACCESSION RISK MANAGEMENT GROUP, INC. -		06/14/2024	DIRECT		2,308,498	2,343,653	0	3.C PL
00458*-AG-2	ACCESSION RISK MANAGEMENT GROUP, INC. -		05/21/2024	DIRECT		1,827,767	1,827,767	0	3.C PL
00686*-AD-3	ADG, LLC - INITIAL TERM LOAN (FIRST LIEN		06/28/2024	DIRECT		8,992	8,992	0	5.B GI
02082A-AH-7	ALPINE ACQUISITION CORP II - REVOLVING L		06/20/2024	DIRECT		12,369	12,369	0	4.C PL
03768*-AG-7	APEX SERVICE PARTNERS, LLC - REVOLVING C		05/22/2024	DIRECT		30,222	30,222	0	3.C PL
03768*-AH-5	APEX SERVICE PARTNERS, LLC - DDTL LOAN		06/28/2024	DIRECT		480,300	480,386	0	3.C PL
03768*-AJ-1	APEX SERVICE PARTNERS, LLC - TERM LOAN		05/23/2024	DIRECT		28,717	28,717	0	3.C PL
03782*-AF-5	APPFIRE TECHNOLOGIES, LLC - INITIAL TERM		04/01/2024	DIRECT		24,638	24,638	0	3.B PL
04638*-AA-6	ASTRO INTERMEDIATE II, LLC - REVOLVING L		04/12/2024	DIRECT		53,174	53,174	0	3.C PL
04638*-AA-6	ASTRO INTERMEDIATE II, LLC - REVOLVING L		06/12/2024	DIRECT		69,127	69,127	0	3.C PL
04887*-AA-6	ATLANTIC SQUARED SUPPLY LLC - EFFECTIVE		05/31/2024	DIRECT		16,966	16,966	0	4.C
04963*-AD-5	ATRIA WEALTH SOLUTIONS, INC. - ADDITIONA		06/01/2024	DIRECT		114,084	114,084	0	5.A
05597*-AB-2	BUH HOLDINGS III CORP. - INITIAL REVOLVI		06/20/2024	DIRECT		112,993	112,993	0	3.B PL

E04.13

STATEMENT AS OF JUNE 30, 2024 OF THE Reliance Standard Life Insurance Company

SCHEDULE D - PART 3

Show All Long-Term Bonds and Stock Acquired During the Current Quarter

1	2	3	4	5	6	7	8	9	10
CUSIP Identification	Description	Foreign	Date Acquired	Name of Vendor	Number of Shares of Stock	Actual Cost	Par Value	Paid for Accrued Interest and Dividends	NAIC Designation, NAIC Designation Modifier and SVO Administrative Symbol
056256-AD-4	BLP BUYER, INC. - DDTL LOAN		05/08/2024	DIRECT		135,484	135,484	0	2.C PL
05639*-AB-4	BACKYARD LEISURE INTERMEDIATE HOLDINGS		05/30/2024	DIRECT		1,697,629	1,706,160	0	5.B GI
07189*-AA-6	BAXTERS NORTH AMERICA, INC. - TERM LOAN		05/28/2024	DIRECT		26,363	26,363	0	5.B IF
07313#-AB-9	BAYSIDE OPCO, LLC - TRANCHE A-1 TERM LOA		04/01/2024	DIRECT		1,176	0	0	4.B PL
07314#-AA-0	BAYSIDE PARENT, LLC - INITIAL TERM LOAN		06/28/2024	DIRECT		13,589	13,083	0	4.B PL
07735#-AC-7	BEL USA LLC - FOURTH AMENDMENT TERM LOAN		05/31/2024	DIRECT		477	477	0	5.B GI
09064#-AA-0	BIOPLAN USA, INC. - TERM LOAN		06/11/2024	DIRECT		27,691	27,691	0	5.A FE
09224#-AA-5	BLACK ROCK COFFEE HOLDINGS, LLC - TERM L		05/31/2024	DIRECT		344,272	358,462	0	5.B GI
09857*-AA-3	BONTERRA LLC - AMENDMENT NO.4 INCREMENTA		06/28/2024	DIRECT		30,609	30,609	0	5.B GI
09857*-AB-1	BONTERRA LLC - REVOLVING CREDIT LOAN		06/27/2024	DIRECT		108,333	108,333	0	5.B GI
10921#-AA-9	BRIGHT INTERNATIONAL, LLC - REVOLVING LO		05/30/2024	DIRECT		245,328	245,328	0	5.A PL
12736*-AE-6	CCSL HOLDINGS, LLC - SECOND AMENDMENT DD		06/27/2024	DIRECT		64,756	64,756	0	5.B GI
12736*-AF-3	CCSL HOLDINGS, LLC - DELAYED DRAW TERM L		04/22/2024	DIRECT		77,270	77,270	0	5.B GI
12738*-AA-2	CADENCE INTERMEDIATE II LLC - REVOLVING		06/11/2024	DIRECT		98,548	98,548	0	4.A PL
12738*-AB-0	CADENCE INTERMEDIATE II LLC - TERM LOAN		04/19/2024	DIRECT		1,069,147	1,069,147	0	4.A PL
12738*-AC-8	CADENCE INTERMEDIATE II LLC - ADDITIONAL		04/19/2024	DIRECT		111,201	111,201	0	4.A PL
12738*-AD-6	CADENCE INTERMEDIATE II LLC - SECOND ADD		04/24/2024	DIRECT		118,131	118,131	0	4.A PL
12738*-AE-4	CADENCE INTERMEDIATE II LLC - THIRD ADDI		04/19/2024	DIRECT		50,639	50,639	0	4.A PL
12745#-AA-1	CG GROUP HOLDINGS, LLC - INITIAL REVOLVI		06/28/2024	DIRECT		3,320	3,320	0	3.A PL
12745#-AB-9	CG GROUP HOLDINGS, LLC - INITIAL TERM LO		06/28/2024	DIRECT		3,671	3,671	0	3.A PL
12747#-AA-7	CB1-GATOR ACQUISITION, LLC - REVOLVING C		06/28/2024	DIRECT		40,021	40,021	0	5.B GI
12748#-AC-2	CI (QUERCUS) INTERMEDIATE HOLDINGS, LLC		06/06/2024	DIRECT		22,001	22,001	0	5.A PL
12778*-AB-1	CADMIUS GROUP LLC, THE - REVOLVING LOAN		06/28/2024	DIRECT		108,374	108,374	0	4.C PL
14073#-AM-1	CAPTIVE RESOURCES MIDCO, LLC - INITIAL T		04/30/2024	DIRECT		11,704	11,704	0	3.B PL
14168#-AC-2	CAREERBUILDER, LLC - TERM B-3 LOAN (FIRS		06/28/2024	DIRECT		10,967	10,967	0	6. FE
14171#-AB-2	CAREMAX, INC. - DELAYED DRAW TERM LOAN B		06/28/2024	DIRECT		16,052	16,052	0	5.B GI
14727#-AH-4	CASCADE ENVIRONMENTAL LLC - REVOLVING LO		06/18/2024	DIRECT		96,168	96,168	0	4.B PL
15651#-AA-6	CENTURY DISTRIBUTION SYSTEMS - REVOLVER		06/14/2024	DIRECT		535,454	546,382	0	4.C PL
17115*-AG-1	CHRONICLE BIDCO INC. - REVOLVING CREDIT		06/27/2024	DIRECT		75,635	75,635	0	4.C PL
17886#-AB-5	CIVICPLUS, LLC - DELAYED DRAW TERM LOAN		05/31/2024	DIRECT		2,129	2,129	0	5.B GI
18504*-AC-7	CLEARLY CLEAN HOLDINGS LLC - REVOLVING C		06/14/2024	DIRECT		95,972	95,972	0	5.B GI
18946#-AA-5	CLOWNFISH ACQUISITION VEHICLE, INC. - RE		06/28/2024	DIRECT		300,402	300,402	0	5.B GI
18946#-AC-1	CLOWNFISH ACQUISITION VEHICLE, INC. - AD		05/01/2024	DIRECT		354,117	355,455	0	5.B GI
19076*-AC-3	COBALT BUYER SUB, INC. - REVOLVING CREDI		04/08/2024	DIRECT		8,107	8,107	0	3.A PL
22175*-AC-7	COTTON HOLDINGS, INC. - EXISTING TERM LO		04/01/2024	DIRECT		1,448,186	1,448,186	0	4.A PL
22175#-A*-4	COTTON HOLDINGS, INC. - REVOLVING ADVANC		05/02/2024	DIRECT		126,525	126,525	0	4.A PL
22357#-AA-7	LENDERLIVE SERVICES, LLC - REVOLVER		04/01/2024	DIRECT		2,759	2,759	0	6. PL
22357#-AB-5	COVIUS SERVICES, LLC - TERM LOAN		04/01/2024	DIRECT		3,341	3,341	0	6. PL
22357#-AB-5	LENDERLIVE SERVICES, LLC - OPCO TERM LOA		06/28/2024	DIRECT		1,628,999	1,720,658	0	6. PL
22357#-AC-3	COVIUS SERVICES, LLC - SECOND AMENDMENT		04/01/2024	DIRECT		283	283	0	6. PL
22357#-AD-1	COVIUS SERVICES, LLC - DELAYED DRAW TERM		04/01/2024	DIRECT		3,730	3,730	0	6. PL
22357#-AD-1	LENDERLIVE SERVICES, LLC - HOLDCO TERM L		06/28/2024	DIRECT		1,083,895	1,147,272	0	6. PL
22357#-AE-9	COVIUS SERVICES, LLC - DELAYED DRAW TERM		04/01/2024	DIRECT		383	383	0	6. PL
22357#-AE-9	LENDERLIVE SERVICES, LLC - HOLDCO TERM L		06/28/2024	DIRECT		141,818	207,000	0	6. PL
23946*-AB-5	DAXKO ACQUISITION CORPORATION - REVOLVIN		06/28/2024	DIRECT		85,817	85,817	0	3.B PL
25388*-AA-7	DIGITAL RIVER, INC. - REVOLVING A LOAN		06/14/2024	DIRECT		3,432,079	3,432,079	0	6. PL
25388B-A*-5	DIGITAL RIVER, INC. - REVOLVING B LOAN		06/28/2024	DIRECT		5,651,338	5,651,338	0	6. PL
25403#-AA-4	DILIGENT CORPORATION (FKA DIAMOND MERGER		04/29/2024	DIRECT		166,783	166,783	0	3.C PL

E04.14

STATEMENT AS OF JUNE 30, 2024 OF THE Reliance Standard Life Insurance Company

SCHEDULE D - PART 3

Show All Long-Term Bonds and Stock Acquired During the Current Quarter

1	2	3	4	5	6	7	8	9	10
CUSIP Identification	Description	Foreign	Date Acquired	Name of Vendor	Number of Shares of Stock	Actual Cost	Par Value	Paid for Accrued Interest and Dividends	NAIC Designation, NAIC Designation Modifier and SVO Administrative Symbol
26862*-AA-0	EIS OPERATING ENTERPRISES, LLC - REVOLVING		06/27/2024	DIRECT		197,663	197,663	0	4.B PL
26862*-AF-7	EIS LEGACY, LLC - 2023 INCREMENTAL DELAY		04/30/2024	DIRECT		5,129	5,129	0	4.B PL
268850*-AB-3	ERC TOPCO HOLDINGS, LLC - REVOLVING CRED		05/13/2024	DIRECT		31	31	0	4.A PL
268850*-AD-9	ERC TOPCO HOLDINGS, LLC - CLOSING DATE T		04/01/2024	DIRECT		3,484	3,484	0	4.A PL
26889*-AA-7	ERC TOPCO HOLDINGS, LLC - ACCRUED PIK IN		04/01/2024	DIRECT		102	102	0	4.A PL
26909*-AB-3	ESN VENTURE HOLDINGS, LLC - DELAYED DRAW		06/04/2024	DIRECT		29,074	29,074	0	3.B PL
26909*-AD-9	ESN VENTURE HOLDINGS, LLC - DDTL-1		04/01/2024	DIRECT		51,307	51,307	0	3.B PL
26910*-AA-8	ESO SOLUTIONS, INC. - REVOLVING LOAN		06/04/2024	DIRECT		64,976	64,976	0	5.B GI
26952*-AF-8	EAGLE FAMILY FOODS GROUP LLC - INITIAL R		04/08/2024	DIRECT		158,992	158,992	0	4.A PL
28521*-AA-5	ELECTRO RENT LLC - INITIAL TERM LOAN		06/17/2024	DIRECT		5,845	5,845	0	4.C PL
286082*-A*-3	ELECTRONICS FOR IMAGING, INC. - TERM LOA		04/01/2024	DIRECT		1,445,028	1,474,518	0	5.B GI
28881*-AB-7	ELLIS DEBT MERGECO LLC - REVOLVING FACI		05/02/2024	DIRECT		397,490	397,490	0	3.C PL
29102U*-AC-3	EMERALD TECHNOLOGIES (U.S.) ACQUISITIONC		06/21/2024	DIRECT		205,302	205,302	0	4.C FE
29281C*-AB-8	ENERGY ACQUISITION LP - CLOSING DATE TER		05/10/2024	DIRECT		2,172,905	2,217,250	0	5.B GI
29281C*-AC-6	ENERGY ACQUISITION LP - DELAYED DRAW TER		06/21/2024	DIRECT		104,297	105,350	0	5.B GI
29446C*-AV-6	EQUINOX HOLDINGS INC. - INITIAL TERM LOA		04/01/2024	DIRECT		497,332	497,332	0	5.C PL
29670*-AC-2	ESSENTIAL SERVICES HOLDING CORPORATION -		04/12/2024	DIRECT		20,410	20,410	0	3.B PL
30066*-AA-4	EXADEL, INC. - REVOLVING LOAN		05/01/2024	DIRECT		91	91	0	5.A PL
30066*-AA-4	EXADEL, INC. - REVOLVING LOAN		06/03/2024	DIRECT		88	88	0	5.A PL
30066*-AB-2	EXADEL, INC. - INITIAL TERM LOAN		05/01/2024	DIRECT		739	739	0	5.A PL
30066*-AB-2	EXADEL, INC. - INITIAL TERM LOAN		06/03/2024	DIRECT		718	718	0	5.A PL
30190C*-AC-4	FB ACQUISITION LLC - REVOLVING CREDIT LO		06/14/2024	DIRECT		11,776	11,776	0	5.B GI
30297*-AC-3	FPG INTERMEDIATE HOLDCO, LLC - DELAYED D		05/31/2024	DIRECT		3,400	3,400	0	3.B PL
30297*-AE-9	FPG INTERMEDIATE HOLDCO, LLC - TERM LOAN		05/31/2024	DIRECT		5,808	5,808	0	3.B PL
31452*-AA-6	FENIX INTERMEDIATE LLC - DELAYED DRAW TE		04/05/2024	DIRECT		241,761	244,690	0	5.B GI
33852*-AA-4	FLASH TOPCO, INC. (AKA BEVERLY MERGER SU		04/30/2024	DIRECT		10,740	10,740	0	3.A PL
34433*-AA-4	FOLLETT HOLDINGS 2022-I, LLC - TERM LOAN		05/28/2024	DIRECT		34,794	34,794	0	5.B GI
34955*-AK-0	FORTIS SOLUTIONS GROUP, LLC - REVOLVING		06/28/2024	DIRECT		34,293	34,293	0	2.C PL
34955*-AL-8	FORTIS SOLUTIONS GROUP, LLC - FIRST AMEN		06/28/2024	DIRECT		11,628	11,628	0	2.C PL
35043*-AA-3	FOUNDATION AUTOMOTIVE US CORP. - INITIAL		04/01/2024	DIRECT		24,801	24,801	0	5.B GI
35043*-AB-1	FOUNDATION AUTOMOTIVE US CORP. - DELAYED		04/17/2024	DIRECT		3,787	3,787	0	5.B GI
35180*-AA-6	FRANCHISE EQUITY PARTNERS, LP, SERIES 2		04/12/2024	DIRECT		29,922	29,922	0	5.B GI
35180*-AB-4	FRANCHISE EQUITY PARTNERS, LP, SERIES 2		06/28/2024	DIRECT		30,488	30,488	0	5.B GI
35180*-AA-4	FRANCHISE EQUITY PARTNERS, LP, SERIES 1		04/30/2024	DIRECT		1,273,285	1,273,285	0	5.B GI
35180*-AB-2	FRANCHISE EQUITY PARTNERS, LP, SERIES 1		06/28/2024	DIRECT		1,298,000	1,298,000	0	5.B GI
36259*-AL-6	GS ACQUISITIONCO, INC. - SEVENTH SUPLEME		05/30/2024	DIRECT		13,482	13,482	0	4.C PL
36259*-AL-6	GS ACQUISITIONCO, INC. - SEVENTH SUPLEME		06/28/2024	DIRECT		13,482	13,482	0	4.C PL
39037*-AC-9	GREAT DAY IMPROVEMENTS, LLC - TERM LOAN		06/13/2024	DIRECT		5,653,479	5,653,479	0	4.A PL
39059*-AA-2	GREAT KITCHENS FOOD COMPANY, INC. - TERM		05/31/2024	DIRECT		6,534,309	6,534,309	0	5.B GI
40178*-AC-2	GUIDED PRACTICE SOLUTIONS DENTAL, LLC -		04/22/2024	DIRECT		924,225	924,225	0	5.B GI
40377*-AA-9	GYMPASS US, LLC - INITIAL TERM LOAN		04/22/2024	DIRECT		15,024	15,024	0	5.B GI
40491*-AC-4	HW ACQUISITION, LLC - REVOLVING CREDIT L		06/06/2024	DIRECT		267,515	267,515	0	5.B GI
41766*-AB-0	HARVEY GULF HOLDINGS LLC - TERM LOAN B 2		04/26/2024	DIRECT		356,130	359,364	0	5.B GI
42257*-AB-8	HEALTHPRO HOLDINGS INC. - REVOLVING LOAN		06/13/2024	DIRECT		255,842	255,842	0	4.B PL
42958*-AH-3	HIGGINBOTHAM INSURANCE AGENCY, INC. - AM		06/27/2024	DIRECT		25,255	25,255	0	5.B GI
43933*-AA-6	HOP ENERGY, LLC - INITIAL TERM LOAN		05/10/2024	DIRECT		621,656	621,656	0	5.B GI
44910*-AA-1	HYDROSOURCE LOGISTICS, LLC (LEA & EDDY H		06/28/2024	DIRECT		88,715	88,715	0	5.B GI
44910*-AB-9	HYDROSOURCE LOGISTICS, LLC (LEA & EDDY H		06/28/2024	DIRECT		3,094,551	3,193,726	0	5.B GI

EO4.15

STATEMENT AS OF JUNE 30, 2024 OF THE Reliance Standard Life Insurance Company

SCHEDULE D - PART 3

Show All Long-Term Bonds and Stock Acquired During the Current Quarter

1	2	3	4	5	6	7	8	9	10
CUSIP Identification	Description	Foreign	Date Acquired	Name of Vendor	Number of Shares of Stock	Actual Cost	Par Value	Paid for Accrued Interest and Dividends	NAIC Designation, NAIC Designation Modifier and SVO Administrative Symbol
44938*-AA-3	ICIMS, INC. - INTEREST DDTL		05/22/2024	DIRECT		86,372	86,372	0	4.B PL
44938*-AA-3	ICIMS, INC. - INTEREST DDTL		05/22/2024	DIRECT		31,806	31,806	0	4.B PL
44938*-AB-1	ICIMS, INC. - REVOLVING LOAN		05/21/2024	DIRECT		90,390	90,390	0	4.B PL
44938*-AB-1	ICIMS, INC. - REVOLVING LOAN		05/21/2024	DIRECT		29,762	29,762	0	4.B PL
44938*-AC-9	ICIMS, INC. - TERM LOAN		05/22/2024	DIRECT		172,743	172,743	0	4.B PL
44938*-AC-9	ICIMS, INC. - TERM LOAN		05/22/2024	DIRECT		95,098	95,098	0	4.B PL
449580-AA-1	IG INVESTMENTS HOLDINGS, LLC - REVOLVING		05/17/2024	DIRECT		22,779	22,779	0	3.C PL
450300-AC-1	ISQ HAWKEYE HOLDCO, INC. - REVOLVING LOA		05/30/2024	DIRECT		297,778	297,778	0	3.A PL
45063*-AB-5	IT PARENT, LLC - REVOLVING LOAN		06/25/2024	DIRECT		51,409	51,409	0	5.B GI
45074#-AA-0	IYM HOLDINGS, INC. - REVOLVING LOAN		06/28/2024	DIRECT		455,120	455,120	0	4.A PL
456330-AA-6	INDUSTRIAL SERVICE SOLUTIONS WC, INC. -		05/01/2024	DIRECT		141,984	141,984	0	4.B PL
45784#-AA-1	INMOMENT, INC. - INITIAL TERM LOAN		04/11/2024	DIRECT		36,962	36,962	0	5.B GI
45835*-AA-4	SMART CHEMICAL SOLUTIONS, LLC - REVOLVIN		06/24/2024	DIRECT		190,339	190,339	0	5.B GI
45835*-AB-2	SMART CHEMICAL SOLUTIONS, LLC - TERM LOA		05/01/2024	DIRECT		5,522	5,522	0	5.B GI
45835*-AB-2	SMART CHEMICAL SOLUTIONS, LLC - TERM LOA		06/03/2024	DIRECT		1,055	1,055	0	5.B GI
45836*-AL-9	INTEGRITY MARKETING ACQUISITION, LLC - A		04/10/2024	DIRECT		329,910	331,568	0	3.C PL
458380-AB-7	INTEGRATE.COM, INC. - DELAYED DRAW TERM		06/28/2024	DIRECT		1,721	1,721	0	5.B GI
458380-AD-3	INTEGRATE.COM, INC. - REVOLVING LOAN		06/24/2024	DIRECT		1,140	1,140	0	5.B GI
45886A-AA-9	INTERNAP HOLDING LLC - TERM LOAN		04/01/2024	DIRECT		6,744	6,744	0	5.B GI
46663*-AA-9	JACK COOPER VENTURES, INC. - INITIAL TER		04/01/2024	DIRECT		39,265	90,310	0	5.C PL
46663P-A*-6	JACK COOPER VENTURES, INC. - NEW MONEY T		04/01/2024	DIRECT		171,044	171,044	0	5.C PL
46663P-AB-4	JACK COOPER INVESTMENTS, INC. - INITIAL		05/01/2024	DIRECT		1,755	1,755	0	5.C PL
46663P-C*-4	JACK COOPER VENTURES, INC. - DELAYED DRA		04/01/2024	DIRECT		163,739	332,200	0	5.C PL
470090-AC-4	JAGUAR PARENT, INC. - REVOLVING LOAN		06/26/2024	DIRECT		185,563	182,521	0	4.B PL
48578*-AA-9	KASEYA INC. - INITIAL TERM LOAN		04/30/2024	DIRECT		13,284	13,284	0	3.B PL
48578*-AB-7	KASEYA INC. - DD T/L		04/25/2024	DIRECT		8,000	8,000	0	3.B PL
48773#-AF-7	KELLERMAYER BERGENSONS SERVICES, LLC - A		04/30/2024	DIRECT		588,814	588,071	0	4.B PL
48773#-AH-3	KELLERMAYER BERGENSONS SERVICES, LLC - A		04/30/2024	DIRECT		1,340,317	1,353,217	0	4.B PL
50012#-AB-3	KODIAK CAKES, LLC - INITIAL TERM LOAN		06/28/2024	DIRECT		903,973	910,804	0	3.B PL
51187*-AG-3	LAKELAND TOURS, LLC - REVOLVING LOAN		06/25/2024	DIRECT		569,422	569,422	0	5.B GI
532290-AA-0	LIGHTSPEED SOLUTIONS, LLC - INITIAL TERM		06/28/2024	DIRECT		28,660	28,660	0	5.B GI
532290-AB-8	LIGHTSPEED SOLUTIONS, LLC - DELAYED DRAW		06/28/2024	DIRECT		2,411	2,411	0	5.B GI
532720-AA-6	LIMINEX, INC. - REVOLVING LOAN		05/07/2024	DIRECT		1,012,500	1,012,500	0	4.C PL
542800-AB-4	ILLUMIFIN CORPORATION - INITIAL TERM LOA		04/19/2024	DIRECT		26,761	26,761	0	3.A PL
546240-AA-9	LOUISIANA FISH FRY PRODUCTS, LTD. - REVO		06/28/2024	DIRECT		15,600	15,600	0	3.B PL
54959#-AB-0	LUCKY US BUYERCO LLC - REVOLVING CREDIT		06/24/2024	DIRECT		112,212	112,212	0	5.B GI
55067#-AG-5	LUX CREDIT CONSULTANTS LLC - DELAYED DRA		06/03/2024	DIRECT		102,155	102,155	0	4.C PL
55392*-AC-4	MBS SERVICES HOLDINGS, LLC - FIRST AMEND		06/21/2024	DIRECT		596	596	0	4.C PL
55392*-AD-2	MBS SERVICES HOLDINGS, LLC - FIRST AMEND		05/09/2024	DIRECT		970	970	0	4.C PL
55392*-AE-0	MBS SERVICES HOLDINGS, LLC - FIFTH AMEND		05/09/2024	DIRECT		8,022	8,022	0	4.C PL
56855*-AA-6	MARIO PURCHASER, LLC - DELAYED DRAW TERM		06/18/2024	DIRECT		35,609	35,609	0	4.A PL
56855*-AB-4	MARIO PURCHASER, LLC - INITIAL REVOLVING		04/26/2024	DIRECT		5,992	5,992	0	4.A PL
57679*-AA-8	MATHNASIUM, LLC - REVOLVING FACILITY LOA		06/07/2024	DIRECT		5,861	5,861	0	3.A PL
57722*-AA-5	MATTRESS WAREHOUSE, LLC - REVOLVER		06/30/2024	DIRECT		118,070	118,070	0	5.B GI
58343*-AC-8	MESSENGER, LLC - TERM LOAN		04/10/2024	DIRECT		109,689	109,689	0	3.B PL
59935*-AB-2	MILESTONE TECHNOLOGIES INC. - REVOLVING		06/05/2024	DIRECT		57,086	57,086	0	5.B GI
60920#-AB-3	MONDEE, INC. - TERM LOAN A		04/01/2024	DIRECT		373,051	373,051	0	5.B GI
62985#-AK-1	NSG BUYER, INC. - 2023 INCREMENTAL DELAY		04/18/2024	DIRECT		25,182	25,182	0	5.B GI

E04.16

STATEMENT AS OF JUNE 30, 2024 OF THE Reliance Standard Life Insurance Company

SCHEDULE D - PART 3

Show All Long-Term Bonds and Stock Acquired During the Current Quarter

1	2	3	4	5	6	7	8	9	10
CUSIP Identification	Description	Foreign	Date Acquired	Name of Vendor	Number of Shares of Stock	Actual Cost	Par Value	Paid for Accrued Interest and Dividends	NAIC Designation, NAIC Designation Modifier and SVO Administrative Symbol
65500#-AA-2	NOBLE YOU GROUP HOLDING, LLC - REVOLVING		05/20/2024	DIRECT		29,239	29,239	0	4.C PL
65960#-AB-3	NORTH HAVEN STACK BUYER, LLC - REVOLVING		04/29/2024	DIRECT		18,115	18,115	0	3.B PL
67101*-AB-3	OAO ACQUISITIONS, INC. - DELAYED DRAW TE		05/01/2024	DIRECT		70,450	70,450	0	4.B PL
68237B-AB-3	ONE GROUP LLC, THE - INITIAL TERM LOAN		05/01/2024	DIRECT		2,257,573	2,327,394	0	5.B GI
68372*-AC-1	OPENING DAY BORROWER 111 LLC - REVOLVING		04/08/2024	DIRECT		12,830	13,469	0	5.B PL
69403#-AC-8	PH BEAUTY HOLDINGS 111, INC. - INITIAL T		05/21/2024	Direct		1,224,407	1,233,694	0	5.B
69426#-AC-1	PINC SOLUTIONS - 2024 TERM LOAN		06/18/2024	DIRECT		7,187,602	7,219,901	0	5.B GI
69445*-AA-6	PCP CW AGGREGATOR HOLDINGS II, L.P. - AD		05/09/2024	DIRECT		218,987	218,987	0	5.B GI
69527#-AA-5	PADI HOLDCO, INC. - REVOLVING CREDIT LOA		04/29/2024	DIRECT		22,072	22,072	0	3.B PL
69916*-AA-6	PARAMEDICS LOGISTICS OPERATING COMPANY,		04/04/2024	DIRECT		78,642	78,642	0	4.C PL
69916*-AB-4	PARAMEDICS LOGISTICS OPERATING COMPANY,		04/04/2024	DIRECT		157,684	157,684	0	4.C PL
70217#-AB-6	PAS PARENT INC. - REVOLVING LOAN		06/28/2024	DIRECT		210,588	210,588	0	4.A PL
70217#-AD-2	PAS PARENT INC. - SECOND AMENDMENT DELAY		06/28/2024	DIRECT		8,602	8,602	0	4.A PL
7061#-AB-9	PELTRAM PLUMBING HOLDINGS, LLC - DELAYED		04/08/2024	DIRECT		257,965	257,965	0	4.A PL
72350*-AA-3	PINNACLE TREATMENT CENTERS, INC. - DDTL		06/27/2024	DIRECT		14,274	14,274	0	3.A PL
72350*-AB-1	PINNACLE TREATMENT CENTERS, INC. - REVOL		05/30/2024	DIRECT		9,246	9,246	0	3.A PL
72350*-AG-0	PINNACLE TREATMENT CENTERS, INC. - EIGHT		06/27/2024	DIRECT		6,695	6,695	0	3.A PL
72350*-AH-8	PINNACLE TREATMENT CENTERS, INC. - NINET		06/27/2024	DIRECT		8,851	8,851	0	3.A PL
73936#-AB-0	POWERHOUSE INTERMEDIATE, LLC - REVOLVING		06/26/2024	DIRECT		329,626	329,626	0	4.B PL
73938*-AC-8	POY HOLDINGS, LLC - REVOLVING LOAN		06/27/2024	DIRECT		21,780	21,780	0	3.A PL
74379*-AA-6	PROVENANCE BUYER LLC - REVOLVER		05/29/2024	DIRECT		3,720	3,720	0	3.A PL
74501#-AC-9	MODIGENT, LLC - AMENDMENT NO. 3 REVOLVIN		04/22/2024	DIRECT		113,178	113,178	0	5.B GI
74845#-AB-8	QUICK QUACK CAR WASH HOLDINGS, LLC - FIF		04/25/2024	DIRECT		1,475,345	1,490,247	0	3.C PL
74957L-A#-8	RGIS SERVICES, LLC - TERM LOAN (USA)	B.	04/26/2024	DIRECT		999,462	1,018,194	0	5.B GI
75339#-AB-8	RAPID DISPLAYS, INC. - REVOLVING LOAN		06/10/2024	DIRECT		85,066	82,215	0	5.C PL
75339#-AC-6	RAPID DISPLAYS, INC. - ADDITIONAL TERM L		05/01/2024	EXCHANGE		349	0	0	5.C PL
75676#-AA-9	RED LOBSTER MANAGEMENT LLC - INITIAL TER		05/01/2024	DIRECT		140,026	94,351	0	5.B GI
75694#-AB-7	RED ROBIN INTERNATIONAL, INC. - REVOLVIN		06/04/2024	DIRECT		194,667	194,667	0	4.B PL
75724#-AC-7	CHICKEN SOUP FOR THE SOUL ENTERTAINMENT		06/01/2024	DIRECT		26,489	0	0	6. PL
76254J-AC-5	RIBBON COMMUNICATIONS OPERATING COMPANY,		06/21/2024	DIRECT		4,032,044	4,114,330	0	4.C FE
78437#-AA-5	SEI GROUP, LLC - REVOLVING LOAN		06/10/2024	DIRECT		317,557	327,837	0	4.B PL
78496*-AC-1	SUPPORT SERVICES GROUP, INC. - REVOLVING		06/05/2024	DIRECT		159,533	159,533	0	5.A PL
78498#-AA-9	SPF BORROWER LLC - FIRST OUT TERM LOAN		06/28/2024	DIRECT		12,057	12,057	0	5.B GI
78498#-AB-7	SPF BORROWER LLC - SECOND OUT TERM LOAN		06/28/2024	DIRECT		37,910	37,910	0	5.B GI
79548#-AC-3	SALON LOFTS GROUP, LLC - REVOLVING LOAN		06/27/2024	DIRECT		31,275	31,275	0	3.B PL
79548#-AD-1	SALON LOFTS GROUP, LLC - DELAYED DRAW TE		05/17/2024	DIRECT		131,813	131,813	0	3.B PL
80565#-AA-5	TTSI LOGISTICS, LLC - REVOLVING ADVANCE		06/28/2024	DIRECT		164,651	164,651	0	5.B PL
80604#-A#-1	SCANTRON CORPORATION - ADDITIONAL TERM L		04/01/2024	DIRECT		1,482,809	1,520,830	0	5.B GI
81100#-AA-3	SCREENING ACQUISITION, LLC - REVOLVER		06/14/2024	DIRECT		392,275	392,275	0	4.B PL
816120-B#-5	SELECT INTERIOR CONCEPT, INC. - REVOLVIN		06/11/2024	DIRECT		102,583	102,583	0	5.B GI
81744#-AB-3	SEPARATION SOLUTIONS ENTERPRISES MEMBRAN		06/28/2024	DIRECT		46,335	46,335	0	5.B GI
82303#-AA-6	SHELTERLOGIC GROUP, INC. (AKA SLOGIC HOL		04/01/2024	DIRECT		823,864	823,864	0	5.B GI
82540*-AC-9	SHOWTIME ACQUISITION, L.L.C. - REVOLVING		06/27/2024	DIRECT		86,127	86,127	0	4.B
82540*-AC-9	SHOWTIME ACQUISITION, L.L.C. - REVOLVING		06/27/2024	DIRECT		18,741	18,741	0	4.B
82673#-AB-6	SIGNATURE BRANDS, LLC - DELAYED DRAW TER		06/10/2024	DIRECT		396,479	401,295	0	5.B GI
83083#-AA-0	SKYLINE DISPLAYS BUYER, INC. - TERM LOAN		06/25/2024	DIRECT		59,150	58,293	0	3.C PL
84624#-AB-2	KARMAN HOLDINGS LLC - REVOLVING LOAN		06/26/2024	DIRECT		96,648	96,648	0	2.C PL
84677*-AA-4	SPARTAN BUYER ACQUISITION CO. - REVOLVIN		06/28/2024	DIRECT		1	1	0	3.B PL

E04.17

STATEMENT AS OF JUNE 30, 2024 OF THE Reliance Standard Life Insurance Company

SCHEDULE D - PART 3

Show All Long-Term Bonds and Stock Acquired During the Current Quarter

1	2	3	4	5	6	7	8	9	10
CUSIP Identification	Description	Foreign	Date Acquired	Name of Vendor	Number of Shares of Stock	Actual Cost	Par Value	Paid for Accrued Interest and Dividends	NAIC Designation, NAIC Designation Modifier and SVO Administrative Symbol
84677*-AB-2	SPARTAN BUYER ACQUISITION CO. - TRANCHE		06/28/2024	DIRECT		3,503	3,503	0	3.B PL
84677*-AC-0	SPARTAN BUYER ACQUISITION CO. - INCREMENT		06/28/2024	DIRECT		243	243	0	3.B PL
86254*-AA-0	STRADA SERVICES, LLC - REVOLVING LOAN		06/27/2024	DIRECT		478,457	478,457	0	4.B PL
86507*-AA-5	SUITED CONNECTOR, LLC - REVOLVING LOAN		06/10/2024	DIRECT		764	764	0	5.B GI
86507*-AB-3	SUITED CONNECTOR, LLC - TERM LOAN		05/13/2024	DIRECT		22,977	22,977	0	5.B GI
86739*-AD-5	SUNLAND ASPHALT & CONSTRUCTION, LLC - TE		04/01/2024	DIRECT		871	871	0	4.A PL
86955*-AB-6	SUVETO BUYER, LLC - REVOLVING LOAN		06/28/2024	DIRECT		136,117	136,117	0	3.A PL
87155*-AA-6	SYMPHONY COMMUNICATION SERVICES, LLC - T		04/30/2024	DIRECT		64,531	64,531	0	5.A PL
87155*-AB-4	SYMPHONY COMMUNICATION SERVICES, LLC - D		04/30/2024	DIRECT		7,961	7,961	0	5.A PL
87258W-AW-5	TMK HAIK PARENT, CORP. - TERM LOAN (PIK)		04/01/2024	DIRECT		8,925	8,925	0	5.B GI
87333*-AA-1	TOFIV BPS INTERMEDIATE HOLDCO LLC - REVO		05/01/2024	DIRECT		312,831	312,831	0	4.B PL
87814*-AC-7	TEACHING COMPANY, LLC, THE - REVOLVING L		06/27/2024	DIRECT		18,566	18,566	0	4.A PL
87878*-AA-0	TECOSTAR HOLDINGS, INC. - CLOSING DATE T		04/10/2024	DIRECT		66,194	66,194	0	4.C PL
88552X-AK-0	THRASIO, LLC - ROLL-UP LOAN		04/25/2024	EXCHANGE		162,029	540,085	0	5.B
88610*-AC-9	THUNDER PURCHASER, INC. - REVOLVING LOAN		06/28/2024	DIRECT		16,355	16,355	0	5.B GI
88724*-AD-2	TIME MANUFACTURING HOLDINGS, LLC - REVOL		06/21/2024	DIRECT		273,265	273,265	0	4.B PL
89392*-AA-7	TRANSOM SYMPHONY OPCO, LLC - REVOLVING L		06/01/2024	DIRECT		17,287	17,287	0	5.B GI
89440*-AB-7	TRAVEL LEADERS GROUP, LLC - TERM LOAN		06/28/2024	DIRECT		96,837	96,837	0	4.C PL
89686*-AA-8	TRIWIZARD HOLDINGS, INC. - REVOLVING CRE		04/05/2024	DIRECT		324,167	333,333	0	5.B GI
90003*-AB-0	TURBO WHOLESALE TIRES, INC. - REVOLVER		04/05/2024	DIRECT		231,100	231,100	0	5.B GI
90171*-AC-4	TWIN-STAR INTERNATIONAL, INC. - DELAYED		04/01/2024	DIRECT		152	0	0	3.B PL
91275*-AA-3	U.S. ZINC CORP. - REVOLVER		05/29/2024	DIRECT		333,980	342,543	0	4.A PL
91865*-AC-5	VSG ACQUISITION CORP. - REVOLVING LOAN		06/27/2024	DIRECT		8,478	8,478	0	3.A PL
91867*-AC-5	VT GROUP HOLDINGS, INC. - ADDITIONAL TER		06/04/2024	DIRECT		324,746	333,073	0	5.B GI
92025*-AB-4	POLYMER ADDITIVES HOLDINGS, INC. - REVOL		06/26/2024	DIRECT		89,546	89,546	0	4.C PL
92178*-AA-7	VANDER-BEND MANUFACTURING, INC. - REVOLV		05/24/2024	DIRECT		382,740	382,740	0	5.B GI
92178*-AB-5	VANDER-BEND MANUFACTURING, INC. - TERM L		05/21/2024	Direct		3,554,381	3,554,381	0	5.B GI
92178*-AJ-8	VANDER-BEND MANUFACTURING, INC. - DELAYE		06/17/2024	DIRECT		5,638,552	5,724,418	0	5.B GI
92835*-AA-4	IMPERIAL OPTICAL MIDCO INC. - TWELFTH AM		04/01/2024	DIRECT		333,400	488,514	0	3.B PL
92835*-AB-2	IMPERIAL OPTICAL MIDCO INC. - ELEVENTH T		04/01/2024	DIRECT		135,145	141,048	0	3.B PL
92835*-AC-0	IMPERIAL OPTICAL MIDCO INC. - TWELFTH TR		04/01/2024	DIRECT		177,970	180,188	0	3.B PL
92835*-AD-8	IMPERIAL OPTICAL MIDCO INC. - THIRTEENTH		04/01/2024	DIRECT		248,496	249,531	0	3.B PL
92872*-AA-0	VOLTGRID LLC - INITIAL LOAN		04/09/2024	DIRECT		2,844,687	2,963,216	0	5.B GI
92990*-AA-3	WP OPP HOLDINGS, LLC - INITIAL TERM LOAN		06/03/2024	DIRECT		69,923	69,923	0	4.B PL
94690*-AA-6	WEALTH ENHANCEMENT GROUP, LLC - MAY 2022		04/29/2024	DIRECT		77,097	77,151	0	3.B PL
94690*-AB-4	WEALTH ENHANCEMENT GROUP, LLC - JANUARY		06/28/2024	DIRECT		256,966	256,966	0	5.B GI
96030*-AA-2	CATALENT USA WOODSTOCK, INC. - REVOLVING		06/04/2024	DIRECT		156,325	156,325	0	4.C PL
96140*-AA-9	WORKWAVE INTERMEDIATE II, LLC - INITIAL		06/28/2024	DIRECT		86,356	86,356	0	5.B GI
96739*-AA-6	YOSEMITE INTERMEDIATE I, INC. - REVOLVIN		05/20/2024	DIRECT		59,035	59,035	0	4.A PL
989521-A8-8	ZILLIANT INCORPORATED - DELAYED DRAW TER		06/28/2024	DIRECT		4,586	4,586	0	5.B GI
ACGSSL-22-3	AVANTI COMMUNICATIONS GROUP PLC - SUPER	C.	04/01/2024	DIRECT		195,341	0	0	5.B GI
ACGSSL-22-3	AVANTI COMMUNICATIONS GROUP PLC - SUPER	C.	04/01/2024	DIRECT		78,137	0	0	5.B GI
BGH901-VG-5	ARAMARK SERVICES INC 1L TLBB CL		04/01/2024	DIRECT		99,749	99,749	0	3.B FE
000000-00-0	COMPREHENSIVE LOGISTICS CO. LLC - REVOLV		05/23/2024	DIRECT		437,913	437,913	0	5.B GI
F4895*-AA-8	RGIS SERVICES, LLC - TERM LOAN (FRA)	B.	04/26/2024	DIRECT		388,073	395,346	0	5.B GI
G0450*-AB-2	ARC NETWORK HOLDINGS CORP. - REVOLVING L		06/07/2024	DIRECT		62,236	62,236	0	4.B PL
G1892*-AA-6	CAPRIPACK DEBTCO PLC - FACILITY B1	B.	04/03/2024	DIRECT		7,744	7,696	0	5.B GI
G1892*-AB-4	CAPRIPACK DEBTCO PLC - FACILITY B2	B.	04/03/2024	DIRECT		42,077	41,817	0	5.B GI
G2761T-AB-0	DIGICEL INTERNATIONAL FINANCE LIMITED -	D.	04/29/2024	DIRECT		2,366	2,366	0	5.B GI

E04.18

STATEMENT AS OF JUNE 30, 2024 OF THE Reliance Standard Life Insurance Company

SCHEDULE D - PART 3

Show All Long-Term Bonds and Stock Acquired During the Current Quarter

1	2	3	4	5	6	7	8	9	10
CUSIP Identification	Description	Foreign	Date Acquired	Name of Vendor	Number of Shares of Stock	Actual Cost	Par Value	Paid for Accrued Interest and Dividends	NAIC Designation, NAIC Designation Modifier and SVO Administrative Symbol
631688-AA-1	CD&R MADISON PARENT LTD - FACILITY B1	B	05/31/2024	DIRECT		21,498	21,483	0	4.C PL
631688-AC-7	CD&R MADISON PARENT LTD - DELAYED DRAW T	B	06/26/2024	DIRECT		109,405	109,946	0	4.C PL
67333-AA-4	RGIS SERVICES, LLC - TERM LOAN (GBR)	B	04/26/2024	DIRECT		358,752	365,476	0	5.B GI
68473-AA-8	STERLING MIDCO 1 LTD. - TERM USD LOANS	C	06/17/2024	DIRECT		55,049	55,049	0	5.B GI
68473-AB-6	STERLING MIDCO 1 LTD. - TERM EUR LOANS		06/17/2024	DIRECT		44,309	44,169	0	5.B GI
000000-00-0	GOM MAGNOLIA BIDCO, LLC - REVOLVER		06/06/2024	DIRECT		37,008	42,272	0	5.B GI
000000-00-0	HG SATURN LUCHACO LIMITED - ADDITIONAL F	B	05/31/2024	DIRECT		160,233	160,387	0	5.B GI
000000-00-0	HOP ENERGY, LLC - PROTECTIVE ADVANCE NO.		06/28/2024	DIRECT		65,321	65,321	0	5.B GI
000000-00-0	LUX CREDIT CONSULTANTS (VGM LLC) - INITI		04/29/2024	DIRECT		2,020,403	2,110,176	0	5.B GI
000000-00-0	BAMBOO HEALTH HOLDINGS, LLC - REVOLVING		06/27/2024	DIRECT		20,215	20,215	0	5.B GI
000000-00-0	HG SATURN 2 SUMOCO LIMITED - TERM LOAN F	C	04/19/2024	DIRECT		203,992	203,992	0	5.B GI
000000-00-0	HYLAN INTERMEDIATE HOLDINGS II LLC - TER		04/01/2024	DIRECT		30,068	30,068	0	5.B GI
000000-00-0	PEX HOLDINGS (GEN II FUND) - TERM LOAN 2		04/02/2024	DIRECT		1,127,064	1,183,495	0	5.B GI
000000-00-0	PEGASUS ME BUYER, INC. (MYTHICS) - REVOL		06/30/2024	DIRECT		414,591	414,591	0	5.B GI
PM1NCR-EV-1	SPINAL USA, INC. (PRECISION MEDICAL, INC - REVOLVI		05/24/2024	DIRECT		205,205	187,500	0	5.B GI
000000-00-0	SPINAL USA, INC. (PRECISION MEDICAL, INC		04/01/2024	DIRECT		14,116	14,413	0	5.B GI
Q3859-AA-6	FITNESS AND LIFESTYLE GROUP BIDCO PTY LT	B	06/28/2024	DIRECT		81,968	82,212	0	5.A PL
Q3859-AA-6	FITNESS AND LIFESTYLE GROUP BIDCO PTY LT	B	06/28/2024	DIRECT		147,542	147,981	0	5.A PL
Q3859-AB-4	FITNESS AND LIFESTYLE GROUP BIDCO PTY LT	B	06/28/2024	DIRECT		16,764	16,814	0	5.A PL
Q3859-AC-2	FITNESS AND LIFESTYLE GROUP BIDCO PTY LT	B	06/28/2024	DIRECT		33,547	33,647	0	5.A PL
000000-00-0	SALT DENTAL COLLECTIVE, LLC - 2024 DELAY		06/28/2024	DIRECT		1,370,000	1,395,000	0	5.B GI
000000-00-0	SALON LOFTS GROUP, LLC - DELAYED DRAW TE		04/01/2024	DIRECT		25,692	25,692	0	3.B PL
000000-00-0	SPRESSO, LLC - DELAYED DRAW TERM LOAN		04/05/2024	DIRECT		81,024	81,024	0	5.B GI
000000-00-0	TOGETHERWORK HOLDINGS, LLC - TERM LOAN		05/17/2024	DIRECT		2,263,168	2,280,270	0	5.B GI
1909999999	Subtotal - Bonds - Unaffiliated Bank Loans					168,416,243	171,476,165	0	XXX
2509999997	Total - Bonds - Part 3					1,501,837,632	1,676,034,349	6,913,421	XXX
2509999998	Total - Bonds - Part 5					XXX	XXX	XXX	XXX
2509999999	Total - Bonds					1,501,837,632	1,676,034,349	6,913,421	XXX
000000-00-0	KELLERMAYER BERGENSONS SERVICES, LLC - P		04/01/2024	Direct		182,641,410	344,027	0.00	5.B GI
172967-PK-1	CITIGROUP INC		05/21/2024	CITIGROUP GLOBAL MARKETS, INC		4,500,000.000	4,500,000.000	0.00	3.A FE
29273V-AM-2	ENERGY TRANSFER LP		05/15/2024	Direct		485,000.000	483,050	0.00	3.A FE
4019999999	Subtotal - Preferred Stocks - Industrial and Miscellaneous (Unaffiliated) Perpetual Preferred					5,327,076	XXX	0	XXX
000000-00-0	MEDIACO HOLDING INC. - PREFERRED EQUITY		04/30/2024	DIRECT		1,260,500	1,260,500	0.00	5.B GI
000000-00-0	MEDIACO HOLDING INC. - PREFERRED EQUITY		04/17/2024	DIRECT		644,690	644,690	0.00	5.B GI
4029999999	Subtotal - Preferred Stocks - Industrial and Miscellaneous (Unaffiliated) Redeemable Preferred					1,905,190	XXX	0	XXX
4509999997	Total - Preferred Stocks - Part 3					7,232,266	XXX	0	XXX
4509999998	Total - Preferred Stocks - Part 5					XXX	XXX	XXX	XXX
4509999999	Total - Preferred Stocks					7,232,266	XXX	0	XXX
000000-00-0	HPS FEP AGGREGATOR, L.P. - LIMITED PARTN		04/30/2024	DIRECT		616,663,440	907,950	0	
001230-10-4	AGNC INVESTMENT REIT ORD		05/29/2024	Piper Jaffray Co.		105,000.000	984,060	0	
55272X-60-7	MFA FINANCIAL ORD		04/16/2024	Piper Jaffray Co.		30,000.000	325,868	0	
5019999999	Subtotal - Common Stocks - Industrial and Miscellaneous (Unaffiliated) Publicly Traded					2,217,878	XXX	0	XXX
000000-00-0	MEDIACO HOLDING INC. - CLASS A WARRANTS		04/30/2024	DIRECT		592,564,240	938,622	0	
000000-00-0	MEDIACO HOLDING INC. - CLASS A WARRANTS		04/17/2024	DIRECT		303,071,380	480,065	0	
64827#-10-3	NEW ROAD PARENT LP		05/01/2024	RESTRUCTURING		7,713,560	7,714	0	
5029999999	Subtotal - Common Stocks - Industrial and Miscellaneous (Unaffiliated) Other					1,426,400	XXX	0	XXX
691543-10-2	OXFORD LANE CAPITAL ORD		06/21/2024	Piper Jaffray Co.		560,884.000	2,967,332	0	
5729999999	Subtotal - Common Stocks - Closed-End Funds - Designations Not Assigned by the SVO					2,967,332	XXX	0	XXX

E04.19

STATEMENT AS OF JUNE 30, 2024 OF THE Reliance Standard Life Insurance Company

SCHEDULE D - PART 3

Show All Long-Term Bonds and Stock Acquired During the Current Quarter

1	2	3	4	5	6	7	8	9	10
CUSIP Identification	Description	Foreign	Date Acquired	Name of Vendor	Number of Shares of Stock	Actual Cost	Par Value	Paid for Accrued Interest and Dividends	NAIC Designation, NAIC Designation Modifier and SVO Administrative Symbol
46138W-10-7	INVESCO: JAPANESE YEN		06/21/2024	Piper Jaffray Co.	8,000,000	474,876		0	XXX
5819999999. Subtotal - Common Stocks - Exchange Traded Funds						474,876	XXX	0	XXX
5989999997. Total - Common Stocks - Part 3						7,086,487	XXX	0	XXX
5989999998. Total - Common Stocks - Part 5						XXX	XXX	XXX	XXX
5989999999. Total - Common Stocks						7,086,487	XXX	0	XXX
5999999999. Total - Preferred and Common Stocks						14,318,753	XXX	0	XXX
6009999999 - Totals						1,516,156,385	XXX	6,913,421	XXX

STATEMENT AS OF JUNE 30, 2024 OF THE Reliance Standard Life Insurance Company

SCHEDULE D - PART 4

Show All Long-Term Bonds and Stock Sold, Redeemed or Otherwise Disposed of During the Current Quarter

1	2	3	4	5	6	7	8	9	10	Change In Book/Adjusted Carrying Value					16	17	18	19	20	21	22
										11	12	13	14	15							
CUSIP Identification	Description	Foreign	Disposal Date	Name of Purchaser	Number of Shares of Stock	Consideration	Par Value	Actual Cost	Prior Year Book/Adjusted Carrying Value	Unrealized Valuation Increase/(Decrease)	Current Year's (Amortization)/Accretion	Current Year's Other Than Temporary Impairment Recognized	Total Change in Book/Adjusted Carrying Value (11 + 12 - 13)	Total Foreign Exchange Change in Book /Adjusted Carrying Value	Book/Adjusted Carrying Value at Disposal Date	Foreign Exchange Gain (Loss) on Disposal	Realized Gain (Loss) on Disposal	Total Gain (Loss) on Disposal	Bond Interest/Stock Dividends Received During Year	Stated Contractual Maturity Date	NAIC Designation, NAIC Designation Modifier and SVO Administrative Symbol
..228027-AB-4	CROWLEY BLUE WATER PARTNERS LLC		06/05/2024	Direct		11,000	11,000	11,229	11,006	0	(6)	0	(6)	0	11,000	0	0	0	198	01/16/2037	1.A
..36179X-V0-6	G2 MA8723 - RMBS		06/01/2024	Paydown		629,373	629,373	601,248	602,470	0	26,903	0	26,903	0	629,373	0	0	0	10,725	03/20/2053	1.A
..36179Y-VR-3	G2 MA8724 - RMBS		06/01/2024	Paydown		986,992	986,992	968,640	969,552	0	17,440	0	17,440	0	986,992	0	0	0	18,538	03/20/2053	1.A
..36179Y-UR-3	G2 MA9592 - RMBS		06/01/2024	Paydown		82,521	82,521	81,625	81,625	0	897	0	897	0	82,521	0	0	0	378	04/20/2054	1.A
..36202D-X7-1	G2 003402 - RMBS		06/01/2024	Paydown		878	878	844	867	0	11	0	11	0	878	0	0	0	11	06/20/2033	1.A
..36225C-TZ-9	G2 080567 - RMBS		06/01/2024	Paydown		7,944	7,944	7,843	8,120	0	(176)	0	(176)	0	7,944	0	0	0	61	01/20/2032	1.A
..36225C-U6-1	G2 080604 - RMBS		06/01/2024	Paydown		1,707	1,707	1,681	1,749	0	(43)	0	(43)	0	1,707	0	0	0	16	05/20/2032	1.A
..36225C-UJ-8	G2 080594 - RMBS		06/01/2024	Paydown		74	74	75	76	0	(1)	0	(1)	0	74	0	0	0	1	04/20/2032	1.A
..3622AC-5F-3	G2 787246 - RMBS		06/01/2024	Paydown		55,751	55,751	47,188	0	0	8,565	0	8,565	0	55,751	0	0	0	254	09/20/2053	1.A
..38373A-GF-7	GNR 2009-072 LG - CMO/RMBS		06/01/2024	Paydown		8,730	8,730	8,833	8,758	0	(28)	0	(28)	0	8,730	0	0	0	109	08/16/2039	1.A
..38374C-F6-3	GNR 2003-86 ZC - CMO/RMBS		06/01/2024	Paydown		24,254	24,254	26,526	25,878	0	(1,624)	0	(1,624)	0	24,254	0	0	0	281	10/20/2033	1.A
..38374C-K2-6	GNR 2003-86 ZK - CMO/RMBS		06/01/2024	Paydown		35,873	35,873	36,183	36,048	0	(175)	0	(175)	0	35,873	0	0	0	437	10/20/2033	1.A
..38374N-GD-3	GNR 2006-028 VS - CMO/RMBS		06/20/2024	Paydown		663	663	1,175	1,103	0	(440)	0	(440)	0	663	0	0	0	36	06/20/2056	1.A
..38379H-M2-5	GNR 2016-069 B - CMO/RMBS		06/01/2024	Paydown		7,858	7,858	8,115	8,141	0	(283)	0	(283)	0	7,858	0	0	0	99	05/20/2046	1.A
..38383H-MH-9	GNR 2023-013 TD - CMO/RMBS		06/01/2024	Paydown		598,687	598,687	596,442	596,667	0	2,020	0	2,020	0	598,687	0	0	0	12,538	11/20/2051	1.A
..38383V-QY-7	GNR 2023-032 LP - CMO/RMBS		06/01/2024	Paydown		627,763	627,763	626,610	626,619	0	1,143	0	1,143	0	627,763	0	0	0	13,155	04/20/2052	1.A
..38383W-AD-8	GNR 2023-024 DB - CMO/RMBS		06/01/2024	Paydown		268,007	268,008	267,662	267,656	0	351	0	351	0	268,007	0	0	0	5,587	05/20/2042	1.A
..38384E-JU-0	GNR 2023-134 BA - CMO/RMBS		06/01/2024	Paydown		95,791	95,791	95,544	95,545	0	245	0	245	0	95,791	0	0	0	2,664	09/20/2045	1.A
..38384H-Z5-0	GNR 2024-014 CA - CMO/RMBS		06/01/2024	Paydown		179,721	179,721	178,808	0	0	912	0	912	0	179,721	0	0	0	2,574	06/20/2048	1.A
..758330-AA-1	REINAUER MARITIME CO LLC		04/19/2024	Direct		99,000	99,000	99,000	99,000	0	0	0	0	0	99,000	0	0	0	490	11/30/2026	1.A
..83162C-SE-4	SBAP 2008-20L A - ABS		06/01/2024	Paydown		19,100	19,100	19,117	19,114	0	(13)	0	(13)	0	19,100	0	0	0	594	12/01/2028	1.A
..912810-TA-6	UNITED STATES TREASURY		06/26/2024	JPM		1,009,549	1,505,000	1,013,355	0	0	6,577	0	6,577	0	1,019,933	0	(10,384)	(10,384)	17,968	08/15/2041	1.A
..912810-TC-2	UNITED STATES TREASURY		06/17/2024	JPM		224,500	320,000	310,386	311,156	0	186	0	186	0	311,343	0	(86,843)	(86,843)	3,791	11/15/2041	1.A
..912810-TF-5	UNITED STATES TREASURY		06/07/2024	Various		523,898	710,000	630,787	635,806	0	1,336	0	1,336	0	637,142	0	(113,244)	(113,244)	13,705	02/15/2042	1.A
..912810-TG-3	UNITED STATES TREASURY		05/06/2024	INCOME		252,369	350,000	303,516	304,676	0	323	0	323	0	304,999	0	(52,630)	(52,630)	4,810	05/15/2052	1.A
..912810-TM-0	UNITED STATES TREASURY		05/16/2024	Various		574,040	620,000	576,237	576,700	0	548	0	548	0	577,248	0	(3,209)	(3,209)	12,491	11/15/2042	1.A
..912810-TV-0	UNITED STATES TREASURY		05/14/2024	BNP Paribas		193,911	190,000	190,905	0	0	4	0	4	0	190,909	0	3,003	3,003	4,513	11/15/2053	1.A
..912810-TX-6	UNITED STATES TREASURY		06/17/2024	Various		250,787	260,000	247,090	0	0	13	0	13	0	247,103	0	3,685	3,685	2,961	02/15/2054	1.A
..912810-TZ-1	UNITED STATES TREASURY		06/12/2024	INCOME		247,266	250,000	244,088	0	0	24	0	24	0	244,112	0	3,154	3,154	3,678	02/15/2044	1.A
..91282C-EP-2	UNITED STATES TREASURY		04/09/2024	Various		898,397	1,000,000	927,178	467,964	0	1,715	0	1,715	0	932,862	0	(34,466)	(34,466)	11,293	05/15/2032	1.A
..91282C-JZ-5	UNITED STATES TREASURY		05/14/2024	Various		3,625,685	3,800,000	3,623,707	0	0	456	0	456	0	3,624,163	0	1,522	1,522	32,215	02/15/2034	1.A
..91282C-KE-0	UNITED STATES TREASURY		04/03/2024	MORGAN STANLEY & COMPANY		59,522	60,000	59,738	0	0	2	0	2	0	59,740	0	(218)	(218)	132	03/15/2027	1.A
..91282C-KQ-3	UNITED STATES TREASURY		06/03/2024	GOLDMAN		996,875	1,000,000	980,859	0	0	21	0	21	0	980,881	0	15,994	15,994	2,378	05/15/2034	1.B FE
..91282C-KQ-3	UNITED STATES TREASURY		06/24/2024	Various		1,162,333	1,160,000	1,151,230	0	0	22	0	22	0	1,151,252	0	11,081	11,081	3,797	05/15/2034	1.A
..91282C-KS-9	UNITED STATES TREASURY		06/27/2024	INCOME		641,275	640,000	640,925	0	0	0	0	0	0	640,925	0	350	350	2,302	05/31/2026	1.A
..91282C-KU-4	UNITED STATES TREASURY		06/25/2024	Various		1,528,080	1,510,000	1,510,508	0	0	(12)	0	(12)	0	1,510,495	0	17,585	17,585	1,640	05/31/2031	1.A
0109999999	Subtotal - U.S. Governments					15,930,175	17,116,687	16,094,896	5,674,672	0	66,913	0	66,913	0	16,174,794	0	(244,619)	(244,619)	186,419	XXX	XXX
..168863-DZ-8	CHILE, GOVERNMENT OF	C	05/09/2024	JP MORGAN SECURITIES LLC		951,500	1,000,000	878,100	879,451	0	2,495	0	2,495	0	881,947	0	69,553	69,553	42,350	01/05/2036	1.F FE
..91087B-BA-7	MEXICO (UNITED MEXICAN STATES) (GOVERNME	C	05/22/2024	MORGAN STANLEY & COMPANY		2,917,500	3,000,000	2,979,690	0	0	(249)	0	(249)	0	2,979,441	0	(61,941)	(61,941)	72,533	05/07/2054	2.B FE
..G315BB-TJ-1	EUROPEAN BANK FOR RECONSTRUCTION AND DEV	B	05/28/2024	Maturity @ 100.00		466,273	466,999	500,320	485,998	0	1,219	0	1,219	18,822	506,039	(39,766)	0	(39,766)	24,246	05/28/2024	1.A FE
..P3R9AG-AA-7	CORPORACION FINANCIERA DE DESARROLLO SA	D	04/16/2024	Direct		304,681	300,000	288,000	289,958	0	524	0	524	0	290,482	0	14,200	14,200	7,875	07/15/2029	3.A FE

E05

STATEMENT AS OF JUNE 30, 2024 OF THE Reliance Standard Life Insurance Company

SCHEDULE D - PART 4

Show All Long-Term Bonds and Stock Sold, Redeemed or Otherwise Disposed of During the Current Quarter

1	2	3	4	5	6	7	8	9	10	Change In Book/Adjusted Carrying Value					16	17	18	19	20	21	22
										11	12	13	14	15							
CUSIP Identification	Description	Foreign	Disposal Date	Name of Purchaser	Number of Shares of Stock	Consideration	Par Value	Actual Cost	Prior Year Book/ Adjusted Carrying Value	Unrealized Valuation Increase/ (Decrease)	Current Year's (Amortization)/ Accretion	Current Year's Other Than Temporary Impairment Recognized	Total Change in Book/ Adjusted Carrying Value (11 + 12 - 13)	Total Foreign Exchange Change in Book /Adjusted Carrying Value	Book/ Adjusted Carrying Value at Disposal Date	Foreign Exchange Gain (Loss) on Disposal	Realized Gain (Loss) on Disposal	Total Gain (Loss) on Disposal	Bond Interest/ Stock Dividends Received During Year	Stated Contractual Maturity Date	NAIC Designation, NAIC Designation Modifier and SVO Administrative Symbol
..P4R07X-U5-3	MEXICO (UNITED MEXICAN STATES) (GOVERNME	B.....	05/06/2024	GOLDMAN SACHS & CO, NY		492,885	560,142	512,661	511,247	0	1,156	0	1,156	2,850	515,254	0	(22,369)	(22,369)	17,960	05/26/2033	2.A FE
..P8T60N-KG-5	BRAZIL, FEDERATIVE REPUBLIC OF (GOVERNME	B.....	04/23/2024	XP INVESTIMENTOS CCTVM SA		7,204,811	5,955,279	7,164,698	6,961,641	0	(44,418)	0	(44,418)	125,919	7,043,142	(603,816)	765,485	161,670	0	03/01/2028	3.B FE
..U4586F-6Z-5	INTERNATIONAL BANK FOR RECONSTRUCTION AN	B.....	04/17/2024	TD SECURITIES USA LLC		462,796	470,006	478,535	0	0	669	0	669	0	479,203	(12,848)	(3,559)	(16,407)	30,080	03/04/2025	1.A FE
..Y3972R-AN-1	LEMBAGA PEMBILAYAAN EKSPOR INDONESIA	D.....	04/06/2024	Maturity @ 100.00		200,000	200,000	211,700	200,785	0	(785)	0	(785)	0	200,000	0	0	0	3,875	04/06/2024	2.B FE
..Y4872A-HZ-3	KOREA EXPRESSWAY CORP	D.....	06/27/2024	MIDLGB22 HSBC BK LONDON		492,375	500,000	490,375	493,541	0	2,252	0	2,252	0	495,794	0	(3,419)	(3,419)	11,076	05/18/2025	1.C FE
0309999999 Subtotal - Bonds - All Other Governments						13,492,822	12,452,426	13,504,078	9,822,622	0	(37,138)	0	(37,138)	147,591	13,391,300	(656,430)	757,951	101,521	209,996	XXX	XXX
..452152-FA-4	ILLINOIS ST		04/01/2024	Paydown		1,645,769	1,645,769	1,721,827	1,068,281	0	(64,296)	0	(64,296)	0	1,645,770	0	(1)	(1)	55,339	04/01/2035	1.G FE
..452152-FP-1	ILLINOIS ST		06/06/2024	Paydown		187,647	187,649	189,805	189,211	0	(1,564)	0	(1,564)	0	187,647	0	0	0	4,785	06/01/2033	1.E FE
0509999999 Subtotal - Bonds - U.S. States, Territories and Possessions						1,833,416	1,833,418	1,911,632	1,257,492	0	(65,860)	0	(65,860)	0	1,833,417	0	(1)	(1)	60,124	XXX	XXX
..010878-BT-2	ALAMEDA CNTY CALIF		06/13/2024	SUMRIDGE PARTNERS LLC		227,905	250,000	250,000	250,000	0	0	0	0	0	250,000	0	(22,095)	(22,095)	9,879	08/01/2042	1.A FE
..087365-UJ-0	BETHLEHEM PA AREA SCH DIST		04/25/2024	HILLTOP SECURITIES INC		1,199,080	1,240,000	1,240,000	1,240,000	0	0	0	0	0	1,240,000	0	(40,920)	(40,920)	34,746	08/01/2026	1.E FE
..160075-VB-0	CHARLESTON CNTY S C SCH DIST		06/15/2024	Maturity @ 100.00		50,426	50,426	37,124	49,518	0	908	0	908	0	50,426	0	0	0	0	06/15/2024	5.B GI
..167505-MV-5	CHICAGO ILL BRD ED		06/15/2024	Maturity @ 100.00		380,650	380,650	174,256	367,573	0	13,077	0	13,077	0	380,650	0	0	0	0	06/15/2024	3.A FE
..232769-MN-6	CYPRESS-FAIRBANKS TEX INDPT SCH DIST		04/12/2024	RBC CAPITAL MARKETS		9,430,886	9,870,000	8,873,229	8,886,005	0	6,670	0	6,670	0	8,886,270	0	544,417	544,417	264,297	02/15/2048	1.A FE
..248776-CJ-8	DENTON		06/05/2024	WELLS FARGO SECURITIES LLC		5,615,075	5,685,000	5,531,164	5,531,164	0	229	0	229	0	5,531,393	0	83,682	83,682	8,843	07/15/2044	1.A FE
..403755-K7-5	WINNETT CNTY GA SCH DIST		06/15/2024	Maturity @ 100.00		163,578	163,578	165,597	163,660	0	(82)	0	(82)	0	163,578	0	0	0	0	06/15/2024	5.B GI
..448474-ZR-0	HUTTO TEX		06/20/2024	HILLTOP SECURITIES INC		2,238,603	2,325,000	2,218,143	2,218,143	0	0	0	0	0	2,218,143	0	20,460	20,460	0	08/01/2049	1.E FE
..603789-6E-3	MINNEAPOLIS MINN SPL SCH DIST NO 001		06/15/2024	Maturity @ 100.00		244,240	244,240	143,090	238,988	0	5,252	0	5,252	0	244,240	0	0	0	0	06/15/2024	5.B GI
..64966H-YW-4	NEW YORK CITY		05/03/2024	Direct		1,270,000	1,270,000	1,268,832	0	0	201	0	201	0	1,270,000	0	0	0	0	06/01/2027	1.C FE
..743600-ZU-1	PROSPER TEX INDPT SCH DIST		04/12/2024	Jefferies		4,753,200	5,000,000	4,423,500	4,428,848	0	2,785	0	2,785	0	4,428,960	0	324,240	324,240	133,889	02/15/2053	1.A FE
..876387-EZ-0	TARRANT CNTY TEX HOSP DIST		04/09/2024	Wells Fargo Securities, LLC		2,713,398	2,750,000	2,602,848	2,607,491	0	1,291	0	1,291	0	2,607,519	0	105,879	105,879	72,111	08/15/2043	1.B FE
..926055-GV-0	VICTOR VALLEY CALIF UN HIGH SCH DIST		05/07/2024	J P MORGAN SECURITIES ..		11,212,786	10,600,000	10,011,300	10,848,874	0	(45,733)	0	(45,733)	0	10,850,069	0	362,717	362,717	467,283	08/01/2031	1.C FE
..935341-R4-1	WARREN MICH CONS SCH DIST		04/19/2024	JP MORGAN SECURITIES LLC		1,658,430	1,500,000	1,681,860	1,653,011	0	(5,035)	0	(5,035)	0	1,652,878	0	5,552	5,552	35,625	05/01/2035	1.C FE
..935341-R5-8	WARREN MICH CONS SCH DIST		04/20/2024	JP MORGAN SECURITIES LLC		3,931,807	3,580,000	3,991,986	3,929,097	0	(11,340)	0	(11,340)	0	3,926,564	0	5,242	5,242	85,025	05/01/2036	1.C FE
..935341-R6-6	WARREN MICH CONS SCH DIST		04/23/2024	J P MORGAN SECURITIES ..		1,221,853	1,120,000	1,242,024	1,222,662	0	(3,423)	0	(3,423)	0	1,222,632	0	(780)	(780)	26,911	05/01/2037	1.C FE
..950885-MM-1	WESLACO TEX INDPT SCH DIST		06/04/2024	UBS FINANCIAL SERVICES INC		1,528,923	1,585,000	1,517,336	0	0	21	0	21	0	1,517,358	0	11,565	11,565	908	02/15/2049	1.A FE
0709999999 Subtotal - Bonds - U.S. Political Subdivisions of States, Territories and Possessions						47,840,638	47,613,894	45,372,288	35,885,727	0	(35,178)	0	(35,178)	0	46,440,679	0	1,399,959	1,399,959	1,139,517	XXX	XXX
..01F032-64-1	FNCL-3.5N-APR-2024 - MBS		04/04/2024	GOLDMAN SACHS AND CO. ..		(23,996,250)	(27,000,000)	(24,196,641)	0	0	0	0	0	0	200,391	0	200,391	0	0	04/25/2054	1.A
..01F032-65-8	FNCL-3.5N-MAY-2024 - MBS		05/07/2024	GOLDMAN SACHS AND CO. ..		(23,760,000)	(27,000,000)	(24,011,016)	0	0	0	0	0	0	(24,011,016)	0	251,016	251,016	0	05/25/2054	1.A
..01F032-66-6	FNCL-3.5N-JUN-2024 - MBS		06/04/2024	GOLDMAN SACHS AND CO. ..		(23,987,813)	(27,000,000)	(23,770,547)	0	0	0	0	0	0	(23,770,547)	0	(217,266)	(217,266)	0	06/25/2054	1.A
..051687-DG-3	AURORA ILL SINGLE FAMILY MTG REV		06/01/2024	Redemption @ 100.00		9,284	9,284	8,285	8,463	0	5	0	5	0	8,468	0	816	816	181	06/01/2045	1.B FE
..051687-DK-4	AURORA ILL SINGLE FAMILY MTG REV		06/01/2024	Redemption @ 100.00		2,011	2,011	1,890	1,911	0	1	0	1	0	1,912	0	99	99	50	06/01/2045	1.B FE
..067054-AA-4	BARAGA CNTY MICH MEM HOSP REV		06/21/2024	Direct		55,000	55,000	55,000	55,000	0	0	0	0	0	55,000	0	0	0	1,469	09/20/2036	1.B FE
..108552-AG-5	BRIDGEVIEW FINANCE CORPORATION		04/25/2024	WELLS FARGO SECURITIES LLC		2,271,792	2,350,000	2,350,000	2,350,000	0	0	0	0	0	2,350,000	0	(78,208)	(78,208)	49,272	12/01/2027	2.A FE
..120827-CV-0	BURBANK GLENDALE PASADENA ARPT AUTH CALI		06/04/2024	Redemption @ 100.00		110,000	110,000	110,000	110,000	0	0	0	0	0	110,000	0	0	0	0	07/01/2032	1.F FE
..120827-ED-8	BURBANK GLENDALE PASADENA ARPT AUTH CALI		06/20/2024	WELLS FARGO SECURITIES LLC		1,079,240	1,000,000	1,073,650	0	0	(347)	0	(347)	0	1,073,303	0	5,937	5,937	3,063	07/01/2049	1.F FE
..120827-EE-6	BURBANK GLENDALE PASADENA ARPT AUTH CALI		06/06/2024	Various		321,675	325,000	316,056	0	0	4	0	4	0	316,060	0	5,615	5,615	204	07/01/2049	1.E FE
..130344-R2-8	CALIFORNIA INFRASTRUCTURE & ECONOMIC DEV		06/14/2024	Direct		9,264	100,000	4,850	0	0	185	0	185	0	9,264	0	0	0	0	01/01/2061	5.B GI

E05.1

STATEMENT AS OF JUNE 30, 2024 OF THE Reliance Standard Life Insurance Company

SCHEDULE D - PART 4

Show All Long-Term Bonds and Stock Sold, Redeemed or Otherwise Disposed of During the Current Quarter

1	2	3	4	5	6	7	8	9	10	Change In Book/Adjusted Carrying Value					16	17	18	19	20	21	22	
										11	12	13	14	15								
CUSIP Identification	Description	For-foreign	Disposal Date	Name of Purchaser	Number of Shares of Stock	Consideration	Par Value	Actual Cost	Prior Year Book/Adjusted Carrying Value	Unrealized Valuation Increase/(Decrease)	Current Year's (Amortization)/Accretion	Current Year's Other Than Temporary Impairment Recognized	Total Change in Book/Adjusted Carrying Value (11 + 12 - 13)	Total Foreign Exchange Change in Book /Adjusted Carrying Value	Book/Adjusted Carrying Value at Disposal Date	Foreign Exchange Gain (Loss) on Disposal	Realized Gain (Loss) on Disposal	Total Gain (Loss) on Disposal	Bond Interest/Stock Dividends Received During Year	Stated Contractual Maturity Date	NAIC Designation, NAIC Designation Modifier and SVO Administrative Symbol	
..130795-AU-1	CALIFORNIA STATEWIDE CMNTYS DEV AUTH REV		05/03/2024	Direct WELLS FARGO SECURITIES		2,275,000	2,275,000	2,348,938	2,278,044	0	(3,044)	0	(3,044)	0	2,275,000	0	0	0	25,803	06/01/2026	1.D FE	
..130805-EY-6	CALIFORNIA STATEWIDE CMNTYS DEV AUTH REV		04/25/2024	LLC		6,371,755	6,500,000	6,634,070	6,515,585	0	(5,456)	0	(5,456)	0	6,510,130	0	(138,375)	(138,375)	160,333	12/01/2024	3.B FE	
..183596-QM-5	BALTIMORE MD BRD SCH COMMRS CITY SCHS RE		06/15/2024	Maturity @ 100.00		195,290	195,290	92,491	189,820	0	5,470	0	5,470	0	195,290	0	0	0	0	06/15/2024	1.B FE	
..196479-K4-0	COLORADO HOUSING AND FINANCE AUTHORITY		06/26/2024	Redemption @ 100.00		2,914	2,914	2,914	2,914	0	0	0	0	0	2,914	0	0	0	47	04/01/2035	1.B FE	
..230582-FV-5	CUMBERLAND CNTY N C CTFS PARTN		06/15/2024	Maturity @ 100.00		239,692	239,692	140,426	234,538	0	5,154	0	5,154	0	239,692	0	0	0	0	06/15/2024	1.C FE	
..25477G-RM-7	DISTRICT COLUMBIA INCOME TAX REV		05/15/2024	SUNTRUST		4,956,777	5,700,000	4,768,962	0	0	2,599	0	2,599	0	4,771,561	0	185,216	185,216	36,100	03/01/2041	1.B FE	
..267045-NL-2	DUTCHESS CNTY N Y LOC DEV CORP REV		06/04/2024	Direct		280,000	280,000	268,427	279,722	0	278	0	278	0	280,000	0	0	0	8,285	07/01/2039	2.C FE	
..3128HJ-AH-9	FG W30008 - RMBS		06/01/2024	Paydown		128,054	128,054	146,889	128,054	0	0	0	0	0	128,054	0	0	0	4,083	05/01/2025	1.A	
..312945-DS-4	FH A96413 - RMBS		06/01/2024	Paydown TD SECURITIES (USA) LLC		1,004	1,004	1,004	1,003	0	1	0	1	0	1,004	0	0	0	10	01/01/2041	1.A	
..3130AJ-B2-4	FEDERAL HOME LOAN BANKS		05/29/2024			708,260	1,000,000	998,750	998,940	0	22	0	22	0	998,962	0	(290,702)	(290,702)	18,058	03/19/2040	1.A	
..3130AL-SV-2	FEDERAL HOME LOAN BANKS		06/25/2024	STONEX FINANCIAL INC.		169,793	250,000	248,750	248,897	0	26	0	26	0	248,923	0	(79,130)	(79,130)	4,473	02/25/2041	1.B FE	
..3130AL-BD-5	FEDERAL HOME LOAN BANKS		06/25/2024	STONEX FINANCIAL INC.		68,030	100,000	100,000	100,000	0	0	0	0	0	100,000	0	(31,970)	(31,970)	1,798	02/25/2041	1.B FE	
..3132DII-BQ-5	FH SD8147 - RMBS		06/01/2024	Paydown		7,126	7,126	5,831	0	0	1,295	0	1,295	0	7,126	0	0	0	46	05/01/2051	1.A	
..3132DII-BU-6	FH SD8151 - RMBS		06/01/2024	Paydown		8,515	8,515	6,908	0	0	1,607	0	1,607	0	8,515	0	0	0	18	06/01/2051	1.A	
..3132DII-ET-6	FH SD8246 - RMBS		06/12/2024	Various		452,812	464,474	464,982	464,893	0	(46)	0	(46)	0	464,847	0	(12,036)	(12,036)	12,454	09/01/2052	1.A	
..3132DII-G9-8	FH SD8324 - RMBS		06/01/2024	Paydown		7,237	7,237	7,289	7,237	0	(52)	0	(52)	0	7,237	0	0	0	168	05/01/2053	1.A	
..3132DII-HG-1	FH SD8331 - RMBS		06/01/2024	Paydown		7,840	7,840	7,822	7,819	0	21	0	21	0	7,840	0	0	0	184	06/01/2053	1.A	
..3132DII-LA-9	FH SD8421 - RMBS		06/01/2024	Paydown		3,277	3,277	3,276	0	0	2	0	2	0	3,277	0	0	0	16	04/01/2054	1.A	
..3132HP-NB-6	FH Q13086 - RMBS		06/01/2024	Paydown		1,117	1,117	1,171	1,155	0	(38)	0	(38)	0	1,117	0	0	0	8	11/01/2042	1.A	
..3132WII-BA-9	FH WA2532 - CMBS/RMBS		06/01/2024	Paydown NOMURA SECURITIES INTL INC		697	697	631	632	0	65	0	65	0	697	0	0	(23,850)	(23,850)	18,319	02/17/2038	1.B FE
..3133EP-AY-1	FEDERAL FARM CREDIT BANKS FUNDING CORP		05/13/2024			476,150	500,000	500,000	500,000	0	0	0	0	0	500,000	0	0	0	95	12/01/2052	1.A	
..3133KQ-FT-8	FH RA8278 - RMBS		06/01/2024	Paydown		4,931	4,931	4,914	4,914	0	17	0	17	0	4,931	0	0	0	70	07/01/2053	1.A	
..3133KR-PV-0	FH RA9436 - RMBS		06/01/2024	Paydown		4,490	4,490	4,490	0	0	0	0	0	0	4,490	0	0	0	0	07/01/2053	1.A	
..3133TD-SX-5	FHR 2060 Z - CMO/RMBS		06/01/2024	Paydown		14,164	14,164	14,773	14,445	0	(281)	0	(281)	0	14,164	0	0	0	211	05/15/2028	1.A	
..3133TG-ZW-2	FHR 2107 Z - CMO/RMBS		06/01/2024	Paydown		3,888	3,888	3,723	3,844	0	44	0	44	0	3,888	0	0	0	60	12/15/2028	1.A	
..31349T-E4-9	FH 781955 - RMBS		06/01/2024	Paydown		2,541	2,541	2,574	2,658	0	(117)	0	(117)	0	2,541	0	0	0	41	05/01/2034	1.A	
..31359U-G6-6	FNR 1998-57 ZE - CMO/RMBS		06/01/2024	Paydown		5,002	5,002	4,926	5,000	0	2	0	2	0	5,002	0	0	0	94	10/25/2028	1.A	
..3136AJ-LN-1	FNS T285 PO - CMO/RMBS		06/01/2024	Paydown		569	569	465	572	0	(2)	0	(2)	0	569	0	0	0	0	02/25/2027	1.A	
..3136AQ-SJ-5	FNA 2016-M2 AL - CMBS		06/01/2024	Paydown		885	665	649	654	0	231	0	231	0	885	0	0	0	225	04/25/2036	1.A	
..3136BP-KU-4	FNR 2022-76 DA - CMO/RMBS		06/01/2024	Paydown		270,826	270,826	270,742	270,549	0	277	0	277	0	270,826	0	0	0	6,339	08/25/2045	1.A	
..3137IM-LB-1	FN 256022 - RMBS		06/01/2024	Paydown		133	133	145	143	0	(10)	0	(10)	0	133	0	0	0	2	12/01/2035	1.A	
..3137TT-FQ-4	FN 386375 - CMBS/RMBS		06/01/2024	Paydown		22,009	22,009	21,935	22,009	0	0	0	0	0	22,009	0	0	0	264	08/01/2028	1.A	
..31377U-FH-1	FN 387268 - CMBS/RMBS		06/01/2024	Paydown		30,273	30,273	30,834	30,314	0	(41)	0	(41)	0	30,273	0	0	0	414	02/01/2025	1.A	
..31377U-TV-5	FN 387664 - CMBS/RMBS		06/01/2024	Paydown		73,801	73,801	73,695	73,797	0	4	0	4	0	73,801	0	0	0	942	10/01/2025	1.A	
..3137A6-T6-9	FHR 3812 EY - CMO/RMBS		06/01/2024	Paydown		60,343	60,343	52,220	58,310	0	2,032	0	2,032	0	60,343	0	0	0	525	02/15/2031	1.A	
..3137A6-US-9	FHR 3808 DB - CMO/RMBS		06/01/2024	Paydown		61,517	61,517	53,308	59,506	0	2,011	0	2,011	0	61,517	0	0	0	531	02/15/2031	1.A	
..3137AF-UM-2	FHR 3942 JZ - CMO/RMBS		06/01/2024	Paydown		2,742	2,742	2,603	2,676	0	67	0	67	0	2,742	0	0	0	27	10/15/2041	1.A	
..3137AJ-3V-4	FHR 3954 PD - CMO/RMBS		06/01/2024	Paydown		2,634	2,634	2,640	2,637	0	(2)	0	(2)	0	2,634	0	0	0	13	07/15/2041	1.A	
..3137AM-XJ-1	FHR 4011 DA - CMO/RMBS		06/01/2024	Paydown		12,754	12,754	13,232	13,022	0	(268)	0	(268)	0	12,754	0	0	0	130	09/15/2041	1.A	
..3137AM-XL-6	FHR 4011 DC - CMO/RMBS		06/01/2024	Paydown		14,400	14,400	14,913	14,618	0	(218)	0	(218)	0	14,400	0	0	0	147	09/15/2041	1.A	
..3137H9-BS-7	FHR 5264 DA - CMO/RMBS		06/01/2024	Paydown		137,668	137,668	137,131	137,226	0	443	0	443	0	137,668	0	0	0	1,726	07/25/2047	1.A	
..3137H9-FU-8	FHR 5271 A - CMO/RMBS		06/01/2024	Paydown		171,880	171,880	171,182	171,171	0	710	0	710	0	171,880	0	0	0	3,835	10/25/2047	1.A	
..3137HA-AA-4	FRETE ML-16 AUS - CMBS		06/01/2024	Paydown		802	802	793	793	0	9	0	9	0	802	0	0	0	15	07/25/2038	1.B FE	
..3137HC-P3-0	FHR 5413 MD - CMO/RMBS		06/01/2024	Paydown		9,608	9,608	9,578	0	0	31	0	31	0	9,608	0	0	0	72	04/25/2050	1.A	

E05.2

STATEMENT AS OF JUNE 30, 2024 OF THE Reliance Standard Life Insurance Company

SCHEDULE D - PART 4

Show All Long-Term Bonds and Stock Sold, Redeemed or Otherwise Disposed of During the Current Quarter

1	2	3	4	5	6	7	8	9	10	Change In Book/Adjusted Carrying Value					16	17	18	19	20	21	22
										11	12	13	14	15							
CUSIP Identification	Description	Foreign	Disposal Date	Name of Purchaser	Number of Shares of Stock	Consideration	Par Value	Actual Cost	Prior Year Book/Adjusted Carrying Value	Unrealized Valuation Increase/(Decrease)	Current Year's (Amortization)/Accretion	Current Year's Other Than Temporary Impairment Recognized	Total Change in Book/Adjusted Carrying Value (11 + 12 - 13)	Total Foreign Exchange Change in Book /Adjusted Carrying Value	Book/Adjusted Carrying Value at Disposal Date	Foreign Exchange Gain (Loss) on Disposal	Realized Gain (Loss) on Disposal	Total Gain (Loss) on Disposal	Bond Interest/Stock Dividends Received During Year	Stated Contractual Maturity Date	NAIC Designation, NAIC Designation Modifier and SVO Administrative Symbol
..3137HC-QL-9	FHR 5410 KB - CMO/RMBS		06/01/2024	Paydown		4,346	4,346	4,332	0	0	14	0	14	0	4,346	0	0	0	33	11/25/2050	1.A
..31381K-6Z-7	FN 463588 - CMBS/RMBS		06/01/2024	Paydown		16,278	16,278	16,885	16,321	0	(43)	0	(43)	0	16,278	0	0	0	207	12/01/2024	1.A
..31384L-UJ-9	FN 526993 - RMBS		06/01/2024	Paydown		1,162	1,162	1,122	1,133	0	29	0	29	0	1,162	0	0	0	14	11/01/2028	1.A
..31389L-4B-2	FN 629118 - RMBS		06/01/2024	Paydown		188	188	186	195	0	(7)	0	(7)	0	188	0	0	0	3	02/01/2032	1.A
..3138A1-JB-8	FN AH0257 - RMBS		06/01/2024	Paydown		254	254	247	248	0	6	0	6	0	254	0	0	0	3	12/01/2040	1.A
..3138A2-EC-9	FN AH1030 - RMBS		06/01/2024	Paydown		1,285	1,285	1,284	1,313	0	(28)	0	(28)	0	1,285	0	0	0	14	12/01/2040	1.A
..3138A4-6Y-6	FN AH3586 - RMBS		06/01/2024	Paydown		821	821	814	827	0	(6)	0	(6)	0	821	0	0	0	8	01/01/2041	1.A
..3138A5-NC-2	FN AH3986 - RMBS		06/01/2024	Paydown		833	833	839	852	0	(19)	0	(19)	0	833	0	0	0	8	02/01/2041	1.A
..3138A9-CII-2	FN AH7284 - RMBS		06/01/2024	Paydown		899	899	910	929	0	(30)	0	(30)	0	899	0	0	0	7	03/01/2041	1.A
..3138AB-YR-4	FN AH9719 - RMBS		06/01/2024	Paydown		1,603	1,603	1,630	1,652	0	(48)	0	(48)	0	1,603	0	0	0	18	04/01/2041	1.A
..3138AK-RJ-0	FN A15888 - RMBS		06/01/2024	Paydown		393	393	399	397	0	(4)	0	(4)	0	393	0	0	0	4	07/01/2041	1.A
..3138EO-6C-8	FN AJ8066 - RMBS		06/01/2024	Paydown		49,282	49,282	49,802	50,068	0	(786)	0	(786)	0	49,282	0	0	0	356	12/01/2041	1.A
..3138E9-P2-0	FN AK4940 - RMBS		06/01/2024	Paydown		618	618	629	634	0	(16)	0	(16)	0	618	0	0	0	5	03/01/2042	1.A
..3138LY-5E-3	FN A08044 - RMBS		06/01/2024	Paydown		594	594	627	626	0	(33)	0	(33)	0	594	0	0	0	5	07/01/2042	1.A
..3138M6-N2-9	FN AP3108 - RMBS		06/01/2024	Paydown		809	809	862	852	0	(43)	0	(43)	0	809	0	0	0	7	10/01/2042	1.A
..3138MB-MB-9	FN AP7553 - RMBS		06/01/2024	Paydown		1,044	1,044	1,081	1,080	0	(36)	0	(36)	0	1,044	0	0	0	8	09/01/2042	1.A
..31393B-RB-0	FNR 0335K SW - CMO/RMBS		06/01/2024	Paydown		539	539	448	468	0	71	0	71	0	539	0	0	0	0	05/25/2033	1.A
..31393D-JL-6	FNR 0364B ZG - CMO/RMBS		06/01/2024	Paydown		13,289	13,289	14,186	13,988	0	(699)	0	(699)	0	13,289	0	0	0	182	07/25/2033	1.A
..31394N-HE-1	FHR 2741A GH - CMO/RMBS		06/01/2024	Paydown		29,134	29,134	29,717	29,231	0	(97)	0	(97)	0	29,134	0	0	0	394	01/15/2034	1.A
..31394R-NN-5	FHR 2752 MY - CMO/RMBS		06/01/2024	Paydown		24,502	24,502	24,989	24,582	0	(80)	0	(80)	0	24,502	0	0	0	310	02/15/2034	1.A
..31396E-3H-7	FHR 3053 Z - CMO/RMBS		06/01/2024	Paydown		32,190	32,190	37,679	34,583	0	(2,393)	0	(2,393)	0	32,190	0	0	0	389	02/15/2035	1.A
..31396N-G7-5	FHR 3143 BC - CMO/RMBS		06/01/2024	Paydown		59,133	59,133	60,815	60,328	0	(1,194)	0	(1,194)	0	59,133	0	0	0	790	02/15/2036	1.A
..31396N-RF-5	FHR 3007 ZA - CMO/RMBS		06/01/2024	Paydown		39,940	39,940	43,074	42,186	0	(2,245)	0	(2,245)	0	39,940	0	0	0	619	05/15/2036	1.A
..31396W-D8-6	FNR 2007-65B ZE - CMO/RMBS		06/01/2024	Paydown		812	812	866	904	0	(92)	0	(92)	0	812	0	0	0	11	07/25/2037	1.A
..31396Y-F7-2	FNR 2008-29 ZA - CMO/RMBS		06/01/2024	Paydown		8,261	8,261	9,138	9,001	0	(740)	0	(740)	0	8,261	0	0	0	92	04/25/2038	1.A
..31397A-RJ-4	FHR 3203 Z - CMO/RMBS		06/01/2024	Paydown		19,094	19,094	19,301	19,235	0	(141)	0	(141)	0	19,094	0	0	0	233	07/15/2036	1.A
..31397O-B2-3	FNR 2011-17 NY - CMO/RMBS		06/01/2024	Paydown		147,495	147,495	126,477	142,224	0	5,271	0	5,271	0	147,495	0	0	0	1,358	03/25/2031	1.A
..31397S-SR-6	FNR 2011-29 AL - CMO/RMBS		06/01/2024	Paydown		83,972	83,972	73,370	81,357	0	2,614	0	2,614	0	83,972	0	0	0	733	04/25/2031	1.A
..31398F-ER-8	FNR 2009-77 ZA - CMO/RMBS		06/01/2024	Paydown		27,587	27,587	23,565	26,216	0	1,372	0	1,372	0	27,587	0	0	0	302	10/25/2039	1.A
..31398J-VX-8	FHR 3578 BO - CMO/RMBS		06/01/2024	Paydown		925	925	726	851	0	74	0	74	0	925	0	0	0	0	10/15/2036	1.A
..31398S-KG-7	FNR 2010-142 ZB - CMO/RMBS		06/01/2024	Paydown		11,297	11,297	9,525	10,665	0	632	0	632	0	11,297	0	0	0	113	12/25/2040	1.A
..31401C-TK-9	FN 704454 - RMBS		06/01/2024	Paydown		2,224	2,224	2,216	2,292	0	(68)	0	(68)	0	2,224	0	0	0	31	05/01/2033	1.A
..31402Q-RN-5	FN 728693 - RMBS		06/01/2024	Paydown		534	534	538	551	0	(16)	0	(16)	0	534	0	0	0	8	07/01/2033	1.A
..31402Q-WH-0	FN 735148 - RMBS		06/01/2024	Paydown		7,565	7,565	6,802	7,783	0	(218)	0	(218)	0	7,565	0	0	0	101	07/01/2034	1.A
..31409L-TJ-8	FN 874897 - CMBS/RMBS		06/01/2024	Paydown		10,189	10,189	11,288	10,189	0	0	0	0	0	10,189	0	0	0	161	10/01/2037	1.A
..3140HX-XF-2	FN BL6077 - CMBS/RMBS		06/01/2024	Paydown		1,178	1,178	1,202	1,197	0	(19)	0	(19)	0	1,178	0	0	0	15	03/01/2050	1.A
..3140HY-ZN-3	FN BL6148 - CMBS/RMBS		06/01/2024	Paydown		1,967	1,967	2,139	2,133	0	(37)	0	(37)	0	1,967	0	0	(130)	24	04/01/2050	1.A
..3140HY-EA-2	FN BL6428 - CMBS/RMBS		06/01/2024	Paydown		503	503	514	512	0	(9)	0	(9)	0	503	0	0	0	6	04/01/2050	1.A
..3140LG-VC-3	FN BS6010 - CMBS/RMBS		06/01/2024	Paydown		223	223	204	204	0	20	0	20	0	223	0	0	0	4	07/01/2039	1.A
..3140LM-AS-8	FN BS9916 - CMBS/RMBS		06/01/2024	Paydown		479	479	489	489	0	(10)	0	(10)	0	479	0	0	0	13	12/01/2048	1.A
..3140OQ-QK-9	FN CB4573 - RMBS		06/12/2024	Various		452,163	463,190	462,466	462,273	0	37	0	37	0	462,310	0	(10,147)	(10,147)	12,322	09/01/2052	1.A
..3140QS-AW-1	FN CB6320 - RMBS		06/01/2024	Paydown		7,135	7,135	7,043	7,039	0	96	0	96	0	7,135	0	0	0	161	05/01/2053	1.A
..3140XL-RG-5	FN FS4986 - RMBS		06/01/2024	Paydown		21,898	21,898	17,687	17,700	0	4,197	0	4,197	0	21,898	0	0	0	278	05/01/2052	1.A
..31412Q-ZH-8	FN 932389 - RMBS		06/01/2024	Paydown		670	670	664	673	0	(3)	0	(3)	0	670	0	0	0	7	01/01/2040	1.A
..31416N-YV-8	FN AA5223 - RMBS		06/01/2024	Paydown		219	219	226	226	0	(7)	0	(7)	0	219	0	0	0	2	03/01/2039	1.A
..31416W-T9-3	FN AB1475 - RMBS		06/01/2024	Paydown		1,147	1,147	1,174	1,189	0	(42)	0	(42)	0	1,147	0	0	0	13	09/01/2040	1.A

STATEMENT AS OF JUNE 30, 2024 OF THE Reliance Standard Life Insurance Company

SCHEDULE D - PART 4

Show All Long-Term Bonds and Stock Sold, Redeemed or Otherwise Disposed of During the Current Quarter

1	2	3	4	5	6	7	8	9	10	Change In Book/Adjusted Carrying Value					16	17	18	19	20	21	22
										11	12	13	14	15							
CUSIP Identification	Description	Foreign	Disposal Date	Name of Purchaser	Number of Shares of Stock	Consideration	Par Value	Actual Cost	Prior Year Book/Adjusted Carrying Value	Unrealized Valuation Increase/(Decrease)	Current Year's (Amortization)/Accretion	Current Year's Other Than Temporary Impairment Recognized	Total Change in Book/Adjusted Carrying Value (11 + 12 - 13)	Total Foreign Exchange Change in Book /Adjusted Carrying Value	Book/Adjusted Carrying Value at Disposal Date	Foreign Exchange Gain (Loss) on Disposal	Realized Gain (Loss) on Disposal	Total Gain (Loss) on Disposal	Bond Interest/Stock Dividends Received During Year	Stated Contractual Maturity Date	NAIC Designation, NAIC Designation Modifier and SVO Administrative Symbol
..31417A-KJ-6	FN AB3865 - RMBS		06/01/2024	Paydown		1,052	1,052	1,058	1,068	0	(16)	0	(16)	0	1,052	0	0	0	9	11/01/2041	1.A
..31417D-KX-0	FN AB6609 - RMBS		06/01/2024	Paydown		34,024	34,024	34,311	34,843	0	(819)	0	(819)	0	34,024	0	0	0	282	10/01/2042	1.A
..31417Y-SC-2	FN MA0514 - RMBS		06/01/2024	Paydown		352	352	365	367	0	(14)	0	(14)	0	352	0	0	0	4	09/01/2040	1.A
..31418D-V8-2	FN MA4238 - RMBS		06/01/2024	Paydown		5,613	5,613	4,527	0	0	1,086	0	1,086	0	5,613	0	0	0	12	01/01/2051	1.A
..31418E-CA-6	FN MA4564 - RMBS		06/01/2024	Paydown		21,944	21,944	18,728	0	0	3,216	0	3,216	0	21,944	0	0	0	111	03/01/2052	1.A
..31418E-F2-1	FN MA4684 - RMBS		06/01/2024	Paydown		27,898	27,898	27,239	27,259	0	639	0	639	0	27,898	0	0	0	535	06/01/2052	1.A
..31418E-GT-1	FN MA4709 - RMBS		06/01/2024	Paydown		10,858	10,858	10,802	10,803	0	55	0	55	0	10,858	0	0	0	224	07/01/2052	1.A
..31418E-KV-1	FN MA4807 - RMBS		06/01/2024	Paydown		10,610	10,610	10,690	10,683	0	(73)	0	(73)	0	10,610	0	0	0	249	11/01/2052	1.A
..31418E-L5-7	FN MA4847 - RMBS		06/01/2024	Paydown		4,640	4,640	4,718	4,712	0	(72)	0	(72)	0	4,640	0	0	0	118	11/01/2052	1.A
..31418E-R8-5	FN MA5010 - RMBS		06/01/2024	Paydown		8,724	8,724	8,792	8,784	0	(60)	0	(60)	0	8,724	0	0	0	201	05/01/2053	1.A
..31418E-S5-0	FN MA5039 - RMBS		06/01/2024	Paydown		10,193	10,193	10,270	10,257	0	(63)	0	(63)	0	10,193	0	0	0	238	06/01/2053	1.A
..31418U-III-0	FN AD6960 - RMBS		06/01/2024	Paydown		931	931	940	953	0	(22)	0	(22)	0	931	0	0	0	11	07/01/2040	1.A
..31418W-FJ-4	FN AD8268 - RMBS		06/01/2024	Paydown		1,932	1,932	1,972	1,969	0	(37)	0	(37)	0	1,932	0	0	0	16	09/01/2040	1.A
..31419J-M8-8	FN AE7582 - RMBS		06/01/2024	Paydown		475	475	484	479	0	(4)	0	(4)	0	475	0	0	0	5	11/01/2040	1.A
..31419L-C7-6	FN AE9093 - RMBS		06/01/2024	Paydown		2,441	2,441	2,479	2,502	0	(61)	0	(61)	0	2,441	0	0	0	24	12/01/2040	1.A
..31424C-D2-2	FH WA4820 - CMBS/RMBS		06/01/2024	Paydown		689	689	601	602	0	87	0	87	0	689	0	0	0	11	01/01/2053	1.A
..34073T-KY-2	FLORIDA HIGHER EDL FACS FING AUTH REV		04/12/2024	Direct		1,100,000	1,100,000	1,100,000	1,100,000	0	0	0	0	0	1,100,000	0	0	0	9,025	06/01/2027	5.B GI
..34074M-A4-3	FLORIDA HSG FIN CORP REV		06/17/2024	Direct		20,000	20,000	20,000	20,000	0	0	0	0	0	20,000	0	0	0	453	07/01/2047	1.A FE
..34074M-D8-1	FLORIDA HSG FIN CORP REV		06/14/2024	Direct		15,000	15,000	15,000	15,000	0	0	0	0	0	15,000	0	0	0	385	07/01/2053	1.A FE
..34074M-H2-0	FLORIDA HSG FIN CORP REV		06/17/2024	Direct		10,000	10,000	10,000	10,000	0	0	0	0	0	10,000	0	0	0	228	07/01/2048	1.A FE
..34074M-L4-1	FLORIDA HSG FIN CORP REV		06/14/2024	Direct		90,000	90,000	90,000	90,000	0	0	0	0	0	90,000	0	0	0	2,648	01/01/2047	1.A FE
..347075-AB-9	FORT CARSON FAMILY HSG L L C COLO HSG RE		04/16/2024	Direct		5,000	5,000	5,338	0	0	(31)	0	(31)	0	5,000	0	0	0	103	11/15/2029	1.0 FE
..35563C-AA-6	FIMHR 2015-R1 1A - CMBS		06/25/2024	Paydown		1,872	1,872	2,227	2,185	0	(313)	0	(313)	0	1,872	0	0	0	36	11/26/2055	1.A
..35563C-AS-7	FIMHR 2015-R1 3A - CMBS		06/25/2024	Paydown		833	833	967	951	0	(118)	0	(118)	0	833	0	0	0	16	11/25/2052	1.B
..38122N-D8-2	GOLDEN ST TOB SECURITIZATION CORP CALIF		05/13/2024	Direct		745,000	745,000	746,863	745,072	0	(72)	0	(72)	0	745,000	0	0	0	2,398	06/01/2050	2.C FE
..392275-BL-6	GREATER ORLANDO AVIATION AUTH ORLANDO FL		04/17/2024	Direct		3,497,950	3,845,000	3,436,776	3,439,659	0	2,019	0	2,019	0	3,441,678	0	56,272	56,272	84,590	10/01/2052	1.0 FE
..41423P-DY-0	HARRIS CNTY TEX TOLL RD REV		06/05/2024	Direct		4,800,150	5,000,000	4,740,900	0	0	0	0	0	0	4,740,900	0	59,250	59,250	0	08/15/2049	1.C FE
..438701-J4-7	HONOLULU HAWAII CITY & CNTY WASTEWR SYS		05/14/2024	Direct		4,305,550	5,000,000	4,161,400	0	0	2,506	0	2,506	0	4,163,906	0	141,644	141,644	56,250	07/01/2041	1.C FE
..44244C-TP-2	HOUSTON TEX UTIL SYS REV		04/18/2024	Direct		429,066	440,000	440,000	440,000	0	0	0	0	0	440,000	0	(10,934)	(10,934)	8,583	11/15/2030	1.C FE
..45203B-AA-3	ILLINOIS FIN AUTH PPTY ASSESSED CLEAN EN		04/01/2024	Direct		14,000	14,000	11,491	13,983	0	17	0	17	0	14,000	0	0	0	1	11/01/2044	5.B GI
..45203L-BD-4	ILLINOIS HSG DEV AUTH MULTIFAMILY HSG RE		05/31/2024	Direct		20,000	20,000	20,000	20,000	0	0	0	0	0	20,000	0	0	0	4	12/01/2028	1.B FE
..485424-NF-8	KANSAS ST DEPT TRANSN HIIV REV		04/01/2024	Direct		3,798,365	3,895,000	3,798,365	0	0	0	0	0	0	3,798,365	0	0	0	0	09/01/2035	1.C FE
..54627D-KB-6	LOUISIANA HSG CORP SINGLE FAMILY MTG REV		05/31/2024	Direct		15,000	15,000	15,000	15,000	0	0	0	0	0	15,000	0	0	0	1	12/01/2052	1.A FE
..57563R-RZ-4	MASSACHUSETTS EDL FING AUTH		06/10/2024	Direct		125,000	125,000	109,844	124,600	0	400	0	400	0	125,000	0	0	0	1,708	07/01/2037	1.C FE
..57587G-TN-5	MASSACHUSETTS ST HSG FIN AGY HSG REV		05/22/2024	Direct		25,000	25,000	25,000	25,000	0	0	0	0	0	25,000	0	0	0	2	12/01/2052	1.B FE
..60416T-V9-6	MINNESOTA HOUSING FINANCE AGENCY		06/03/2024	Direct		80,000	80,000	81,198	80,008	0	(8)	0	(8)	0	80,000	0	0	0	2,069	07/01/2053	1.B FE
..60416T-Z3-5	MINNESOTA HOUSING FINANCE AGENCY		06/03/2024	Direct		55,000	55,000	55,763	55,032	0	(32)	0	(32)	0	55,000	0	0	0	1,164	01/01/2054	1.B FE
..626207-MH-1	MUNICIPAL ELEC AUTH GA		06/04/2024	Direct		130,000	130,000	145,902	130,600	0	(600)	0	(600)	0	130,000	0	0	0	3,530	01/01/2030	1.G FE
..645913-BD-5	NEW JERSEY ECONOMIC DEV AUTH ST PENSION		04/25/2024	Direct		5,067,442	5,305,000	3,296,421	5,008,558	0	84,829	0	84,829	0	5,093,387	0	(25,945)	(25,945)	0	02/15/2025	1.E FE
..64971W-H7-8	NEW YORK N Y CITY TRANSITIONAL FIN AUTH		05/21/2024	Direct		6,639,950	7,500,000	6,594,825	0	0	1,027	0	1,027	0	6,595,852	0	44,098	44,098	73,576	02/01/2041	1.A FE
..64972J-UD-1	NEW YORK N Y CITY TRANSITIONAL FIN AUTH		06/03/2024	Direct		2,742,750	2,500,000	2,727,975	0	0	(205)	0	(205)	0	2,727,770	0	14,980	14,980	4,010	05/01/2051	1.B FE
..649883-4X-0	NEW YORK ST MTG AGY HOMEOWNER MTG REV		04/01/2024	Call @ 100.00		145,000	145,000	135,426	135,557	0	54	0	54	0	135,611	0	9,389	9,389	0	10/01/2048	1.B FE

STATEMENT AS OF JUNE 30, 2024 OF THE Reliance Standard Life Insurance Company

SCHEDULE D - PART 4

Show All Long-Term Bonds and Stock Sold, Redeemed or Otherwise Disposed of During the Current Quarter

1	2	3	4	5	6	7	8	9	10	Change In Book/Adjusted Carrying Value					16	17	18	19	20	21	22
										11	12	13	14	15							
CUSIP Identification	Description	Foreign	Disposal Date	Name of Purchaser	Number of Shares of Stock	Consideration	Par Value	Actual Cost	Prior Year Book/Adjusted Carrying Value	Unrealized Valuation Increase/(Decrease)	Current Year's (Amortization)/Accretion	Current Year's Other Than Temporary Impairment Recognized	Total Change in Book/Adjusted Carrying Value (11 + 12 - 13)	Total Foreign Exchange Change in Book /Adjusted Carrying Value	Book/Adjusted Carrying Value at Disposal Date	Foreign Exchange Gain (Loss) on Disposal	Realized Gain (Loss) on Disposal	Total Gain (Loss) on Disposal	Bond Interest/Stock Dividends Received During Year	Stated Contractual Maturity Date	NAIC Designation, NAIC Designation Modifier and SVO Administrative Symbol
..650028-XK-4	NEW YORK ST TWY AUTH ST PERS INCOME TAX		05/03/2024	JP MORGAN SECURITIES LLC		1,541,300	2,000,000	1,514,940	1,515,492	0	3,651	0	3,651	0	1,519,144	0	22,156	22,156	38,667	03/15/2049	1.B FE
..67178K-AA-8	OAK RIDGE TENN INDL DEV BRD LEASE REV		06/15/2024	Paydown		387,445	387,445	445,077	420,598	0	(33,153)	0	(33,153)	0	387,445	0	0	0	11,197	12/15/2032	1.D FE
..67756Q-X6-9	OHIO ST HSG FIN AGY RESIDENTIAL MTG REV		05/31/2024	Direct		15,000	15,000	15,000	15,000	0	0	0	0	0	15,000	0	0	0	404	09/01/2053	1.A FE
..67756Q-X6-9	OHIO ST HSG FIN AGY RESIDENTIAL MTG REV		05/03/2024	Direct		215,000	215,000	215,000	215,000	0	0	0	0	0	215,000	0	0	0	5,082	09/01/2052	1.A FE
..684518-CN-1	ORANGE CNTY FLA SCH BRD LEASING CORP		06/15/2024	Maturity @ 100.00		529,240	529,240	310,061	517,860	0	11,380	0	11,380	0	529,240	0	0	0	0	06/15/2024	5.B GI
..686087-2S-5	OREGON ST HSG & CMNTY SVCS DEPT MTG REV		06/07/2024	Direct		5,000	5,000	5,102	5,005	0	(5)	0	(5)	0	5,000	0	0	0	81	07/01/2053	1.C FE
..731126-OM-8	POLK CNTY FLA SCH BRD FING CORP CTSF PAR		06/15/2024	Maturity @ 100.00		311,226	311,226	182,335	304,534	0	6,692	0	6,692	0	311,226	0	0	0	0	06/15/2024	5.B GI
..735240-3F-8	PORT PORTLAND ORE ARPT REV		04/30/2024			4,131,579	3,795,000	4,036,514	4,015,234	0	(6,393)	0	(6,393)	0	4,015,184	0	116,394	116,394	165,478	07/01/2041	1.D FE
..74442P-RQ-0	PUBLIC FIN AUTH WIS REV		06/17/2024	Direct		8,421	95,000	8,138	8,128	0	293	0	293	0	8,421	0	0	0	0	01/01/2061	5.B GI
..74443D-DU-2	PUBLIC FIN AUTH WIS EDL FAC REV		04/03/2024	Direct		190,000	190,000	190,000	190,000	0	0	0	0	0	190,000	0	0	0	990	06/01/2028	2.C FE
..759831-DH-0	RENO NEV CAP IMPT REV		04/26/2024			3,387,725	6,350,000	1,564,704	2,975,882	0	66,026	0	66,026	0	3,041,908	0	345,817	345,817	0	06/01/2035	1.F FE
..762323-CB-7	RHODE IS ST STUDENT LN AUTH ED LN REV		06/28/2024	Direct		30,000	30,000	29,311	29,967	0	33	0	33	0	30,000	0	0	0	144	12/01/2041	1.C FE
..79765P-DW-0	SAN FRANCISCO CALIF CITY & CNTY MULTIFAM		05/26/2024	Redemption @ 100.00		553	553	412	414	0	2	0	2	0	416	0	137	137	5	07/01/2039	1.B FE
..833221-UF-9	SINOHOMISH CNTY WASH SCH DIST NO 201		06/15/2024	Maturity @ 100.00		258,622	258,622	151,516	253,000	0	5,561	0	5,561	0	258,622	0	0	0	0	06/15/2024	5.B GI
..880461-VL-6	TENNESSEE HOUSING DEVELOPMENT AGENCY		06/28/2024	Direct		5,000	5,000	5,038	5,002	0	(2)	0	(2)	0	5,000	0	0	0	100	07/01/2044	1.B FE
..88258M-AA-3	TEXAS NATURAL GAS SECURITIZATION FINANCE		04/01/2024	Paydown		7,490	7,490	7,341	7,342	0	148	0	148	0	7,490	0	0	0	223	04/01/2033	1.A FE
..917436-P6-8	UTAH HSG CORP SINGLE FAMILY MTG REV		06/28/2024	Direct		10,000	10,000	9,992	10,000	0	0	0	0	0	10,000	0	0	0	250	07/01/2031	1.C FE
..92428C-MM-1	VERMONT ST STUDENT ASSISTANCE CORP ED LN		05/09/2024	Direct		60,000	60,000	58,978	59,978	0	22	0	22	0	60,000	0	0	0	153	06/15/2040	1.F FE
..924397-CU-4	VERNON CALIF ELEC SYS REV		06/06/2024	Redemption @ 100.00		280,000	280,000	373,450	281,418	0	(1,418)	0	(1,418)	0	280,000	0	0	0	12,026	07/01/2038	1.E FE
..92708J-AC-4	VILLAGE COMMUNITY DEVELOPMENT DISTRICT N		04/02/2024	Direct		20,000	20,000	20,000	20,000	0	0	0	0	0	20,000	0	0	0	7	05/01/2037	3.C
0909999999 Subtotal - Bonds - U.S. Special Revenues						(4,116,017)	(6,582,338)	(8,279,916)	38,897,331	0	164,065	0	164,065	0	(4,656,551)	0	540,534	540,534	867,241	XXX	XXX
..000000-00-0	BABSE 2018-1 D - CDO	B	06/21/2024	Paydown		8,832,850	8,867,521	9,252,864	9,003,532	0	110,234	0	110,234	313,032	9,426,799	(593,949)	0	(593,949)	381,889	04/15/2031	1.G FE
..000000-00-0	BELLIS ACQUISITION COMPANY PLC		05/09/2024			308,495	312,600	345,700	318,225	0	0	0	0	27,475	345,700	(32,884)	(4,321)	(37,205)	6,153	02/16/2026	4.A FE
..000000-00-0	CGMSE 2019-1 A1 - CDO	B	06/17/2024	Paydown		25,472	25,392	27,351	26,155	0	36	0	36	1,223	27,414	(1,941)	0	(1,941)	641	03/15/2032	1.A FE
..000000-00-0	GLGE 2 D - CDO	B	04/19/2024	Direct		2,130,800	2,128,600	2,183,229	2,178,403	0	29,110	0	29,110	23,687	2,231,200	(100,400)	0	(100,400)	86,803	01/15/2030	1.G FE
..000000-00-0	RFTE 2018-1 D - CDO	B	04/05/2024	Direct		4,604,875	4,604,875	4,808,025	4,690,300	0	0	0	0	117,725	4,808,025	(203,150)	0	(203,150)	100,384	12/20/2031	2.A FE
..000000-00-0	CENCL 4 DRR - CDO	B	05/10/2024	Direct		4,846,050	4,851,450	5,019,449	4,933,849	0	33,029	0	33,029	103,273	5,070,150	(224,100)	0	(224,100)	181,093	04/30/2031	2.B FE
..000000-00-0	BOPHO 4 D - CDO	B	06/10/2024	Direct		5,101,662	5,119,200	4,549,899	4,940,601	0	274,014	0	274,014	(279,800)	4,934,814	166,848	0	166,848	165,747	12/16/2030	1.F FE
..000000-00-0	PREEM HOLDING AB (PUBL)		06/01/2024	Paydown		23,643	0	0	0	0	22,716	0	22,716	22,716	927	0	927	0	0	06/30/2027	4.B FE
..000780-PA-8	AMAC 2003-13 A4 - CMO/RMBS		06/01/2024	Paydown		7,324	7,324	7,434	7,334	0	(10)	0	(10)	0	7,324	0	0	0	168	01/25/2034	1.A FM
..000797-AA-8	ACE 2007-HE5 A1 - RMBS		06/25/2024	Paydown		33,129	33,129	11,751	33,363	0	(234)	0	(234)	0	33,129	0	0	0	352	07/25/2037	1.A FM
..000797-AB-6	ACE 2007-HE5 A2A - RMBS		06/25/2024	Paydown		14,215	14,215	6,037	14,206	0	9	0	9	0	14,215	0	0	0	95	07/25/2037	1.A FM
..000797-AC-4	ACE 2007-HE5 A2B - RMBS		06/25/2024	Paydown		13,713	13,713	5,824	13,706	0	7	0	7	0	13,713	0	0	0	91	07/25/2037	1.A FM
..000797-AD-2	ACE 2007-HE5 A2C - RMBS		06/25/2024	Paydown		17,213	17,213	7,310	17,205	0	8	0	8	0	17,213	0	0	0	114	07/25/2037	1.A FM
..000797-AE-0	ACE 2007-HE5 A2D - RMBS		06/25/2024	Paydown		8,840	8,840	3,843	8,841	0	(1)	0	(1)	0	8,840	0	0	0	59	07/25/2037	1.A FM
..00105H-EJ-1	AFC 2000-2 1A - RMBS		06/25/2024	Paydown		53,766	53,766	49,337	53,047	0	719	0	719	0	53,766	0	0	0	1,132	06/25/2030	1.A FM
..00109A-AB-3	AES PANAMA GENERATION HOLDINGS S DE RL	C	05/31/2024	Paydown		20,357	20,357	20,357	20,357	0	0	0	0	0	20,357	0	0	0	445	05/31/2030	3.A FE
..00110X-AA-2	AFN 211 A1 - ABS		06/20/2024	Paydown		15,450	15,450	13,207	13,692	0	1,758	0	1,758	0	15,450	0	0	0	171	05/20/2051	1.A FE
..00110X-AB-0	AFN 211 A2 - ABS		06/20/2024	Paydown		1,545	1,545	1,287	1,320	0	225	0	225	0	1,545	0	0	0	22	05/20/2051	1.A FE
..00176A-BE-4	AMMC 11RRR AR3 - CDO		04/30/2024	Paydown		122,792	122,792	115,277	118,664	0	4,128	0	4,128	0	122,792	0	0	0	1,124	04/30/2031	1.A FE
..00177L-AA-8	AMMC 24 A - CDO	C	04/23/2024			4,004,000	4,000,000	3,999,200	0	0	3	0	3	0	3,999,203	0	4,797	4,797	70,705	01/22/2035	1.A FE
..00206R-HA-3	AT&T INC		04/18/2024	SECURITIES, INC.		3,589	4,000	3,975	3,978	0	0	0	0	0	3,978	0	(389)	(389)	90	11/15/2046	2.B FE
..00214C-BF-1	ASG 2013-2 230 - CMO/RMBS		06/01/2024	Paydown		38,122	38,122	21,455	37,668	0	454	0	454	0	38,122	0	0	0	639	11/25/2035	5.B GI

E05.5

STATEMENT AS OF JUNE 30, 2024 OF THE Reliance Standard Life Insurance Company

SCHEDULE D - PART 4

Show All Long-Term Bonds and Stock Sold, Redeemed or Otherwise Disposed of During the Current Quarter

1	2	3	4	5	6	7	8	9	10	Change In Book/Adjusted Carrying Value					16	17	18	19	20	21	22
										11	12	13	14	15							
CUSIP Identification	Description	Foreign	Disposal Date	Name of Purchaser	Number of Shares of Stock	Consideration	Par Value	Actual Cost	Prior Year Book/Adjusted Carrying Value	Unrealized Valuation Increase/(Decrease)	Current Year's (Amortization)/Accretion	Current Year's Other Than Temporary Impairment Recognized	Total Change in Book/Adjusted Carrying Value (11 + 12 - 13)	Total Foreign Exchange Change in Book /Adjusted Carrying Value	Book/Adjusted Carrying Value at Disposal Date	Foreign Exchange Gain (Loss) on Disposal	Realized Gain (Loss) on Disposal	Total Gain (Loss) on Disposal	Bond Interest/Stock Dividends Received During Year	Stated Contractual Maturity Date	NAIC Designation, NAIC Designation Modifier and SVO Administrative Symbol
..00249*-AA-9	EQUITABLE FINANCIAL LIFE INSURANCE COMPA		05/30/2024	Direct		1,950	1,950	818	1,913	0	37	0	37	0	1,950	0	0	0	0	03/01/2032	1.E
..00249*-AD-3	EQUITABLE FINANCIAL LIFE INSURANCE COMPA		06/11/2024	Direct		1,915	1,915	1,325	1,873	0	42	0	42	0	1,915	0	0	0	0	12/05/2026	1.E
..00249*-AE-1	EQUITABLE FINANCIAL LIFE INSURANCE COMPA		06/11/2024	Direct		2,583	2,583	1,513	2,525	0	57	0	57	0	2,583	0	0	0	0	12/05/2026	1.E
..00253X-AA-9	AADVANTAGE LOYALTY IP LTD		04/20/2024	Paydown		166,667	166,667	165,000	165,514	0	1,153	0	1,153	0	166,667	0	0	0	0	04/20/2026	3.A FE
..00255U-AA-3	AASET 2020-1 A - ABS		06/15/2024	Paydown		19,666	19,666	19,495	19,579	0	87	0	87	0	19,666	0	0	0	0	01/17/2040	2.A FE
..002824-BG-4	ABBOTT LABORATORIES		04/23/2024	GOLDMAN		124,138	130,000	129,168	129,384	0	11	0	11	0	129,395	0	(5,257)	(5,257)	2,487	11/30/2036	1.D FE
..00287Y-CB-3	ABBVIE INC		04/23/2024	Various		82,894	100,000	108,037	107,403	0	(52)	0	(52)	0	107,351	0	(24,457)	(24,457)	1,735	11/21/2049	1.G FE
..00287Y-CY-3	ABBVIE INC		04/23/2024	GOLDMAN		74,759	80,000	90,918	88,626	0	(212)	0	(212)	0	88,414	0	(13,655)	(13,655)	2,224	03/15/2035	1.G FE
..00289L-AA-3	ATLANTICA TRANSMISSION SUR SA	C	04/30/2024	Paydown		10,920	10,920	11,151	11,094	0	(174)	0	(174)	0	10,920	0	0	0	0	04/30/2043	2.C FE
..00441T-AE-3	ACE 2006-HE3 A2D - RMBS		06/25/2024	Paydown		10,836	10,836	6,877	8,755	0	2,081	0	2,081	0	10,836	0	0	0	0	06/25/2036	1.A FM
..004421-CT-8	ACE 2006-NC1 M4 - RMBS		06/25/2024	Paydown		11,838	11,838	8,001	11,756	0	81	0	81	0	11,838	0	0	0	0	07/25/2033	1.A FM
..004421-NY-5	ACE 2005-RM2 M6 - RMBS		05/28/2024	Paydown		14,395	14,395	9,299	12,579	0	1,816	0	1,816	0	14,395	0	0	0	0	06/25/2035	1.A FM
..004421-VE-0	ACE 2006-SL1 A - RMBS		04/25/2024	Paydown		1,276	1,276	654	1,289	0	(13)	0	(13)	0	1,276	0	0	0	0	09/25/2035	3.A FM
..004421-VE-0	ACE 2006-SL1 A - RMBS		06/25/2024	Paydown		3,007	3,007	1,695	3,036	0	(29)	0	(29)	0	3,007	0	0	0	0	09/25/2035	1.A FM
..004421-VE-0	ACE 2006-SL1 A - RMBS		06/25/2024	Paydown		2,007	2,007	1,028	2,028	0	(21)	0	(21)	0	2,007	0	0	0	0	09/25/2035	2.C FM
..004422-AE-1	ACE 2006-ASAP5 A2C - RMBS		06/25/2024	Paydown		94,416	94,416	37,151	94,211	0	205	0	205	0	94,416	0	0	0	0	10/25/2036	1.A FM
..004422-AF-8	ACE 2006-ASAP5 A2D - RMBS		06/25/2024	Paydown		4,454	4,454	2,078	4,449	0	6	0	6	0	4,454	0	0	0	0	14/25/2036	1.A FM
..00442B-AA-9	ACE 2006-HE4 A1 - RMBS		06/25/2024	Paydown		9,977	9,977	6,260	9,995	0	(19)	0	(19)	0	9,977	0	0	0	0	10/25/2036	1.A FM
..00442B-AB-7	ACE 2006-HE4 A2A - RMBS		06/25/2024	Paydown		12,318	12,318	6,996	12,330	0	(12)	0	(12)	0	12,318	0	0	0	0	10/25/2036	1.A FM
..00442G-AA-8	ACE 2007-HE3 A1 - RMBS		06/25/2024	Paydown		26,254	26,254	8,787	26,300	0	(46)	0	(46)	0	26,254	0	0	0	0	01/25/2037	1.A FM
..00442G-AB-6	ACE 2007-HE3 A2A - RMBS		06/25/2024	Paydown		9,785	9,785	2,079	9,814	0	(29)	0	(29)	0	9,785	0	0	0	0	01/25/2037	1.A FM
..00442G-AC-4	ACE 2007-HE3 A2B - RMBS		06/25/2024	Paydown		11,647	11,647	2,475	11,683	0	(36)	0	(36)	0	11,647	0	0	0	0	01/25/2037	1.A FM
..00442G-AD-2	ACE 2007-HE3 A2C - RMBS		06/25/2024	Paydown		8,373	8,373	1,854	8,403	0	(30)	0	(30)	0	8,373	0	0	0	0	01/25/2037	1.A FM
..00442G-AE-0	ACE 2007-HE3 A2D - RMBS		06/25/2024	Paydown		79,684	79,684	10,932	79,941	0	(257)	0	(257)	0	79,684	0	0	0	0	01/25/2037	1.A FM
..00442K-AC-5	ACE 2007-IM2 A2B - RMBS		06/25/2024	Paydown		16,190	16,190	9,035	16,183	0	7	0	7	0	16,190	0	0	0	0	02/25/2037	1.A FM
..00442L-AA-7	ACE 2007-HE4 A1 - RMBS		06/25/2024	Paydown		35,591	35,591	7,997	35,677	0	(86)	0	(86)	0	35,591	0	0	0	0	05/25/2037	1.A FM
..00442L-AB-5	ACE 2007-HE4 A2A - RMBS		06/25/2024	Paydown		1,490	1,490	335	1,495	0	(5)	0	(5)	0	1,490	0	0	0	0	05/25/2037	1.A FM
..00442L-AC-3	ACE 2007-HE4 A2B - RMBS		06/25/2024	Paydown		6,485	6,485	1,457	6,506	0	(21)	0	(21)	0	6,485	0	0	0	0	05/25/2037	1.A FM
..00442L-AD-1	ACE 2007-HE4 A2C - RMBS		06/25/2024	Paydown		3,745	3,745	879	3,759	0	(14)	0	(14)	0	3,745	0	0	0	0	05/25/2037	1.A FM
..00442L-AE-9	ACE 2007-HE4 A2D - RMBS		06/25/2024	Paydown		2,012	2,012	472	2,020	0	(8)	0	(8)	0	2,012	0	0	0	0	05/25/2037	1.A FM
..007034-AJ-0	ARMT 2006-2 3A1 - CMO/RMBS		06/18/2024	Various		1,039,563	1,367,259	907,518	801,440	0	49,217	0	49,217	0	850,657	0	188,906	188,906	44,657	05/25/2036	1.A FM
..007036-BB-6	ARMT 2005-1 CB1 - CMO/RMBS		06/01/2024	Paydown		156,612	148,675	127,426	155,843	0	769	0	769	0	156,612	0	0	0	0	05/25/2035	1.A FM
..007036-BJ-2	ARMT 2005-10 331 - CMO/RMBS		05/01/2024	Paydown		50	50	43	49	0	1	0	1	0	50	0	0	0	0	01/25/2036	1.A FM
..007037-AE-4	ARMT 2007-1 51 - CMO/RMBS		06/25/2024	Paydown		8,947	7,834	5,924	8,873	0	74	0	74	0	8,947	0	0	0	0	03/25/2037	1.A FM
..007037-BJ-2	ARMT 2007-1 531 - RMBS		06/25/2024	Paydown		68,868	60,294	65,729	67,405	0	1,463	0	1,463	0	68,868	0	0	0	0	03/25/2037	1.A FM
..00703A-AD-9	ARMT 2007-2 2A1 - RMBS		06/25/2024	Paydown		14,874	14,811	18,365	14,660	0	214	0	214	0	14,874	0	0	0	0	06/25/2037	1.A FM
..00703R-AE-0	ARMT 2007-3 2A1 - CMO/RMBS		06/01/2024	Paydown		18,136	15,161	7,941	17,455	0	682	0	682	0	18,136	0	0	0	0	11/25/2037	1.A FM
..00764M-DH-7	AABST 2004-5 M2 - RMBS		06/25/2024	Paydown		14,418	14,418	10,521	12,259	0	2,159	0	2,159	0	14,418	0	0	0	0	12/25/2034	1.A FM
..00764M-GH-4	AABST 2005-4 M2 - RMBS		06/25/2024	Paydown		25,484	25,484	17,067	22,912	0	2,572	0	2,572	0	25,484	0	0	0	0	10/25/2035	1.A FM
..007944-AF-8	ADVENTIST HEALTH SYSTEM/WEST		05/16/2024	J P MORGAN SECURITIES		232,112	260,000	260,000	260,000	0	0	0	0	0	260,000	0	(27,888)	(27,888)	5,522	03/01/2029	2.A FE
..007944-AK-7	ADVENTIST HEALTH SYSTEM/WEST		06/04/2024	Various		7,024,080	7,000,000	7,000,000	7,000,000	0	0	0	0	0	7,000,000	0	24,080	24,080	12,953	12/01/2034	2.A FE
..00909D-AA-1	AIRCANADA PASS THROUGH TRUST 2020-2A		04/01/2024	Paydown		7,543	7,543	7,467	7,482	0	61	0	61	0	7,543	0	0	0	0	10/01/2030	1.F FE
..013822-AE-1	ALCOA NEDERLAND HOLDING BV	C	04/29/2024	CROSS TRADE		245,938	250,000	250,000	250,000	0	0	0	0	0	250,000	0	(4,063)	(4,063)	5,156	12/15/2027	3.A FE
..019576-AA-5	ALLIED UNIVERSAL HOLDCO LLC		05/13/2024	Direct		55,361	57,000	60,776	57,513	0	(371)	0	(371)	0	57,142	0	(1,780)	(1,780)	4,777	07/15/2026	4.C FE
..020018-AE-3	ALLSTATE LIFE INSURANCE COMPANY OF NEW Y		06/11/2024	Direct		2,400	2,400	1,365	2,341	0	59	0	59	0	2,400	0	0	0	0	03/15/2025	2.A
..020018-AH-6	ALLSTATE LIFE INSURANCE COMPANY OF NEW Y		06/03/2024	Direct		1,158	1,158	517	1,142	0	16	0	16	0	1,158	0	0	0	0	07/30/2033	2.A

STATEMENT AS OF JUNE 30, 2024 OF THE Reliance Standard Life Insurance Company

SCHEDULE D - PART 4

Show All Long-Term Bonds and Stock Sold, Redeemed or Otherwise Disposed of During the Current Quarter

1	2	3	4	5	6	7	8	9	10	Change In Book/Adjusted Carrying Value					16	17	18	19	20	21	22	
										11	12	13	14	15								
CUSIP Identification	Description	Foreign	Disposal Date	Name of Purchaser	Number of Shares of Stock	Consideration	Par Value	Actual Cost	Prior Year Book/Adjusted Carrying Value	Unrealized Valuation Increase/(Decrease)	Current Year's (Amortization)/Accretion	Current Year's Other Than Temporary Impairment Recognized	Total Change in Book/Adjusted Carrying Value (11 + 12 - 13)	Total Foreign Exchange Change in Book /Adjusted Carrying Value	Book/Adjusted Carrying Value at Disposal Date	Foreign Exchange Gain (Loss) on Disposal	Realized Gain (Loss) on Disposal	Total Gain (Loss) on Disposal	Bond Interest/Stock Dividends Received During Year	Stated Contractual Maturity Date	NAIC Designation, NAIC Designation Modifier and SVO Administrative Symbol	
..02001@-AJ-2	ALLSTATE LIFE INSURANCE COMPANY OF NEW Y		06/20/2024	Direct		900	900	565	880	0	20	0	20	0	900	0	0	0	0	0	12/22/2027	2.A
..02001@-AM-5	ALLSTATE LIFE INSURANCE COMPANY OF NEW Y		06/17/2024	Direct		2,554	2,554	1,358	2,500	0	54	0	54	0	2,554	0	0	0	0	0	09/15/2028	2.A
..02001@-AQ-6	ALLSTATE LIFE INSURANCE COMPANY OF NEW Y		06/10/2024	Direct		3,009	3,009	1,195	2,974	0	35	0	35	0	3,009	0	0	0	0	0	01/09/2043	2.A
..02001@-AR-4	ALLSTATE LIFE INSURANCE COMPANY OF NEW Y		06/17/2024	Direct		1,650	1,650	993	1,620	0	30	0	30	0	1,650	0	0	0	0	0	10/17/2031	2.A
..02001@-AT-0	ALLSTATE LIFE INSURANCE COMPANY OF NEW Y		06/17/2024	Direct		6,918	6,918	3,250	6,783	0	135	0	135	0	6,918	0	0	0	0	0	11/19/2030	2.A
..02001@-AU-7	ALLSTATE LIFE INSURANCE COMPANY OF NEW Y		06/17/2024	Direct		6,000	6,000	3,651	5,856	0	144	0	144	0	6,000	0	0	0	0	0	08/18/2025	2.A
..02001@-AX-1	ALLSTATE LIFE INSURANCE COMPANY OF NEW Y		06/06/2024	Direct		766	766	466	750	0	16	0	16	0	766	0	0	0	0	1	01/07/2029	2.A
..02001@-AY-9	ALLSTATE LIFE INSURANCE COMPANY OF NEW Y		06/10/2024	Direct		3,248	3,248	1,579	3,199	0	49	0	49	0	3,248	0	0	0	0	0	03/12/2035	2.A
..02001@-AZ-6	ALLSTATE LIFE INSURANCE COMPANY OF NEW Y		05/14/2024	Maturity @ 100.00		34,000	34,000	20,814	33,205	0	795	0	795	0	34,000	0	0	0	0	0	05/14/2024	2.A
..02003@-AG-6	EVERLAKE LIFE INSURANCE COMPANY - CMO		06/26/2024	Direct		1,159	1,159	412	1,139	0	21	0	21	0	1,159	0	0	0	0	0	08/27/2035	1.D
..02003@-AN-1	EVERLAKE LIFE INSURANCE COMPANY - CMO		06/04/2024	Direct		1,122	1,122	618	1,099	0	23	0	23	0	1,122	0	0	0	0	0	12/01/2028	1.D
..02003@-AT-8	EVERLAKE LIFE INSURANCE COMPANY - CMO		06/25/2024	Direct		1,444	1,444	800	1,410	0	34	0	34	0	1,444	0	0	0	0	0	04/22/2028	1.D
..02003@-AU-5	EVERLAKE LIFE INSURANCE COMPANY - CMO		06/13/2024	Direct		2,402	2,402	1,144	2,355	0	47	0	47	0	2,402	0	0	0	0	0	02/15/2030	1.D
..02003@-AV-3	EVERLAKE LIFE INSURANCE COMPANY - CMO		06/27/2024	Direct		300	300	100	296	0	4	0	4	0	300	0	0	0	0	0	11/26/2039	1.D
..02003@-BA-8	EVERLAKE LIFE INSURANCE COMPANY - CMO		06/05/2024	Direct		900	900	471	884	0	16	0	16	0	900	0	0	0	0	0	06/01/2033	1.D
..02003@-BB-6	EVERLAKE LIFE INSURANCE COMPANY - CMO		06/04/2024	Direct		1,050	1,050	643	1,027	0	23	0	23	0	1,050	0	0	0	0	0	05/01/2027	1.D
..02003@-BE-0	EVERLAKE LIFE INSURANCE COMPANY - CMO		06/24/2024	Direct		1,031	1,031	568	1,009	0	22	0	22	0	1,031	0	0	0	0	0	07/18/2031	1.D
..02003@-BF-7	EVERLAKE LIFE INSURANCE COMPANY - CMO		06/04/2024	Direct		1,050	1,050	652	1,027	0	23	0	23	0	1,050	0	0	0	0	0	08/01/2027	1.D
..02003@-BH-3	EVERLAKE LIFE INSURANCE COMPANY - CMO		05/31/2024	Direct		6,720	6,720	3,255	6,599	0	121	0	121	0	6,720	0	0	0	0	0	06/01/2031	1.D
..02003@-BJ-9	EVERLAKE LIFE INSURANCE COMPANY - CMO		06/28/2024	Direct		5,944	5,944	2,302	5,835	0	109	0	109	0	5,944	0	0	0	0	0	05/25/2033	1.D
..02003@-BK-6	EVERLAKE LIFE INSURANCE COMPANY - CMO		06/18/2024	Direct		2,263	2,263	1,102	2,213	0	49	0	49	0	2,263	0	0	0	0	0	03/16/2028	1.D
..02003@-BM-2	EVERLAKE LIFE INSURANCE COMPANY - CMO		06/20/2024	Direct		1,235	1,235	719	1,207	0	28	0	28	0	1,235	0	0	0	0	0	12/01/2027	1.D
..02003@-BR-1	EVERLAKE LIFE INSURANCE COMPANY - CMO		06/11/2024	Direct		1,500	1,500	920	1,471	0	29	0	29	0	1,500	0	0	0	0	0	01/13/2028	1.D
..02003@-BT-7	EVERLAKE LIFE INSURANCE COMPANY - CMO		04/28/2024	Maturity @ 100.00		40,000	40,000	21,199	39,139	0	861	0	861	0	40,000	0	0	0	0	0	04/28/2024	1.D
..02003@-BU-4	EVERLAKE LIFE INSURANCE COMPANY - CMO		06/05/2024	Direct		450	450	263	441	0	9	0	9	0	450	0	0	0	0	0	01/01/2029	1.D
..02003@-BX-8	EVERLAKE LIFE INSURANCE COMPANY - CMO		06/07/2024	Direct		1,455	1,455	809	1,427	0	28	0	28	0	1,455	0	0	0	0	0	05/05/2031	1.D
..02003@-BY-6	EVERLAKE LIFE INSURANCE COMPANY - CMO		06/11/2024	Direct		1,656	1,656	754	1,625	0	31	0	31	0	1,656	0	0	0	0	0	01/10/2031	1.D
..02003@-CB-5	EVERLAKE LIFE INSURANCE COMPANY - CMO		06/04/2024	Direct		1,500	1,500	802	1,467	0	33	0	33	0	1,500	0	0	0	0	0	11/05/2025	1.D
..02003@-CC-3	EVERLAKE LIFE INSURANCE COMPANY - CMO		06/05/2024	Direct		3,600	3,600	1,426	3,548	0	52	0	52	0	3,600	0	0	0	0	0	10/02/2036	1.D
..02003@-CF-6	EVERLAKE LIFE INSURANCE COMPANY - CMO		06/11/2024	Direct		2,767	2,767	1,632	2,705	0	62	0	62	0	2,767	0	0	0	0	0	12/11/2025	1.D
..02003@-CN-9	EVERLAKE LIFE INSURANCE COMPANY - CMO		05/31/2024	Direct		2,400	2,400	1,336	2,355	0	45	0	45	0	2,400	0	0	0	0	0	12/01/2030	1.D
..02003@-CP-4	EVERLAKE LIFE INSURANCE COMPANY - CMO		06/11/2024	Direct		1,566	1,566	1,053	1,532	0	34	0	34	0	1,566	0	0	0	0	0	01/10/2026	1.D
..02003@-CQ-2	EVERLAKE LIFE INSURANCE COMPANY - CMO		06/13/2024	Direct		1,825	1,825	1,083	1,793	0	32	0	32	0	1,825	0	0	0	0	0	12/10/2031	1.D
..02003@-CS-8	EVERLAKE LIFE INSURANCE COMPANY - CMO		06/04/2024	Direct		6,727	6,727	4,096	6,614	0	113	0	113	0	6,727	0	0	0	0	0	03/01/2031	1.D
..02003@-CU-3	EVERLAKE LIFE INSURANCE COMPANY - CMO		06/05/2024	Direct		1,050	1,050	569	1,031	0	19	0	19	0	1,050	0	0	0	0	0	04/03/2031	1.D
..02003@-CV-1	EVERLAKE LIFE INSURANCE COMPANY - CMO		05/31/2024	Direct		2,154	2,154	1,171	2,117	0	38	0	38	0	2,154	0	0	0	0	0	04/01/2031	1.D
..02003@-CW-9	EVERLAKE LIFE INSURANCE COMPANY - CMO		06/05/2024	Direct		1,500	1,500	539	1,477	0	23	0	23	0	1,500	0	0	0	0	0	11/01/2037	1.D
..02003@-CX-7	EVERLAKE LIFE INSURANCE COMPANY - CMO		06/17/2024	Direct		2,096	2,096	921	2,064	0	32	0	32	0	2,096	0	0	0	0	0	12/18/2039	1.D
..02003@-DD-0	EVERLAKE LIFE INSURANCE COMPANY - CMO		06/05/2024	Direct		4,185	4,185	1,584	4,128	0	57	0	57	0	4,185	0	0	0	0	0	09/01/2038	1.D
..02003@-DE-8	EVERLAKE LIFE INSURANCE COMPANY - CMO		06/13/2024	Direct		2,446	2,446	1,610	2,383	0	63	0	63	0	2,446	0	0	0	0	0	12/15/2025	1.D
..02003@-DG-3	EVERLAKE LIFE INSURANCE COMPANY - CMO		05/31/2024	Direct		1,500	1,500	866	1,471	0	29	0	29	0	1,500	0	0	0	0	0	12/01/2030	1.D
..02003@-DH-1	EVERLAKE LIFE INSURANCE COMPANY - CMO		06/05/2024	Direct		513	513	235	502	0	10	0	10	0	513	0	0	0	0	0	12/03/2034	1.D
..02003@-DN-8	EVERLAKE LIFE INSURANCE COMPANY - CMO		05/31/2024	Direct		2,586	2,586	1,512	2,537	0	49	0	49	0	2,586	0	0	0	0	0	12/01/2029	1.D
..02003@-DP-3	EVERLAKE LIFE INSURANCE COMPANY - CMO		06/07/2024	Direct		1,312	1,312	881	1,283	0	29	0	29	0	1,312	0	0	0	0	0	08/03/2024	1.D
..02003@-DV-0	EVERLAKE LIFE INSURANCE COMPANY - CMO		05/31/2024	Direct		2,148	2,148	763	2,119	0	29	0	29	0	2,148	0	0	0	0	0	12/01/2041	1.D
..02003@-DZ-1	EVERLAKE LIFE INSURANCE COMPANY - CMO		06/10/2024	Direct		1,802	1,802	916	1,774	0	28	0	28	0	1,802	0	0	0	0	0	12/09/2043	1.D

STATEMENT AS OF JUNE 30, 2024 OF THE Reliance Standard Life Insurance Company

SCHEDULE D - PART 4

Show All Long-Term Bonds and Stock Sold, Redeemed or Otherwise Disposed of During the Current Quarter

1	2	3	4	5	6	7	8	9	10	Change In Book/Adjusted Carrying Value					16	17	18	19	20	21	22
										11	12	13	14	15							
CUSIP Identification	Description	Foreign	Disposal Date	Name of Purchaser	Number of Shares of Stock	Consideration	Par Value	Actual Cost	Prior Year Book/Adjusted Carrying Value	Unrealized Valuation Increase/(Decrease)	Current Year's (Amortization)/Accretion	Current Year's Other Than Temporary Impairment Recognized	Total Change in Book/Adjusted Carrying Value (11 + 12 - 13)	Total Foreign Exchange Change in Book /Adjusted Carrying Value	Book/Adjusted Carrying Value at Disposal Date	Foreign Exchange Gain (Loss) on Disposal	Realized Gain (Loss) on Disposal	Total Gain (Loss) on Disposal	Bond Interest/Stock Dividends Received During Year	Stated Contractual Maturity Date	NAIC Designation, NAIC Designation Modifier and SVO Administrative Symbol
..02003@EA-5	EVERLAKE LIFE INSURANCE COMPANY - CMO		06/17/2024	Direct		7,500	7,500	3,904	7,331	0	169	0	169	0	7,500	0	0	0	0	07/15/2027	1.D
..02003@EC-1	EVERLAKE LIFE INSURANCE COMPANY - CMO		06/05/2024	Direct		1,737	1,737	1,012	1,699	0	38	0	38	0	1,737	0	0	0	0	07/01/2026	1.D
..02003@EG-2	EVERLAKE LIFE INSURANCE COMPANY - CMO		05/31/2024	Direct		1,230	1,230	737	1,206	0	24	0	24	0	1,230	0	0	0	0	08/28/2028	1.D
..02003@EK-3	EVERLAKE LIFE INSURANCE COMPANY - CMO		05/31/2024	Direct		600	600	351	589	0	11	0	11	0	600	0	0	0	0	12/01/2030	1.D
..02003@EN-7	EVERLAKE LIFE INSURANCE COMPANY - CMO		06/11/2024	Direct		792	792	549	773	0	20	0	20	0	792	0	0	0	0	07/12/2024	1.D
..02003@ES-6	EVERLAKE LIFE INSURANCE COMPANY - CMO		05/31/2024	Direct		1,835	1,835	1,219	1,798	0	37	0	37	0	1,835	0	0	0	0	06/01/2026	1.D
..02003@ET-4	EVERLAKE LIFE INSURANCE COMPANY - CMO		06/04/2024	Direct		1,350	1,350	768	1,326	0	24	0	24	0	1,350	0	0	0	0	12/02/2030	1.D
..02003@EU-1	EVERLAKE LIFE INSURANCE COMPANY - CMO		06/05/2024	Direct		3,288	3,288	1,097	3,253	0	35	0	35	0	3,288	0	0	0	0	06/01/2037	1.D
..02003@EV-9	EVERLAKE LIFE INSURANCE COMPANY - CMO		06/05/2024	Direct		3,450	3,450	2,331	3,387	0	63	0	63	0	3,450	0	0	0	0	01/01/2028	1.D
..02003@EW-7	EVERLAKE LIFE INSURANCE COMPANY - CMO		05/06/2024	Maturity @ 100.00		90,000	90,000	51,107	88,053	0	1,947	0	1,947	0	90,000	0	0	0	0	05/06/2024	1.D
..02003@FA-4	EVERLAKE LIFE INSURANCE COMPANY - CMO		06/05/2024	Direct		1,500	1,500	949	1,469	0	31	0	31	0	1,500	0	0	0	0	07/01/2026	1.D
..02003@FB-2	EVERLAKE LIFE INSURANCE COMPANY - CMO		06/26/2024	Direct		10,868	10,868	6,306	10,668	0	201	0	201	0	10,868	0	0	0	0	11/01/2033	1.D
..02003@FC-0	EVERLAKE LIFE INSURANCE COMPANY - CMO		06/05/2024	Direct		3,318	3,318	1,368	3,280	0	38	0	38	0	3,318	0	0	0	0	01/03/2040	1.D
..02003@FF-3	EVERLAKE LIFE INSURANCE COMPANY - CMO		06/10/2024	Direct		7,506	7,506	4,777	7,385	0	121	0	121	0	7,506	0	0	0	0	05/06/2031	1.D
..02124T-AA-1	ALT-2 STRUCTURED TRUST		05/14/2024	Paydown		11,701	11,701	11,628	11,646	0	56	0	56	0	11,701	0	0	0	173	05/14/2031	5.B GI
..02146B-AB-2	CIWALT 2006-0A7 1A2 - RMBS		06/01/2024	Paydown		15,906	15,906	14,063	14,063	0	1,843	0	1,843	0	15,906	0	0	0	287	06/25/2046	1.A FM
..02146T-AL-1	CIWALT 2006-24CB A11 - CMO/RMBS		06/01/2024	Paydown		11,019	11,019	9,036	11,023	0	(4)	0	(4)	0	11,019	0	0	0	244	08/25/2036	1.A FM
..02146T-AR-8	CIWALT 2006-24CB A16 - CMO/RMBS		06/01/2024	Paydown		13,032	13,032	10,686	13,059	0	(27)	0	(27)	0	13,032	0	0	0	289	08/25/2036	1.A FM
..02146V-AC-6	CIWALT 2006-30T1 1A3 - CMO/RMBS		06/01/2024	Paydown		4,572	4,572	3,186	4,569	0	2	0	2	0	4,572	0	0	0	118	11/25/2036	1.A FM
..02147C-AB-9	CIWALT 2006-0A8 1A2 - RMBS		06/25/2024	Paydown		2,019	5,045	2,899	(2,636)	4,647	7	0	4,654	0	2,019	0	0	0	111	07/25/2046	6. FM
..02147P-BX-1	CIWALT 2006-29T1 223 - CMO/RMBS		06/25/2024	Paydown		3,318	3,905	5,975	3,358	0	(40)	0	(40)	0	3,318	0	0	0	127	10/25/2036	1.A FM
..02147Q-AQ-5	CIWALT 2006-19CB A15 - CMO/RMBS		06/01/2024	Paydown		4,847	5,015	3,070	1,420	0	3,595	0	3,595	0	5,015	0	0	0	125	08/25/2036	1.A FM
..02148B-AC-8	CIWALT 2006-33CB 2A1 - CMO/RMBS		06/01/2024	Paydown		10,645	14,878	11,700	10,579	0	66	0	66	0	10,645	0	0	0	362	11/25/2036	1.A FM
..02149C-AC-5	CIWALT 2006-41CB 1A3 - CMO/RMBS		06/01/2024	Paydown		4,210	6,657	4,626	1,589	0	2,621	0	2,621	0	4,210	0	0	0	147	01/26/2037	1.A FM
..02150D-AB-1	CIWALT 2007-0A4 A2 - RMBS		06/25/2024	Paydown		9,903	19,053	5,228	10,046	0	(144)	0	(144)	0	9,903	0	0	0	395	05/25/2047	5.B FM
..02150N-AY-9	CIWALT 2007-AL1 XP - CMO/RMBS		06/01/2024	Paydown		2,431	75,886	1,820	2,398	34	(1)	0	33	0	2,431	0	0	0	11	06/25/2037	6. FE
..02150Q-AK-2	CIWALT 2007-HY4 4A1 - CMO/RMBS		06/01/2024	Paydown		373	373	131	0	0	373	0	373	0	373	0	0	0	7	06/25/2037	1.A FM
..02151C-BK-1	CIWALT 2007-15CB A25 - CMO/RMBS		06/01/2024	Paydown		1,241	1,082	563	224	0	586	0	586	0	810	0	432	432	27	07/25/2037	1.A FM
..02151C-BK-1	CIWALT 2007-15CB A25 - CMO/RMBS		06/01/2024	Paydown		3,824	3,335	2,555	3,795	0	29	0	29	0	3,824	0	0	0	84	07/25/2037	4.B FM
..02151F-AH-2	CIWALT 2007-21CB 2A2 - CMO/RMBS		06/25/2024	Paydown		10,526	10,531	8,847	8,846	0	1,680	0	1,680	0	10,526	0	0	0	368	09/25/2037	5.A FM
..02152A-AG-4	CIWALT 2007-16CB 1A7 - CMO/RMBS		06/01/2024	Paydown		8,027	6,652	11,588	11,537	0	50	0	50	0	11,588	0	0	0	194	08/25/2037	1.A FM
..02152A-BS-7	CIWALT 2007-16CB 4A7 - CMO/RMBS		06/01/2024	Paydown		10,626	9,221	8,299	10,586	0	40	0	40	0	10,626	0	0	0	215	08/25/2037	1.A FM
..02364H-BE-4	AMERICA MOVIL SAB DE CV	C	05/10/2024	Direct		194,477	230,000	208,909	209,385	0	249	0	249	0	209,634	0	(15,158)	(15,158)	8,330	07/16/2042	2.A FE
..023765-AA-8	AMERICAN AIRLINES 2016-2 PASS THROUGH TR		06/15/2024	Paydown		2,250	2,250	2,115	2,159	0	91	0	91	0	2,250	0	0	0	36	12/15/2029	1.G FE
..02376A-AA-7	AMERICAN AIRLINES 2017-2 PASS THROUGH TR		04/15/2024	Paydown		2,706	2,706	2,699	2,701	0	5	0	5	0	2,706	0	0	0	45	04/15/2031	1.F FE
..02639#-AE-1	AMERICAN GENERAL LIFE INSURANCE COMPANY		06/28/2024	Direct		2,000	2,000	994	1,956	0	44	0	44	0	2,000	0	0	0	0	12/01/2029	1.F
..02639#-AG-6	AMERICAN GENERAL LIFE INSURANCE COMPANY		06/28/2024	Direct		7,936	7,936	3,483	7,738	0	198	0	198	0	7,936	0	0	0	0	04/01/2026	1.F
..02639#-AK-7	AMERICAN GENERAL LIFE INSURANCE COMPANY		06/28/2024	Direct		4,000	4,000	1,480	3,923	0	77	0	77	0	4,000	0	0	0	0	01/01/2033	1.F
..02639#-AM-3	AMERICAN GENERAL LIFE INSURANCE COMPANY		06/24/2024	Direct		1,892	1,892	939	1,843	0	49	0	49	0	1,892	0	0	0	0	07/25/2027	1.F
..02639#-AN-1	AMERICAN GENERAL LIFE INSURANCE COMPANY		06/27/2024	Direct		551	367	190	539	0	12	0	12	0	551	0	0	0	0	03/28/2033	1.F
..02639#-AP-6	AMERICAN GENERAL LIFE INSURANCE COMPANY		06/28/2024	Direct		2,200	2,200	756	2,169	0	31	0	31	0	2,200	0	0	0	0	04/01/2038	1.F
..02639#-AS-0	AMERICAN GENERAL LIFE INSURANCE COMPANY		06/27/2024	Direct		1,220	1,220	646	1,191	0	29	0	29	0	1,220	0	0	0	0	04/30/2030	1.F
..02639#-AU-5	AMERICAN GENERAL LIFE INSURANCE COMPANY		06/28/2024	Direct		4,000	4,000	1,800	3,922	0	78	0	78	0	4,000	0	0	0	0	08/01/2030	1.F
..02639#-AW-1	AMERICAN GENERAL LIFE INSURANCE COMPANY		06/28/2024	Direct		35,371	35,371	18,089	34,577	0	794	0	794	0	35,371	0	0	0	0	11/01/2026	1.F
..02639#-AY-7	AMERICAN GENERAL LIFE INSURANCE COMPANY		06/07/2024	Direct		10,382	10,382	5,699	10,182	0	200	0	200	0	10,382	0	0	0	0	07/10/2029	1.F
..02639#-AZ-4	AMERICAN GENERAL LIFE INSURANCE COMPANY		06/12/2024	Direct		900	900	578	882	0	18	0	18	0	900	0	0	0	0	12/15/2029	1.F

E05.8

STATEMENT AS OF JUNE 30, 2024 OF THE Reliance Standard Life Insurance Company

SCHEDULE D - PART 4

Show All Long-Term Bonds and Stock Sold, Redeemed or Otherwise Disposed of During the Current Quarter

1	2	3	4	5	6	7	8	9	10	Change In Book/Adjusted Carrying Value					16	17	18	19	20	21	22
										11	12	13	14	15							
CUSIP Identification	Description	Foreign	Disposal Date	Name of Purchaser	Number of Shares of Stock	Consideration	Par Value	Actual Cost	Prior Year Book/Adjusted Carrying Value	Unrealized Valuation Increase/(Decrease)	Current Year's (Amortization)/Accretion	Current Year's Other Than Temporary Impairment Recognized	Total Change in Book/Adjusted Carrying Value (11 + 12 - 13)	Total Foreign Exchange Change in Book /Adjusted Carrying Value	Book/Adjusted Carrying Value at Disposal Date	Foreign Exchange Gain (Loss) on Disposal	Realized Gain (Loss) on Disposal	Total Gain (Loss) on Disposal	Bond Interest/Stock Dividends Received During Year	Stated Contractual Maturity Date	NAIC Designation, NAIC Designation Modifier and SVO Administrative Symbol
..02639#-BE-0	AMERICAN GENERAL LIFE INSURANCE COMPANY		06/24/2024	Direct		3,360	3,360	1,831	3,277	0	83	0	83	0	3,360	0	0	0	0	07/25/2027	1.F
..02639#-BF-7	AMERICAN GENERAL LIFE INSURANCE COMPANY		06/27/2024	Direct		1,189	1,189	446	1,167	0	22	0	22	0	1,189	0	0	0	0	04/30/2036	1.F
..02639#-BG-5	AMERICAN GENERAL LIFE INSURANCE COMPANY		06/12/2024	Direct		1,200	1,200	651	1,176	0	24	0	24	0	1,200	0	0	0	(13)	09/15/2031	1.F
..02639#-BH-3	AMERICAN GENERAL LIFE INSURANCE COMPANY		06/12/2024	Direct		225	225	113	127	0	98	0	98	0	225	0	0	0	0	12/15/2029	1.F
..02639#-BJ-9	AMERICAN GENERAL LIFE INSURANCE COMPANY		06/18/2024	Direct		1,181	1,181	659	1,157	0	24	0	24	0	1,181	0	0	0	0	06/22/2029	1.F
..02639#-BM-2	AMERICAN GENERAL LIFE INSURANCE COMPANY		06/05/2024	Direct		3,500	3,500	1,812	3,444	0	56	0	56	0	3,500	0	0	0	0	11/08/2034	1.F
..02639#-BQ-3	AMERICAN GENERAL LIFE INSURANCE COMPANY		06/28/2024	Direct		1,700	1,700	519	1,679	0	21	0	21	0	1,700	0	0	0	0	01/01/2039	1.F
..02639#-BS-9	AMERICAN GENERAL LIFE INSURANCE COMPANY		06/12/2024	Direct		1,800	1,800	796	1,769	0	31	0	31	0	1,800	0	0	0	(10)	09/15/2031	1.F
..02639#-BT-7	AMERICAN GENERAL LIFE INSURANCE COMPANY		06/28/2024	Direct		11,168	11,168	5,812	10,960	0	208	0	208	0	11,168	0	0	0	0	12/01/2034	1.F
..02639#-BV-2	AMERICAN GENERAL LIFE INSURANCE COMPANY		06/28/2024	Direct		1,252	1,252	772	1,220	0	32	0	32	0	1,252	0	0	0	0	06/01/2027	1.F
..02639#-BX-8	AMERICAN GENERAL LIFE INSURANCE COMPANY		06/05/2024	Direct		2,700	2,700	1,559	2,640	0	60	0	60	0	2,700	0	0	0	0	10/08/2027	1.F
..02639#-BY-6	AMERICAN GENERAL LIFE INSURANCE COMPANY		06/28/2024	Direct		2,708	2,708	1,682	2,649	0	60	0	60	0	2,708	0	0	0	0	12/01/2028	1.F
..02639#-BZ-3	AMERICAN GENERAL LIFE INSURANCE COMPANY		06/28/2024	Direct		8,800	8,800	5,175	8,619	0	181	0	181	0	8,800	0	0	0	0	12/01/2030	1.F
..02639#-CB-5	AMERICAN GENERAL LIFE INSURANCE COMPANY		06/28/2024	Direct		1,020	1,020	644	995	0	25	0	25	0	1,020	0	0	0	0	06/01/2027	1.F
..02639#-CC-3	AMERICAN GENERAL LIFE INSURANCE COMPANY		06/28/2024	Direct		1,502	1,502	914	1,464	0	38	0	38	0	1,502	0	0	0	0	06/01/2027	1.F
..02639#-CD-1	AMERICAN GENERAL LIFE INSURANCE COMPANY		06/12/2024	Direct		900	900	485	477	0	23	0	23	0	900	0	0	0	0	09/10/2024	1.F
..02639#-CE-9	AMERICAN GENERAL LIFE INSURANCE COMPANY		06/28/2024	Direct		2,382	2,382	1,512	2,325	0	57	0	57	0	2,382	0	0	0	0	06/01/2027	1.F
..02639#-CH-2	AMERICAN GENERAL LIFE INSURANCE COMPANY		06/28/2024	Direct		4,052	4,052	1,922	3,957	0	95	0	95	0	4,052	0	0	0	0	12/01/2027	1.F
..02639#-CJ-8	AMERICAN GENERAL LIFE INSURANCE COMPANY		06/12/2024	Direct		150	150	66	147	0	3	0	3	0	150	0	0	0	0	03/15/2030	1.F
..02639#-CK-5	AMERICAN GENERAL LIFE INSURANCE COMPANY		06/28/2024	Direct		10,756	10,756	4,695	10,601	0	155	0	155	0	10,756	0	0	0	0	09/01/2041	1.F
..02639#-CL-3	AMERICAN GENERAL LIFE INSURANCE COMPANY		06/28/2024	Direct		2,737	2,737	1,672	2,675	0	62	0	62	0	2,737	0	0	0	0	02/01/2027	1.F
..02639#-CM-1	AMERICAN GENERAL LIFE INSURANCE COMPANY		06/28/2024	Direct		1,518	1,518	975	1,483	0	35	0	35	0	1,518	0	0	0	0	06/01/2027	1.F
..02639#-CN-4	AMERICAN GENERAL LIFE INSURANCE COMPANY		06/12/2024	Direct		9,000	9,000	4,475	8,865	0	135	0	135	0	9,000	0	0	0	0	09/15/2036	1.F
..02639#-CO-2	AMERICAN GENERAL LIFE INSURANCE COMPANY		06/17/2024	Direct		2,550	2,550	902	2,514	0	36	0	36	0	2,550	0	0	0	0	12/21/2039	1.F
..02639#-CP-0	AMERICAN GENERAL LIFE INSURANCE COMPANY		06/28/2024	Direct		1,692	1,692	1,022	1,652	0	40	0	40	0	1,692	0	0	0	0	02/01/2027	1.F
..02639#-CQ-6	AMERICAN GENERAL LIFE INSURANCE COMPANY		06/12/2024	Direct		4,620	4,620	1,802	4,568	0	52	0	52	0	4,620	0	0	0	0	10/15/2042	1.F
..02639#-CR-3	AMERICAN GENERAL LIFE INSURANCE COMPANY		06/24/2024	Direct		1,140	1,140	665	1,111	0	29	0	29	0	1,140	0	0	0	0	07/25/2027	1.F
..02639#-CS-1	AMERICAN GENERAL LIFE INSURANCE COMPANY		06/12/2024	Direct		1,650	1,650	1,028	1,608	0	42	0	42	0	1,650	0	0	0	0	12/15/2027	1.F
..02639#-CT-6	AMERICAN GENERAL LIFE INSURANCE COMPANY		06/12/2024	Direct		1,050	1,050	676	1,027	0	23	0	23	0	1,050	0	0	0	0	02/15/2027	1.F
..02639#-CU-9	AMERICAN GENERAL LIFE INSURANCE COMPANY		04/15/2024	Direct		1,230	1,230	839	1,203	0	27	0	27	0	1,230	0	0	0	0	04/15/2024	1.F
..02639#-CV-5	AMERICAN GENERAL LIFE INSURANCE COMPANY		06/12/2024	Direct		300	300	121	295	0	5	0	5	0	300	0	0	0	0	02/15/2033	1.F
..02639#-CW-8	AMERICAN GENERAL LIFE INSURANCE COMPANY		06/12/2024	Direct		2,400	2,400	1,127	2,365	0	35	0	35	0	2,400	0	0	0	0	03/15/2033	1.F
..02639#-CX-4	AMERICAN GENERAL LIFE INSURANCE COMPANY		06/27/2024	Direct		10,000	10,000	5,438	9,801	0	199	0	199	0	10,000	0	0	0	0	10/01/2027	1.F
..02639#-CY-5	AMERICAN GENERAL LIFE INSURANCE COMPANY		06/14/2024	Direct		1,200	1,200	632	1,182	0	18	0	18	0	1,200	0	0	0	0	01/18/2036	1.F
..02639#-CZ-2	AMERICAN GENERAL LIFE INSURANCE COMPANY		06/12/2024	Direct		5,836	5,836	3,189	5,739	0	97	0	97	0	5,836	0	0	0	0	04/15/2033	1.F
..02639#-DA-8	AMERICAN GENERAL LIFE INSURANCE COMPANY		04/12/2024	Maturity @ 100.00		40,000	40,000	25,811	39,321	0	679	0	679	0	40,000	0	0	0	0	04/12/2024	1.F
..02639#-DB-1	AMERICAN GENERAL LIFE INSURANCE COMPANY		06/17/2024	Direct		5,342	5,342	3,357	5,249	0	94	0	94	0	5,342	0	0	0	0	10/20/2030	1.F
..02640*-AA-0	AMERICAN GENERAL LIFE INSURANCE COMPANY		06/14/2024	Direct		6,189	6,189	2,548	6,089	0	100	0	100	0	6,189	0	0	0	0	10/16/2036	1.F
..02645@-AB-1	AMERICAN GENERAL LIFE INSURANCE COMPANY		06/12/2024	Direct		980	980	424	954	0	26	0	26	0	980	0	0	0	0	12/15/2029	1.F
..02645@-AC-9	AMERICAN GENERAL LIFE INSURANCE COMPANY		06/12/2024	Direct		980	980	496	956	0	24	0	24	0	980	0	0	0	0	12/15/2029	1.F
..02645@-AD-7	AMERICAN GENERAL LIFE INSURANCE COMPANY		06/28/2024	Direct		927	927	612	908	0	19	0	19	0	927	0	0	0	0	07/01/2029	1.F
..02660B-AA-0	AHMA 2007-1 A1 - RMBS		04/01/2024	Paydown		16,520	16,520	7,347	16,554	0	(33)	0	(33)	0	16,520	0	0	0	220	02/25/2047	1.A FM
..02660T-BF-9	AHM 2004-2 M1 - RMBS		06/25/2024	Paydown		8,309	8,309	5,201	7,319	0	990	0	990	0	8,309	0	0	0	0	02/25/2044	1.A FM
..02660T-BQ-5	AHM 2004-3 6A1 - CMO/RMBS		06/01/2024	Paydown		1,250	1,250	1,139	1,160	0	90	0	90	0	1,250	0	0	0	23	10/25/2034	1.A FM
..02660T-EL-3	AHM 2005-2B 1A2 - RMBS		06/25/2024	Paydown		2,261	2,261	1,707	2,248	0	12	0	12	0	2,261	0	0	0	40	09/25/2045	1.F FM
..02660T-GA-5	AHM 2005-3 2A4 - RMBS		06/01/2024	Paydown		49,386	49,386	21,272	49,319	0	68	0	68	0	49,386	0	0	0	384	09/25/2035	1.A FM

STATEMENT AS OF JUNE 30, 2024 OF THE Reliance Standard Life Insurance Company

SCHEDULE D - PART 4

Show All Long-Term Bonds and Stock Sold, Redeemed or Otherwise Disposed of During the Current Quarter

1	2	3	4	5	6	7	8	9	10	Change In Book/Adjusted Carrying Value					16	17	18	19	20	21	22
										11	12	13	14	15							
CUSIP Identification	Description	Foreign	Disposal Date	Name of Purchaser	Number of Shares of Stock	Consideration	Par Value	Actual Cost	Prior Year Book/Adjusted Carrying Value	Unrealized Valuation Increase/(Decrease)	Current Year's (Amortization)/Accretion	Current Year's Other Than Temporary Impairment Recognized	Total Change in Book/Adjusted Carrying Value (11 + 12 - 13)	Total Foreign Exchange Change in Book /Adjusted Carrying Value	Book/Adjusted Carrying Value at Disposal Date	Foreign Exchange Gain (Loss) on Disposal	Realized Gain (Loss) on Disposal	Total Gain (Loss) on Disposal	Bond Interest/Stock Dividends Received During Year	Stated Contractual Maturity Date	NAIC Designation, NAIC Designation Modifier and SVO Administrative Symbol
..02660T-GP-2	AHM 2005-4 1A2 - RMBS		06/25/2024	Paydown		138,138	377,285	354,412	136,430	0	1,708	0	1,708	0	138,138	0	0	0	9,005	11/25/2045	5.C FM
..02660T-GW-7	AHM 2005-4 5A - RMBS		06/01/2024	Paydown		3,348	3,348	1,586	716	0	2,632	0	2,632	0	3,348	0	0	0	24	11/25/2045	1.A FM
..02660T-HZ-9	AHM 2006-1 1A2 - CMO/RMBS		06/25/2024	Paydown		11,015	45,780	50,110	2,250	10,202	(1,583)	(146)	8,765	0	11,015	0	0	0	2,428	03/25/2046	6. FM
..02660V-AE-8	AHMA 2005-1 311 - RMBS		06/25/2024	Paydown		4,465	4,465	2,771	4,413	0	52	0	52	0	4,465	0	0	0	61	11/25/2035	4.A FM
..02660V-AY-4	AHMA 2005-2 1A1 - CMO/RMBS		06/25/2024	Paydown		11,984	11,985	7,607	11,712	0	272	0	272	0	11,984	0	0	0	257	01/25/2036	1.A FM
..02660W-AD-8	AHMA 2006-1 2A2 - CMO/RMBS		06/25/2024	Paydown		7,078	221,879	96,791	4,335	0	2,743	0	2,743	0	7,078	0	0	0	4,613	05/25/2046	1.A FM
..026929-AB-5	AHM 2006-3 112 - RMBS		06/25/2024	Paydown		24,929	15,845	11,371	24,609	0	320	0	320	0	24,929	0	0	0	305	12/25/2046	1.A FM
..026929-AB-5	AHM 2006-3 112 - RMBS		06/25/2024	Paydown		45,761	29,086	29,943	45,672	0	89	0	89	0	45,761	0	0	0	559	12/25/2046	3.C FM
..026935-AC-0	AHMA 2007-3 12A - RMBS		06/25/2024	Paydown		2,325	2,317	1,228	2,283	0	42	0	42	0	2,325	0	0	0	19	06/25/2037	1.A FM
..030981-AL-8	AMERIGAS PARTNERS LP		04/18/2024	ML		114,150	120,000	132,900	126,166	0	(571)	0	(571)	0	125,596	0	(11,446)	(11,446)	2,913	05/20/2027	4.A FE
..03328L-AE-2	ANCHC 4-R C - CDO	C	05/20/2024	Paydown		250,000	250,000	238,000	239,295	0	10,705	0	10,705	0	250,000	0	0	0	10,366	01/28/2031	1.F FE
..03328L-AG-7	ANCHC 4-R D - CDO	C	05/20/2024	Paydown		900,000	900,000	828,000	866,102	0	33,898	0	33,898	0	900,000	0	0	0	41,069	01/28/2031	2.C FE
..03328Q-BG-5	ANCHC 6 DRR - CDO	C	04/22/2024	Paydown		250,000	250,000	250,000	250,000	0	0	0	0	0	250,000	0	0	0	11,898	07/15/2030	2.C FE
..033295-AA-4	ANCHF 14 A - CDO	C	04/22/2024	CROSS TRADE		222,500	250,000	250,000	250,000	0	0	0	0	0	250,000	0	(27,500)	(27,500)	3,813	01/23/2040	1.A FE
..03329J-AJ-6	ANCHC 25 D - CDO	C	06/13/2024	Various		10,516,250	10,500,000	10,420,000	2,500,000	0	975	0	975	0	10,420,975	0	95,275	95,275	249,112	04/20/2035	2.A FE
..035240-AQ-3	ANHEUSER-BUSCH INBEV WORLDWIDE INC		04/16/2024	Various		648,644	660,000	657,921	658,826	0	59	0	59	0	658,885	0	(10,241)	(10,241)	22,755	01/23/2029	1.G FE
..03690E-AA-6	ANTERO MIDSTREAM PARTNERS LP		05/16/2024	Direct		50,985	50,000	53,625	51,355	0	(370)	0	(370)	0	50,985	0	0	0	1,980	05/15/2026	3.C FE
..03755F-AA-5	JFIN 171R AFR - CDO		04/24/2024	Paydown		399,151	399,151	391,368	0	0	7,783	0	7,783	0	399,151	0	0	0	4,578	04/24/2029	1.A FE
..03764D-AL-5	AP1D X11 DR - CDO	C	04/25/2024	STONEX FINANCIAL INC		999,000	1,000,000	972,250	588,375	0	1,263	0	1,263	0	979,138	0	19,862	19,862	36,282	04/15/2031	2.C FE
..03770F-AA-6	AASET 141R AR - ABS		06/17/2024	Paydown		12,209	12,209	12,570	12,297	0	(87)	0	(87)	0	12,209	0	0	0	197	01/15/2043	5.B GI
..038779-AB-0	ARBYS 2020-1 A2 - RMBS		04/30/2024	Paydown		250	250	231	0	0	19	0	19	0	250	0	0	0	2	08/01/2050	2.C FE
..040104-RF-0	ARSI 2006-W1 A2C - RMBS		06/25/2024	Paydown		25,665	25,665	16,229	25,335	0	329	0	329	0	25,665	0	0	0	388	03/25/2036	1.A FM
..040104-RG-8	ARSI 2006-W1 A2D - RMBS		06/25/2024	Paydown		19,112	29,775	29,401	29,401	0	375	0	375	0	29,775	0	0	0	450	03/25/2036	1.A FM
..040104-SS-1	ARSI 2006-W3 A2D - RMBS		06/25/2024	Paydown		50,623	50,623	19,996	50,713	0	(89)	0	(89)	0	50,623	0	0	0	145	04/25/2036	3.B FM
..04012M-AA-7	ARSI 2006-M1 A2D - RMBS		06/25/2024	Paydown		18,673	18,673	5,238	18,674	0	(1)	0	(1)	0	18,673	0	0	0	66	07/25/2036	1.A FM
..04012M-AP-4	ARSI 2006-M1 A2B - RMBS		06/25/2024	Paydown		4,876	4,876	1,632	4,881	0	(5)	0	(5)	0	4,876	0	0	0	17	07/25/2036	1.A FM
..04012M-AQ-2	ARSI 2006-M1 A2C - RMBS		06/25/2024	Paydown		20,322	20,322	5,437	20,293	0	29	0	29	0	20,322	0	0	0	72	07/25/2036	1.A FM
..04012X-AA-3	ARSI 2006-W5 A1 - RMBS		06/25/2024	Paydown		37,608	37,608	20,485	37,294	0	314	0	314	0	37,608	0	0	0	377	06/25/2036	1.A FM
..04012X-AD-7	ARSI 2006-W5 A2C - RMBS		06/25/2024	Paydown		11,353	11,353	3,686	11,357	0	(4)	0	(4)	0	11,353	0	0	0	42	06/25/2036	1.A FM
..04015N-AL-8	ARES XXXVII CR - CDO	C	06/18/2024	Paydown		1,000,000	1,000,000	959,000	962,291	0	37,709	0	37,709	0	1,000,000	0	0	0	56,438	10/15/2030	2.C FE
..04015W-BJ-2	ARES XXXIX DR2 - CDO	C	06/21/2024	Paydown		1,000,000	1,000,000	1,000,000	1,000,000	0	0	0	0	0	1,000,000	0	0	0	61,429	04/18/2031	2.C FE
..04016V-AC-9	ARES 47 A2 - CDO	C	04/17/2024	BNP PARIBAS, S.A.		2,002,000	2,000,000	1,996,000	0	0	80	0	80	0	1,996,080	0	5,920	5,920	35,126	04/15/2030	1.A FE
..04017W-AJ-1	ARES LIV D - CDO	C	05/03/2024	Paydown		190,000	190,000	189,763	189,767	0	233	0	233	0	190,000	0	0	0	10,095	10/15/2032	2.C FE
..04017W-AS-1	ARES 54R DR - CDO	C	04/26/2024	SG AMERICAS SECURITIES, LLC		2,005,000	2,000,000	2,000,000	0	0	0	0	0	2,000,000	0	5,000	5,000	0	10/15/2032	2.C FE	
..04541G-AT-9	ABSLB 2000-LB1 M1F - RMBS		06/01/2024	Paydown		13,911	13,911	25,249	13,442	0	470	0	470	0	13,911	0	0	0	385	09/21/2030	1.A FM
..04542B-BG-1	ABFC 2004-AHL1 M1 - RMBS		06/25/2024	Paydown		1,267	1,267	937	1,117	0	150	0	150	0	1,267	0	0	0	18	09/25/2033	1.A FM
..04542B-BH-7	ABFC 2004-OP4 M1 - RMBS		06/25/2024	Paydown		19,438	19,438	16,516	17,829	0	1,609	0	1,609	0	19,438	0	0	0	608	02/25/2034	1.A FM
..04542B-BM-0	ABFC 2005-HE2 M4 - RMBS		06/25/2024	Various		380,342	418,332	284,412	308,612	0	7,863	0	7,863	0	316,475	0	63,866	63,866	7,839	06/25/2035	1.A FM
..04542B-BQ-1	ABFC 2005-OP1 M2 - RMBS		06/25/2024	Paydown		155,941	155,941	50,778	113,200	0	42,741	0	42,741	0	155,941	0	0	0	2,186	05/25/2035	1.A FM
..04544T-AE-1	ABSHE 2007-HE2 A5 - RMBS		06/25/2024	Paydown		26,538	26,538	13,435	13,838	0	12,700	0	12,700	0	26,538	0	0	0	273	05/25/2037	1.A FM
..048677-AB-4	ATLANTIC MARINE CORPS CINTYS LLC		06/01/2024	Paydown		744	744	675	0	0	69	0	69	0	744	0	0	0	20	12/01/2050	1.G FE
..05259*-AA-5	AUTO-OWNERS LIFE INSURANCE COMPANY - CMO		04/15/2024	Direct		11,054	11,054	6,598	11,667	0	(612)	0	(612)	0	11,054	0	0	0	0	04/11/2029	1.D
..053332-BG-6	AUTOZONE INC		05/02/2024	CITIGROUP GLOBAL MARKETS, INC		1,035,960	1,000,000	999,050	999,086	0	66	0	66	0	999,152	0	36,808	36,808	33,160	11/01/2028	2.B FE
..053332-BH-4	AUTOZONE INC		05/02/2024	DEUTSCHE BANK SECURITIES, INC.		1,066,280	1,000,000	997,370	997,411	0	76	0	76	0	997,488	0	68,792	68,792	34,751	11/01/2033	2.B FE
..05384*-AA-9	AVIVA LIFE INSURANCE COMPANY - CMO		06/13/2024	Direct		1,500	1,500	770	1,469	0	31	0	31	0	1,500	0	0	0	0	10/10/2028	1.E

E05.10

STATEMENT AS OF JUNE 30, 2024 OF THE Reliance Standard Life Insurance Company

SCHEDULE D - PART 4

Show All Long-Term Bonds and Stock Sold, Redeemed or Otherwise Disposed of During the Current Quarter

1	2	3	4	5	6	7	8	9	10	Change In Book/Adjusted Carrying Value					16	17	18	19	20	21	22	
										11	12	13	14	15								
CUSIP Identification	Description	Foreign	Disposal Date	Name of Purchaser	Number of Shares of Stock	Consideration	Par Value	Actual Cost	Prior Year Book/Adjusted Carrying Value	Unrealized Valuation Increase/(Decrease)	Current Year's (Amortization)/Accretion	Current Year's Other Than Temporary Impairment Recognized	Total Change in Book/Adjusted Carrying Value (11 + 12 - 13)	Total Foreign Exchange Change in Book /Adjusted Carrying Value	Book/Adjusted Carrying Value at Disposal Date	Foreign Exchange Gain (Loss) on Disposal	Realized Gain (Loss) on Disposal	Total Gain (Loss) on Disposal	Bond Interest/Stock Dividends Received During Year	Stated Contractual Maturity Date	NAIC Designation, NAIC Designation Modifier and SVO Administrative Symbol	
..05384@-AC-7	ATHENE ANNUITY AND LIFE COMPANY - CMO		06/26/2024	Direct		675	675	303	661	0	14	0	14	0	675	0	0	0	0	0	05/19/2030	1.E
..05384@-AD-5	ATHENE ANNUITY AND LIFE COMPANY - CMO		06/07/2024	Direct		1,053	1,053	562	1,033	0	20	0	20	0	1,053	0	0	0	0	0	05/01/2032	1.E
..05384@-AE-3	ATHENE ANNUITY AND LIFE COMPANY - CMO		06/07/2024	Direct		747	747	289	736	0	11	0	11	0	747	0	0	0	0	0	01/01/2034	1.E
..05384@-AF-0	ATHENE ANNUITY AND LIFE COMPANY - CMO		06/26/2024	Direct		2,000	2,000	1,144	1,951	0	49	0	49	0	2,000	0	0	0	0	0	10/20/2024	1.E
..05384@-AH-6	ATHENE ANNUITY AND LIFE COMPANY - CMO		06/13/2024	Direct		5,700	5,700	3,340	5,577	0	123	0	123	0	5,700	0	0	0	0	0	10/10/2028	1.E
..05384@-AL-7	ATHENE ANNUITY AND LIFE COMPANY - CMO		06/07/2024	Direct		2,025	2,025	1,149	1,987	0	38	0	38	0	2,025	0	0	0	0	0	03/02/2032	1.E
..05384@-AP-8	ATHENE ANNUITY AND LIFE COMPANY - CMO		06/26/2024	Direct		1,125	1,125	555	1,103	0	22	0	22	0	1,125	0	0	0	0	0	05/19/2030	1.E
..05384@-AQ-6	ATHENE ANNUITY AND LIFE COMPANY - CMO		06/25/2024	Direct		1,200	1,200	518	1,181	0	19	0	19	0	1,200	0	0	0	0	0	04/15/2036	1.E
..05384@-AS-2	ATHENE ANNUITY AND LIFE COMPANY - CMO		06/07/2024	Direct		4,032	4,032	2,235	3,928	0	104	0	104	0	4,032	0	0	0	0	0	12/01/2029	1.E
..05384@-AT-0	ATHENE ANNUITY AND LIFE COMPANY - CMO		06/13/2024	Direct		1,500	1,500	886	1,466	0	34	0	34	0	1,500	0	0	0	0	0	10/10/2028	1.E
..05384@-AV-5	ATHENE ANNUITY AND LIFE COMPANY - CMO		06/07/2024	Direct		2,564	2,564	1,215	2,520	0	44	0	44	0	2,564	0	0	0	0	0	12/01/2030	1.E
..05386@-AB-7	ATHENE LIFE INSURANCE COMPANY OF NEW YOR		06/24/2024	Direct		13,566	13,566	6,334	13,316	0	250	0	250	0	13,566	0	0	0	0	0	11/13/2032	1.E
..05401A-AH-4	AVOLON HOLDINGS FUNDING LTD	C	04/18/2024	FENNER & SMITH INC.		456,445	470,000	469,441	469,872	0	33	0	33	0	469,905	0	(13,460)	(13,460)	9,121	02/15/2025	2.C FE	
..054561-AN-5	EQUITABLE HOLDINGS INC		06/20/2024	Call @ 95.05		1,766,029	1,858,000	1,858,000	1,858,000	0	0	0	0	0	1,858,000	0	(91,971)	(91,971)	0	02/15/2029	1.G FE	
..05529D-AE-2	BCAPB 2007-AB1 A5 - RMBS		06/01/2024	Paydown		19,497	19,497	9,269	19,597	0	(100)	0	(100)	0	19,497	0	0	0	196	03/25/2037	1.A FM	
..05530W-AE-7	BCAP 2007-AA4 3A1 - CMO/RMBS		06/01/2024	Paydown		2,019	2,019	1,805	2,017	0	2	0	2	0	2,019	0	0	0	34	06/25/2047	1.A FM	
..05533W-AF-1	BCAP 2011-RR3 1A6 - CMO/RMBS	C	04/01/2024	Paydown		11,467	11,467	12	11,467	0	0	0	0	0	11,467	0	0	0	0	05/27/2037	1.A FM	
..05555A-AD-7	BBCMS 2024-C26 A5 - CMBS		05/13/2024	BARCLAYS CAPITAL INC		2,329,893	2,250,000	2,317,372	0	0	0	0	0	0	2,317,372	0	12,521	12,521	8,015	05/17/2057	1.A FE	
..05565S-AA-2	BNSF RAILWAY CO - ABS		04/01/2024	Various		16,827	16,834	18,476	17,011	0	(183)	0	(183)	0	16,827	0	0	0	474	04/01/2024	1.B FE	
..055682-AA-6	BNCMT 2006-1 A1 - RMBS		06/25/2024	Paydown		47,445	47,445	28,216	47,067	0	378	0	378	0	47,445	0	0	0	685	10/25/2036	1.A FM	
..055682-AC-2	BNCMT 2006-1 A3 - RMBS		06/25/2024	Paydown		24,194	24,194	13,670	22,951	0	1,243	0	1,243	0	24,194	0	0	0	297	10/25/2036	1.A FM	
..055683-AD-8	BNCMT 2006-2 A4 - RMBS		06/25/2024	Paydown		10,239	10,239	8,648	9,385	0	853	0	853	0	10,239	0	0	0	123	11/25/2036	1.A FM	
..05568Q-AA-3	BNCMT 2007-3 A1 - RMBS		06/25/2024	Paydown		129,368	129,368	88,578	109,062	0	20,305	0	20,305	0	129,368	0	0	0	2,058	07/25/2037	1.A FM	
..05593F-AK-4	BMO 2023-C7 C - CMBS		05/13/2024	BMO CAPITAL MARKETS		1,836,611	1,750,000	1,680,132	1,680,269	0	1,629	0	1,629	0	1,681,898	0	154,713	154,713	57,639	12/15/2056	1.A	
..05598S-AL-9	BMO 2023-C6 C - CMBS		05/14/2024	BAY CREST PARTNERS LLC		2,565,625	2,500,000	2,519,531	0	0	(508)	0	(508)	0	2,519,024	0	46,601	46,601	64,341	09/15/2056	1.G FE	
..05610A-AE-8	BX 22FOX2 C - CMBS		06/15/2024	Paydown		80,659	80,659	78,617	0	0	2,042	0	2,042	0	80,659	0	0	0	460	04/15/2036	1.G FE	
..05610Q-AH-6	BMO 2023-5C2 C - CMBS		05/13/2024	BAY CREST PARTNERS LLC		2,058,125	2,000,000	1,803,976	1,808,199	0	11,954	0	11,954	0	1,820,153	0	237,972	237,972	66,994	11/17/2056	1.G FE	
..056162-AU-4	BABSN 2015-I DR - CDO	C	04/23/2024	SMBC SECURITIES INC SG AMERICAS SECURITIES, LLC		3,000,000	3,000,000	2,964,000	0	0	662	0	662	0	2,964,662	0	35,338	35,338	64,074	01/20/2031	2.B FE	
..05684D-AW-3	BCC 201R DR - CDO	C	04/18/2024	DEUTSCHE BANK SECURITIES, INC.		4,018,000	4,000,000	4,000,000	0	0	0	0	0	4,000,000	0	18,000	18,000	0	0	04/18/2033	2.C FE	
..05684N-AC-5	BCC 223 A2 - CDO	C	04/25/2024	DEUTSCHE BANK SECURITIES, INC.		1,503,165	1,500,000	1,499,850	0	0	1	0	1	0	1,499,851	0	3,314	3,314	30,327	07/17/2035	1.A FE	
..05766G-AC-1	BOBA 212 A2 - CDO	C	04/25/2024	SECURITIES, INC.		3,004,680	3,000,000	2,998,500	0	0	(150)	0	(150)	0	2,998,350	0	6,330	6,330	57,003	01/20/2035	1.A FE	
..05849B-AZ-9	BALL CORP		05/02/2024	GS		74,906	75,000	75,000	75,000	0	0	0	0	75,000	0	(94)	(94)	4,438	06/15/2029	3.A FE		
..059469-AE-6	BOAA 2006-7 A5 - RMBS		06/01/2024	Paydown		119	119	49	0	0	0	0	0	119	0	0	0	0	1	10/25/2036	1.A FM	
..05946X-2E-2	BAFC 2005-8 4A9 - CMO/RMBS		06/01/2024	Paydown		8,438	10,416	9,197	9,171	0	(734)	0	(734)	0	8,438	0	0	0	250	01/25/2036	4.B FM	
..05946X-S3-8	BAFC 2005-7 2A6 - CMO/RMBS		06/01/2024	Paydown		17,652	18,523	16,393	15,640	0	2,012	0	2,012	0	17,652	0	0	0	444	11/25/2035	1.A FM	
..059475-AF-0	BOAA 2007-2 2A1 - CMO/RMBS		06/01/2024	Paydown		4,948	10,133	6,877	4,864	0	84	0	84	0	4,949	0	(1)	(1)	253	06/25/2037	1.A FM	
..05949Y-AA-6	BOAMS 2006-1 A1 - CMO/RMBS		06/01/2024	Paydown		522	801	632	516	0	6	0	6	0	522	0	0	0	19	05/25/2036	1.A FM	
..05950A-AC-0	BOAA 2006-4 1A3 - CMO/RMBS		06/01/2024	Paydown		510	908	676	504	0	6	0	6	0	510	0	0	0	23	05/27/2036	1.A FM	
..05950A-AE-6	BOAA 2006-4 1A5 - CMO/RMBS		06/01/2024	Paydown		476	847	623	470	0	6	0	6	0	476	0	0	0	21	05/27/2036	1.A FM	
..05951F-AE-4	BAFC 2007-1 T3B - RMBS		06/01/2024	Paydown		25,194	24,637	22,666	25,113	0	81	0	81	0	25,194	0	0	0	511	01/25/2037	1.A FM	
..059523-AU-4	BAFC 2007-5 6A1 - CMO/RMBS		06/01/2024	Paydown		4	4	2	3	0	1	0	1	0	4	0	0	0	0	0	07/25/2037	1.A FM
..059526-AC-7	BAFC 2007-6 A2 - RMBS		06/25/2024	Paydown		14,048	14,048	10,747	11,403	0	2,645	0	2,645	0	14,048	0	0	0	255	07/25/2037	1.A FM	
..05952F-AA-1	BOAMS 2007-2 A1 - CMO/RMBS		06/25/2024	Paydown		5,012	9,698	6,045	4,956	0	56	0	56	0	5,012	0	0	0	214	05/25/2037	1.A FM	

E05.11

STATEMENT AS OF JUNE 30, 2024 OF THE Reliance Standard Life Insurance Company

SCHEDULE D - PART 4

Show All Long-Term Bonds and Stock Sold, Redeemed or Otherwise Disposed of During the Current Quarter

1	2	3	4	5	6	7	8	9	10	Change In Book/Adjusted Carrying Value					16	17	18	19	20	21	22
										11	12	13	14	15							
CUSIP Identification	Description	Foreign	Disposal Date	Name of Purchaser	Number of Shares of Stock	Consideration	Par Value	Actual Cost	Prior Year Book/Adjusted Carrying Value	Unrealized Valuation Increase/(Decrease)	Current Year's (Amortization)/Accretion	Current Year's Other Than Temporary Impairment Recognized	Total Change in Book/Adjusted Carrying Value (11 + 12 - 13)	Total Foreign Exchange Change in Book /Adjusted Carrying Value	Book/Adjusted Carrying Value at Disposal Date	Foreign Exchange Gain (Loss) on Disposal	Realized Gain (Loss) on Disposal	Total Gain (Loss) on Disposal	Bond Interest/Stock Dividends Received During Year	Stated Contractual Maturity Date	NAIC Designation, NAIC Designation Modifier and SVO Administrative Symbol
..05966E-AY-8	BAFC 2010-R6 4A5 - CMO/RMBS		06/01/2024	Paydown		11,083	11,083	9,697	11,092	0	(9)	0	(9)	0	11,083	0	0	0	256	07/26/2035	1.A FM
..06050A-AD-5	BOAA 2006-8 1A4 - CMO/RMBS		06/25/2024	Paydown		11,935	16,155	9,446	11,677	0	258	0	258	0	11,935	0	0	0	382	11/25/2036	1.A FM
..06051G-HT-9	BANK OF AMERICA CORP		06/20/2024			966,440	1,000,000	1,000,000	1,000,000	0	0	0	0	0	1,000,000	0	(33,560)	(33,560)	23,529	04/23/2027	1.E FE
..06051G-KC-2	BANK OF AMERICA CORP		04/23/2024	GOLDMAN		78,510	100,000	100,000	100,000	0	0	0	0	0	100,000	0	(21,490)	(21,490)	1,475	09/21/2036	2.A FE
..06051G-KY-4	BANK OF AMERICA CORP		04/18/2024	J P MORGAN SECURITIES		95,368	100,000	100,000	100,000	0	0	0	0	0	100,000	0	(4,632)	(4,632)	3,761	07/22/2033	1.G FE
..06744D-AA-7	BARC 22NQM1 A1 - CMO/RMBS		06/01/2024	Paydown		196,525	196,525	188,927	189,066	0	7,460	0	7,460	0	196,525	0	0	0	3,819	07/25/2052	1.A FE
..06849R-AK-8	BARRICK NORTH AMERICA FINANCE LLC		06/04/2024	MORGAN STANLEY CO		2,035,800	2,000,000	2,118,776	2,101,289	0	(1,309)	0	(1,309)	0	2,099,980	0	(64,180)	(64,180)	68,361	05/01/2043	2.A FE
..07274N-AJ-2	BAYER US FINANCE II LLC		04/30/2024	HSBC SECURITIES		1,457,325	1,500,000	1,497,165	1,499,174	0	136	0	136	0	1,499,310	0	(41,985)	(41,985)	24,260	12/15/2025	2.B FE
..07384M-BF-4	BSARM 2004-12 1A1 - CMO/RMBS		06/01/2024	Paydown		88	88	40	82	0	7	0	7	0	88	0	0	0	2	02/25/2035	1.A FM
..07384M-K2-7	BSARM 2004-1 21A - CMO/RMBS		06/01/2024	Paydown		5,905	5,905	4,251	4,409	0	1,495	0	1,495	0	5,905	0	0	0	136	04/25/2034	1.A FM
..07384M-VR-0	BSARM 2003-04 3A1 - CMO/RMBS		06/01/2024	Paydown		1,544	1,544	1,566	1,549	0	(5)	0	(5)	0	1,544	0	0	0	36	07/25/2033	3.A FM
..07386H-L6-6	BALTA 2006-3 231 - CMO/RMBS		06/01/2024	Paydown		4,788	4,631	3,887	4,447	0	341	0	341	0	4,788	0	0	0	74	05/25/2036	1.A FM
..07386H-ZJ-3	BALTA 2005-10 241 - CMO/RMBS		06/01/2024	Paydown		5,233	4,983	4,661	5,200	0	33	0	33	0	5,233	0	0	0	105	01/25/2037	1.A FM
..073870-AA-5	BALTA 2007-2A 1A1 - RMBS		06/25/2024	Paydown		144	144	34	0	0	144	0	144	0	144	0	0	0	2	04/25/2037	1.A FM
..073871-BN-4	BALTA 2006-4 321 - CMO/RMBS		06/01/2024	Paydown		2,516	2,784	974	0	0	2,516	0	2,516	0	2,516	0	0	0	44	07/25/2036	1.A FM
..073873-AA-9	BALTA 2006-5 1A1 - RMBS		06/25/2024	Paydown		1,554	1,523	541	1,554	0	0	0	0	0	1,554	0	0	0	24	08/25/2036	1.A FM
..073879-LR-7	BSABS 2004-AC6 M1 - RMBS		05/25/2024	Paydown		1,780	1,780	977	1,911	0	(131)	0	(131)	0	1,780	0	0	0	369	11/25/2034	2.B FM
..07387Q-AM-2	BALTA 2006-8 2A1 - CMO/RMBS		06/01/2024	Paydown		39,578	34,945	25,086	33,264	0	5,707	0	5,707	0	38,971	0	607	607	647	08/25/2046	1.A FM
..07387U-CE-9	BSABS 2006-AC1 1A1 - CMO/RMBS		06/01/2024	Paydown		1,213	1,213	661	1,181	0	32	0	32	0	1,213	0	0	0	13	02/25/2036	1.A FM
..07387U-FD-8	BSABS 2006-1M1 A1 - RMBS		06/25/2024	Paydown		12,671	12,653	21,193	12,423	0	247	0	247	0	12,671	0	0	0	284	04/25/2036	1.A FM
..07400N-AT-7	BSMF 2007-ARS 2A2 - RMBS		06/25/2024	Paydown		6,273	6,273	6,430	6,292	0	(19)	0	(19)	0	6,273	0	0	0	103	07/25/2037	1.A FM
..07401C-AV-5	BSARM 2007-4 221 - CMO/RMBS		06/01/2024	Paydown		1,700	1,142	805	633	0	1,067	0	1,067	0	1,700	0	0	0	19	06/25/2047	1.A FM
..07401U-AE-3	BSSLT 2007-SV1 M3 - RMBS		06/25/2024	Paydown		22,897	5,822	4,406	0	0	22,897	0	22,897	0	22,897	0	0	0	21,897	02/25/2036	1.A FM
..08179L-AG-6	BSP 14 C - CDO		04/24/2024	LLC		8,000,000	8,000,000	8,000,000	8,000,000	0	0	0	0	0	8,000,000	0	0	0	309,889	04/21/2031	1.F FE
..08181J-AE-2	BSP V-B C - CDO	C	06/13/2024	Paydown		1,000,000	1,000,000	988,750	992,219	0	7,781	0	7,781	0	1,000,000	0	0	0	56,286	04/20/2031	2.C FE
..08182B-AL-2	BSP XVII AR - CDO		06/28/2024	DEUTSCHE BANK		4,004,400	4,000,000	4,000,000	0	0	0	0	0	4,000,000	0	4,400	4,400	57,067	07/15/2032	1.A FE	
..08182R-AG-8	BSP XIX D - CDO	C	05/23/2024	SECURITIES, INC.		7,201,577	7,201,577	7,172,775	7,179,393	0	22,184	0	22,184	0	7,201,577	0	0	0	414,198	01/18/2033	2.C FE
..08468#-AA-2	BERKSHIRE HATHAWAY LIFE INSURANCE COMPAN		05/30/2024	Direct		3,000	3,000	1,390	2,945	0	55	0	55	0	3,000	0	0	0	0	03/27/2031	1.B
..08468#-AB-0	BERKSHIRE HATHAWAY LIFE INSURANCE COMPAN		05/30/2024	Direct		1,800	1,800	988	1,762	0	38	0	38	0	1,800	0	0	0	0	01/29/2028	1.B
..08468#-AC-8	BERKSHIRE HATHAWAY LIFE INSURANCE COMPAN		05/30/2024	Direct		4,050	4,050	1,963	3,979	0	71	0	71	0	4,050	0	0	0	0	12/29/2030	1.B
..08468#-AD-6	BERKSHIRE HATHAWAY LIFE INSURANCE COMPAN		05/30/2024	Direct		2,400	2,400	1,359	2,353	0	47	0	47	0	2,400	0	0	0	0	12/29/2028	1.B
..08468#-AE-4	BERKSHIRE HATHAWAY LIFE INSURANCE COMPAN		06/26/2024	Direct		4,478	4,478	2,741	4,366	0	112	0	112	0	4,478	0	0	0	0	01/23/2028	1.B
..08468#-AF-1	BERKSHIRE HATHAWAY LIFE INSURANCE COMPAN		05/30/2024	Direct		3,000	3,000	1,163	2,950	0	50	0	50	0	3,000	0	0	0	0	12/29/2032	1.B
..08468#-AG-9	BERKSHIRE HATHAWAY LIFE INSURANCE COMPAN		05/30/2024	Direct		1,350	1,350	452	1,334	0	16	0	16	0	1,350	0	0	0	0	04/28/2037	1.B
..08468#-AH-7	BERKSHIRE HATHAWAY LIFE INSURANCE COMPAN		06/26/2024	Direct		1,881	1,881	1,466	1,832	0	49	0	49	0	1,881	0	0	0	0	01/23/2028	1.B
..08468#-AJ-3	BERKSHIRE HATHAWAY LIFE INSURANCE COMPAN		06/21/2024	Direct		1,425	1,425	512	1,406	0	19	0	19	0	1,425	0	0	0	0	04/20/2043	1.B
..08468#-AK-0	BERKSHIRE HATHAWAY LIFE INSURANCE COMPAN		05/30/2024	Direct		3,000	3,000	1,461	2,964	0	36	0	36	0	3,000	0	0	0	0	10/28/2035	1.B
..08468#-AL-8	BERKSHIRE HATHAWAY LIFE INSURANCE COMPAN		06/11/2024	Direct		1,890	1,890	959	1,855	0	35	0	35	0	1,890	0	0	0	0	07/10/2032	1.B
..08468#-AM-6	BERKSHIRE HATHAWAY LIFE INSURANCE COMPAN		05/30/2024	Direct		1,200	1,200	322	1,186	0	14	0	14	0	1,200	0	0	0	0	01/29/2038	1.B
..08468#-AN-4	BERKSHIRE HATHAWAY LIFE INSURANCE COMPAN		06/05/2024	Direct		1,965	1,965	1,234	1,922	0	43	0	43	0	1,965	0	0	0	0	12/01/2026	1.B
..08468#-AP-9	BERKSHIRE HATHAWAY LIFE INSURANCE COMPAN		06/21/2024	Direct		3,000	3,000	2,448	2,945	0	55	0	55	0	3,000	0	0	0	0	04/20/2033	1.B
..08468#-AQ-7	BERKSHIRE HATHAWAY LIFE INSURANCE COMPAN		06/26/2024	Direct		2,608	2,608	1,632	2,541	0	68	0	68	0	2,608	0	0	0	0	01/23/2028	1.B
..08468#-AR-5	BERKSHIRE HATHAWAY LIFE INSURANCE COMPAN		06/13/2024	Direct		762	762	435	747	0	15	0	15	0	762	0	0	0	0	12/12/2028	1.B
..08468#-AS-3	BERKSHIRE HATHAWAY LIFE INSURANCE COMPAN		06/13/2024	Direct		3,300	3,300	2,357	3,240	0	60	0	60	0	3,300	0	0	0	0	12/11/2029	1.B

E05.12

STATEMENT AS OF JUNE 30, 2024 OF THE Reliance Standard Life Insurance Company

SCHEDULE D - PART 4

Show All Long-Term Bonds and Stock Sold, Redeemed or Otherwise Disposed of During the Current Quarter

1	2	3	4	5	6	7	8	9	10	Change In Book/Adjusted Carrying Value					16	17	18	19	20	21	22
										11	12	13	14	15							
CUSIP Identification	Description	Foreign	Disposal Date	Name of Purchaser	Number of Shares of Stock	Consideration	Par Value	Actual Cost	Prior Year Book/Adjusted Carrying Value	Unrealized Valuation Increase/(Decrease)	Current Year's (Amortization)/Accretion	Current Year's Other Than Temporary Impairment Recognized	Total Change in Book/Adjusted Carrying Value (11 + 12 - 13)	Total Foreign Exchange Change in Book /Adjusted Carrying Value	Book/Adjusted Carrying Value at Disposal Date	Foreign Exchange Gain (Loss) on Disposal	Realized Gain (Loss) on Disposal	Total Gain (Loss) on Disposal	Bond Interest/Stock Dividends Received During Year	Stated Contractual Maturity Date	NAIC Designation, NAIC Designation Modifier and SVO Administrative Symbol
..08468#-AT-1	BERKSHIRE HATHAWAY LIFE INSURANCE COMPAN		06/17/2024	Direct		1,374	1,374	885	1,350	0	24	0	24	0	1,374	0	0	0	0	08/15/2033	1.B
..08468#-AU-8	BERKSHIRE HATHAWAY LIFE INSURANCE COMPAN		06/11/2024	Direct		1,200	1,200	754	1,179	0	21	0	21	0	1,200	0	0	0	0	07/10/2032	1.B
..08468#-AV-6	BERKSHIRE HATHAWAY LIFE INSURANCE COMPAN		06/26/2024	Direct		2,608	2,608	1,620	2,548	0	60	0	60	0	2,608	0	0	0	0	01/23/2028	1.B
..08468#-AW-4	BERKSHIRE HATHAWAY LIFE INSURANCE COMPAN		06/21/2024	Direct		1,050	1,050	496	1,035	0	15	0	15	0	1,050	0	0	0	0	05/20/2038	1.B
..08576P-AP-6	BERRY GLOBAL INC		05/06/2024	HSBC SECURITIES STIFEL NICOLAUS & COMPANY		2,946,930	3,000,000	2,991,420	0	0	192	0	192	0	2,991,612	0	(44,682)	(44,682)	52,263	01/15/2034	2.C FE
..09261B-AK-6	BLACKSTONE HOLDINGS FINANCE CO LLC		04/22/2024	BANC OF AMERICA/FIXED INCOME		194,452	190,000	189,673	189,695	0	8	0	8	0	189,703	0	4,749	4,749	5,955	04/22/2033	1.E FE
..09630G-AU-7	BLUEM XXVI D1R - CDO	C	04/11/2024	BARCLAYS CAPITAL INC		3,000,180	3,000,000	2,962,798	1,220,000	0	1,079	0	1,079	0	2,963,877	0	36,303	36,303	92,791	10/20/2034	2.B FE
..096630-AF-5	BOARDWALK PIPELINES LP		06/26/2024	MARKET AXESS		1,458,165	1,500,000	1,444,740	1,474,894	0	3,214	0	3,214	0	1,478,109	0	(19,944)	(19,944)	63,413	07/15/2027	2.C FE
..097023-AX-3	BOEING CO		05/15/2024	Various		836,808	800,000	1,118,592	1,088,021	0	(5,316)	0	(5,316)	0	1,082,705	0	(245,897)	(245,897)	36,972	03/15/2039	2.C FE
..097023-CW-3	BOEING CO		05/15/2024	Various		561,825	620,000	621,505	621,465	0	(8)	0	(8)	0	621,458	0	(59,632)	(59,632)	19,053	05/01/2050	2.C FE
..097023-DL-6	BOEING CO		06/27/2024	Various		656,855	650,000	650,000	0	0	0	0	0	650,000	0	6,855	6,855	1,032	05/01/2034	2.C FE	
..097751-BZ-3	BOMBARDIER INC		04/30/2024	BAIRD, ROBERT W., & COMPANY IN		5,125	5,000	5,000	5,000	0	0	0	0	0	5,000	0	125	125	282	02/01/2029	4.B FE
..10373Q-BG-4	BP CAPITAL MARKETS AMERICA INC		04/23/2024	GOLDMAN		19,375	30,000	29,619	29,651	0	3	0	3	0	29,654	0	(10,279)	(10,279)	603	02/24/2050	1.E FE
..10568M-AA-2	BRAVO 23NQM1 A1 - CMO/RMBS		06/01/2024	Paydown		226,763	226,763	226,763	227,313	0	(550)	0	(550)	0	226,763	0	0	0	4,955	01/25/2063	1.A FE
..10568M-AC-8	BRAVO 23NQM1 A3 - CMO/RMBS		06/01/2024	Paydown		78,262	77,750	77,750	77,941	0	321	0	321	0	78,262	0	0	0	1,886	01/25/2063	1.F FE
..10569J-AA-8	BRAVO 22NQM3 A1 - RMBS		06/25/2024	Paydown		69,084	69,084	69,082	69,219	0	(135)	0	(135)	0	69,084	0	0	0	1,594	07/25/2062	1.A FE
..10569J-AC-4	BRAVO 22NQM3 A3 - CMO/RMBS		06/25/2024	Paydown		22,883	22,883	22,606	22,698	0	185	0	185	0	22,883	0	0	0	568	07/25/2062	1.F FE
..10569J-AB-1	BRAVO 23NQM5 A2 - RMBS		06/25/2024	Paydown		7,998	7,998	8,003	8,003	0	(5)	0	(5)	0	7,998	0	0	0	240	06/25/2063	1.C FE
..10569Y-AB-3	BRAVO 23NQM4 A2 - CMO/RMBS		06/01/2024	Paydown		91,432	91,432	91,430	91,470	0	(38)	0	(38)	0	91,432	0	0	0	2,318	05/25/2063	1.C FE
..10569Y-AC-1	BRAVO 23NQM4 A3 - CMO/RMBS		06/01/2024	Paydown		39,835	39,835	39,835	39,913	0	(78)	0	(78)	0	39,835	0	0	0	1,033	05/25/2063	1.F FE
..10570F-AB-1	BRAVO 24NQM1 A2 - RMBS		06/01/2024	Paydown		6,194	6,194	6,194	6,194	0	0	0	0	0	6,194	0	0	0	135	12/26/2063	1.C FE
..10570N-AA-6	BRAVO 24CES1 A1A - RMBS		06/01/2024	Paydown		2,205	4,101	4,101	0	0	(1,896)	0	(1,896)	0	2,205	0	0	0	109	03/25/2054	1.A FE
..10922N-AF-0	BRIGHTHOUSE FINANCIAL INC		05/01/2024	Citigroup (SSB)		1,064,756	1,400,000	1,379,560	1,381,911	0	142	0	142	0	1,382,054	0	(317,298)	(317,298)	23,944	06/22/2047	2.B FE
..11043X-AB-9	BRITISH AIRWAYS 2019-1 PASS THROUGH TRUS		06/15/2024	Paydown		13,155	13,155	11,706	11,746	0	1,408	0	1,408	0	13,155	0	0	0	220	12/15/2030	2.A FE
..11044M-AA-4	BRITISH AIRWAYS PASS THROUGH CERTIFICATE		05/15/2024	Paydown		58,809	58,809	60,554	60,201	0	(1,392)	0	(1,392)	0	58,809	0	0	0	1,250	11/15/2032	1.G FE
..11283Y-AB-6	BROOKFIELD RESIDENTIAL PROPERTIES INC		05/02/2024	JANE STREET CAPITAL, LLC		96,473	100,000	107,625	101,778	0	(358)	0	(358)	0	101,420	0	(4,947)	(4,947)	4,010	09/15/2027	4.A FE
..124166-AL-3	BMILK 1 D - CDO	C	05/17/2024	SG AMERICAS SECURITIES, LLC		8,004,800	8,000,000	8,000,000	8,000,000	0	0	0	0	0	8,000,000	0	4,800	4,800	422,034	10/15/2031	2.C FE
..12478C-BA-8	CBAM 2018-8, LTD. - CDO	C	06/12/2024	SCOTIA CAPITAL USA INC		5,070,625	5,000,000	4,975,000	0	0	66	0	66	0	4,975,066	0	95,559	95,559	13,610	07/15/2037	2.C FE
..12479D-AE-8	CBASS 2006-CB7 A5 - RMBS		06/25/2024	Paydown		4,946	4,946	2,942	4,881	0	65	0	65	0	4,946	0	0	0	50	10/25/2036	1.A FM
..12489W-NA-8	CBASS 2005-CB5 M2 - RMBS		06/25/2024	Paydown		13,345	13,345	8,670	12,102	0	1,242	0	1,242	0	13,345	0	0	0	192	03/25/2035	1.A FM
..12489W-PM-0	CBASS 2005-CB7 M2 - RMBS		06/25/2024	Paydown		31,560	31,560	21,767	28,769	0	2,792	0	2,792	0	31,560	0	0	0	382	11/26/2035	1.A FM
..1248EP-CL-5	CCO HOLDINGS LLC		06/18/2024	Mitsubishi UFJ Securities USA, Inc.		19,625	25,000	24,813	24,847	0	6	0	6	0	24,853	0	(5,228)	(5,228)	622	06/01/2033	3.C FE
..1248MG-AJ-3	CBASS 2007-CB1 A1A - RMBS		06/25/2024	Paydown		7,698	7,698	3,233	7,695	0	3	0	3	0	7,698	0	0	0	13	01/26/2037	1.A FM
..1248MG-AM-6	CBASS 2007-CB1 A4 - RMBS		06/01/2024	Paydown		36,543	36,543	13,415	36,500	0	42	0	42	0	36,543	0	0	0	178	01/26/2037	1.A FM
..12510H-AF-7	CAUTO 2020-1 A6 - ABS		06/15/2024	Paydown		1,250	1,250	1,310	1,289	0	(39)	0	(39)	0	1,250	0	0	0	19	02/15/2050	1.E FE
..125438-AB-7	CIHL 2007-HYB2 3A1 - CMO/RMBS		06/01/2024	Paydown		5,618	5,599	2,230	473	0	5,145	0	5,145	0	5,618	0	0	0	95	05/26/2037	1.A FM
..12548J-AJ-1	CIFC 2017-III C - CDO	C	04/22/2024	Paydown		400,000	400,000	398,400	399,026	0	974	0	974	0	400,000	0	0	0	19,074	07/22/2030	3.A FE
..125491-AN-0	CI FINANCIAL CORP		06/04/2024	J P MORGAN SECURITIES		23,676	30,000	29,962	29,972	0	2	0	2	0	29,974	0	(6,298)	(6,298)	448	12/17/2030	2.C FE
..125491-AP-5	CI FINANCIAL CORP		06/07/2024	Direct		962,782	1,460,000	1,578,521	1,573,118	0	(1,094)	0	(1,094)	0	1,572,024	0	(609,242)	(609,242)	28,600	06/15/2051	2.C FE
..12549F-BR-9	CIFC 2013-IV DRR - CDO		04/02/2024	LLC		1,997,600	2,000,000	1,904,263	1,447,349	0	2,709	0	2,709	0	1,942,558	0	55,042	55,042	63,823	04/28/2031	2.C FE

E05_13

STATEMENT AS OF JUNE 30, 2024 OF THE Reliance Standard Life Insurance Company

SCHEDULE D - PART 4

Show All Long-Term Bonds and Stock Sold, Redeemed or Otherwise Disposed of During the Current Quarter

1	2	3	4	5	6	7	8	9	10	Change In Book/Adjusted Carrying Value					16	17	18	19	20	21	22
										11	12	13	14	15							
CUSIP Identification	Description	For-foreign	Disposal Date	Name of Purchaser	Number of Shares of Stock	Consideration	Par Value	Actual Cost	Prior Year Book/Adjusted Carrying Value	Unrealized Valuation Increase/(Decrease)	Current Year's (Amortization)/Accretion	Current Year's Other Than Temporary Impairment Recognized	Total Change in Book/Adjusted Carrying Value (11 + 12 - 13)	Total Foreign Exchange Change in Book /Adjusted Carrying Value	Book/Adjusted Carrying Value at Disposal Date	Foreign Exchange Gain (Loss) on Disposal	Realized Gain (Loss) on Disposal	Total Gain (Loss) on Disposal	Bond Interest/Stock Dividends Received During Year	Stated Contractual Maturity Date	NAIC Designation, NAIC Designation Modifier and SVO Administrative Symbol
12551M-AG-4	CIFC 175 C - CDO	C	06/27/2024	Various		3,503,000	3,500,000	3,500,000	3,500,000	0	0	0	0	0	3,500,000	0	3,000	3,000	196,963	11/18/2030	2.C FE
125523-CF-5	CIGNA GROUP		06/11/2024	MERRILL LYNCH PIERCE		342,119	385,000	455,728	448,826	0	(850)	0	(850)	0	447,976	0	(105,857)	(105,857)	16,786	07/15/2046	2.A FE
12555X-AJ-0	CIFC 2019-VI D - CDO	C	06/11/2024	FENNER & SMITH INC.		2,250,000	2,250,000	2,241,000	2,243,061	0	6,939	0	6,939	0	2,250,000	0	0	0	142,796	01/18/2033	2.C FE
12558M-BD-3	CITIE 2002-2 MV2 - RMBS		06/25/2024	Paydown		13,796	13,796	17,246	13,564	0	232	0	232	0	13,796	0	0	0	373	11/25/2031	1.A FM
12563E-AG-8	CIFC 2021-1 D - CDO	C	05/24/2024	SG AMERICAS SECURITIES, LLC		7,007,000	7,000,000	7,000,000	7,000,000	0	0	0	0	0	7,000,000	0	7,000	7,000	361,134	04/25/2033	2.C FE
12566V-AN-2	CMALT 2007-AA 113 - CMO/RMBS		06/01/2024	Paydown		47,501	56,643	48,005	46,392	0	1,109	0	1,109	0	47,501	0	0	0	0	04/25/2037	1.A FM
12628K-AA-0	CSAB 2006-3 A1A - RMBS		06/01/2024	Paydown		51,912	51,913	10,739	51,907	0	5	0	5	0	51,912	0	0	0	167	11/25/2036	1.A FM
12628K-AJ-1	CSAB 2006-3 A4B - RMBS		06/01/2024	Paydown		13,818	13,818	2,152	13,792	0	26	0	26	0	13,818	0	0	0	45	11/25/2036	1.A FM
12628L-AD-2	CSAB 2006-4 A2A - RMBS		06/01/2024	Paydown		23,338	23,339	5,747	23,311	0	27	0	27	0	23,338	0	0	0	89	12/25/2036	1.FM
12628L-AJ-9	CSAB 2006-4 A6A - RMBS		06/01/2024	Paydown		9,472	9,472	1,880	9,479	0	(7)	0	(7)	0	9,472	0	0	0	40	12/25/2036	1.FM
12629E-AA-3	CSAB 2007-1 A1A - RMBS		06/01/2024	Paydown		29,678	29,678	15,137	29,657	0	21	0	21	0	29,678	0	0	0	177	05/26/2037	1.FM
12629E-AC-9	CSAB 2007-1 A2 - RMBS		06/01/2024	Paydown		103,089	103,089	48,710	103,020	0	70	0	70	0	103,089	0	0	0	600	05/26/2037	1.FM
12629E-AD-7	CSAB 2007-1 A3A - RMBS		06/01/2024	Paydown		27,983	27,983	13,340	27,966	0	17	0	17	0	27,983	0	0	0	166	05/26/2037	1.FM
126378-AA-6	CSMC 2007-1 A1A - CMO/RMBS		06/01/2024	Paydown		2,900	2,900	1,443	2,895	0	5	0	5	0	2,900	0	0	0	16	02/25/2037	1.FM
126378-AG-3	CSMC 2007-1 A1A3 - RMBS		06/01/2024	Paydown		11,525	11,525	5,202	11,517	0	8	0	8	0	11,525	0	0	0	65	02/25/2037	1.A FM
126378-AL-2	CSMC 2007-1 A6A - RMBS		06/01/2024	Paydown		23,566	23,566	8,596	23,426	0	139	0	139	0	23,566	0	0	0	140	02/25/2037	1.A FM
12637V-AH-0	CSMC 2006-5 3A4 - CMO/RMBS		06/01/2024	Paydown		17,561	45,705	9,261	19,026	0	(1,465)	0	(1,465)	0	17,561	0	0	0	1,674	06/25/2036	1.A FM
126384-CF-1	CSMC 2007-2 2A5 - CMO/RMBS		06/01/2024	Paydown		5,202	5,202	5,202	5,205	0	(2)	0	(2)	0	5,202	0	0	0	105	03/25/2037	1.A FM
12638P-AJ-8	CSMC 2007-3 A6A - CMO/RMBS		06/01/2024	Paydown		35,358	35,358	12,051	35,316	0	42	0	42	0	35,358	0	0	0	219	04/25/2037	1.FM
12643G-AC-6	CSMC 2010-2R 1A3 - CMO/RMBS		06/01/2024	Paydown		6,589	7,026	5,520	6,505	0	84	0	84	0	6,589	0	0	0	163	07/26/2037	1.FM
12649F-BY-3	CSMC 2014-11R 7A2 - CMO/RMBS		06/01/2024	Paydown		11,444	11,332	7,820	11,598	0	(154)	0	(154)	0	11,444	0	0	0	379	02/27/2037	1.E FM
12653V-AJ-5	CSMC 2019-1CE4 E - CMBS		04/15/2024	Paydown		448,883	448,883	403,995	448,883	0	0	0	0	0	448,883	0	0	0	11,458	05/15/2036	1.A
12663D-AE-4	CSMC 22NQMS A3 - CMO/RMBS		06/01/2024	Paydown		122,409	122,409	118,106	118,582	0	3,827	0	3,827	0	122,409	0	0	0	2,624	05/25/2067	1.F FE
12663T-AA-7	CSMC 22RPL4 A1 - CMO/RMBS		06/01/2024	Paydown		1,924	1,824	1,833	1,924	0	91	0	91	0	1,924	0	0	0	32	04/25/2062	1.A FE
12664A-AD-1	CSMC 22ATH3 A1 - CMO/RMBS		06/01/2024	Paydown		307,205	307,205	307,202	307,537	0	(331)	0	(331)	0	307,205	0	0	0	3,962	08/25/2067	1.A FE
12664A-AF-6	CSMC 22ATH3 A3 - CMO/RMBS		06/01/2024	Paydown		264,811	264,811	264,810	265,399	0	(588)	0	(588)	0	264,811	0	0	0	7,126	08/25/2067	1.F FE
126650-AW-0	CVSPAS NOTES CTF - CMBS		06/10/2024	Paydown		18,793	18,793	17,985	18,528	0	265	0	265	0	18,793	0	0	0	415	01/11/2027	2.B
126650-BC-3	CVSPAS 5 CTF - CMBS		06/10/2024	Paydown		32,627	32,627	32,627	32,628	0	0	0	0	0	32,627	0	0	0	800	01/10/2028	2.B
126650-BP-4	CVSPAS 06 CRT - ABS		06/10/2024	Paydown		162,539	175,444	175,476	175,451	0	(12,912)	0	(12,912)	0	162,539	0	0	0	4,943	12/10/2028	2.B FE
126650-BQ-2	CVSPAS 2007 CTF - CMBS		06/10/2024	Paydown		16,705	16,705	18,775	17,823	0	(1,118)	0	(1,118)	0	16,705	0	0	0	484	01/10/2030	2.B FE
126650-BS-8	CVSPAS 2009-B CFT - ABS		06/10/2024	Paydown		48,793	48,793	60,496	54,001	0	(5,208)	0	(5,208)	0	48,793	0	0	0	1,527	01/10/2032	2.B FE
126650-BV-1	CVSPAS 2010 CTF - ABS		06/10/2024	Paydown		101,479	101,479	112,189	106,265	0	(4,786)	0	(4,786)	0	101,479	0	0	0	2,443	01/10/2033	2.B
126650-BY-5	CVSPAS 2011 CTF - CMBS		06/10/2024	Paydown		4,226	4,226	4,888	4,888	0	(403)	0	(403)	0	4,226	0	0	0	104	01/10/2034	2.B FE
126659-AA-9	CVSPAS 2009-6 CTF - CMBS		06/10/2024	Paydown		7,501	7,501	9,166	8,553	0	(1,052)	0	(1,052)	0	7,501	0	0	0	261	07/10/2031	2.B FE
12665U-AA-2	CVS HEALTH CORP - ABS		06/10/2024	Paydown		10,623	10,623	10,896	10,834	0	(210)	0	(210)	0	10,623	0	0	0	208	01/10/2036	2.B FE
12665V-AA-0	CVSPAS 14 A2 - CMBS		06/10/2024	Paydown		53,891	53,891	54,218	54,126	0	(235)	0	(235)	0	53,891	0	0	0	935	08/11/2036	2.B FE
126671-YB-6	CWIL 2003-BC2 2A1 - RMBS		06/25/2024	Paydown		1,055	1,055	838	1,017	0	38	0	38	0	1,055	0	0	0	28	06/25/2033	1.A FM
12667F-BD-2	CWALT 2005-J2 1A8 - CMO/RMBS		06/25/2024	Paydown		893	946	692	53	824	16	0	840	0	893	0	0	0	22	04/25/2035	1.A FM
12667F-DT-9	CWALT 2004-3T1 M - CMO/RMBS		06/01/2024	Paydown		35	103	77	37	0	(1)	0	(1)	0	35	0	0	0	3	05/25/2034	1.A FM
12667F-DT-9	CWALT 2004-3T1 M - CMO/RMBS		06/01/2024	Paydown		35	44	33	37	0	(1)	0	(1)	0	35	0	0	0	2	05/25/2034	4.C FM
12667F-HZ-1	CWALT 2004-9T1 M - CMO/RMBS		06/01/2024	Paydown		65	753	557	73	0	(8)	0	(8)	0	65	0	0	0	17	07/25/2034	5.A FM
12667F-RY-3	CWALT 2004-22CB 1A1 - CMO/RMBS		06/01/2024	Paydown		16,328	16,328	15,994	16,301	0	27	0	27	0	16,328	0	0	0	418	10/25/2034	1.A FM
12667F-VN-2	CWALT 2004-24CB 1A1 - CMO/RMBS		06/01/2024	Paydown		41,988	41,988	36,727	37,373	0	4,615	0	4,615	0	41,988	0	0	0	1,069	11/25/2034	1.A FM
12667G-F2-4	CWALT 2005-28CB 4A2 - CMO/RMBS		06/01/2024	Paydown		2,337	2,337	2,270	2,337	0	0	0	0	0	2,337	0	0	0	53	08/25/2035	1.A FM
12667G-NX-7	CWALT 2005-24 2AX - CMO/RMBS		06/01/2024	Paydown		41	77,260	1,062	41	0	0	0	0	0	41	0	0	0	1	07/20/2035	5.B GI

E05_14

STATEMENT AS OF JUNE 30, 2024 OF THE Reliance Standard Life Insurance Company

SCHEDULE D - PART 4

Show All Long-Term Bonds and Stock Sold, Redeemed or Otherwise Disposed of During the Current Quarter

1	2	3	4	5	6	7	8	9	10	Change In Book/Adjusted Carrying Value					16	17	18	19	20	21	22	
										11	12	13	14	15								
CUSIP Identification	Description	Foreign	Disposal Date	Name of Purchaser	Number of Shares of Stock	Consideration	Par Value	Actual Cost	Prior Year Book/ Adjusted Carrying Value	Unrealized Valuation Increase/ (Decrease)	Current Year's (Amortization)/ Accretion	Current Year's Other Than Temporary Impairment Recognized	Total Change in Book/ Adjusted Carrying Value (11 + 12 - 13)	Total Foreign Exchange Change in Book /Adjusted Carrying Value	Book/ Adjusted Carrying Value at Disposal Date	Foreign Exchange Gain (Loss) on Disposal	Realized Gain (Loss) on Disposal	Total Gain (Loss) on Disposal	Bond Interest/ Stock Dividends Received During Year	Stated Contractual Maturity Date	NAIC Designation, NAIC Designation Modifier and SVO Administrative Symbol	
12667G-QC-0	CWALT 2005-20CB 2A6 - CMO/RMBS		06/01/2024	Paydown		13,890	13,920	12,212	13,954	0	(64)	0	(64)	0	13,890	0	0	0	319	07/25/2035	1.A FM	
12667G-X4-0	CWALT 2005-34CB 1A9 - CMO/RMBS		06/01/2024	Paydown		24,804	26,641	24,310	24,771	0	33	0	33	0	24,804	0	0	0	634	09/25/2035	1.A FM	
12667G-YR-8	CWALT 2005-28CB 4A1 - CMO/RMBS		06/01/2024	Paydown		2,337	2,337	2,270	2,337	0	0	0	0	0	2,337	0	0	0	0	08/25/2035	1.A FM	
12667G-Z4-8	CWALT 2005-38 A4 - CMO/RMBS		06/25/2024	Paydown		45,404	28,672	15,301	45,396	0	9	0	9	0	45,404	0	0	0	614	09/25/2035	1.A FM	
12668A-EW-1	CWALT 2005-59 A2A - CMO/RMBS		06/21/2024	Paydown		17,723	47,354	30,053	17,179	0	543	0	543	0	17,723	0	0	0	771	11/20/2035	5.C FM	
12668A-RH-0	CWALT 2005-59 A2C - CMO/RMBS		06/21/2024	Paydown		20,699	55,306	35,116	19,955	0	743	0	743	0	20,699	0	0	0	901	11/20/2035	5.C FM	
12668B-FH-1	CWALT 2005-86CB A8 - CMO/RMBS		06/01/2024	Paydown		1,167	1,071	675	416	0	751	0	751	0	1,167	0	0	0	27	02/25/2036	1.A FM	
12668B-JZ-7	CWALT 2006-J1 1A3 - CMO/RMBS		06/01/2024	Paydown		23,079	21,286	15,146	22,758	0	321	0	321	0	23,079	0	0	0	510	02/25/2036	1.A FM	
12668B-PS-6	CWALT 2006-4CB 1A6 - CMO/RMBS		06/01/2024	Paydown		1,713	1,570	1,008	1,713	0	0	0	0	0	1,713	0	0	0	47	04/25/2036	1.A FM	
12668V-AF-6	CWALT 2006-S7 A6 - RMBS		06/01/2024	Paydown		2	2	1	0	0	2	0	2	0	2	0	0	0	0	0	11/25/2035	1.A FM
12669A-2H-0	CWHL 2006-10 A11 - CMO/RMBS		04/01/2024	Paydown		2,408	2,408	1,806	2,407	0	0	0	0	0	2,408	0	0	0	49	05/25/2036	1.A FM	
12669A-AF-5	CWHL 2005-19 1A6 - CMO/RMBS		06/01/2024	Paydown		1,850	1,852	1,672	1,433	0	416	0	416	0	1,850	0	0	0	42	08/25/2035	1.A FM	
12669A-EG-9	CWHL 2005-21 A40 - CMO/RMBS		05/01/2024	Paydown		312	319	228	308	0	5	0	5	0	312	0	0	0	9	10/25/2035	1.A FM	
12669A-FC-7	CWHL 2005-20 A5 - CMO/RMBS		06/01/2024	Paydown		1,248	1,248	955	669	0	580	0	580	0	1,248	0	0	0	29	10/25/2035	1.A FM	
12669A-JY-5	CWHL 2005-24 A8 - CMO/RMBS		06/01/2024	Paydown		1,898	4,075	2,914	1,418	0	479	0	479	0	1,898	0	0	0	103	11/25/2035	1.A FM	
12669A-MR-6	CWHL 2005-26 1A7 - CMO/RMBS		06/01/2024	Paydown		490	491	536	492	0	(2)	0	(2)	0	490	0	0	0	9	11/25/2035	1.A FM	
12669B-LK-6	RAST 2000-A6 B2 - CMO/RMBS		06/01/2024	Paydown		1,326	1,812	1,007	1,255	0	71	0	71	0	1,326	0	0	0	75	10/25/2030	5.B FM	
12669D-N6-1	CWALT 2003-12 M - CMO/RMBS		06/01/2024	Paydown		13	13	11	12	0	0	0	0	0	13	0	0	0	0	04/25/2033	1.A FM	
12669E-4E-3	CWALT 2003-J12 M - CMO/RMBS		06/01/2024	Paydown		421	421	362	417	0	4	0	4	0	421	0	0	0	11	11/25/2033	1.A FM	
12669E-4F-0	CWALT 2003-J12 B1 - CMO/RMBS		06/01/2024	Paydown		151	151	130	150	0	1	0	1	0	151	0	0	0	4	11/25/2033	5.B GI	
12669F-XA-6	CWHL 2004-5 M - CMO/RMBS		06/01/2024	Paydown		600	1,010	839	603	0	(3)	0	(3)	0	600	0	0	0	24	06/25/2034	5.A FM	
12669F-XA-6	CWHL 2004-5 M - CMO/RMBS		05/01/2024	Paydown		300	509	423	301	0	(1)	0	(1)	0	300	0	0	0	11	06/25/2034	4.C FM	
12669G-BE-0	CWHL 2004-HYB6 A4 - CMO/RMBS		06/01/2024	Paydown		1,507	1,507	980	1,479	0	28	0	28	0	1,507	0	0	0	33	11/20/2034	1.FM	
12669G-KJ-9	CWHL 2004-25 2A4 - CMO/RMBS		06/25/2024	Paydown		1,932	696	311	0	0	1,932	0	1,932	0	1,932	0	0	0	14	02/25/2035	1.A FM	
12669G-NQ-0	CWHL 2005-7 2A2 - CMO/RMBS		06/25/2024	Paydown		15,046	34,726	10,468	0	0	15,046	0	15,046	0	15,046	0	0	0	662	03/25/2035	1.A FM	
12669G-V8-1	CWHL 2005-J2 3A9 - CMO/RMBS		05/25/2024	Paydown		3,456	3,456	2,194	3,455	0	1	0	1	0	3,456	0	0	0	78	08/25/2035	1.A FM	
12669H-AA-7	CWHL 2007-QH1 A1 - RMBS		06/25/2024	Paydown		47,760	47,760	31,091	46,829	0	932	0	932	0	47,760	0	0	0	601	02/25/2037	1.A FM	
12669T-AA-1	CWHL 2007-SD1 A1 - RMBS		06/25/2024	Paydown		43,043	79,120	52,895	42,652	0	391	0	391	0	43,043	0	0	0	2,008	03/25/2037	1.A FM	
131347-QN-4	CALPINE CORP		05/02/2024	Morgan Stanley		95,086	100,000	101,125	100,647	0	(48)	0	(48)	0	100,599	0	(5,513)	(5,513)	3,289	03/15/2028	4.A FE	
138616-AE-7	CANTOR FITZGERALD LP		05/01/2024	Maturity @ 100.00		210,000	210,000	225,412	210,972	0	(972)	0	(972)	0	210,000	0	0	0	5,119	05/01/2024	2.C FE	
14310G-AW-0	CGMS 2013-3 CR - CDO	C	05/14/2024	INC		15,007,500	15,000,000	15,000,000	15,000,000	0	0	0	0	0	15,000,000	0	7,500	7,500	705,472	10/15/2030	2.C FE	
14311N-AS-3	CGMS 154R CR - CDO	C	04/02/2024	RBC CAPITAL MARKETS		500,000	500,000	500,000	500,000	0	0	0	0	0	500,000	0	0	0	21,651	07/20/2032	3.A FE	
14315J-AJ-8	CGMS 172 C - CDO	C	06/14/2024	Paydown		250,000	250,000	245,000	246,982	0	3,018	0	3,018	0	250,000	0	0	0	15,403	07/20/2031	3.A FE	
14317P-AG-8	CGMS 182 C - CDO		04/25/2024	STONEX FINANCIAL INC.		998,890	1,000,000	995,200	700,000	0	216	0	216	0	995,416	0	3,474	3,474	39,796	10/15/2031	2.C FE	
14856C-AA-7	CLAST 2018-1 A - ABS		06/15/2024	Paydown		5,215	5,215	3,910	4,457	0	758	0	758	0	5,215	0	0	0	83	06/15/2043	2.A FE	
14986P-AE-3	CBASS 2006-CB6 A24 - RMBS		06/25/2024	Paydown		21,553	21,553	14,757	19,481	0	2,072	0	2,072	0	21,553	0	0	0	294	07/25/2036	1.A FM	
14988#-AA-1	CEAMER FINANCE LLC - ABS		04/01/2024	Paydown		49,009	49,009	45,437	51,321	0	(2,312)	0	(2,312)	0	49,009	0	0	0	0	03/22/2031	2.B PL	
14989#-AA-2	CEAMER FIN 2 SR SEC NTS - ABS		05/01/2024	Paydown		18,283	18,283	18,283	18,283	0	0	0	0	0	18,283	0	0	0	1,291	05/15/2038	2.B PL	
15189W-AS-9	CENTERPOINT ENERGY RESOURCES CORP		06/20/2024	Wells Fargo Securities, LLC		59,903	60,000	59,902	0	0	0	0	0	59,902	0	1	1	0	9	07/01/2034	1.G FE	
152314-DR-8	CXHE 2001-B A7 - RMBS		06/25/2024	Paydown		377	377	265	333	0	43	0	43	0	377	0	0	0	10	07/25/2032	1.A FM	
152314-EQ-9	CXHE 2002-A AV - RMBS		06/25/2024	Paydown		379	379	309	354	0	25	0	25	0	379	0	0	0	9	01/25/2032	1.A FM	
152314-FS-4	CXHE 2002-C M1 - RMBS		06/25/2024	Paydown		4,863	4,863	3,889	4,591	0	272	0	272	0	4,863	0	0	0	126	09/25/2032	1.A FM	
152314-JX-9	CXHE 2004-B M3 - RMBS		06/25/2024	Paydown		5,402	5,402	4,536	4,142	0	1,260	0	1,260	0	5,402	0	0	0	112	03/25/2034	1.A FM	
152314-KR-0	CXHE 2004-C M1 - RMBS		06/25/2024	Paydown		744	744	558	667	0	77	0	77	0	744	0	0	0	13	06/25/2034	1.A FM	
152314-KS-8	CXHE 2004-C M2 - RMBS		06/25/2024	Paydown		1,323	1,323	1,005	1,230	0	92	0	92	0	1,323	0	0	0	22	06/25/2034	1.A FM	

E05_15

STATEMENT AS OF JUNE 30, 2024 OF THE Reliance Standard Life Insurance Company

SCHEDULE D - PART 4

Show All Long-Term Bonds and Stock Sold, Redeemed or Otherwise Disposed of During the Current Quarter

1	2	3	4	5	6	7	8	9	10	Change In Book/Adjusted Carrying Value					16	17	18	19	20	21	22
										11	12	13	14	15							
CUSIP Identification	Description	Foreign	Disposal Date	Name of Purchaser	Number of Shares of Stock	Consideration	Par Value	Actual Cost	Prior Year Book/Adjusted Carrying Value	Unrealized Valuation Increase/(Decrease)	Current Year's (Amortization)/Accretion	Current Year's Other Than Temporary Impairment Recognized	Total Change in Book/Adjusted Carrying Value (11 + 12 - 13)	Total Foreign Exchange Change in Book /Adjusted Carrying Value	Book/Adjusted Carrying Value at Disposal Date	Foreign Exchange Gain (Loss) on Disposal	Realized Gain (Loss) on Disposal	Total Gain (Loss) on Disposal	Bond Interest/Stock Dividends Received During Year	Stated Contractual Maturity Date	NAIC Designation, NAIC Designation Modifier and SVO Administrative Symbol
152314-KS-8	CXHE 2004-C M2 - RMBS		06/25/2024	Paydown		364	364	277	302	0	63	0	63	0	364	0	0	0	7	06/25/2034	2.A FM
152314-KT-6	CXHE 2004-C M3 - RMBS		06/25/2024	Paydown		1,669	1,669	1,301	1,658	0	11	0	11	0	1,669	0	0	0	29	06/25/2034	4.C FM
152314-KT-6	CXHE 2004-C M3 - RMBS		06/25/2024	Paydown		1,672	1,672	1,304	1,418	0	254	0	254	0	1,672	0	0	0	29	06/25/2034	5.A FM
152314-LQ-1	CXHE 2004-D MV1 - RMBS		06/25/2024	Paydown		2,302	2,302	1,749	2,073	0	229	0	229	0	2,302	0	0	0	37	09/25/2034	1.A FM
152314-MH-0	CXHE 2005-A M1 - RMBS		06/25/2024	Paydown		8,422	8,422	7,240	8,142	0	280	0	280	0	8,422	0	0	0	173	01/25/2035	1.A FM
152314-NC-0	CXHE 2005-B M2 - RMBS		06/25/2024	Paydown		10,542	10,542	8,641	9,987	0	555	0	555	0	10,542	0	0	0	218	03/25/2035	1.A FM
152314-PR-5	CXHE 2005-D M5 - RMBS		06/25/2024	Paydown		14,949	14,949	10,609	13,368	0	1,581	0	1,581	0	14,949	0	0	0	336	10/25/2035	1.A FM
161175-CQ-5	CHARTER COMMUNICATIONS OPERATING LLC		05/13/2024	HSBC SECURITIES		998,540	1,000,000	999,440	0	0	0	0	0	999,440	0	(900)	(900)	169	06/01/2029	2.C FE	
161546-DZ-6	CFAB 2003-1 1A5 - RMBS		06/01/2024	Paydown		16,801	16,801	15,079	16,278	0	524	0	524	0	16,801	0	0	0	414	10/25/2032	1.A FM
161546-HC-3	CFAB 2003-6 1A7 - RMBS		06/01/2024	Paydown		3,105	3,105	2,515	2,625	0	480	0	480	0	3,105	0	0	0	54	11/27/2034	1.A FM
16162W-LF-4	CHASE 2005-S1 M - CMO/RMBS		06/01/2024	Paydown		8,240	14,776	6,147	8,025	0	215	0	215	0	8,240	0	0	0	344	05/25/2035	1. FM
16163E-AE-8	CHASE 2007-S2 1A5 - CMO/RMBS		06/01/2024	Paydown		98	98	98	(883)	0	(1,144)	0	(1,144)	0	(2,027)	0	2,125	2,125	3	03/25/2037	1. FM
161929-AB-0	CHASE 242 A3 - RMBS		06/01/2024	Paydown		18,731	18,731	18,532	0	0	199	0	199	0	18,731	0	0	0	285	02/25/2035	1.A FE
17216F-AB-0	CINCINNATI LIFE INSURANCE COMPANY - CMO		06/18/2024	Direct		903	903	367	891	0	12	0	12	0	903	0	0	0	0	08/24/2041	1.E
172973-UB-0	CMSI 2005-3 B1 - CMO/RMBS		06/01/2024	Paydown		171	442	372	216	(50)	5	0	(45)	0	171	0	0	0	10	04/25/2035	5.A FM
172973-UB-0	CMSI 2005-3 B1 - CMO/RMBS		06/01/2024	Paydown		83	237	200	56	25	3	0	27	0	83	0	0	0	5	04/25/2035	6. FM
17306S-AA-1	CMLTI 2006-AR3 11A - CMO/RMBS		06/01/2024	Paydown		3,011	3,189	1,938	2,921	0	90	0	90	0	3,011	0	0	0	70	06/25/2036	1.A FM
17307G-4H-8	CMLTI 2006-WF1 A2C - RMBS		06/01/2024	Paydown		2,663	2,663	1,658	2,649	0	14	0	14	0	2,663	0	0	0	24	03/25/2036	1.A FM
17307G-4L-9	CMLTI 2006-WF1 A2F - CMO/RMBS		06/01/2024	Paydown		96,643	96,643	63,443	96,086	0	557	0	557	0	96,643	0	0	0	876	03/25/2036	1.A FM
17307G-GY-8	CMLTI 2004-NCM2 1A2 - CMO/RMBS		06/01/2024	Paydown		23,535	23,535	21,578	21,452	0	2,083	0	2,083	0	23,535	0	0	0	674	08/25/2034	3.B FM
17307G-MJ-4	CMLTI 2004-HYB4 WA - CMO/RMBS		06/01/2024	Paydown		506	506	394	422	0	84	0	84	0	506	0	0	0	14	12/26/2034	1.A FM
17309R-AA-0	CMLTI 2006-AR6 1A1 - CMO/RMBS		06/01/2024	Paydown		3,674	3,740	2,711	2,225	0	1,449	0	1,449	0	3,674	0	0	0	78	08/25/2036	1.A FM
17310V-AC-4	CMLTI 2006-HE3 A2C - RMBS		06/25/2024	Paydown		5,258	5,258	2,811	4,011	0	1,247	0	1,247	0	5,258	0	0	0	47	12/25/2036	1.A FM
17310V-AD-2	CMLTI 2006-HE3 A2D - RMBS		06/25/2024	Paydown		6,290	6,290	3,363	4,795	0	1,495	0	1,495	0	6,290	0	0	0	56	12/25/2036	1.A FM
17311L-AB-7	CMLTI 2007-AR5 1A2 - CMO/RMBS		06/01/2024	Paydown		1,660	1,735	798	0	0	1,660	0	1,660	0	1,660	0	0	0	30	04/25/2037	1.A FM
17311Y-AA-1	CBASS 2007-CB3 A1 - RMBS		06/01/2024	Paydown		36,006	36,006	13,507	36,036	0	(29)	0	(29)	0	36,006	0	0	0	292	03/25/2037	1. FM
17313N-AD-7	CMLTI 2007-9 1A4 - CMO/RMBS		06/01/2024	Paydown		18,218	16,984	9,049	18,404	0	(187)	0	(187)	0	18,218	0	0	0	541	10/25/2047	1.A FM
17315J-AV-4	CMLTI 2009-6 102 - CMO/RMBS		05/01/2024	Paydown		15,598	13,009	8,190	15,626	0	(28)	0	(28)	0	15,598	0	0	0	275	01/25/2037	1.A FM
17315X-AM-3	CMLTI 2009-9 5A2 - CMO/RMBS		06/01/2024	Paydown		25,874	40,550	22,926	25,530	0	344	0	344	0	25,874	0	0	0	919	01/25/2037	1. FM
17321P-AB-6	CMLTI 2013-8 1A2 - CMO/RMBS		06/01/2024	Paydown		10,775	11,184	8,888	10,363	0	413	0	413	0	10,775	0	0	0	242	05/25/2035	5.B GI
17323L-AK-3	CMLTI 2015-3 2A3 - CMO/RMBS		06/25/2024	Paydown		205,643	205,643	111,697	203,475	0	2,168	0	2,168	0	205,643	0	0	0	2,762	12/26/2036	1.A FM
17330V-AA-4	CMLTI 22A A1 - CMO/RMBS		06/01/2024	Paydown		3,412	3,412	3,412	3,409	0	2	0	2	0	3,412	0	0	0	88	05/25/2062	5.B GI
18976G-AF-3	CMLTI 2007-A6 A6 - CMO/RMBS		06/01/2024	Paydown		54,716	61,821	49,169	53,664	0	1,052	0	1,052	0	54,716	0	0	0	1,482	06/25/2037	1.A FM
191216-DE-7	COCA-COLA CO		04/18/2024	BANK/HSBCSI		134,018	170,000	169,968	169,977	0	1	0	1	0	169,978	0	(35,960)	(35,960)	1,409	03/15/2031	1.E FE
19685E-AC-5	COLT 222 A3 - CMO/RMBS		06/01/2024	Paydown		7,630	7,630	7,630	7,641	0	(11)	0	(11)	0	7,630	0	0	0	115	02/25/2067	1.F FE
19688M-AA-8	COLT 2022-8 A1 - CMO/RMBS		06/01/2024	Paydown		416,252	416,252	416,246	416,564	0	(312)	0	(312)	0	416,252	0	0	0	10,871	08/25/2067	1.A FE
19688M-AC-4	COLT 2022-8 A3 - CMO/RMBS		06/01/2024	Paydown		160,104	160,104	157,637	158,040	0	2,064	0	2,064	0	160,104	0	0	0	4,203	08/25/2067	1.F FE
19688N-AC-2	COLT 231 A3 - CMO/RMBS		06/01/2024	Paydown		198,985	198,985	198,984	199,099	0	(114)	0	(114)	0	198,985	0	0	0	6,129	04/25/2068	1.F FE
19688T-AB-1	COLT 241 A2 - RMBS		06/01/2024	Paydown		5,823	5,823	5,823	0	0	0	0	0	5,823	0	0	0	0	112	02/25/2069	1.C FE
20369E-AA-0	COMMUNITY HEALTH NETWORK INC		04/25/2024	JP MORGAN CHASE		1,965,000	2,000,000	2,005,860	2,001,354	0	(325)	0	(325)	0	2,001,030	0	(36,030)	(36,030)	41,899	05/01/2025	1.F FE
20826F-BF-2	CONOCOPHILLIPS CO		06/07/2024	MORGAN STANLEY & COMPANY		167,717	170,000	169,672	169,687	0	14	0	14	0	169,702	0	(1,985)	(1,985)	6,987	09/15/2033	1.F FE
210385-AD-2	CONSTELLATION ENERGY GENERATION LLC		04/23/2024	GOLDMAN		103,029	100,000	99,913	99,905	0	1	0	1	0	99,906	0	3,123	3,123	3,505	01/15/2034	2.A FE
21075W-KC-8	CONHE 991 B - RMBS		06/01/2024	Paydown		5,476	5,476	4,450	4,870	0	606	0	606	0	5,476	0	0	0	117	04/25/2030	1. FM

E05_16

STATEMENT AS OF JUNE 30, 2024 OF THE Reliance Standard Life Insurance Company

SCHEDULE D - PART 4

Show All Long-Term Bonds and Stock Sold, Redeemed or Otherwise Disposed of During the Current Quarter

1	2	3	4	5	6	7	8	9	10	Change In Book/Adjusted Carrying Value					16	17	18	19	20	21	22
										11	12	13	14	15							
CUSIP Identification	Description	Foreign	Disposal Date	Name of Purchaser	Number of Shares of Stock	Consideration	Par Value	Actual Cost	Prior Year Book/Adjusted Carrying Value	Unrealized Valuation Increase/(Decrease)	Current Year's (Amortization)/Accretion	Current Year's Other Than Temporary Impairment Recognized	Total Change in Book/Adjusted Carrying Value (11 + 12 - 13)	Total Foreign Exchange Change in Book /Adjusted Carrying Value	Book/Adjusted Carrying Value at Disposal Date	Foreign Exchange Gain (Loss) on Disposal	Realized Gain (Loss) on Disposal	Total Gain (Loss) on Disposal	Bond Interest/Stock Dividends Received During Year	Stated Contractual Maturity Date	NAIC Designation, NAIC Designation Modifier and SVO Administrative Symbol
..210795-0B-9	UNITED AIRLINES 2012-2 PASS THROUGH TRUS		04/29/2024	Paydown		6,732	6,732	6,379	6,571	0	161	0	161	0	6,732	0	0	0	135	04/29/2026	2.B FE
..210885-B*-9	WILCAC LIFE INSURANCE COMPANY - CMO		05/16/2024	Direct		2,896	2,896	1,866	2,823	0	74	0	74	0	2,896	0	0	0	0	05/16/2024	1.D
..21121#-AD-8	CONTINENTAL CASUALTY COMPANY - CMO		06/11/2024	Direct		1,560	1,560	673	1,532	0	28	0	28	0	1,560	0	0	0	0	09/15/2033	1.E
..21121#-AF-3	CONTINENTAL CASUALTY COMPANY - CMO		06/11/2024	Direct		900	900	394	884	0	16	0	16	0	900	0	0	0	0	09/15/2033	1.E
..21121#-AG-1	CONTINENTAL CASUALTY COMPANY - CMO		06/11/2024	Direct		750	750	386	736	0	14	0	14	0	750	0	0	0	0	09/15/2033	1.E
..21121#-AH-9	CONTINENTAL CASUALTY COMPANY - CMO		06/10/2024	Direct		4,200	4,200	2,167	4,125	0	75	0	75	0	4,200	0	0	0	0	10/12/2032	1.E
..21121#-AK-2	CONTINENTAL CASUALTY COMPANY - CMO		06/21/2024	Direct		1,500	1,500	936	1,464	0	36	0	36	0	1,500	0	0	0	0	03/20/2028	1.E
..21121#-AL-0	CONTINENTAL CASUALTY COMPANY - CMO		06/10/2024	Direct		3,000	3,000	1,591	2,949	0	51	0	51	0	3,000	0	0	0	0	10/12/2032	1.E
..21121#-AN-6	CONTINENTAL CASUALTY COMPANY - CMO		06/11/2024	Direct		2,250	2,250	1,609	2,203	0	47	0	47	0	2,250	0	0	0	0	12/12/2025	1.E
..22540V-3D-2	CSFB 2002-18 1M2 - RMBS		06/01/2024	Paydown		112	112	73	113	0	(1)	0	(1)	0	112	0	0	0	2	06/25/2032	1.A FM
..22541N-0N-2	HEAT 2002-4 M2 - RMBS	C	04/25/2024	Paydown		35	35	23	31	0	4	0	4	0	35	0	0	0	0	03/25/2033	1.A FM
..22541Q-3U-4	CSFB 2003-29 1A1 - CMO/RMBS		06/01/2024	Paydown		11,669	11,669	10,502	10,935	0	734	0	734	0	11,669	0	0	0	186	12/25/2033	1.A FM
..22541Q-PZ-9	CSFB 2003-21 4A1 - CMO/RMBS		06/01/2024	Paydown		1,933	1,933	1,736	1,788	0	145	0	145	0	1,933	0	0	0	44	08/25/2033	1.A FM
..22541S-FH-6	CSFB 2004-AR4 5M1 - RMBS		06/25/2024	Paydown		37,101	37,101	35,016	35,399	0	1,702	0	1,702	0	37,101	0	0	0	825	05/25/2034	1.A FM
..22541S-YR-4	CSFB 2004-AR8 8M1 - RMBS		06/25/2024	Paydown		28,263	28,263	28,334	27,477	0	786	0	786	0	28,263	0	0	0	706	09/25/2034	1.A FM
..225458-2H-0	CSFB 2005-8 7A1 - CMO/RMBS		05/01/2024	Paydown		11,942	16,331	9,018	11,922	0	20	0	20	0	11,942	0	0	0	490	09/25/2035	1.A FM
..225458-2H-0	CSFB 2005-8 7A1 - CMO/RMBS		05/01/2024	Paydown		3,935	5,381	4,100	3,878	0	56	0	56	0	3,935	0	0	0	161	09/25/2035	5.A FM
..225470-QX-4	HEMT 2005-5 A2A - RMBS		04/25/2024	Paydown		1,529	1,529	457	1,529	0	0	0	0	0	1,529	0	0	0	1	04/25/2036	5.A FM
..225470-QX-4	HEMT 2005-5 A2A - RMBS		06/25/2024	Paydown		10,125	10,125	3,028	10,125	0	0	0	0	0	10,125	0	0	0	8	04/25/2036	4.B FM
..225470-VM-2	CSMC 2006-1 321 - CMO/RMBS		06/01/2024	Paydown		13,089	12,928	12,152	13,170	0	(81)	0	(81)	0	13,089	0	0	0	252	02/25/2036	1.A FM
..231021-AW-6	CUMMINS INC		04/22/2024	Inc.		245,993	250,000	249,170	0	0	11	0	11	0	249,181	0	(3,189)	(3,189)	2,253	02/20/2034	1.F FE
..23166M-AA-1	CUSHMAN & WAKEFIELD US BORROWER LLC		06/18/2024	Various		83,993	84,000	84,000	84,000	0	0	0	0	0	84,000	0	(7)	(7)	3,309	05/15/2028	3.C FE
..23242W-AN-9	CWALT 2006-J4 2A6 - CMO/RMBS		06/25/2024	Paydown		6,089	6,054	6,127	6,127	0	(38)	0	(38)	0	6,089	0	0	0	153	07/25/2036	1.A FM
..232433-AA-0	CWIL 06SD4 A1 - RMBS		06/25/2024	Paydown		28,562	33,494	22,317	28,459	0	103	0	103	0	28,562	0	0	0	882	12/26/2036	1.A FM
..23245C-AD-2	CWIL 2007-1 2A3 - RMBS		06/25/2024	Paydown		5,137	5,137	2,973	2,118	0	2,970	0	2,970	0	5,088	0	48	48	78	08/25/2033	1.A FM
..23291K-AJ-4	DH EUROPE FINANCE II SARL	C	04/04/2024	SECURITIES, INC.		7,958	10,000	9,981	9,984	0	0	0	0	0	9,984	0	(2,027)	(2,027)	129	11/15/2039	1.G FE
..233046-AK-7	DNKN 2019-1 A22 - RMBS		05/20/2024	Paydown		250	250	240	0	0	10	0	10	0	250	0	0	0	3	05/20/2049	2.B FE
..233046-AS-0	DNKN 2021-1 A23 - RMBS		05/20/2024	Paydown		500	500	417	0	0	83	0	83	0	500	0	0	0	7	11/20/2051	2.B FE
..23332Q-AS-2	DSLA 2006AR2 2A3 - RMBS		06/20/2024	Paydown		16,989	16,356	12,549	16,927	0	63	0	63	0	16,989	0	0	0	208	10/19/2036	1.A FM
..23332Q-AS-2	DSLA 2006AR2 2A3 - RMBS		06/20/2024	Paydown		33,978	32,712	27,823	34,037	0	(59)	0	(59)	0	33,978	0	0	0	417	10/19/2036	3.A FM
..23332U-BN-3	DSLA 2004-AR3 B3 - CMO/RMBS		06/20/2024	Paydown		527	1,219	908	438	89	0	89	89	0	527	0	0	0	35	07/19/2044	1.A FM
..25150Q-AB-3	DBALT 2006-0A1 A2 - RMBS		06/25/2024	Paydown		2,537	11,098	5,932	2,619	0	(82)	0	(82)	0	2,537	0	0	0	187	02/25/2047	1.A FM
..25150Q-AB-3	DBALT 2006-0A1 A2 - RMBS		06/25/2024	Paydown		20,293	88,786	64,767	21,217	0	(924)	0	(924)	0	20,293	0	0	0	1,495	02/25/2047	5.B FM
..25150U-AB-4	DBALT 2007-0A2 A2 - RMBS		04/25/2024	Paydown		800	721	372	796	0	4	0	4	0	800	0	0	0	10	04/25/2047	5.C FM
..25150X-AC-6	DBALT 2007-0A5 A3 - RMBS		06/25/2024	Paydown		63,460	63,460	44,354	61,868	1,036	555	0	1,592	0	63,460	0	0	0	938	08/25/2047	6.FM
..251510-HP-1	DBALT 2005-5 1A4 - CMO/RMBS		06/01/2024	Paydown		29,460	28,856	29,288	28,874	0	586	0	586	0	29,460	0	0	0	621	11/26/2035	5.A FM
..25151V-AA-3	DBALT 2007-0A1 A1 - RMBS		06/25/2024	Paydown		6,949	6,949	4,326	6,940	0	8	0	8	0	6,949	0	0	0	83	02/25/2047	1.A FM
..25151X-AG-6	DBALT 2007-0A4 A2B - RMBS		05/28/2024	Paydown		14,655	11,352	12,933	14,589	0	65	0	65	0	14,655	0	0	0	203	08/26/2047	5.C FM
..25278X-AM-1	DIAMONDBACK ENERGY INC		04/11/2024	TDSecurities MARKETAXESS CORPORATION		475,520	500,000	509,810	504,287	0	(431)	0	(431)	0	503,857	0	(28,337)	(28,337)	6,049	12/01/2026	2.B FE
..254687-DZ-6	WALT DISNEY CO		04/18/2024			16,031	15,000	15,698	15,481	0	(10)	0	(10)	0	15,472	0	560	560	328	12/15/2034	1.G FE
..25470D-BG-3	DISCOVERY COMMUNICATIONS LLC		05/17/2024	Call @ 79.43		250,211	315,000	375,969	371,241	0	(586)	0	(586)	0	370,655	0	(120,444)	(120,444)	19,050	05/15/2049	2.C FE
..25525P-AA-5	DIVERSIFIED HEALTHCARE TRUST		06/03/2024	Direct		6,000	6,000	6,735	5,889	178	(68)	0	111	0	6,000	0	0	0	35	06/15/2025	5.C FE
..26248X-AC-8	DRSLF 97 B - CDO	C	05/03/2024	Various		6,009,700	6,000,000	6,000,000	0	0	0	0	0	6,000,000	0	9,700	9,700	17,538	04/20/2035	1.C FE	

E05.17

STATEMENT AS OF JUNE 30, 2024 OF THE Reliance Standard Life Insurance Company

SCHEDULE D - PART 4

Show All Long-Term Bonds and Stock Sold, Redeemed or Otherwise Disposed of During the Current Quarter

1	2	3	4	5	6	7	8	9	10	Change In Book/Adjusted Carrying Value					16	17	18	19	20	21	22
										11	12	13	14	15							
CUSIP Identification	Description	Foreign	Disposal Date	Name of Purchaser	Number of Shares of Stock	Consideration	Par Value	Actual Cost	Prior Year Book/ Adjusted Carrying Value	Unrealized Valuation Increase/ (Decrease)	Current Year's (Amortization)/ Accretion	Current Year's Other Than Temporary Impairment Recognized	Total Change in Book/ Adjusted Carrying Value (11 + 12 - 13)	Total Foreign Exchange Change in Book /Adjusted Carrying Value	Book/ Adjusted Carrying Value at Disposal Date	Foreign Exchange Gain (Loss) on Disposal	Realized Gain (Loss) on Disposal	Total Gain (Loss) on Disposal	Bond Interest/ Stock Dividends Received During Year	Stated Contractual Maturity Date	NAIC Designation, NAIC Designation Modifier and SVO Administrative Symbol
..26251N-AE-0	DRSLF 60 D - CDO		04/25/2024	SG AMERICAS SECURITIES, LLC		1,000,000	1,000,000	987,500	0	0	387	0	387	0	987,887	0	12,113	12,113	24,780	07/15/2031	2.C FE
..26252Q-AL-6	DRSLF 68 BR - CDO		06/26/2024	JP MORGAN SECURITIES LLC		5,005,500	5,000,000	5,002,500	0	0	(15)	0	(15)	0	5,002,485	0	3,015	3,015	73,914	07/15/2035	1.C FE
..268432-AC-5	EFMT 224 A3 - CMO/RMBS		06/01/2024	Paydown		49,537	49,537	48,215	48,406	0	1,130	0	1,130	0	49,537	0	0	0	1,111	09/25/2067	1.F FE
..26844Q-AC-1	EFMT 2023-1 A3 - CMO/RMBS		06/01/2024	Paydown		282,615	282,615	284,872	284,893	0	(2,278)	0	(2,278)	0	282,615	0	0	0	7,389	02/27/2068	1.F FE
..26875P-AT-8	EOG RESOURCES INC		06/04/2024	DEUTSCHE BANK SECURITIES, INC.		18,720	20,000	19,882	19,889	0	1	0	1	0	19,890	0	(1,171)	(1,171)	633	04/15/2050	1.6 FE
..26875P-AU-5	EOG RESOURCES INC		06/04/2024	DEUTSCHE BANK SECURITIES, INC.		38,944	40,000	39,984	39,989	0	1	0	1	0	39,990	0	(1,046)	(1,046)	1,118	04/15/2030	1.6 FE
..26884T-AZ-5	ERAC USA FINANCE LLC		04/29/2024	GOLDMAN, SACHS & CO., SG AMERICAS SECURITIES, LLC		242,740	250,000	249,778	0	0	19	0	19	0	249,797	0	(7,057)	(7,057)	2,961	10/30/2034	1.6 FE
..27830X-AS-5	EATON 2019-1 DR - CDO		05/10/2024	LLC		5,005,000	5,000,000	5,000,000	5,000,000	0	0	0	0	0	5,000,000	0	5,000	5,000	267,045	04/15/2031	2.C FE
..27831B-AJ-2	EATON 2018-1 D - CDO	C	05/31/2024	Paydown		1,000,000	1,000,000	1,000,000	1,000,000	0	0	0	0	0	1,000,000	0	0	0	55,802	10/15/2030	2.C FE
..27831E-AA-5	EATON 2018-1 E - CDO	C	05/31/2024	Paydown		141,348	242,737	238,853	281,110	0	(139,762)	0	(139,762)	0	141,348	0	0	0	18,351	10/15/2030	3.C FE
..28000X-AA-6	EDGE 221 A2 - ABS		06/25/2024	Paydown		2,396	2,396	2,330	2,348	0	48	0	48	0	2,396	0	0	0	43	03/25/2052	2.B FE
..286181-AF-9	ELEMENT FLEET MANAGEMENT CORP		04/06/2024	Maturity @ 100.00		110,000	110,000	109,871	109,989	0	11	0	11	0	110,000	0	0	0	880	04/06/2024	2.A FE
..288547-AS-1	ELAT 2007-2 A2F - RMBS		06/25/2024	Paydown		3,429	3,429	2,930	3,125	0	303	0	303	0	3,429	0	0	0	68	05/26/2037	1.A FM
..29002G-AE-1	ELMIV4 IV D - CDO	C	05/20/2024	Paydown		250,000	250,000	250,000	250,000	0	0	0	0	0	250,000	0	0	0	13,204	04/15/2033	2.C FE
..29002H-AS-8	ELMIV3 III DR - CDO	C	06/20/2024	Paydown		5,000,000	5,000,000	5,000,000	5,000,000	0	0	0	0	0	5,000,000	0	0	0	297,165	10/20/2034	2.C FE
..29246X-AB-6	EMPRESA ELECTRICA COCHRANE SPA		05/14/2024	Paydown		204,300	204,300	204,296	204,300	0	0	0	0	0	204,300	0	0	0	5,618	05/14/2027	3.A FE
..29273V-AW-0	ENERGY TRANSFER LP		06/07/2024	BARCLAYS CAPITAL INC		5,863,680	6,000,000	5,808,000	0	0	(15)	0	(15)	0	5,807,985	0	55,695	55,695	79,333	05/15/2054	2.B FE
..29273V-BA-7	ENERGY TRANSFER LP		06/06/2024	HSBC SECURITIES		4,978,600	5,000,000	4,987,050	0	0	0	0	0	4,987,050	0	(8,450)	(8,450)	0	09/01/2034	2.B FE	
..29273V-BB-5	ENERGY TRANSFER LP		06/06/2024	Various		9,897,750	10,000,000	9,946,100	0	0	0	0	0	9,946,100	0	(48,350)	(48,350)	0	09/01/2054	2.B FE	
..29278N-AH-6	ENERGY TRANSFER LP		04/15/2024	Maturity @ 100.00		1,000,000	1,000,000	881,260	990,359	0	9,641	0	9,641	0	1,000,000	0	0	0	22,500	04/15/2024	2.B FE
..29287T-AB-5	ENGIE ENERGIA CHILE SA	C	05/30/2024	PERSHING DIV OF DLJ SEC LNDING MARKETAXESS CORPORATION		201,750	200,000	197,894	0	0	18	0	18	0	197,912	0	3,838	3,838	1,523	04/17/2034	2.B FE
..29379V-BA-0	ENTERPRISE PRODUCTS OPERATING LLC		04/18/2024			17,698	20,000	22,870	22,607	0	(27)	0	(27)	0	22,580	0	(4,882)	(4,882)	585	03/15/2044	1.6 FE
..29445F-CR-7	EMLT 2005-1 M4 - RMBS		06/25/2024	Paydown		4,399	4,399	3,694	4,352	0	48	0	48	0	4,399	0	0	0	76	04/25/2035	1.A FM
..29449W-AF-4	EQUITABLE FINANCIAL LIFE GLOBAL FUNDING		06/26/2024	CREDIT AGRICOLE		1,768,500	2,000,000	1,994,640	1,996,714	0	369	0	369	0	1,997,083	0	(228,583)	(228,583)	28,900	03/08/2028	1.E FE
..295242-A#-8	ERIE FAMILY LIFE INSURANCE COMPANY - CMO		05/29/2024	Direct		1,800	1,800	1,028	1,768	0	32	0	32	0	1,800	0	0	0	0	12/01/2030	1.F
..30225V-AH-0	EXTRA SPACE STORAGE LP		06/06/2024	GOLDMAN		56,620	60,000	59,931	59,942	0	4	0	4	0	59,946	0	(3,326)	(3,326)	1,599	04/01/2029	2.B FE
..30247D-AE-1	FFML 2006-FF13 A2D - RMBS		06/25/2024	Paydown		16,295	16,295	9,186	16,145	0	150	0	150	0	16,295	0	0	0	183	10/25/2036	1.A FM
..30292C-AL-1	FREMF 2014-K38 C - CMBS		04/25/2024	Paydown		2,500,000	2,500,000	2,667,188	2,504,211	0	(4,211)	0	(4,211)	0	2,500,000	0	0	0	38,108	06/25/2047	1.A
..30605Y-AB-7	FLCON 171 A - ABS	D	06/15/2024	Paydown		24,384	24,384	22,624	24,107	0	277	0	277	0	24,384	0	0	0	488	02/15/2042	1.G FE
..30610G-AA-1	FLCON 2019-1 A - ABS	D	06/15/2024	Paydown		9,588	9,588	8,890	9,139	0	449	0	449	0	9,588	0	0	0	145	09/15/2039	2.B FE
..310225-A*-8	FARMERS NEW WORLD LIFE INSURANCE COMPANY		06/04/2024	Direct		6,000	6,000	2,615	5,879	0	121	0	121	0	6,000	0	0	0	0	08/01/2028	1.E
..31659E-AC-2	FMIC 2006-2 2A2 - RMBS		06/25/2024	Paydown		24,039	24,039	13,117	23,789	0	250	0	250	0	24,039	0	0	0	9	07/25/2036	1.A FM
..31659T-EJ-0	FMIC 2005-3 M1 - RMBS		06/25/2024	Paydown		86,541	86,541	55,793	76,015	0	10,526	0	10,526	0	86,541	0	0	0	180	02/25/2036	1.A FM
..31659T-EZ-4	FMIC 2006-1 A3 - RMBS		06/25/2024	Paydown		24,998	24,998	15,881	24,605	0	393	0	393	0	24,998	0	0	0	64	05/25/2036	1.A FM
..31684H-AA-8	FIGRE 24HE1 A - RMBS		06/25/2024	Paydown		8,104	8,104	8,104	8,104	0	0	0	0	0	8,104	0	0	0	73	03/25/2054	1.A FE
..31825#-AA-2	ALLIANZ GLOBAL CORPORATE & SPECIALTY SE		06/27/2024	Direct		5,212	5,212	2,845	5,086	0	126	0	126	0	5,212	0	0	0	0	12/01/2026	1.C
..31825#-AB-0	ALLIANZ GLOBAL CORPORATE & SPECIALTY SE		06/27/2024	Direct		7,307	7,307	4,234	7,163	0	143	0	143	0	7,307	0	0	0	0	11/01/2030	1.C
..31825#-AC-8	ALLIANZ GLOBAL CORPORATE & SPECIALTY SE		06/27/2024	Direct		8,572	8,572	5,034	8,405	0	167	0	167	0	8,572	0	0	0	0	11/01/2030	1.C
..32027G-AA-4	FFML 2006-FF12 A1 - RMBS		06/25/2024	Paydown		10,892	10,892	7,567	9,264	0	1,628	0	1,628	0	10,892	0	0	0	195	09/25/2036	1.A FM
..32027G-AE-6	FFML 2006-FF12 A5 - RMBS		06/25/2024	Paydown		41,156	41,156	26,122	35,382	0	5,775	0	5,775	0	41,156	0	0	0	772	09/25/2036	1.A FM
..32027N-OM-6	FFML 2005-FF1 M2 - RMBS		06/25/2024	Paydown		10,395	10,395	8,520	10,133	0	261	0	261	0	10,395	0	0	0	605	12/25/2034	1.A FM
..32028G-AA-3	FFML 2006-FF15 A1 - RMBS		06/25/2024	Paydown		75,512	75,512	50,948	63,596	0	11,916	0	11,916	0	75,512	0	0	0	1,354	11/25/2036	1.A FM

E05.18

STATEMENT AS OF JUNE 30, 2024 OF THE Reliance Standard Life Insurance Company

SCHEDULE D - PART 4

Show All Long-Term Bonds and Stock Sold, Redeemed or Otherwise Disposed of During the Current Quarter

1	2	3	4	5	6	7	8	9	10	Change In Book/Adjusted Carrying Value					16	17	18	19	20	21	22
										11	12	13	14	15							
CUSIP Identification	Description	For- eign	Disposal Date	Name of Purchaser	Number of Shares of Stock	Consid- eration	Par Value	Actual Cost	Prior Year Book/ Adjusted Carrying Value	Unrealized Valuation Increase/ (Decrease)	Current Year's (Amor- tization)/ Accretion	Current Year's Other Than Temporary Impairment Recogn- ized	Total Change in Book/ Adjusted Carrying Value (11 + 12 - 13)	Total Foreign Exchange Change in Book /Adjusted Carrying Value	Book/ Adjusted Carrying Value at Disposal Date	Foreign Exchange Gain (Loss) on Disposal	Realized Gain (Loss) on Disposal	Total Gain (Loss) on Disposal	Bond Interest/ Stock Dividends Received During Year	Stated Con- tractual Maturity Date	NAIC Desig- nation, NAIC Desig- nation Modifier and SVO Admini- strative Symbol
..32028G-AB-1	FFML 2006-FF15 A2 - RMBS		06/25/2024	Paydown		54,051	54,051	38,090	46,450	0	7,600	0	7,600	0	54,051	0	0	0	1,016	11/25/2036	1.A FM
..32028G-AE-5	FFML 2006-FF15 A5 - RMBS		06/25/2024	Paydown		19,713	19,713	17,243	19,128	0	584	0	584	0	19,713	0	0	0	279	11/25/2036	1.A FM
..32051G-AC-9	FHAMS 2004-AA4 B1 - CMO/RMBS		06/01/2024	Paydown		16,316	20,046	13,478	16,072	0	244	0	244	0	16,316	0	0	0	509	10/25/2034	1.A FM
..32051G-BD-6	FHASI 2004-AR6 2A1 - CMO/RMBS		06/01/2024	Paydown		908	908	637	689	0	219	0	219	0	908	0	0	0	23	12/25/2034	1.A FM
..32051G-L3-7	FHAMS 2005-FA11 1A1 - CMO/RMBS		06/25/2024	Paydown		5,212	5,314	1,992	5,196	0	16	0	16	0	5,212	0	0	0	129	02/25/2036	1.A FM
..32051G-S8-9	FHAMS 2006-FA1 1A5 - CMO/RMBS		06/01/2024	Paydown		25,088	27,064	20,672	25,192	0	(105)	0	(105)	0	25,088	0	0	0	604	04/25/2036	1.A FM
..32115B-AA-8	FNLC 2007-1 A1 - RMBS		06/25/2024	Paydown		26,387	26,387	14,634	26,249	0	138	0	138	0	26,387	0	0	0	191	08/25/2037	1.A FM
..32115B-AC-4	FNLC 2007-1 A3 - RMBS		06/25/2024	Paydown		83,104	83,104	46,449	82,722	0	382	0	382	0	83,104	0	0	0	602	08/25/2037	1.A FM
..345397-C2-7	FORD MOTOR CREDIT COMPANY LLC		05/07/2024	BANC OF AMERICA/FIXED INCOME MARKETAXESS CORPORATION		486,700	500,000	499,935	500,000	0	0	0	0	0	500,000	0	(13,300)	(13,300)	11,069	05/28/2027	3.A FE
..345397-C6-8	FORD MOTOR CREDIT COMPANY LLC		06/27/2024			529,485	500,000	499,385	499,387	0	39	0	39	0	499,426	0	30,059	30,059	29,808	03/06/2030	2.C FE
..345397-E7-4	FORD MOTOR CREDIT COMPANY LLC		06/05/2024	Stifel Nicolaus & Co.		1,001,880	1,000,000	998,810	0	0	20	0	20	0	998,830	0	3,050	3,050	3,088	05/17/2027	2.C FE
..349553-AM-9	FORTIS INC		04/16/2024	J P MORGAN SECURITIES		209,983	223,000	223,000	223,000	0	0	0	0	0	223,000	0	(13,017)	(13,017)	3,652	10/04/2026	2.C FE
..35564K-DX-4	STACR 2021-DNA2 B1 - CMO/RMBS		06/10/2024	Morgan Stanley		374,467	335,000	334,475	334,574	0	9	0	9	0	334,583	0	39,884	39,884	13,649	08/25/2033	3.A FE
..35564K-EL-9	STACR 2021-DNA3 M2 - CMO/RMBS		05/08/2024	Call @ 100.00		123,526	120,000	120,338	120,348	0	(67)	0	(67)	0	120,281	0	(281)	(281)	6,993	10/25/2033	2.A FE
..35564K-HE-2	STACR 2021-DNA5 M2 - CMO/RMBS		06/25/2024	Paydown		1,018	1,018	1,018	1,018	0	0	0	0	0	1,018	0	0	0	30	01/25/2034	1.A
..35708T-AU-1	FREMF 2017-K726 C - CMBS		04/25/2024	Paydown		300,000	300,000	293,297	299,689	0	311	0	311	0	300,000	0	0	0	4,127	07/26/2049	1.A
..36169C-AA-2	GCAT 211 A1 - CMO/RMBS		06/25/2024	Paydown		7,945	7,945	7,945	7,945	0	0	0	0	0	7,945	0	0	0	83	11/25/2049	5.B GI
..36169D-AA-0	GCAT 23NQ2 A1 - CMO/RMBS		06/01/2024	Paydown		10,031	10,031	9,613	9,631	0	400	0	400	0	10,031	0	0	0	232	11/25/2067	1.A FE
..36169D-AC-6	GCAT 23NQ2 A3 - CMO/RMBS		06/01/2024	Paydown		160,461	160,461	160,451	160,599	0	(139)	0	(139)	0	160,461	0	0	0	4,192	11/25/2067	1.A
..36169G-AC-9	GCAT 2023-NQM3 A3 - RMBS		06/01/2024	Paydown		11,496	11,496	11,495	11,487	0	8	0	8	0	11,496	0	0	0	340	08/27/2068	1.F FE
..36170H-AC-4	GCAT 2022-NQM4 A3 - CMO/RMBS		06/01/2024	Paydown		230,029	230,029	226,179	227,290	0	2,739	0	2,739	0	230,029	0	0	0	5,249	08/25/2067	1.F FE
..36171F-AC-7	GCAT 23NQ4 A3 - RMBS		06/01/2024	Paydown		2,347	2,347	2,069	2,078	0	278	0	278	0	2,347	0	0	0	43	05/25/2067	1.F FE
..36228F-AU-7	GSR 2004-7 B2 - CMO/RMBS		06/01/2024	Paydown		6,947	6,986	5,810	(3,065)	10,012	0	0	10,012	0	6,947	0	0	0	103	06/25/2034	6. FM
..36228F-7F-7	GSAA 2004-6 M1 - RMBS		06/25/2024	Paydown		1,503	1,503	977	1,328	0	175	0	175	0	1,503	0	0	0	29	06/25/2034	1.A FM
..36228F-K2-1	GSR 2004-3F B1 - CMO/RMBS		06/01/2024	Paydown		7,196	7,196	7,097	7,001	0	195	0	195	0	7,196	0	0	0	172	02/25/2034	1.A FM
..36228F-R4-0	GSAMP 2004-HE1 M2 - RMBS		06/25/2024	Paydown		4,971	4,961	2,999	4,975	0	(4)	0	(4)	0	4,971	0	0	0	44	05/25/2034	1.A FM
..36228F-US-3	GSR 2003-7F 5A5 - CMO/RMBS		06/25/2024	Paydown		11	11	12	8	0	3	0	3	0	11	0	0	0	0	10/25/2032	1.A FM
..36228F-AD-7	GSAA 2006-15 AF4 - RMBS		06/01/2024	Paydown		27,276	27,276	11,569	27,284	0	(9)	0	(9)	0	27,276	0	0	0	172	09/25/2036	1. FM
..3622EC-AA-4	GSAA 2007-5 AV1 - RMBS		06/25/2024	Paydown		192	192	68	24	0	168	0	168	0	192	0	0	0	1	05/26/2037	1.A FM
..3622EL-AF-3	GSAA 2006-18 F5A - RMBS		06/01/2024	Paydown		15,029	15,029	10,633	14,962	0	67	0	67	0	15,029	0	0	0	68	11/25/2036	1. FM
..3622EU-AD-8	GSAA 2007-2 A4A - RMBS		05/01/2024	Paydown		4,205	4,205	1,903	4,192	0	13	0	13	0	4,205	0	0	0	6	03/25/2037	1.A FM
..3622EU-AE-6	GSAA 2007-2 A5A - RMBS		05/01/2024	Paydown		14,636	14,636	5,644	14,602	0	33	0	33	0	14,636	0	0	0	20	03/25/2037	1.A FM
..3622MA-AB-7	GSAMP 2007-FM1 A2A - RMBS		06/25/2024	Paydown		16,668	16,668	8,876	16,613	0	55	0	55	0	16,668	0	0	0	98	12/25/2036	1.A FM
..3622MI-BG-7	GSR 2007-3F 1A3 - CMO/RMBS		06/01/2024	Paydown		17,450	18,712	17,308	16,728	0	722	0	722	0	17,450	0	0	0	343	05/26/2037	1.A FM
..3622N6-AA-7	GSR 2007-AR2 1A1 - CMO/RMBS		04/01/2024	Paydown		2,939	24	14	0	0	0	0	0	0	2,939	0	0	0	0	05/26/2037	5.B GI
..362334-ED-2	GSAMP 2006-NC1 M1 - RMBS		06/25/2024	Paydown		28,905	28,905	21,092	25,660	0	3,245	0	3,245	0	28,905	0	0	0	868	02/25/2036	1.A FM
..362334-NV-2	GSRPM 2006-1 M1 - RMBS		06/25/2024	Paydown		268,444	268,444	228,177	268,777	0	(333)	0	(333)	0	268,444	0	0	0	4,420	03/25/2035	1.A FM
..362334-QE-7	GSAA 2006-7 F5B - RMBS		06/01/2024	Paydown		63,979	63,979	31,151	63,838	0	141	0	141	0	63,979	0	0	0	529	03/25/2046	1.A FM
..362341-2J-7	GSAMP 2006-S1 A1 - RMBS		06/25/2024	Paydown		25,415	25,415	4,448	25,514	0	(99)	0	(99)	0	25,415	0	0	0	77	11/25/2035	1.A FM
..362341-BT-1	GSR 2006-1F 111 - CMO/RMBS		06/01/2024	Paydown		12,708	14,363	13,305	11,255	0	1,453	0	1,453	0	12,708	0	0	0	363	02/25/2036	6. FM
..362341-NZ-8	GSR 2005-AR7 2A1 - CMO/RMBS		06/01/2024	Paydown		2,778	2,778	2,664	2,681	0	98	0	98	0	2,778	0	0	0	53	11/25/2035	1.A FM
..362341-ZD-4	GSAMP 2005-HE5 M3 - RMBS		06/25/2024	Paydown		401,437	401,437	221,995	383,746	0	17,692	0	17,692	0	401,437	0	0	0	5,532	11/25/2035	1.A FM
..36242D-CH-4	GSR 2004-BF 2A3 - CMO/RMBS		06/01/2024	Paydown		9,976	8,467	7,390	7,390	0	2,586	0	2,586	0	9,976	0	0	0	0	09/25/2034	1.A FM
..36245D-AD-2	GSAMP 2006-FM2 A2C - RMBS		06/25/2024	Paydown		28,969	28,969	12,136	28,885	0	84	0	84	0	28,969	0	0	0	90	09/25/2036	1.A FM

E05.19

STATEMENT AS OF JUNE 30, 2024 OF THE Reliance Standard Life Insurance Company

SCHEDULE D - PART 4

Show All Long-Term Bonds and Stock Sold, Redeemed or Otherwise Disposed of During the Current Quarter

1	2	3	4	5	6	7	8	9	10	Change In Book/Adjusted Carrying Value					16	17	18	19	20	21	22
										11	12	13	14	15							
CUSIP Identification	Description	Foreign	Disposal Date	Name of Purchaser	Number of Shares of Stock	Consideration	Par Value	Actual Cost	Prior Year Book/Adjusted Carrying Value	Unrealized Valuation Increase/(Decrease)	Current Year's (Amortization)/Accretion	Current Year's Other Than Temporary Impairment Recognized	Total Change in Book/Adjusted Carrying Value (11 + 12 - 13)	Total Foreign Exchange Change in Book /Adjusted Carrying Value	Book/Adjusted Carrying Value at Disposal Date	Foreign Exchange Gain (Loss) on Disposal	Realized Gain (Loss) on Disposal	Total Gain (Loss) on Disposal	Bond Interest/Stock Dividends Received During Year	Stated Contractual Maturity Date	NAIC Designation, NAIC Designation Modifier and SVO Administrative Symbol
..36245T-AC-9	GSAMP 2006-FM3 A2B - RMBS		06/25/2024	Paydown		39,916	39,916	20,657	39,660	0	257	0	257	0	39,916	0	0	0	176	11/25/2036	1.A FM
..362650-AM-5	GSR 2006-4F 3A1 - CMO/RMBS		06/01/2024	Paydown		332,956	350,796	567,330	441,961	(113,127)	4,122	0	(109,005)	0	332,956	0	0	0	9,323	05/25/2036	6. FM
..362669-BM-4	GSR 2007-4F 311 - CMO/RMBS		06/01/2024	Paydown		19,160	18,972	15,747	19,196	0	(36)	0	(36)	0	19,160	0	0	0	569	07/25/2037	1.A FM
..36297T-AC-6	GSR 2006-AR2 2A2 - CMO/RMBS		06/01/2024	Paydown		13,804	3,586	1,888	0	0	13,804	0	13,804	0	13,804	0	0	0	64	04/25/2036	1. FM
..36297T-AN-2	GSR 2006-AR2 1B2 - CMO/RMBS		06/25/2024	Paydown		104	104	68	102	0	2	0	2	0	104	0	0	0	3	12/25/2035	1.A FM
..36321L-AG-4	GALXY 26 D - CDO		05/22/2024	Paydown		4,500,000	4,500,000	4,289,400	4,342,205	0	157,795	0	157,795	0	4,500,000	0	0	0	197,026	11/24/2031	2.C FE
..36830D-AD-3	GC TREASURY CENTER CO LTD	D	04/18/2024	Call @ 91.62		419,643	458,000	422,833	425,201	0	1,009	0	1,009	0	426,210	0	(6,568)	(6,568)	11,531	03/30/2032	2.B FE
..36831C-AB-8	GCAT 24NQM2 A2 - RMBS		06/01/2024	Paydown		3,107	3,107	3,107	0	0	0	0	0	0	3,107	0	0	0	17	06/25/2059	1.C FE
..368770-A*-4	GENERAL AMERICAN LIFE INSURANCE COMPANY		06/25/2024	Direct		874	583	320	855	0	20	0	20	0	874	0	0	0	0	10/25/2026	1.D
..37045X-EV-4	GENERAL MOTORS FINANCIAL COMPANY INC		04/01/2024	BNP Paribas		1,505,265	1,500,000	1,499,670	0	0	0	0	0	0	1,499,670	0	5,595	5,595	0	04/04/2034	2.B FE
..37249@-AA-9	GENWORTH LIFE INSURANCE COMPANY - CMO		06/03/2024	Direct		4,500	4,500	1,308	4,438	0	62	0	62	0	4,500	0	0	0	0	12/09/2040	4.C
..37249@-AB-7	GENWORTH LIFE INSURANCE COMPANY - CMO		06/11/2024	Direct		5,733	5,733	3,383	5,597	0	136	0	136	0	5,733	0	0	0	0	02/15/2026	4.C
..37249@-AC-5	GENWORTH LIFE INSURANCE COMPANY - CMO		06/11/2024	Direct		2,625	2,625	1,618	2,556	0	69	0	69	0	2,625	0	0	0	0	12/15/2024	4.C
..37249@-AD-3	GENWORTH LIFE INSURANCE COMPANY - CMO		06/24/2024	Direct		41,928	41,928	21,916	41,028	0	900	0	900	0	41,928	0	0	0	0	03/28/2026	4.C
..37249@-AF-8	GENWORTH LIFE INSURANCE COMPANY - CMO		06/11/2024	Direct		2,100	2,100	598	2,070	0	30	0	30	0	2,100	0	0	0	0	02/15/2042	4.C
..37249@-AH-4	GENWORTH LIFE INSURANCE COMPANY - CMO		06/24/2024	Direct		1,650	1,650	808	1,609	0	41	0	41	0	1,650	0	0	0	0	06/27/2027	4.C
..37249@-AV-3	GENWORTH LIFE INSURANCE COMPANY - CMO		06/25/2024	Direct		2,460	1,845	1,129	2,406	0	54	0	54	0	2,460	0	0	0	0	01/01/2027	4.C
..37249@-AX-9	GENWORTH LIFE INSURANCE COMPANY - CMO		04/01/2024	Direct		47,898	47,898	31,679	47,264	0	634	0	634	0	47,898	0	0	0	0	04/02/2027	4.C
..37250@-AD-9	GENWORTH LIFE AND ANNUITY INSURANCE COMP		06/17/2024	Direct		2,250	2,250	1,035	2,204	0	46	0	46	0	2,250	0	0	0	0	03/24/2028	4.C
..37250@-AE-7	GENWORTH LIFE AND ANNUITY INSURANCE COMP		06/14/2024	Direct		2,400	2,400	1,267	2,349	0	51	0	51	0	2,400	0	0	0	0	11/21/2028	4.C
..37250@-AF-4	GENWORTH LIFE AND ANNUITY INSURANCE COMP		06/26/2024	Direct		6,001	6,001	3,574	5,838	0	163	0	163	0	6,001	0	0	0	0	12/03/2026	4.C
..37250@-AK-3	GENWORTH LIFE AND ANNUITY INSURANCE COMP		06/14/2024	Direct		1,200	1,200	387	1,179	0	21	0	21	0	1,200	0	0	0	0	02/21/2034	4.C
..37250@-AL-1	GENWORTH LIFE AND ANNUITY INSURANCE COMP		06/24/2024	Direct		1,050	1,050	639	1,022	0	28	0	28	0	1,050	0	0	0	0	08/27/2027	4.C
..37250@-AP-2	GENWORTH LIFE AND ANNUITY INSURANCE COMP		06/25/2024	Direct		5,587	5,587	2,383	5,464	0	123	0	123	0	5,587	0	0	0	0	07/01/2028	4.C
..37250@-AT-4	GENWORTH LIFE AND ANNUITY INSURANCE COMP		06/07/2024	Direct		2,469	2,469	1,096	2,423	0	46	0	46	0	2,469	0	0	0	0	03/13/2031	4.C
..37250@-AX-5	GENWORTH LIFE AND ANNUITY INSURANCE COMP		06/27/2024	Direct		993	993	482	1,301	0	23	0	23	0	1,325	0	0	0	0	12/02/2035	4.C
..37250@-BE-6	GENWORTH LIFE AND ANNUITY INSURANCE COMP		06/07/2024	Direct		2,228	2,228	959	2,190	0	37	0	37	0	2,228	0	0	0	0	03/13/2034	4.C
..37250@-BF-3	GENWORTH LIFE AND ANNUITY INSURANCE COMP		06/11/2024	Direct		20,000	20,000	8,534	19,736	0	264	0	264	0	20,000	0	0	0	0	06/15/2031	4.C
..37250@-BL-0	GENWORTH LIFE AND ANNUITY INSURANCE COMP		06/11/2024	Direct		2,936	2,936	1,553	2,882	0	54	0	54	0	2,936	0	0	0	0	10/16/2032	4.C
..37250@-BQ-9	GENWORTH LIFE AND ANNUITY INSURANCE COMP		06/25/2024	Direct		3,000	3,000	1,780	3,924	0	76	0	76	0	4,000	0	0	0	0	02/01/2031	4.C
..37250@-BR-7	GENWORTH LIFE AND ANNUITY INSURANCE COMP		06/11/2024	Direct		1,362	1,362	730	1,338	0	24	0	24	0	1,362	0	0	0	0	10/16/2032	4.C
..37250@-CC-9	GENWORTH LIFE AND ANNUITY INSURANCE COMP		06/03/2024	Direct		2,100	2,100	1,262	2,065	0	35	0	35	0	2,100	0	0	0	0	08/06/2031	4.C
..37250@-CD-7	GENWORTH LIFE AND ANNUITY INSURANCE COMP		06/11/2024	Direct		1,174	1,174	682	1,155	0	19	0	19	0	1,174	0	0	0	0	10/16/2032	4.C
..37250@-CF-2	GENWORTH LIFE AND ANNUITY INSURANCE COMP		06/11/2024	Direct		2,401	2,401	1,316	2,361	0	40	0	40	0	2,401	0	0	0	0	01/19/2031	4.C
..37252E-A#-3	GENWORTH LIFE INSURANCE COMPANY OF NEW Y		06/11/2024	Direct		1,800	1,800	758	1,772	0	28	0	28	0	1,800	0	0	0	0	06/15/2036	5.A
..37252E-A*-7	GENWORTH LIFE INSURANCE COMPANY OF NEW Y		06/11/2024	Direct		1,800	1,800	668	1,766	0	34	0	34	0	1,800	0	0	0	0	06/15/2036	5.A
..37252E-A@-5	GENWORTH LIFE INSURANCE COMPANY OF NEW Y		06/05/2024	Direct		405	405	242	394	0	11	0	11	0	405	0	0	0	0	11/12/2024	5.A
..37252E-A#-2	GENWORTH LIFE INSURANCE COMPANY OF NEW Y		06/25/2024	Direct		2,100	1,575	947	2,056	0	44	0	44	0	2,100	0	0	0	0	11/01/2027	5.A
..37252E-B*-6	GENWORTH LIFE INSURANCE COMPANY OF NEW Y		06/11/2024	Direct		1,502	1,502	808	1,467	0	35	0	35	0	1,502	0	0	0	0	12/15/2024	5.A
..37252E-C#-1	GENWORTH LIFE INSURANCE COMPANY OF NEW Y		06/25/2024	Direct		6,044	4,533	2,340	5,926	0	118	0	118	0	6,044	0	0	0	0	02/01/2031	5.A
..37252E-C*-5	GENWORTH LIFE INSURANCE COMPANY OF NEW Y		06/25/2024	Direct		3,575	2,681	1,482	3,502	0	74	0	74	0	3,575	0	0	0	0	02/01/2030	5.A
..37252E-D*-4	GENWORTH LIFE INSURANCE COMPANY OF NEW Y		06/11/2024	Direct		2,187	2,187	1,405	2,136	0	51	0	51	0	2,187	0	0	0	0	11/15/2024	5.A
..37252E-E*-3	GENWORTH LIFE INSURANCE COMPANY OF NEW Y		06/25/2024	Direct		11,872	8,904	3,832	11,719	0	153	0	153	0	11,872	0	0	0	0	03/01/2043	5.A
..37555@-BZ-5	GILEAD SCIENCES INC		04/23/2024	GOLDMAN		99,343	100,000	99,838	99,845	0	7	0	7	0	99,852	0	(509)	(509)	3,223	10/15/2033	2.A FE
..378272-AH-1	GLENCORE FUNDING LLC		04/29/2024	Maturity @ 100.00		5,560,000	5,560,000	5,745,251	5,569,472	0	(9,472)	0	(9,472)	0	5,560,000	0	0	0	128,575	04/29/2024	2.A FE

E05.20

STATEMENT AS OF JUNE 30, 2024 OF THE Reliance Standard Life Insurance Company

SCHEDULE D - PART 4

Show All Long-Term Bonds and Stock Sold, Redeemed or Otherwise Disposed of During the Current Quarter

1	2	3	4	5	6	7	8	9	10	Change In Book/Adjusted Carrying Value					16	17	18	19	20	21	22
										11	12	13	14	15							
CUSIP Identification	Description	Foreign	Disposal Date	Name of Purchaser	Number of Shares of Stock	Consideration	Par Value	Actual Cost	Prior Year Book/Adjusted Carrying Value	Unrealized Valuation Increase/(Decrease)	Current Year's (Amortization)/Accretion	Current Year's Other Than Temporary Impairment Recognized	Total Change in Book/Adjusted Carrying Value (11 + 12 - 13)	Total Foreign Exchange Change in Book /Adjusted Carrying Value	Book/Adjusted Carrying Value at Disposal Date	Foreign Exchange Gain (Loss) on Disposal	Realized Gain (Loss) on Disposal	Total Gain (Loss) on Disposal	Bond Interest/Stock Dividends Received During Year	Stated Contractual Maturity Date	NAIC Designation, NAIC Designation Modifier and SVO Administrative Symbol
..37959G-AB-3	GLOBAL ATLANTIC (FIN) CO		06/07/2024	BNP PARIBAS SECURITIES CORP.		206,140	250,000	255,403	254,242	0	(234)	0	(234)	0	254,008	0	(47,868)	(47,868)	3,798	06/15/2031	2.B FE
..381013-AA-9	GOLDEN ENTERTAINMENT INC		04/15/2024	Direct		100,000	100,000	108,000	100,554	0	(554)	0	(554)	0	100,000	0	0	0	3,813	04/15/2026	4.B FE
..38136M-AQ-1	GLM 2 D - CDO	C	06/27/2024	Paydown		500,000	500,000	500,000	500,000	0	0	0	0	0	500,000	0	0	0	21,273	11/28/2030	1.E FE
..38137H-CA-4	GLD11 X1 DR2 - CDO	C	05/17/2024	Paydown		250,000	250,000	250,000	250,000	0	0	0	0	0	250,000	0	0	0	11,731	01/21/2031	5.B FE
..38137P-AY-6	GLD10 X DR - CDO	D	05/24/2024	Paydown		6,125,000	6,125,000	6,059,700	6,075,875	0	49,125	0	49,125	0	6,125,000	0	0	0	320,204	07/21/2031	2.C FE
..38138J-AE-3	GLM 9 B - CDO	C	04/22/2024	Paydown		350,000	350,000	334,315	338,436	0	11,564	0	11,564	0	350,000	0	0	0	12,823	01/21/2033	1.C FE
..38141G-FD-1	GOLDMAN SACHS GROUP INC		04/23/2024	GOLDMAN		31,843	30,000	29,714	30,000	0	0	0	0	0	30,000	0	1,843	1,843	0	10/01/2037	2.B FE
..38174B-AQ-8	GOCAP 22BR CR - CDO		04/01/2024	RBC CAPITAL MARKETS		10,000,000	10,000,000	10,000,000	10,000,000	0	0	0	0	0	10,000,000	0	0	0	345,138	01/20/2031	1.F FE
..38174B-AS-4	GOCAP 22BR DR - CDO		04/11/2024	Paydown		6,000,000	6,000,000	6,000,000	6,000,000	0	0	0	0	0	6,000,000	0	0	0	233,359	01/20/2031	2.C FE
..389375-AJ-5	GRAY TELEVISION INC		05/24/2024	Call @ 97.00		24,250	25,000	23,200	23,477	0	234	0	234	0	23,711	0	539	539	0	07/15/2026	4.C FE
..39538B-AJ-3	GPMF 2006-AR6 2A2 - RMBS		04/25/2024	Paydown		657	657	518	649	0	8	0	8	0	657	0	0	0	11	10/25/2046	4.C FM
..39538B-AJ-3	GPMF 2006-AR6 2A2 - RMBS		06/25/2024	Paydown		1,404	1,404	1,106	1,381	0	23	0	23	0	1,404	0	0	0	31	10/25/2046	5.A FM
..39538B-EQ-7	GPMF 2005-ARS 4A2 - CMO/RMBS		06/01/2026	Paydown		206	206	152	206	0	2,775	0	2,775	0	2,775	0	0	0	3	11/25/2045	1.F FM
..39538B-FK-9	GPMF 2006-AR1 A2A - RMBS		06/25/2024	Paydown		24,444	24,444	28,163	24,613	0	(169)	0	(169)	0	24,444	0	0	0	446	02/25/2036	1.A FM
..39538B-FL-7	GPMF 2006-AR1 A2B - RMBS		06/25/2024	Paydown		63,778	63,778	70,679	63,835	0	(56)	0	(56)	0	63,778	0	0	0	1,894	02/25/2036	1.A FM
..39538B-GA-0	GPMF 2006-AR2 1A1 - RMBS		06/25/2024	Paydown		45,248	45,248	39,636	44,690	0	558	0	558	0	45,248	0	0	0	415	03/25/2036	1.A FM
..39538B-GG-7	GPMF 2006-AR2 3A2 - RMBS		06/25/2024	Paydown		24,307	24,307	22,006	0	0	24,307	0	24,307	0	24,307	0	0	0	387	03/25/2036	1.A FM
..39538B-GZ-5	GPMF 2006-AR3 1A - RMBS		06/25/2024	Paydown		30,585	30,464	29,017	0	0	356	0	356	0	30,585	0	0	0	410	04/25/2036	5.B GI
..400666-AA-1	GUARA NORTE SARL	C	06/15/2024	Paydown		36,459	36,459	33,360	0	0	3,099	0	3,099	0	36,459	0	0	0	948	06/15/2034	2.C FE
..404119-CU-1	HCA INC		06/04/2024	Various		327,575	330,000	329,489	0	0	20	0	20	0	329,509	0	(1,934)	(1,934)	4,303	04/01/2034	2.C FE
..404119-CW-7	HCA INC		06/28/2024	MARKETAXESS CORPORATION		1,977,740	2,000,000	1,987,600	0	0	159	0	159	0	1,987,759	0	(10,019)	(10,019)	43,378	04/01/2064	2.C FE
..404280-CM-9	HSBC HOLDINGS PLC	C	05/17/2024	Direct		316,244	340,000	340,000	340,000	0	0	0	0	0	340,000	0	(23,756)	(23,756)	2,596	05/24/2027	1.G FE
..404280-CX-5	HSBC HOLDINGS PLC	C	05/13/2024	Direct		2,788,530	3,000,000	3,000,000	3,000,000	0	0	0	0	0	3,000,000	0	(211,470)	(211,470)	32,827	11/22/2027	1.G FE
..40431K-AE-0	HALO 2007-WF1 A5 - RMBS		06/01/2024	Paydown		9,794	9,794	5,353	9,806	0	(12)	0	(12)	0	9,794	0	0	0	82	12/25/2036	1.F FM
..40437L-AJ-1	HLM 1813 C - CDO	C	06/13/2024	Paydown		1,000,000	1,000,000	982,500	983,845	0	16,155	0	16,155	0	1,000,000	0	0	0	51,947	10/15/2030	1.F FE
..40437L-AL-6	HLM 1813 D - CDO	C	06/13/2024	Paydown		1,000,000	1,000,000	908,500	919,089	0	80,911	0	80,911	0	1,000,000	0	0	0	57,637	10/15/2030	2.C FE
..41161M-AC-4	HVMLT 2006-5 21A - CMO/RMBS		06/20/2024	Paydown		1,622	1,621	835	1,621	0	0	0	0	0	1,622	0	0	0	41	07/19/2046	1.A FM
..41161P-A5-2	HVMLT 2005-16 11A - CMO/RMBS		06/20/2024	Paydown		1,892	1,892	636	1,900	0	(8)	0	(8)	0	1,892	0	0	0	37	01/19/2036	1.A FM
..41161P-QV-8	HVMLT 2005-8 12B - CMO/RMBS		06/20/2024	Paydown		15,665	15,665	9,360	16,667	0	(1,002)	0	(1,002)	0	15,665	0	0	0	1,377	09/19/2035	1.A FM
..41161P-TB-9	HVMLT 2005-9 B7 - CMO/RMBS		05/20/2024	Paydown		43,129	43,129	15,311	42,800	0	329	0	329	0	43,129	0	0	0	868	06/20/2035	6.F FM
..41161P-YZ-0	HVMLT 2005-16 31A - CMO/RMBS		06/20/2024	Paydown		37,284	37,284	22,546	37,258	0	26	0	26	0	37,284	0	0	0	868	01/19/2036	1.A FM
..41162D-AG-4	HVMLT 2006-12 2AB - RMBS		06/20/2024	Paydown		152,731	78,037	117,433	146,314	4,354	2,063	0	6,417	0	152,731	0	0	0	2,747	12/19/2036	6.F FM
..41164M-AD-9	HVMLT 2007-1 2AB - RMBS		05/20/2024	Paydown		3,292	3,263	4,563	2,940	313	39	0	353	0	3,292	0	0	0	102	03/19/2037	6.F FM
..41242*-BX-9	HARDWOOD FUNDING LLC		06/18/2024	Securities LLC		826,600	1,000,000	1,000,000	1,000,000	0	0	0	0	0	1,000,000	0	(173,400)	(173,400)	19,589	06/07/2035	1.G FE
..41660*-BH-7	TALCOTT RESOLUTION LIFE INSURANCE COMPAN		06/10/2024	Direct		1,350	1,350	788	1,322	0	28	0	28	0	1,350	0	0	0	0	09/01/2028	2.A
..41660*-BJ-3	TALCOTT RESOLUTION LIFE INSURANCE COMPAN		06/24/2024	Direct		1,260	1,260	711	1,230	0	30	0	30	0	1,260	0	0	0	0	05/18/2028	2.A
..41660*-BM-6	TALCOTT RESOLUTION LIFE INSURANCE COMPAN		06/11/2024	Direct		1,714	1,714	554	1,685	0	29	0	29	0	1,714	0	0	0	0	11/01/2036	2.A
..41660*-BN-4	TALCOTT RESOLUTION LIFE INSURANCE COMPAN		06/26/2024	Direct		1,351	1,351	512	1,327	0	24	0	24	0	1,351	0	0	0	0	03/15/2035	2.A
..41660*-BP-9	TALCOTT RESOLUTION LIFE INSURANCE COMPAN		06/10/2024	Direct		600	600	280	591	0	9	0	9	0	600	0	0	0	0	06/01/2035	2.A
..41660*-BS-3	TALCOTT RESOLUTION LIFE INSURANCE COMPAN		06/10/2024	Direct		6,781	6,781	3,183	6,639	0	142	0	142	0	6,781	0	0	0	0	05/01/2027	2.A
..41660*-BU-8	TALCOTT RESOLUTION LIFE INSURANCE COMPAN		06/21/2024	Direct		2,344	2,344	934	2,301	0	43	0	43	0	2,344	0	0	0	0	04/18/2033	2.A
..41660*-BV-6	TALCOTT RESOLUTION LIFE INSURANCE COMPAN		06/10/2024	Direct		2,569	2,569	1,314	2,512	0	57	0	57	0	2,569	0	0	0	0	08/01/2026	2.A
..41660*-BX-2	TALCOTT RESOLUTION LIFE INSURANCE COMPAN		06/26/2024	Direct		547	547	195	537	0	10	0	10	0	547	0	0	0	0	01/19/2034	2.A
..41660*-BY-0	TALCOTT RESOLUTION LIFE INSURANCE COMPAN		06/10/2024	Direct		3,264	3,264	1,488	3,199	0	64	0	64	0	3,264	0	0	0	0	12/01/2028	2.A
..41660*-CD-5	TALCOTT RESOLUTION LIFE INSURANCE COMPAN		06/24/2024	Direct		4,500	4,500	2,699	4,398	0	102	0	102	0	4,500	0	0	0	0	06/18/2026	2.A

E05.21

STATEMENT AS OF JUNE 30, 2024 OF THE Reliance Standard Life Insurance Company

SCHEDULE D - PART 4

Show All Long-Term Bonds and Stock Sold, Redeemed or Otherwise Disposed of During the Current Quarter

1	2	3	4	5	6	7	8	9	10	Change In Book/Adjusted Carrying Value					16	17	18	19	20	21	22
										11	12	13	14	15							
CUSIP Identification	Description	Foreign	Disposal Date	Name of Purchaser	Number of Shares of Stock	Consideration	Par Value	Actual Cost	Prior Year Book/Adjusted Carrying Value	Unrealized Valuation Increase/(Decrease)	Current Year's (Amortization)/Accretion	Current Year's Other Than Temporary Impairment Recognized	Total Change in Book/Adjusted Carrying Value (11 + 12 - 13)	Total Foreign Exchange Change in Book /Adjusted Carrying Value	Book/Adjusted Carrying Value at Disposal Date	Foreign Exchange Gain (Loss) on Disposal	Realized Gain (Loss) on Disposal	Total Gain (Loss) on Disposal	Bond Interest/Stock Dividends Received During Year	Stated Contractual Maturity Date	NAIC Designation, NAIC Designation Modifier and SVO Administrative Symbol
..41660*-CF-0	TALCOTT RESOLUTION LIFE INSURANCE COMPAN	06/10/2024	Direct	1,371	1,371	815	1,343	0	28	0	28	0	1,371	0	0	0	0	08/01/2027	2.A
..41660*-CL-7	TALCOTT RESOLUTION LIFE INSURANCE COMPAN	06/13/2024	Direct	600	600	307	587	0	13	0	13	0	600	0	0	0	0	03/10/2029	2.A
..41660*-CM-5	TALCOTT RESOLUTION LIFE INSURANCE COMPAN	06/26/2024	Direct	2,160	2,160	1,132	2,113	0	47	0	47	0	2,160	0	0	0	0	02/20/2028	2.A
..41660*-CN-3	TALCOTT RESOLUTION LIFE INSURANCE COMPAN	06/24/2024	Direct	1,731	1,731	1,007	1,691	0	40	0	40	0	1,731	0	0	0	0	12/18/2027	2.A
..41660*-CQ-6	TALCOTT RESOLUTION LIFE INSURANCE COMPAN	06/10/2024	Direct	2,313	2,313	1,438	2,260	0	52	0	52	0	2,313	0	0	0	0	06/01/2025	2.A
..41660*-CR-4	TALCOTT RESOLUTION LIFE INSURANCE COMPAN	06/10/2024	Direct	1,500	1,500	866	1,470	0	30	0	30	0	1,500	0	0	0	0	12/01/2027	2.A
..41660*-CS-2	TALCOTT RESOLUTION LIFE INSURANCE COMPAN	06/26/2024	Direct	1,660	1,660	807	1,634	0	26	0	26	0	1,660	0	0	0	0	07/15/2038	2.A
..41660*-CV-5	TALCOTT RESOLUTION LIFE INSURANCE COMPAN	06/11/2024	Direct	5,250	5,250	3,333	5,135	0	115	0	115	0	5,250	0	0	0	0	12/06/2027	2.A
..41660*-CW-3	TALCOTT RESOLUTION LIFE INSURANCE COMPAN	06/13/2024	Direct	1,500	1,500	825	1,467	0	33	0	33	0	1,500	0	0	0	0	12/08/2033	2.A
..41660*-CX-1	TALCOTT RESOLUTION LIFE INSURANCE COMPAN	06/26/2024	Direct	3,978	3,978	2,063	3,906	0	72	0	72	0	3,978	0	0	0	0	12/15/2033	2.A
..41660*-CY-9	TALCOTT RESOLUTION LIFE INSURANCE COMPAN	06/10/2024	Direct	2,148	2,148	1,245	2,102	0	46	0	46	0	2,148	0	0	0	0	05/01/2027	2.A
..41660*-CZ-6	HARTFORD LIFE INSURANCE COMPANY - ANNUIT	06/10/2024	Direct	4,635	4,635	2,730	4,526	0	110	0	110	0	4,635	0	0	0	0	01/01/2025	2.A
..41660*-DB-8	TALCOTT RESOLUTION LIFE INSURANCE COMPAN	05/30/2024	Direct	2,400	2,400	1,451	2,340	0	60	0	60	0	2,400	0	0	0	0	12/29/2025	2.A
..41660*-DG-7	TALCOTT RESOLUTION LIFE INSURANCE COMPAN	06/11/2024	Direct	13,348	13,348	8,062	13,102	0	246	0	246	0	13,348	0	0	0	0	12/06/2029	2.A
..41660*-DJ-1	TALCOTT RESOLUTION LIFE INSURANCE COMPAN	06/26/2024	Direct	1,500	1,500	887	1,467	0	33	0	33	0	1,500	0	0	0	0	12/15/2029	2.A
..41660*-DK-8	TALCOTT RESOLUTION LIFE INSURANCE COMPAN	06/11/2024	Direct	4,032	4,032	1,499	3,976	0	56	0	56	0	4,032	0	0	0	0	03/06/2039	2.A
..41660*-DL-6	TALCOTT RESOLUTION LIFE INSURANCE COMPAN	06/26/2024	Direct	2,246	2,246	1,219	2,198	0	48	0	48	0	2,246	0	0	0	0	06/15/2029	2.A
..41660*-DM-4	TALCOTT RESOLUTION LIFE INSURANCE COMPAN	05/30/2024	Direct	1,500	1,500	926	1,462	0	38	0	38	0	1,500	0	0	0	0	12/29/2025	2.A
..41660*-DN-2	TALCOTT RESOLUTION LIFE INSURANCE COMPAN	06/10/2024	Direct	1,433	1,433	576	1,409	0	24	0	24	0	1,433	0	0	0	0	12/02/2034	2.A
..41660*-DP-7	TALCOTT RESOLUTION LIFE INSURANCE COMPAN	06/10/2024	Direct	7,995	7,995	4,856	7,813	0	182	0	182	0	7,995	0	0	0	0	12/01/2025	2.A
..41660*-DQ-5	TALCOTT RESOLUTION LIFE INSURANCE COMPAN	06/10/2024	Direct	3,542	3,542	2,447	3,457	0	85	0	85	0	3,542	0	0	0	0	01/01/2025	2.A
..41660*-DR-3	HARTFORD LIFE INSURANCE CO - ANNUITY CCX	06/04/2024	Direct	600	600	316	587	0	13	0	13	0	600	0	0	0	0	01/31/2030	2.A
..41660*-DS-1	TALCOTT RESOLUTION LIFE INSURANCE COMPAN	06/17/2024	Direct	13,665	13,665	6,476	13,416	0	248	0	248	0	13,665	0	0	0	0	11/13/2032	2.A
..41660*-DV-4	TALCOTT RESOLUTION LIFE INSURANCE COMPAN	06/26/2024	Direct	9,509	9,509	4,443	9,336	0	172	0	172	0	9,509	0	0	0	0	09/15/2032	2.A
..41660*-DY-8	TALCOTT RESOLUTION LIFE INSURANCE COMPAN	06/26/2024	Direct	3,708	3,708	1,947	3,637	0	71	0	71	0	3,708	0	0	0	0	09/15/2032	2.A
..41660*-DZ-5	TALCOTT RESOLUTION LIFE INSURANCE COMPAN	06/10/2024	Direct	1,076	1,076	594	1,055	0	22	0	22	0	1,076	0	0	0	0	11/01/2029	2.A
..41660*-EA-9	TALCOTT RESOLUTION LIFE INSURANCE COMPAN	06/17/2024	Direct	2,985	2,985	1,668	2,934	0	51	0	51	0	2,985	0	0	0	0	06/13/2033	2.A
..41660*-EB-7	TALCOTT RESOLUTION LIFE INSURANCE COMPAN	06/26/2024	Direct	2,100	2,100	1,230	2,061	0	39	0	39	0	2,100	0	0	0	0	10/15/2031	2.A
..41660*-EC-5	TALCOTT RESOLUTION LIFE INSURANCE COMPAN	06/13/2024	Direct	1,710	1,710	1,100	1,673	0	37	0	37	0	1,710	0	0	0	0	11/08/2026	2.A
..41660*-ED-3	TALCOTT RESOLUTION LIFE INSURANCE COMPAN	06/17/2024	Direct	1,215	1,215	675	1,194	0	21	0	21	0	1,215	0	0	0	0	06/13/2033	2.A
..41660*-EE-1	TALCOTT RESOLUTION LIFE INSURANCE COMPAN	06/26/2024	Direct	2,400	2,400	1,057	2,367	0	33	0	33	0	2,400	0	0	0	0	08/15/2038	2.A
..41660*-EF-8	TALCOTT RESOLUTION LIFE INSURANCE COMPAN	06/10/2024	Direct	1,800	1,800	1,059	1,770	0	30	0	30	0	1,800	0	0	0	0	05/01/2032	2.A
..41660*-EJ-0	TALCOTT RESOLUTION LIFE INSURANCE COMPAN	06/26/2024	Direct	2,715	2,715	1,343	2,661	0	54	0	54	0	2,715	0	0	0	0	06/15/2029	2.A
..41660*-EN-1	TALCOTT RESOLUTION LIFE INSURANCE COMPAN	06/10/2024	Direct	77,250	77,250	49,997	78,220	0	(970)	0	(970)	0	77,250	0	0	0	0	10/01/2025	2.A
..41660*-EV-3	TALCOTT RESOLUTION LIFE INSURANCE COMPAN	06/10/2024	Direct	1,800	1,800	1,122	1,771	0	29	0	29	0	1,800	0	0	0	0	05/01/2032	2.A
..41660*-EW-1	TALCOTT RESOLUTION LIFE INSURANCE COMPAN	06/10/2024	Direct	9,592	9,592	5,975	9,439	0	153	0	153	0	9,592	0	0	0	0	05/01/2029	2.A
..41660*-EX-9	TALCOTT RESOLUTION LIFE INSURANCE COMPAN	06/26/2024	Direct	3,000	3,000	1,642	2,950	0	50	0	50	0	3,000	0	0	0	0	06/15/2031	2.A
..41660*-FA-8	TALCOTT RESOLUTION LIFE INSURANCE COMPAN	06/10/2024	Direct	11,453	11,453	6,628	11,268	0	185	0	185	0	11,453	0	0	0	0	05/01/2031	2.A
..41660*-FB-6	TALCOTT RESOLUTION LIFE INSURANCE COMPAN	06/10/2024	Direct	2,700	2,700	1,495	2,637	0	63	0	63	0	2,700	0	0	0	0	10/01/2030	2.A
..41660*-FD-2	TALCOTT RESOLUTION LIFE INSURANCE COMPAN	06/28/2024	Direct	3,786	3,786	1,736	3,738	0	49	0	49	0	3,786	0	0	0	0	05/25/2040	2.A
..422806-AB-5	HEICO CORP	04/29/2024	246,468	250,000	249,080	249,112	0	24	0	24	0	249,136	0	(2,668)	(2,668)	10,143	08/01/2033	2.B FE
..42806M-AL-3	HERTZ 221A C - ABS	05/29/2024	DBSI	96,129	100,000	99,971	99,967	0	4	0	4	0	99,990	0	(3,861)	(3,861)	1,132	06/25/2026	2.B FE
..437084-QY-5	HEAT 2005-9 M1 - RMBS	06/25/2024	Paydown	911	911	820	899	0	12	0	12	0	911	0	0	0	16	04/25/2036	1.A FM
..437084-VJ-2	HEAT 2006-4 1A1 - RMBS	06/25/2024	Paydown	34,753	34,753	31,093	34,172	0	581	0	581	0	34,753	0	0	0	59	08/25/2036	1.A FM
..43730N-AE-6	HPA 221 C - CMBS	06/01/2024	Paydown	493	493	488	489	0	4	0	4	0	493	0	0	0	9	04/19/2039	1.G FE

E05.22

STATEMENT AS OF JUNE 30, 2024 OF THE Reliance Standard Life Insurance Company

SCHEDULE D - PART 4

Show All Long-Term Bonds and Stock Sold, Redeemed or Otherwise Disposed of During the Current Quarter

1	2	3	4	5	6	7	8	9	10	Change In Book/Adjusted Carrying Value					16	17	18	19	20	21	22
										11	12	13	14	15							
CUSIP Identification	Description	Foreign	Disposal Date	Name of Purchaser	Number of Shares of Stock	Consideration	Par Value	Actual Cost	Prior Year Book/Adjusted Carrying Value	Unrealized Valuation Increase/(Decrease)	Current Year's (Amortization)/Accretion	Current Year's Other Than Temporary Impairment Recognized	Total Change in Book/Adjusted Carrying Value (11 + 12 - 13)	Total Foreign Exchange Change in Book /Adjusted Carrying Value	Book/Adjusted Carrying Value at Disposal Date	Foreign Exchange Gain (Loss) on Disposal	Realized Gain (Loss) on Disposal	Total Gain (Loss) on Disposal	Bond Interest/Stock Dividends Received During Year	Stated Contractual Maturity Date	NAIC Designation, NAIC Designation Modifier and SVO Administrative Symbol
43761K-AC-8	HOMES 23NQM2 A3 - CMO/RMBS		06/25/2024	Paydown		305,414	305,414	305,414	305,374	0	41	0	41	0	305,414	0	0	0	8,613	02/27/2068	1.F FE
43789K-AC-6	HOF 2022-1 A3 - CMO/RMBS		06/01/2024	Paydown		133,516	133,516	127,690	128,723	0	4,792	0	4,792	0	133,516	0	0	0	3,143	07/25/2067	1.F FE
438516-CS-3	HONEYWELL INTERNATIONAL INC		06/27/2024	BANC OF AMERICA/FIXED INCOME		219,067	220,000	219,173	0	0	18	0	18	0	219,191	0	(124)	(124)	3,575	03/01/2035	1.F FE
438516-CT-1	HONEYWELL INTERNATIONAL INC		06/28/2024	SMBC SECURITIES INC		128,053	130,000	129,708	0	0	1	0	1	0	129,709	0	(1,656)	(1,656)	2,258	03/01/2054	1.F FE
44330D-AL-4	HLM 2013-2 CR - CDO		04/23/2024	MARKETAXESS CORPORATION		4,554,550	4,550,000	4,550,000	4,550,000	0	0	0	0	0	4,550,000	0	4,550	4,550	202,647	10/20/2029	2.C FE
44332P-AH-4	HUB INTERNATIONAL LTD		06/28/2024			819,968	800,000	800,000	800,000	0	0	0	0	0	800,000	0	19,968	19,968	31,578	06/15/2030	4.B FE
45071K-DE-1	IXIS 2006-HE1 A4 - RMBS		06/25/2024	Paydown		23,725	23,725	12,212	23,625	0	100	0	100	0	23,725	0	0	0	179	03/25/2036	1.A FM
45073D-AD-0	IXIS 2007-HE1 A4 - RMBS		06/25/2024	Paydown		84,163	84,163	30,192	84,271	0	(108)	0	(108)	0	84,163	0	0	0	294	05/25/2037	1.A FM
45115A-AA-2	ICON INVESTMENTS SIX DAC	C	05/14/2024	HSBC SECURITIES		3,027,690	3,000,000	3,000,000	0	0	0	0	0	3,000,000	0	27,690	27,690	3,873	05/08/2027	2.C FE	
45115A-AC-8	ICON INVESTMENTS SIX DAC	C	06/04/2024	RBC CAPITAL MARKETS		2,060,500	2,000,000	1,997,920	0	0	12	0	12	0	1,997,932	0	62,568	62,568	9,000	05/08/2034	2.C FE
45174X-AA-0	IHC HEALTH SERVICES INC		05/29/2024	Call @ 85.18		127,767	150,000	194,180	190,126	0	(592)	0	(592)	0	189,534	0	(61,767)	(61,767)	12,010	05/15/2048	1.B FE
45254N-IP-9	IMM 2005-1 2A2 - RMBS		06/25/2024	Paydown		12,321	12,321	6,715	11,602	0	719	0	719	0	12,321	0	0	0	351	04/25/2035	1.A FM
45254N-PG-6	IMM 2005-4 1M1 - CMO/RMBS		06/25/2024	Paydown		273	273	63	50	0	223	0	223	0	273	0	0	0	6	05/25/2035	1.A FM
45254N-QK-6	IMM 2005-6 1M1 - RMBS		06/25/2024	Paydown		39,672	33,134	45,859	38,521	0	1,151	0	1,151	0	39,672	0	0	0	608	10/25/2035	6. FM
45254N-QQ-3	IMM 2005-6 2A1 - RMBS		06/25/2024	Paydown		1,067	1,067	594	1,067	0	0	0	0	0	1,067	0	0	0	28	10/25/2035	1.A FM
45257V-AB-2	IMSA 2007-3 A1B - RMBS		06/25/2024	Paydown		3,956	4,601	3,427	3,895	0	61	0	61	0	3,956	0	0	0	87	09/25/2037	1.A FM
45257V-AC-0	IMSA 2007-3 A1C - RMBS		06/25/2024	Paydown		543	632	338	525	0	18	0	18	0	543	0	0	0	12	09/25/2037	1.A FM
45276K-AA-5	IMPRL 22NQM3 A1 - RMBS		06/01/2024	Paydown		5,976	5,976	5,976	6,002	0	(26)	0	(26)	0	5,976	0	0	0	105	05/25/2067	1.A FE
45276R-AA-0	IMPRL 22NQM6 A1 - CMO/RMBS		06/01/2024	Paydown		719,433	719,433	719,433	720,098	0	(665)	0	(665)	0	719,433	0	0	0	20,092	10/25/2067	1.A FE
453247-AD-0	MICFND 1 B2 - CDO		06/03/2024	Paydown		11,560	11,612	9,951	11,612	0	(52)	0	(52)	0	11,560	0	0	0	453	06/01/2033	3.B FE
45660L-SS-4	INDX 2006-AR3 21A - CMO/RMBS		06/01/2024	Paydown		1,213	1,142	318	0	0	1,213	0	1,213	0	1,213	0	0	0	20	03/25/2036	1.A FM
45660L-A2-5	RAST 2005-A11CB 1A5 - CMO/RMBS		06/01/2024	Paydown		22,778	22,293	20,246	22,790	0	(12)	0	(12)	0	22,778	0	0	0	510	10/25/2035	1.A FM
45660L-FB-7	INDX 2005-AR23 5A1 - CMO/RMBS		06/01/2024	Paydown		7,656	7,656	5,012	7,640	0	16	0	16	0	7,656	0	0	0	126	11/25/2035	1.A FM
45660L-QJ-1	INDX 2005-AR11 A4 - CMO/RMBS		06/01/2024	Paydown		24,502	24,178	16,713	23,577	0	925	0	925	0	24,502	0	0	0	479	08/25/2035	1.A FM
45660L-QW-2	INDX 2005-AR13 1A1 - CMO/RMBS		06/01/2024	Paydown		27,873	27,873	15,292	27,874	0	(2)	0	(2)	0	27,873	0	0	0	474	08/25/2035	1.A FM
45660L-RJ-0	INDX 2005-AR13 5A2 - CMO/RMBS		06/01/2024	Paydown		839	839	613	926	0	(87)	0	(87)	0	839	0	0	0	133	08/25/2035	1. FM
45660L-VZ-9	INDX 2005-AR18 1A1 - CMO/RMBS		06/25/2024	Paydown		11,420	11,420	5,307	11,419	0	1	0	1	0	11,420	0	0	0	222	10/27/2036	1.A FM
45660L-WA-3	INDX 2005-AR18 1A2 - CMO/RMBS		06/25/2024	Paydown		16,412	10,964	5,326	16,390	0	22	0	22	0	16,412	0	0	0	218	10/27/2036	1.A FM
45660L-WF-2	INDX 2005-AR18 22C - CMO/RMBS		06/25/2024	Paydown		5,307	3,613	5,307	5,286	0	21	0	21	0	5,307	0	0	0	54	10/27/2036	1.A FM
45660N-QA-6	RAST 2003-A5 A2 - CMO/RMBS		06/01/2024	Paydown		505	760	663	731	0	(226)	0	(226)	0	505	0	0	0	16	05/25/2033	1.A FM
45660N-UG-8	RAST 2003-A10 A4 - CMO/RMBS		06/01/2024	Paydown		9,069	9,069	6,892	7,512	0	1,557	0	1,557	0	9,069	0	0	0	116	09/25/2033	1.A FM
45661E-GL-2	INDX 2006-AR9 3A4 - CMO/RMBS		06/01/2024	Paydown		7,956	7,956	9,006	7,892	0	64	0	64	0	7,956	0	0	0	114	06/25/2036	5.B FM
45661J-AC-7	INDB 2006-1 A3A - RMBS		06/25/2024	Paydown		20,150	20,150	10,125	20,152	0	(2)	0	(2)	0	20,150	0	0	0	68	07/25/2036	1.A FM
456681-AE-5	INDX 2007-AR13 4A1 - CMO/RMBS		06/01/2024	Paydown		39,103	37,159	27,257	38,517	0	586	0	586	0	39,103	0	0	0	515	07/25/2037	1.A FM
456687-AB-8	INDX 2007-FLX4 1A2 - RMBS		05/28/2024	Paydown		6,160	5,060	11,512	5,812	162	186	0	348	0	6,160	0	0	0	69	07/25/2037	5.A FM
456687-AB-8	INDX 2007-FLX4 1A2 - RMBS		06/25/2024	Paydown		8,187	8,187	18,627	7,509	262	416	0	678	0	8,187	0	0	0	152	07/25/2037	6. FM
45668L-AA-9	INDX 2006-AR37 1A1 - CMO/RMBS		06/01/2024	Paydown		4,130	4,130	3,323	4,123	0	6	0	6	0	4,130	0	0	0	73	02/25/2037	1.A FM
45669E-AC-0	INDX 2007-AR5 2A1 - CMO/RMBS		06/01/2024	Paydown		33,911	34,122	25,739	33,155	0	968	0	968	0	34,122	0	0	0	532	05/26/2037	1.A FM
45670B-AP-4	INDX 2007-AR21P 7A2 - CMO/RMBS		06/01/2024	Paydown		17,468	17,468	11,521	17,325	0	143	0	143	0	17,468	0	0	0	365	09/25/2037	1.A FM
45684@-AA-4	VOYA RETIREMENT INSURANCE AND ANNUITY CO		06/13/2024	Direct		4,500	4,500	2,524	4,409	0	91	0	91	0	4,500	0	0	0	0	10/11/2030	1.F
45684@-AB-2	VOYA RETIREMENT INSURANCE AND ANNUITY CO		06/13/2024	Direct		2,205	2,205	1,209	2,205	0	45	0	45	0	2,205	0	0	0	0	12/11/2028	1.F
45684@-AC-0	VOYA RETIREMENT INSURANCE AND ANNUITY CO		06/13/2024	Direct		6,510	6,510	3,962	6,394	0	116	0	116	0	6,510	0	0	0	0	10/11/2030	1.F
45687V-AB-2	INGERSOLL RAND INC		04/23/2024	GOLDMAN		79,924	80,000	80,206	80,200	0	(5)	0	(5)	0	80,195	0	(271)	(271)	3,179	08/14/2033	2.C FE

E05.23

STATEMENT AS OF JUNE 30, 2024 OF THE Reliance Standard Life Insurance Company

SCHEDULE D - PART 4

Show All Long-Term Bonds and Stock Sold, Redeemed or Otherwise Disposed of During the Current Quarter

1	2	3	4	5	6	7	8	9	10	Change In Book/Adjusted Carrying Value					16	17	18	19	20	21	22
										11	12	13	14	15							
CUSIP Identification	Description	Foreign	Disposal Date	Name of Purchaser	Number of Shares of Stock	Consideration	Par Value	Actual Cost	Prior Year Book/ Adjusted Carrying Value	Unrealized Valuation Increase/ (Decrease)	Current Year's (Amortization)/ Accretion	Current Year's Other Than Temporary Impairment Recognized	Total Change in Book/ Adjusted Carrying Value (11 + 12 - 13)	Total Foreign Exchange Change in Book /Adjusted Carrying Value	Book/ Adjusted Carrying Value at Disposal Date	Foreign Exchange Gain (Loss) on Disposal	Realized Gain (Loss) on Disposal	Total Gain (Loss) on Disposal	Bond Interest/ Stock Dividends Received During Year	Stated Contractual Maturity Date	NAIC Designation, NAIC Designation Modifier and SVO Administrative Symbol
..45687V-AE-6	INGERSOLL RAND INC		05/13/2024	HSBC SECURITIES CITIGROUP GLOBAL MARKETS INC		1,998,880	2,000,000	1,999,840	0	0	4	0	4	0	1,999,844	0	(964)	(964)	1,476	06/15/2031	2.B FE
..458140-CH-1	INTEL CORP		06/03/2024			251,025	250,000	249,850	249,854	0	2	0	2	0	249,856	0	1,169	1,169	11,484	02/10/2043	1.G FE
..45824#-AA-3	INTEGRITY LIFE INSURANCE COMPANY - CMO		06/25/2024	Direct		3,531	2,354	1,354	3,452	0	79	0	79	0	3,531	0	0	0	0	03/25/2028	1.D
..45824#-AB-1	INTEGRITY LIFE INSURANCE COMPANY - CMO		06/25/2024	Direct		2,894	1,939	989	2,823	0	71	0	71	0	2,894	0	0	0	0	05/28/2026	1.D
..45824#-AC-9	INTEGRITY LIFE INSURANCE COMPANY - CMO		06/25/2024	Direct		1,008	672	292	991	0	17	0	17	0	1,008	0	0	0	0	03/25/2034	1.D
..45824#-AD-7	INTEGRITY LIFE INSURANCE COMPANY - CMO		06/25/2024	Direct		1,210	806	507	1,178	0	31	0	31	0	1,210	0	0	0	0	03/25/2026	1.D
..45824#-AF-2	INTEGRITY LIFE INSURANCE COMPANY - CMO		06/25/2024	Direct		384	256	112	378	0	6	0	6	0	384	0	0	0	0	03/25/2034	1.D
..46124H-AG-1	INTUIT INC		04/23/2024	GOLDMAN		169,031	170,000	169,019	169,042	0	24	0	24	0	169,066	0	(35)	(35)	5,402	09/15/2033	1.G FE
..46590U-AB-8	HENDR 182 B - ABS		06/15/2024	JP MORGAN SECURITIES LLC		1,868	1,868	1,761	1,770	0	98	0	98	0	1,868	0	0	0	34	10/15/2077	2.A FE
..46590X-AS-5	JBS USA HOLDING LUX SARL	C	05/07/2024			2,763,000	3,000,000	2,693,010	2,782,303	0	23,769	0	23,769	0	2,806,073	0	(43,073)	(43,073)	61,292	01/15/2027	2.C FE
..46590X-AY-2	JBS USA HOLDING LUX SARL	C	06/24/2024	Call @ 95.99		65,271	68,000	67,033	67,135	0	35	0	35	0	67,170	0	(1,899)	(1,899)	1,955	04/01/2033	2.C FE
..46591V-AC-3	JPMMT 2020-INV1 A3 - CMO/RMBS		06/01/2024	Paydown		8,665	8,665	8,903	8,867	0	(202)	0	(202)	0	8,665	0	0	0	126	08/25/2050	1.A
..465976-AB-4	JPMMT 22LTV1 A2 - CMO/RMBS		06/01/2024	Paydown		1,880	1,880	1,841	1,842	0	38	0	38	0	1,880	0	0	0	30	07/25/2030	1.B
..46618L-AA-8	HENDR 2015-1 A - RMBS		05/03/2024	Paydown		264,886	308,220	302,610	303,341	0	114	0	114	0	303,454	0	(38,568)	(38,568)	3,959	09/15/2072	1.A FE
..466247-B5-1	JPMMT 2005-S3 2A2 - CMO/RMBS		06/01/2024	Paydown		95	95	92	95	0	0	0	0	0	95	0	0	0	2	01/25/2036	1.A FM
..466247-J4-6	JPMMT 2006-A2 2A1 - CMO/RMBS		06/01/2024	Paydown		11,828	11,828	9,699	11,649	0	180	0	180	0	11,828	0	0	0	266	04/25/2036	1.A FM
..46627M-EB-4	JPALT 2006-S1 119 - CMO/RMBS		06/01/2024	Paydown		338	338	231	339	0	(1)	0	(1)	0	338	0	0	0	10	03/25/2036	1.A FM
..46628B-BC-3	JPMMT 2006-A6 31 - CMO/RMBS		06/01/2024	Paydown		1,508	1,508	1,011	997	0	812	0	812	0	1,508	0	0	0	24	10/25/2036	1.A FM
..46629C-AM-9	JPMMT 2006-A5 3A6 - CMO/RMBS		06/01/2024	Paydown		30,811	30,811	23,994	30,125	0	686	0	686	0	30,811	0	0	0	629	08/25/2036	1.A FM
..46629D-AD-7	JPMMT 2006-A7 1A4 - CMO/RMBS		06/01/2024	Paydown		79,704	79,704	66,553	79,414	0	290	0	290	0	79,704	0	0	0	2,346	01/25/2037	1.A FM
..46629Q-AC-0	JPMAC 2006-CH2 AF2 - RMBS		06/01/2024	Paydown		12,217	12,217	10,056	11,723	0	494	0	494	0	12,217	0	0	0	156	01/27/2025	1.A FM
..466302-AJ-5	JPALT 2006-S4 A6 - CMO/RMBS		06/01/2024	Paydown		2,131	2,390	2,103	2,061	0	70	0	70	0	2,131	0	0	0	55	12/25/2036	1.A FM
..46630G-AY-1	JPMMT 2007-A1 6A2 - CMO/RMBS		06/01/2024	Paydown		95	95	82	93	0	3	0	3	0	95	0	0	0	2	07/25/2035	1.FM
..46630G-BG-9	JPMMT 2007-A1 7A4 - CMO/RMBS		06/01/2024	Paydown		2,207	2,207	1,934	2,160	0	47	0	47	0	2,207	0	0	0	51	07/25/2035	1.FM
..46651T-AA-9	HENDR 181 A - ABS		06/15/2024	Paydown		2,598	2,598	2,446	2,454	0	144	0	144	0	2,598	0	0	0	38	10/17/2072	1.A FE
..46653Y-AA-6	JSW HYDRO ENERGY LTD	C	05/18/2024	Paydown		22,500	22,500	22,500	22,500	0	0	0	0	0	22,500	0	0	0	464	05/18/2031	3.A FE
..46654W-BS-9	JPMMT 221 A15 - CMO/RMBS		06/01/2024	Paydown		3,879	3,879	3,728	3,733	0	146	0	146	0	3,879	0	0	0	41	07/25/2052	1.A
..46665R-AA-7	HENDR 2020-D A - ABS		06/17/2024	Paydown		8,783	8,783	8,783	8,783	0	0	0	0	0	8,783	0	0	0	113	01/01/2070	1.F FE
..47214B-AA-6	JBS USA HOLDING LUX SARL	C	06/28/2024	Call @ 100.00		7,181	7,000	6,991	6,991	0	0	0	0	0	6,991	0	9	9	275	03/15/2034	2.C FE
..477143-AH-4	JBLU AA - ABS		05/15/2024	Paydown		36,579	36,579	31,000	31,000	0	5,578	0	5,578	0	36,579	0	0	0	503	11/15/2033	1.G FE
..477164-AA-5	JETBLUE AIRWAYS CORPORATION 2020-1 PASS		05/15/2024	Paydown		35,990	35,990	33,046	33,187	0	2,803	0	2,803	0	35,990	0	0	0	720	05/15/2034	1.G FE
..47808@-AD-5	JOHN HANCOCK LIFE INSURANCE COMPANY, INC		06/03/2024	Direct		1,502	1,502	587	1,478	0	23	0	23	0	1,502	0	0	0	0	12/01/2036	1.E
..47808@-AE-3	JOHN HANCOCK LIFE INSURANCE COMPANY, INC		06/04/2024	Direct		9,566	9,566	5,191	9,385	0	180	0	180	0	9,566	0	0	0	0	05/01/2030	1.E
..47808@-AG-8	JOHN HANCOCK LIFE INSURANCE COMPANY, INC		06/03/2024	Direct		1,050	1,050	596	1,030	0	20	0	20	0	1,050	0	0	0	0	12/01/2029	1.E
..47808@-AH-6	JOHN HANCOCK LIFE INSURANCE COMPANY, INC		06/04/2024	Direct		13,055	13,055	5,842	12,873	0	182	0	182	0	13,055	0	0	0	0	12/01/2039	1.E
..47808@-AJ-2	JOHN HANCOCK LIFE INSURANCE COMPANY, INC		06/05/2024	Direct		1,500	1,500	775	1,471	0	29	0	29	0	1,500	0	0	0	0	07/01/2030	1.E
..47808@-AK-9	JOHN HANCOCK LIFE INSURANCE COMPANY, INC		06/03/2024	Direct		2,976	2,976	1,541	2,934	0	42	0	42	0	2,976	0	0	0	0	01/01/2039	1.E
..47808@-AL-7	JOHN HANCOCK LIFE INSURANCE COMPANY, INC		06/05/2024	Direct		1,500	1,500	865	1,470	0	30	0	30	0	1,500	0	0	0	0	05/03/2028	1.E
..47808@-AN-3	JOHN HANCOCK LIFE INSURANCE COMPANY, INC		06/05/2024	Direct		2,446	2,446	1,459	2,404	0	42	0	42	0	2,446	0	0	0	0	07/01/2030	1.E
..47808@-AQ-6	JOHN HANCOCK LIFE INSURANCE COMPANY, INC		06/21/2024	Direct		1,748	1,748	917	1,708	0	41	0	41	0	1,748	0	0	0	0	07/18/2027	1.E
..47808@-AR-4	JOHN HANCOCK LIFE INSURANCE COMPANY, INC		06/04/2024	Direct		5,000	5,000	2,924	4,922	0	78	0	78	0	5,000	0	0	0	0	01/01/2033	1.E
..47808@-AW-3	JOHN HANCOCK LIFE INSURANCE COMPANY, INC		06/05/2024	Direct		900	900	496	883	0	17	0	17	0	900	0	0	0	0	08/01/2032	1.E
..47808@-AX-1	JOHN HANCOCK LIFE INSURANCE COMPANY, INC		06/04/2024	Direct		1,125	1,125	444	1,109	0	16	0	16	0	1,125	0	0	0	0	12/01/2039	1.E
..47808@-AY-9	JOHN HANCOCK LIFE INSURANCE COMPANY, INC		06/05/2024	Direct		6,000	6,000	2,598	5,922	0	78	0	78	0	6,000	0	0	0	0	02/01/2043	1.E
..47808@-AZ-6	JOHN HANCOCK LIFE INSURANCE COMPANY, INC		06/17/2024	Direct		42,133	42,133	28,379	41,497	0	636	0	636	0	42,133	0	0	0	0	05/15/2025	1.E

E05.24

STATEMENT AS OF JUNE 30, 2024 OF THE Reliance Standard Life Insurance Company

SCHEDULE D - PART 4

Show All Long-Term Bonds and Stock Sold, Redeemed or Otherwise Disposed of During the Current Quarter

1	2	3	4	5	6	7	8	9	10	Change In Book/Adjusted Carrying Value					16	17	18	19	20	21	22
										11	12	13	14	15							
CUSIP Identification	Description	Foreign	Disposal Date	Name of Purchaser	Number of Shares of Stock	Consideration	Par Value	Actual Cost	Prior Year Book/Adjusted Carrying Value	Unrealized Valuation Increase/(Decrease)	Current Year's (Amortization)/Accretion	Current Year's Other Than Temporary Impairment Recognized	Total Change in Book/Adjusted Carrying Value (11 + 12 - 13)	Total Foreign Exchange Change in Book /Adjusted Carrying Value	Book/Adjusted Carrying Value at Disposal Date	Foreign Exchange Gain (Loss) on Disposal	Realized Gain (Loss) on Disposal	Total Gain (Loss) on Disposal	Bond Interest/Stock Dividends Received During Year	Stated Contractual Maturity Date	NAIC Designation, NAIC Designation Modifier and SVO Administrative Symbol
..47808@-BB-8	JOHN HANCOCK LIFE INSURANCE COMPANY, INC		06/18/2024	Direct		1,500	1,500	977	1,463	0	37	0	37	0	1,500	0	0	0	0	05/15/2025	1.E
..47808@-BC-6	JOHN HANCOCK LIFE INSURANCE COMPANY, INC		06/04/2024	Direct		3,000	3,000	1,620	2,946	0	54	0	54	0	3,000	0	0	0	0	12/01/2032	1.E
..47808@-BD-4	JOHN HANCOCK LIFE INSURANCE COMPANY, INC		06/05/2024	Direct		1,200	1,200	688	1,173	0	27	0	27	0	1,200	0	0	0	0	11/05/2027	1.E
..47808@-BF-9	JOHN HANCOCK LIFE INSURANCE COMPANY, INC		06/05/2024	Direct		600	600	252	592	0	8	0	8	0	600	0	0	0	0	11/05/2037	1.E
..47808@-BH-5	JOHN HANCOCK LIFE INSURANCE COMPANY, INC		06/04/2024	Direct		1,500	1,500	605	1,482	0	18	0	18	0	1,500	0	0	0	0	12/01/2039	1.E
..47808@-BJ-1	JOHN HANCOCK LIFE INSURANCE COMPANY, INC		06/04/2024	Direct		1,125	1,125	528	1,109	0	16	0	16	0	1,125	0	0	0	0	12/01/2039	1.E
..47808@-BL-6	JOHN HANCOCK LIFE INSURANCE COMPANY, INC		06/10/2024	Direct		1,085	1,085	698	1,065	0	20	0	20	0	1,085	0	0	0	0	09/07/2029	1.E
..47808@-BN-2	JOHN HANCOCK LIFE INSURANCE COMPANY, INC		06/03/2024	Direct		750	750	527	734	0	16	0	16	0	750	0	0	0	0	12/01/2024	1.E
..47808@-BS-1	JOHN HANCOCK LIFE INSURANCE COMPANY, INC		06/03/2024	Direct		3,348	3,348	2,070	3,294	0	55	0	55	0	3,348	0	0	0	0	12/01/2031	1.E
..47808@-BV-4	JOHN HANCOCK LIFE INSURANCE COMPANY, INC		06/10/2024	Direct		450	450	188	444	0	6	0	6	0	450	0	0	0	0	11/07/2038	1.E
..47808@-BW-2	JOHN HANCOCK LIFE INSURANCE COMPANY, INC		06/03/2024	Direct		1,500	1,500	1,068	1,470	0	30	0	30	0	1,500	0	0	0	0	12/01/2025	1.E
..47812@-AA-5	JOHN HANCOCK LIFE INSURANCE COMPANY OF N		06/25/2024	Direct		3,735	2,490	1,583	3,646	0	89	0	89	0	3,735	0	0	0	0	03/21/2027	1.D
..48173*-AA-8	JUNE LANE GLO VI LLC ? CLASS A - CDO		05/15/2024	Paydown		11,256,251	11,256,251	11,256,251	11,256,251	0	0	0	0	0	11,256,251	0	0	0	421,414	12/17/2031	1.F PL
..48249@-AG-2	KKR 131R DR - CDO		05/09/2024	Paydown		650,000	650,000	619,329	627,408	0	22,592	0	22,592	0	650,000	0	0	0	43,491	04/16/2029	3.C FE
..48250E-AII-5	KKR 30 DR - CDO		06/28/2024	Paydown		3,000,000	3,000,000	2,983,250	2,987,737	0	12,263	0	12,263	0	3,000,000	0	0	0	182,950	10/17/2031	2.C FE
..48252V-AA-3	KKR 22 E - CDO		04/25/2024	BREAN CAPITAL		3,609,612	3,600,000	3,506,400	0	0	4,464	0	4,464	0	3,510,864	0	98,748	98,748	113,483	07/21/2031	3.C FE
..48254G-AG-1	KKR 29 D - CDO		05/14/2024	Paydown		3,000,000	3,000,000	3,000,000	3,000,000	0	0	0	0	0	3,000,000	0	0	0	158,469	01/15/2032	2.C FE
..48254J-AA-8	KKR 32 E - CDO		05/03/2024	Paydown		2,000,000	2,000,000	1,959,600	1,974,079	0	25,921	0	25,921	0	2,000,000	0	0	0	141,818	01/15/2032	3.C FE
..48255K-AA-4	KKR CORE SR SECURED NOTES - ABS		05/07/2024	Various		8,282	8,282	8,282	8,282	0	0	0	0	0	8,282	0	0	0	167	08/12/2031	2.B PL
..48305@-AB-9	KAISER FOUNDATION HOSPITALS		06/25/2024	J.P. Morgan Securities LLC		480,925	500,000	677,315	653,669	0	(3,170)	0	(3,170)	0	650,499	0	(169,574)	(169,574)	17,943	04/01/2042	1.D FE
..48666K-AX-7	KB HOME		05/02/2024	JANE STREET CAPITAL, LLC		102,711	100,000	117,565	108,105	0	(899)	0	(899)	0	107,206	0	(4,495)	(4,495)	2,693	06/15/2027	3.B FE
..48723T-AC-5	KEB HANA BANK		05/17/2024	MIDLGB22 HSBC BK LONDON		1,128,837	1,189,000	1,120,976	1,131,973	0	6,311	0	6,311	0	1,138,285	0	(9,448)	(9,448)	24,796	03/30/2027	1.E FE
..491674-BN-6	KENTUCKY UTILITIES CO		04/04/2024	J P MORGAN SECURITIES		71,482	70,000	69,840	69,854	0	3	0	3	0	69,857	0	1,625	1,625	1,833	04/15/2033	1.F FE
..50204A-AA-4	LCM 32 A1 - CDO		04/02/2024	DEUTSCHE BANK SECURITIES, INC.		4,002,000	4,000,000	3,999,000	0	0	(5)	0	(5)	0	3,998,995	0	3,005	3,005	54,259	07/20/2034	1.A FE
..517834-AG-2	LAS VEGAS SANDS CORP		06/26/2024	Direct		270,000	270,000	272,242	269,763	0	237	0	237	0	270,000	0	0	0	7,632	08/08/2024	2.C FE
..517834-AK-3	LAS VEGAS SANDS CORP		05/29/2024	J P MORGAN SECURITIES		89,818	90,000	89,868	0	0	2	0	2	0	89,870	0	(52)	(52)	210	08/15/2029	2.C FE
..52475K-AA-0	LMAT 2020-SL1 A - CMO/RMBS		06/25/2024	Paydown		3,199	3,199	3,199	3,199	0	0	0	0	0	3,199	0	0	0	0	01/26/2060	5.B GI
..52475P-AA-9	LMAT 21SL1 A - CMO/RMBS		06/25/2024	Paydown		2,728	2,728	2,728	2,728	0	0	0	0	0	2,728	0	0	0	37	09/01/2060	5.B GI
..52520M-EF-6	LMT 2005-3 2A7 - CMO/RMBS		06/01/2024	Paydown		221	213	171	218	0	3	0	3	0	221	0	0	0	5	01/25/2036	1.A FM
..52520Q-AB-0	LMT 2006-7 1A2 - CMO/RMBS		06/25/2024	Paydown		8,621	6,845	3,632	8,624	0	(3)	0	(3)	0	8,621	0	0	0	190	11/25/2036	1.A FM
..52520T-AB-4	LMT 2006-5 1A2 - CMO/RMBS		06/25/2024	Paydown		5,674	5,673	2,469	5,648	0	25	0	25	0	5,674	0	0	0	156	09/25/2036	1.A FM
..52520T-AN-8	LMT 2006-5 113 - CMO/RMBS		06/01/2024	Paydown		1,911	1,917	1,256	1,920	0	(9)	0	(9)	0	1,911	0	0	0	53	09/25/2036	1.A FM
..52521L-BG-8	LMT 2007-4 4A1 - CMO/RMBS		06/01/2024	Paydown		34	31	18	34	0	0	0	0	0	34	0	0	0	1	05/25/2037	1.A FM
..52521M-AC-6	LBSM 2007-1 2A2 - RMBS		06/25/2024	Paydown		3,802	3,802	2,071	3,784	0	19	0	19	0	3,802	0	0	0	47	06/25/2037	1.A FM
..52521M-AD-4	LBSM 2007-1 2A3 - RMBS		06/25/2024	Paydown		8,562	8,562	4,664	8,519	0	43	0	43	0	8,562	0	0	0	106	06/25/2037	1.A FM
..52521M-AE-2	LBSM 2007-1 2A4 - RMBS		06/25/2024	Paydown		10,945	10,945	8,866	10,966	0	(21)	0	(21)	0	10,945	0	0	0	136	06/25/2037	3.B FM
..525221-CD-7	LXS 2005-4 1M1 - RMBS		06/25/2024	Paydown		7,483	7,144	5,026	6,863	0	621	0	621	0	7,483	0	0	0	167	10/25/2035	1.A FM
..525221-EN-3	LXS 2005-7N A1B - CMO/RMBS		06/25/2024	Paydown		2,158	2,158	1,262	2,119	0	39	0	39	0	2,158	0	0	0	37	12/25/2035	1.A FM
..525221-EN-3	LXS 2005-7N A1B - CMO/RMBS		06/25/2024	Paydown		10,158	10,158	8,830	10,154	0	4	0	4	0	10,158	0	0	0	174	12/25/2035	2.B FM
..525227-AJ-3	LXS 2006-GP2 A5B - RMBS		05/28/2024	Paydown		17,924	12,698	9,843	17,980	0	(57)	0	(57)	0	17,924	0	0	0	355	06/25/2046	3.C FM
..525227-AJ-3	LXS 2006-GP2 A5B - RMBS		06/25/2024	Paydown		6,636	6,636	5,144	6,649	0	(12)	0	(12)	0	6,636	0	0	0	199	06/25/2046	4.A FM
..525227-AJ-3	LXS 2006-GP2 A5B - RMBS		06/25/2024	Paydown		9,339	7,352	6,488	9,451	0	(112)	0	(112)	0	9,339	0	0	0	211	06/25/2046	5.A FM
..525228-AP-7	LXS 2006-GP3 35B - RMBS		06/25/2024	Paydown		3,236	3,206	4,502	2,990	210	35	0	245	0	3,236	0	0	0	123	06/25/2046	6. FM

E05.25

STATEMENT AS OF JUNE 30, 2024 OF THE Reliance Standard Life Insurance Company

SCHEDULE D - PART 4

Show All Long-Term Bonds and Stock Sold, Redeemed or Otherwise Disposed of During the Current Quarter

1	2	3	4	5	6	7	8	9	10	Change In Book/Adjusted Carrying Value					16	17	18	19	20	21	22
										11	12	13	14	15							
CUSIP Identification	Description	Foreign	Disposal Date	Name of Purchaser	Number of Shares of Stock	Consideration	Par Value	Actual Cost	Prior Year Book/Adjusted Carrying Value	Unrealized Valuation Increase/(Decrease)	Current Year's (Amortization)/Accretion	Current Year's Other Than Temporary Impairment Recognized	Total Change in Book/Adjusted Carrying Value (11 + 12 - 13)	Total Foreign Exchange Change in Book /Adjusted Carrying Value	Book/Adjusted Carrying Value at Disposal Date	Foreign Exchange Gain (Loss) on Disposal	Realized Gain (Loss) on Disposal	Total Gain (Loss) on Disposal	Bond Interest/Stock Dividends Received During Year	Stated Contractual Maturity Date	NAIC Designation, NAIC Designation Modifier and SVO Administrative Symbol
..52522C-AE-3	LXS 2006-14N 2A - CMO/RMBS		06/25/2024	Paydown		80,872	80,845	73,013	80,258	0	614	0	614	0	80,872	0	0	0	1,145	09/25/2046	1.A FM
..52522C-AG-8	LXS 2006-14N 3A2 - RMBS		06/25/2024	Paydown		122	122	21	23	0	99	0	99	0	122	0	0	0	3	08/25/2036	1.A FM
..52522W-AG-4	LXS 2006-11 2A3 - RMBS		06/01/2024	Paydown		65,581	65,551	43,392	64,632	0	949	0	949	0	65,581	0	0	0	1,231	06/25/2046	1. FM
..525241-AL-9	LXS 2007-1 WF1 - RMBS		06/01/2024	Paydown		8,351	18,726	12,648	7,879	0	472	0	472	0	8,351	0	0	0	308	01/25/2037	1.A FM
..52524P-AH-5	LXS 2007-6 3A2 - RMBS		06/01/2024	Paydown		43,815	43,815	35,258	42,887	0	928	0	928	0	43,815	0	0	0	743	05/25/2037	1.A FM
..52524P-AK-8	LXS 2007-6 3A4 - RMBS		06/01/2024	Paydown		3,394	3,394	1,408	2,429	0	965	0	965	0	3,394	0	0	0	50	05/25/2037	1.A FM
..52524P-AY-8	LXS 2007-6 A31 - RMBS		06/01/2024	Paydown		2,505	2,505	1,414	2,127	0	378	0	378	0	2,505	0	0	0	37	05/25/2037	1.A FM
..52524P-AZ-5	LXS 2007-6 A32 - RMBS		06/25/2024	Paydown		2,844	2,844	1,208	2,268	0	576	0	576	0	2,844	0	0	0	42	05/25/2037	1.A FM
..52524V-AG-4	LXS 2007-15N 2A1 - RMBS		06/25/2024	Paydown		9,501	9,501	6,206	9,061	0	441	0	441	0	9,501	0	0	0	188	08/26/2047	1.A FM
..52524V-AK-5	LXS 2007-15N AF2 - RMBS		06/25/2024	Paydown		29,967	18,345	32,513	25,965	5,239	(18)	1,219	4,002	0	29,967	0	0	0	526	08/26/2047	5.B FM
..52524V-AM-1	LXS 2007-15N 3A1 - CMO/RMBS		06/25/2024	Paydown		4,155	3,787	2,593	3,309	0	846	0	846	0	4,155	0	0	0	57	08/26/2047	1.A FM
..52525B-AA-0	LXS 2007-16N 1A1 - RMBS		06/25/2024	Paydown		23,598	23,598	17,575	20,557	0	3,041	0	3,041	0	23,598	0	0	0	434	09/25/2047	1.A FM
..52525L-AS-9	LXS 2007-14H A22 - RMBS		06/25/2024	Paydown		88,540	88,540	71,248	81,735	0	8,805	0	8,805	0	88,540	0	0	0	1,865	07/25/2047	1.A FM
..526057-CV-4	LENNAR CORP		04/18/2024			59,229	60,000	60,825	60,355	0	(35)	0	(35)	0	60,320	0	(1,091)	(1,091)	1,058	06/15/2027	2.B FE
..527298-BR-3	LEVEL 3 FINANCING INC		04/10/2024	GOLDMAN		210,000	500,000	447,500	460,285	0	2,177	0	2,177	0	462,462	0	(252,462)	(252,462)	16,587	07/01/2028	5.C FE
..530728-AD-2	LINCOLN LIFE ASSURANCE COMPANY OF BOSTON		06/10/2024	Direct		1,500	1,500	735	1,472	0	28	0	28	0	1,500	0	0	0	0	09/09/2031	1.E
..530728-AE-0	LINCOLN LIFE ASSURANCE COMPANY OF BOSTON		06/10/2024	Direct		2,250	2,250	1,267	2,205	0	45	0	45	0	2,250	0	0	0	0	12/09/2030	1.E
..530728-AF-7	LINCOLN LIFE ASSURANCE COMPANY OF BOSTON		06/10/2024	Direct		1,050	1,050	397	1,034	0	16	0	16	0	1,050	0	0	0	0	07/09/2036	1.E
..530728-AG-5	LINCOLN LIFE ASSURANCE COMPANY OF BOSTON		06/26/2024	Direct		1,241	1,241	628	1,212	0	28	0	28	0	1,241	0	0	0	0	11/27/2026	1.E
..530728-AH-3	LINCOLN LIFE ASSURANCE COMPANY OF BOSTON		06/10/2024	Direct		1,200	1,200	437	1,181	0	19	0	19	0	1,200	0	0	0	0	07/09/2036	1.E
..530728-AJ-9	LINCOLN LIFE ASSURANCE COMPANY OF BOSTON		06/07/2024	Direct		2,100	2,100	1,018	2,065	0	35	0	35	0	2,100	0	0	0	0	12/07/2035	1.E
..530728-AK-6	LINCOLN LIFE ASSURANCE COMPANY OF BOSTON		06/26/2024	Direct		2,550	2,550	1,465	2,493	0	58	0	58	0	2,550	0	0	0	0	10/27/2026	1.E
..530728-AL-4	LINCOLN LIFE ASSURANCE COMPANY OF BOSTON		06/07/2024	Direct		1,380	1,380	667	1,357	0	23	0	23	0	1,380	0	0	0	0	12/07/2035	1.E
..530728-AN-0	LINCOLN LIFE ASSURANCE COMPANY OF BOSTON		05/31/2024	Direct		7,104	7,104	3,921	7,082	0	22	0	22	0	7,104	0	0	0	0	12/01/2029	1.E
..534187-BQ-1	LINCOLN NATIONAL CORP		05/07/2024	Wells Fargo Securities, LLC		1,701,220	2,000,000	1,996,300	1,996,889	0	117	0	117	0	1,997,006	0	(295,786)	(295,786)	46,844	03/01/2032	2.B FE
..534221-A#-3	THE LINCOLN NATIONAL LIFE INSURANCE COMP		05/31/2024	Direct		4,476	4,476	1,940	4,377	0	99	0	99	0	4,476	0	0	0	0	10/30/2026	1.E
..53944Y-AA-1	LLOYDS BANKING GROUP PLC	C	04/26/2024	GOLDMAN		3,963,440	4,000,000	4,079,280	4,008,436	0	(3,267)	0	(3,267)	0	4,005,169	0	(41,729)	(41,729)	88,000	11/04/2024	2.A FE
..53947K-AB-6	LOANME TRUST SBL 2019-1 - ABS		06/01/2024	Paydown		9,283	9,283	9,283	9,283	0	0	0	0	0	9,283	0	0	0	455	08/15/2030	5.B GI
..539830-CD-9	LOCKHEED MARTIN CORP		05/21/2024	HSBC SECURITIES		732,053	750,000	749,738	0	0	17	0	17	0	749,755	0	(17,702)	(17,702)	11,400	08/15/2034	1.G FE
..54143M-AA-4	LOGONE 1 ATC - CMB		06/10/2024	Paydown		32,006	32,006	32,006	32,006	0	0	0	0	0	32,006	0	0	0	354	10/10/2042	1.D FE
..546676-AZ-0	LOUISVILLE GAS AND ELECTRIC CO		04/04/2024	J P MORGAN SECURITIES		71,482	70,000	69,840	69,854	0	3	0	3	0	69,857	0	1,625	1,625	1,833	04/15/2033	1.F FE
..55265K-ZU-2	MASTR 2003-11 9A6 - CMO/RMBS		06/01/2024	Paydown		10,386	10,386	10,822	10,795	0	(409)	0	(409)	0	10,386	0	0	0	218	12/25/2033	3.B FM
..55265K-7C-7	MASTR 2004-1 B1 - CMO/RMBS		06/01/2024	Paydown		202	202	165	157	0	45	0	45	0	202	0	0	0	5	02/25/2034	1.A FM
..552676-AQ-1	MDC HOLDINGS INC		04/19/2024	Jefferies		99,662	100,000	100,840	100,752	0	(9)	0	(9)	0	100,743	0	(1,081)	(1,081)	4,633	01/15/2043	2.C FE
..552704-AE-8	MEG ENERGY CORP		06/10/2024	Direct		6,107	6,000	5,460	5,782	0	324	0	324	0	6,107	0	0	0	284	02/01/2027	3.C FE
..55283L-AA-3	MAPSL 191 A - ABS	C	06/15/2024	Paydown		2,404	2,404	2,145	2,264	0	140	0	140	0	2,404	0	0	0	43	03/15/2044	2.C
..55283Y-AA-5	MACON 2021-1 A - ABS	D	06/05/2024	Paydown		18,648	18,648	16,573	16,870	0	1,778	0	1,778	0	18,648	0	0	0	204	11/05/2035	1.F FE
..55286E-AA-6	MFRA 2022-NQM3 A1 - CMO/RMBS		06/01/2024	Paydown		858,669	858,669	853,992	854,547	0	4,123	0	4,123	0	858,669	0	0	0	15,885	09/26/2067	1.A FE
..55286E-AC-2	MFRA 2022-NQM3 A3 - CMO/RMBS		06/01/2024	Paydown		234,187	234,187	228,152	229,558	0	4,630	0	4,630	0	234,187	0	0	0	4,332	09/26/2067	1.F FE
..55336V-AS-9	MPLX LP		04/18/2024	MARKETAXESS CORPORATION		77,522	80,000	79,766	79,867	0	7	0	7	0	79,874	0	(2,352)	(2,352)	2,635	02/15/2029	2.B FE
..55817E-AU-0	MDPK XXXVII DR - CDO	C	04/26/2024	Paydown		2,500,000	2,500,000	2,488,750	2,489,493	0	10,507	0	10,507	0	2,500,000	0	0	0	116,195	07/15/2033	2.C FE
..55819D-AL-0	MDPK XXXI D - CDO		06/24/2024	Various		16,266,000	16,250,000	16,249,688	16,000,000	0	313	0	313	0	17,667,941	0	(1,401,941)	(1,401,941)	855,481	01/23/2031	2.C FE
..55820N-AU-5	MDPK XXIV DR - CDO		05/28/2024	Paydown		250,000	250,000	244,375	245,075	0	4,925	0	4,925	0	250,000	0	0	0	14,537	10/22/2029	2.C FE

E05.26

STATEMENT AS OF JUNE 30, 2024 OF THE Reliance Standard Life Insurance Company

SCHEDULE D - PART 4

Show All Long-Term Bonds and Stock Sold, Redeemed or Otherwise Disposed of During the Current Quarter

1	2	3	4	5	6	7	8	9	10	Change In Book/Adjusted Carrying Value					16	17	18	19	20	21	22
										11	12	13	14	15							
CUSIP Identification	Description	For- eign	Disposal Date	Name of Purchaser	Number of Shares of Stock	Consid- eration	Par Value	Actual Cost	Prior Year Book/ Adjusted Carrying Value	Unrealized Valuation Increase/ (Decrease)	Current Year's (Amor- tization)/ Accretion	Current Year's Other Than Temporary Impairment Recogn- ized	Total Change in Book/ Adjusted Carrying Value (11 + 12 - 13)	Total Foreign Exchange Change in Book /Adjusted Carrying Value	Book/ Adjusted Carrying Value at Disposal Date	Foreign Exchange Gain (Loss) on Disposal	Realized Gain (Loss) on Disposal	Total Gain (Loss) on Disposal	Bond Interest/ Stock Dividends Received During Year	Stated Con- tractual Maturity Date	NAIC Desig- nation, NAIC Desig- nation Modifier and SVO Admini- strative Symbol
..55820Y-AE-7	MDPK XXVII C - CDO		04/30/2024	PERFORMANCE TRUST CAP ..		2,398,800	2,400,000	2,379,600	0	0	184	0	184	0	2,379,784	0	19,016	19,016	55,079	04/22/2030	2.C FE
..55821T-AA-5	MDPK XXX A - CDO	C	04/23/2024	MORGAN STANLEY & COMPANY, INC.		5,590,041	5,583,341	5,582,224	0	0	11	0	11	0	5,582,235	0	7,806	7,806	9,833	04/16/2029	1.A FE
..55953H-AY-9	MAGNE XII DR - CDO	D	04/26/2024	INC		5,017,500	5,000,000	5,000,000	5,000,000	0	0	0	0	0	5,000,000	0	17,500	17,500	235,689	10/15/2031	2.A FE
..55953T-AQ-0	MAGNE XVII DR - CDO	C	04/08/2024	JANNEY MONTGOMERY SCOTT		1,740,000	1,740,000	1,653,348	1,681,299	0	58,701	0	58,701	0	1,740,000	0	0	0	56,674	11/15/2028	1.G FE
..55954L-AJ-2	MAGNE XIV-R D - CDO	C	06/05/2024	WELLS FARGO SECURITIES LLC		1,000,000	1,000,000	1,000,000	1,000,000	0	0	0	0	0	1,000,000	0	0	0	54,248	10/20/2031	2.C FE
..568039-AC-5	MARIN GENERAL HOSPITAL		05/22/2024	WELLS FARGO SECURITIES LLC		9,978,620	8,500,000	9,919,585	9,918,821	0	(12,579)	0	(12,579)	0	9,906,242	0	72,378	72,378	500,402	08/01/2045	1.C FE
..571676-AN-5	MARS INC		06/04/2024	Wells Fargo Securities, LLC		68,767	100,000	99,968	99,973	0	1	0	1	0	99,973	0	(31,206)	(31,206)	2,105	07/16/2040	1.E FE
..571903-BD-4	MARRIOTT INTERNATIONAL INC		05/21/2024	Morgan Stanley & Co. LLC		22,021	22,000	22,613	22,170	0	(52)	0	(52)	0	22,118	0	(97)	(97)	710	05/01/2025	2.B FE
..576429-AD-6	MARM 2007-2 A4 - RMBS		06/25/2024	Paydown		4,578	4,578	3,205	4,457	0	121	0	121	0	4,578	0	0	0	94	03/25/2047	1.A FM
..576433-GH-3	MARM 2003-6 4A2 - CMO/RMBS		06/01/2024	Paydown		143	143	103	122	0	21	0	21	0	143	0	0	0	3	01/25/2034	1.A FM
..576434-2G-8	MALT 2006-2 1A5 - CMO/RMBS		06/01/2024	Paydown		5,844	1,924	517	0	0	5,844	0	5,844	0	5,844	0	0	0	56	03/25/2036	1.A FM
..57643L-AM-8	MABS 2003-0PT1 M3 - RMBS		06/25/2024	Paydown		95,970	95,970	94,980	95,358	0	612	0	612	0	95,970	0	0	0	1,535	12/25/2032	1.A FM
..57643L-FK-4	MABS 2006-WMC1 A3 - RMBS		06/25/2024	Paydown		12,206	12,206	4,940	12,195	0	11	0	11	0	12,206	0	0	0	78	02/25/2036	1.A FM
..57643L-RL-2	MABS 2006-WMC1 A4 - RMBS		06/25/2024	Paydown		4,580	4,580	1,922	4,585	0	(5)	0	(5)	0	4,580	0	0	0	29	02/25/2036	1.A FM
..57645K-AA-4	MASD 2007-1 A - RMBS		06/25/2024	Paydown		8,422	8,422	4,822	8,428	0	(6)	0	(6)	0	8,422	0	0	0	0	03/25/2037	1.A FM
..589929-YF-9	MLMI 2002-AFC1 BV1 - RMBS		06/25/2024	Paydown		13,724	13,724	13,503	13,503	0	221	0	221	0	13,724	0	0	0	175	09/25/2032	1.A FM
..589962-DH-9	MESC 11 B3 - ABS		06/28/2024	Paydown		95,316	173,909	107,171	107,458	0	(12,142)	0	(12,142)	0	95,316	0	0	0	6,257	09/28/2032	1.A FM
..59020U-3Y-9	MLMI 2006-WMC1 A2D - RMBS		06/25/2024	Paydown		42,525	42,525	30,393	30,950	0	11,574	0	11,574	0	42,525	0	0	0	679	01/25/2037	1.A FM
..59020U-4L-6	MLMI 2006-WMC1 A1A - RMBS		06/25/2024	Paydown		30,738	30,738	22,891	24,164	0	6,574	0	6,574	0	30,738	0	0	0	590	01/25/2037	1.A FM
..59020U-6L-4	MLMI 2006-WMC2 A2C - RMBS		06/01/2024	Paydown		17,847	17,847	5,756	17,810	0	37	0	37	0	17,847	0	0	0	84	03/25/2037	1. FM
..59020U-G3-3	MLMI 2005-AR1 M2 - RMBS		06/25/2024	Paydown		53,434	46,248	27,966	53,129	0	305	0	305	0	53,434	0	0	0	716	06/25/2036	1.A FM
..59020U-WM-3	MLMI 2005-WMC2 M5 - RMBS		06/25/2024	Paydown		8,838	8,838	7,466	8,460	0	378	0	378	0	8,838	0	0	0	148	04/25/2036	1.A FM
..59020U-Z8-1	MLMI 2005-A10 M1 - CMO/RMBS		06/25/2024	Paydown		5,148	15,524	7,758	5,030	0	118	0	118	0	5,148	0	0	0	378	02/25/2036	1.A FM
..59020V-AS-2	MLMI 2006-AR1 A1 - RMBS		06/25/2024	Paydown		40,732	40,732	15,059	40,699	0	33	0	33	0	40,732	0	0	0	227	03/25/2037	1.A FM
..59020V-AW-3	MLMI 2006-AR1 A2D - RMBS		06/25/2024	Paydown		6,747	6,747	2,494	6,742	0	4	0	4	0	6,747	0	0	0	39	03/25/2037	1.A FM
..590212-AB-2	MLMI 2006-HE3 A2 - RMBS		06/25/2024	Paydown		4,387	4,387	1,446	4,382	0	5	0	5	0	4,387	0	0	0	22	06/25/2037	1.A FM
..590212-AC-0	MLMI 2006-HE3 A3 - RMBS		06/25/2024	Paydown		17,305	17,305	5,878	17,290	0	15	0	15	0	17,305	0	0	0	88	06/25/2037	1.A FM
..590212-AD-8	MLMI 2006-HE3 A4 - RMBS		06/25/2024	Paydown		6,900	6,900	2,340	6,901	0	(1)	0	(1)	0	6,900	0	0	0	36	06/25/2037	1.A FM
..590216-AA-5	MLMI 2006-RM2 A1A - RMBS		06/25/2024	Paydown		24,598	24,598	8,356	24,556	0	42	0	42	0	24,598	0	0	0	58	05/26/2037	1.A FM
..590216-AD-9	MLMI 2006-RM2 A2B - RMBS		06/25/2024	Paydown		508	508	99	510	0	(2)	0	(2)	0	508	0	0	0	1	05/26/2037	1.A FM
..590217-AD-7	MLMI 2006-RM3 A2B - RMBS		06/25/2024	Paydown		26,456	26,456	8,300	26,444	0	11	0	11	0	26,456	0	0	0	51	06/25/2037	1.A FM
..59022V-AA-9	MLMI 2006-PT1 A1 - RMBS		06/25/2024	Paydown		84,328	84,328	59,426	73,008	0	11,320	0	11,320	0	84,328	0	0	0	1,040	08/25/2037	1.A FM
..59022V-AD-3	MLMI 2006-PT1 A2C - RMBS		06/25/2024	Various		139,893	159,447	134,685	144,787	0	1,937	0	1,937	0	146,723	0	(6,831)	(6,831)	1,461	08/25/2037	1.A FM
..590232-AA-2	MLMI 2007-SD1 A - RMBS		06/25/2024	Paydown		23,017	23,017	14,126	23,057	0	(40)	0	(40)	0	23,017	0	0	0	373	02/25/2037	1.A FM
..590238-AA-9	MLMI 2007-HE3 A1 - RMBS		06/25/2024	Paydown		8,780	8,780	3,861	8,738	0	42	0	42	0	8,780	0	0	0	59	04/25/2037	1.A FM
..590238-AC-5	MLMI 2007-HE3 A3 - RMBS		06/25/2024	Paydown		17,069	17,069	7,505	17,000	0	69	0	69	0	17,069	0	0	0	114	04/25/2037	1.A FM
..59023M-AC-4	MANA 2007-A1 A2B - RMBS		06/25/2024	Paydown		21,548	21,548	10,182	21,562	0	(14)	0	(14)	0	21,548	0	0	0	86	01/25/2037	1.A FM
..59023X-AC-0	MLMI 2006-HE6 A2B - RMBS		06/25/2024	Paydown		18,906	18,906	7,179	18,939	0	(33)	0	(33)	0	18,906	0	0	0	154	11/25/2037	1.A FM
..59024H-AC-4	MANA 2007-A3 A2B - RMBS		06/25/2024	Paydown		641	641	102	641	0	0	0	0	0	641	0	0	0	3	04/25/2037	1.A FM
..59025T-AB-9	FFMER 2007-H1 1A2 - RMBS		06/25/2024	Paydown		33,732	31,214	16,425	33,101	0	631	0	631	0	33,732	0	0	0	513	10/25/2037	1.A FM
..590454-AC-8	MERSIN ULUSLARARASI LI MAN ISLETMECILIGI	C	06/14/2024	Various		502,473	490,000	485,345	485,444	0	310	0	310	0	485,754	0	16,718	16,718	21,468	11/15/2028	4.A FE
..591810-AB-1	BRIGHTHOUSE LIFE INSURANCE COMPANY - CMO		06/28/2024	Direct		2,651	2,651	1,423	2,593	0	58	0	58	0	2,651	0	0	0	0	07/01/2029	1.E
..591810-AE-5	BRIGHTHOUSE LIFE INSURANCE COMPANY - CMO		06/20/2024	Direct		3,124	3,124	1,977	3,037	0	87	0	87	0	3,124	0	0	0	0	01/17/2025	1.E

E05.27

STATEMENT AS OF JUNE 30, 2024 OF THE Reliance Standard Life Insurance Company

SCHEDULE D - PART 4

Show All Long-Term Bonds and Stock Sold, Redeemed or Otherwise Disposed of During the Current Quarter

1	2	3	4	5	6	7	8	9	10	Change In Book/Adjusted Carrying Value					16	17	18	19	20	21	22
										11	12	13	14	15							
CUSIP Identification	Description	Foreign	Disposal Date	Name of Purchaser	Number of Shares of Stock	Consideration	Par Value	Actual Cost	Prior Year Book/ Adjusted Carrying Value	Unrealized Valuation Increase/ (Decrease)	Current Year's (Amortization)/ Accretion	Current Year's Other Than Temporary Impairment Recognized	Total Change in Book/ Adjusted Carrying Value (11 + 12 - 13)	Total Foreign Exchange Change in Book /Adjusted Carrying Value	Book/ Adjusted Carrying Value at Disposal Date	Foreign Exchange Gain (Loss) on Disposal	Realized Gain (Loss) on Disposal	Total Gain (Loss) on Disposal	Bond Interest/ Stock Dividends Received During Year	Stated Contractual Maturity Date	NAIC Designation, NAIC Designation Modifier and SVO Administrative Symbol
..591810-AG-0	BRIGHTHOUSE LIFE INSURANCE COMPANY - CMO		06/17/2024	Direct		2,100	2,100	1,123	2,054	0	46	0	46	0	2,100	0	0	0	0	01/13/2029	1.E
..591810-AM-7	BRIGHTHOUSE LIFE INSURANCE COMPANY - CMO		06/28/2024	Direct		1,048	1,048	569	1,028	0	21	0	21	0	1,048	0	0	0	0	05/01/2029	1.E
..591810-AN-5	BRIGHTHOUSE LIFE INSURANCE COMPANY - CMO		06/25/2024	Direct		1,500	1,500	424	1,479	0	21	0	21	0	1,500	0	0	0	0	09/23/2038	1.E
..591810-AP-0	BRIGHTHOUSE LIFE INSURANCE COMPANY - CMO		06/28/2024	Direct		7,000	7,000	3,608	6,819	0	181	0	181	0	7,000	0	0	0	0	12/01/2024	1.E
..591810-AQ-8	BRIGHTHOUSE LIFE INSURANCE COMPANY - CMO		06/28/2024	Direct		4,600	4,600	1,989	4,536	0	64	0	64	0	4,600	0	0	0	0	09/01/2042	1.E
..591810-AS-4	BRIGHTHOUSE LIFE INSURANCE COMPANY - CMO		05/06/2024	Direct		1,000	1,000	552	987	0	13	0	13	0	1,000	0	0	0	0	05/01/2030	1.E
..591810-AU-9	BRIGHTHOUSE LIFE INSURANCE COMPANY - CMO		06/17/2024	Direct		6,000	6,000	3,091	5,884	0	116	0	116	0	6,000	0	0	0	0	07/18/2030	1.E
..591810-AV-7	BRIGHTHOUSE LIFE INSURANCE COMPANY - CMO		06/10/2024	Direct		9,000	9,000	3,940	8,843	0	157	0	157	0	9,000	0	0	0	0	09/12/2032	1.E
..591810-BB-0	BRIGHTHOUSE LIFE INSURANCE COMPANY - CMO		06/28/2024	Direct		2,200	2,200	1,456	2,146	0	54	0	54	0	2,200	0	0	0	0	02/28/2025	1.E
..591810-BG-9	BRIGHTHOUSE LIFE INSURANCE COMPANY - CMO		06/28/2024	Direct		1,800	1,800	1,008	1,761	0	39	0	39	0	1,800	0	0	0	0	12/29/2029	1.E
..591810-BK-0	BRIGHTHOUSE LIFE INSURANCE COMPANY - CMO		06/17/2024	Direct		2,627	2,627	1,209	2,580	0	47	0	47	0	2,627	0	0	0	0	09/13/2033	1.E
..591810-BL-8	BRIGHTHOUSE LIFE INSURANCE COMPANY - CMO		06/17/2024	Direct		9,172	9,172	3,375	9,016	0	157	0	157	0	9,172	0	0	0	0	07/15/2033	1.E
..591810-BQ-7	BRIGHTHOUSE LIFE INSURANCE COMPANY - CMO		06/11/2024	Direct		3,000	3,000	1,408	2,945	0	55	0	55	0	3,000	0	0	0	0	02/15/2032	1.E
..591810-BR-5	BRIGHTHOUSE LIFE INSURANCE COMPANY - CMO		06/06/2024	Direct		707	707	493	689	0	18	0	18	0	707	0	0	0	0	06/06/2025	1.E
..591810-BW-4	BRIGHTHOUSE LIFE INSURANCE COMPANY - CMO		06/10/2024	Direct		15,000	15,000	4,050	14,837	0	163	0	163	0	15,000	0	0	0	0	10/12/2042	1.E
..591810-CE-3	BRIGHTHOUSE LIFE INSURANCE COMPANY - CMO		04/05/2024	Direct		122,320	122,320	68,703	120,402	0	1,918	0	1,918	0	122,320	0	0	0	0	04/05/2024	1.E
..592160-AA-2	METROPOLITAN INSURANCE & ANNUITY CO - CM		06/17/2024	Direct		1,113	1,113	589	1,089	0	24	0	24	0	1,113	0	0	0	0	04/19/2030	1.E
..592173-AA-6	METROPOLITAN LIFE INSURANCE COMPANY CO -		06/17/2024	Direct		2,337	2,337	810	2,303	0	34	0	34	0	2,337	0	0	0	0	09/18/2040	1.D
..592173-AB-8	METROPOLITAN LIFE INSURANCE COMPANY - CM		06/13/2024	Direct		1,980	1,980	1,131	1,946	0	34	0	34	0	1,980	0	0	0	0	10/15/2033	1.D
..592173-AB-6	METROPOLITAN LIFE INSURANCE COMPANY - CM		06/27/2024	Direct		1,360	1,360	647	1,337	0	23	0	23	0	1,360	0	0	0	0	01/01/2036	1.D
..592173-AC-0	METROPOLITAN LIFE INSURANCE COMPANY - CM		06/18/2024	Direct		1,144	1,144	313	1,131	0	13	0	13	0	1,144	0	0	0	0	09/23/2040	1.D
..592173-AD-7	METROPOLITAN LIFE INSURANCE COMPANY - CM		06/27/2024	Direct		17,114	17,114	7,909	16,850	0	264	0	264	0	17,114	0	0	0	0	12/01/2039	1.D
..592173-AE-5	METROPOLITAN LIFE INSURANCE COMPANY - AN		06/13/2024	Direct		1,900	1,900	1,045	1,857	0	43	0	43	0	1,900	0	0	0	0	07/16/2027	1.D
..592173-AH-3	METROPOLITAN LIFE INSURANCE COMPANY - AN		06/03/2024	Direct		1,500	1,500	822	1,471	0	29	0	29	0	1,500	0	0	0	0	12/05/2029	1.D
..592173-AL-4	METROPOLITAN LIFE INSURANCE COMPANY - AN		06/26/2024	Direct		1,350	1,350	525	1,328	0	22	0	22	0	1,350	0	0	0	0	05/30/2037	1.D
..592173-AM-2	METROPOLITAN LIFE INSURANCE COMPANY - AN		06/25/2024	Direct		12,690	12,690	6,261	12,423	0	267	0	267	0	12,690	0	0	0	0	09/26/2033	1.D
..592173-AN-0	METROPOLITAN LIFE INSURANCE COMPANY - AN		06/25/2024	Direct		2,250	2,250	1,220	2,199	0	51	0	51	0	2,250	0	0	0	0	08/27/2031	1.D
..592173-AP-5	METROPOLITAN LIFE INSURANCE COMPANY - CM		06/17/2024	Direct		1,170	1,170	597	1,143	0	27	0	27	0	1,170	0	0	0	0	02/18/2028	1.D
..592173-AS-9	METROPOLITAN LIFE INSURANCE COMPANY - CM		06/28/2024	Direct		1,200	1,200	638	1,175	0	25	0	25	0	1,200	0	0	0	0	12/01/2031	1.D
..592173-AT-7	METROPOLITAN LIFE INSURANCE COMPANY - CM		06/27/2024	Direct		4,800	4,800	3,700	4,806	0	(6)	0	(6)	0	4,800	0	0	0	0	04/01/2025	1.D
..592173-AU-4	METROPOLITAN LIFE INSURANCE COMPANY - CM		06/25/2024	Direct		8,838	8,838	2,649	8,712	0	126	0	126	0	8,838	0	0	0	0	02/27/2041	1.D
..592173-AV-2	METROPOLITAN LIFE INSURANCE COMPANY - CM		06/27/2024	Direct		1,376	1,376	833	1,342	0	34	0	34	0	1,376	0	0	0	0	12/01/2026	1.D
..592173-AW-0	METROPOLITAN LIFE INSURANCE COMPANY - CM		06/13/2024	Direct		6,506	6,506	2,785	6,418	0	88	0	88	0	6,506	0	0	0	0	09/15/2040	1.D
..592173-AX-8	METROPOLITAN LIFE INSURANCE COMPANY - CM		06/25/2024	Direct		1,425	1,425	558	1,405	0	20	0	20	0	1,425	0	0	0	0	03/26/2040	1.D
..592173-AY-6	METROPOLITAN LIFE INSURANCE COMPANY - CM		06/27/2024	Direct		5,600	5,600	3,035	5,329	0	271	0	271	0	5,600	0	0	0	0	04/01/2025	1.D
..592173-AZ-3	METROPOLITAN LIFE INSURANCE COMPANY - CM		06/20/2024	Direct		21,534	21,534	9,450	21,876	0	(343)	0	(343)	0	21,534	0	0	0	0	01/23/2043	1.D
..592173-BA-5	METROPOLITAN LIFE INSURANCE COMPANY - CM		06/17/2024	Direct		1,200	1,200	691	1,177	0	23	0	23	0	1,200	0	0	0	0	12/20/2030	1.D
..592173-BD-1	METROPOLITAN LIFE INSURANCE COMPANY - CM		06/13/2024	Direct		1,050	1,050	638	1,029	0	21	0	21	0	1,050	0	0	0	0	11/15/2029	1.D
..592173-BE-6	METROPOLITAN LIFE INSURANCE COMPANY - CM		06/13/2024	Direct		600	600	317	589	0	11	0	11	0	600	0	0	0	0	07/15/2032	1.D
..592173-BF-2	METROPOLITAN LIFE INSURANCE COMPANY - CM		06/27/2024	Direct		2,491	2,491	995	2,454	0	37	0	37	0	2,491	0	0	0	0	01/01/2039	1.D
..592173-BG-5	METROPOLITAN LIFE INSURANCE COMPANY - CM		06/20/2024	Direct		4,607	4,607	2,126	4,535	0	72	0	72	0	4,607	0	0	0	0	07/25/2035	1.D
..592173-BH-3	METROPOLITAN LIFE INSURANCE COMPANY - CM		06/20/2024	Direct		3,141	3,141	1,511	3,092	0	49	0	49	0	3,141	0	0	0	0	07/25/2035	1.D
..592173-BI-1	METROPOLITAN LIFE INSURANCE COMPANY - CM		06/25/2024	Direct		469	469	210	460	0	8	0	8	0	469	0	0	0	0	02/26/2033	1.D
..592173-BJ-9	METROPOLITAN LIFE INSURANCE COMPANY - CM		06/26/2024	Direct		1,446	1,446	846	1,410	0	36	0	36	0	1,446	0	0	0	0	12/28/2028	1.D
..592173-BK-4	METROPOLITAN LIFE INSURANCE COMPANY - CM		06/27/2024	Direct		1,750	1,750	869	1,713	0	37	0	37	0	1,750	0	0	0	0	12/01/2031	1.D
..592173-BL-2	METROPOLITAN LIFE INSURANCE COMPANY - CM		06/27/2024	Direct		11,500	11,500	5,955	11,272	0	228	0	228	0	11,500	0	0	0	0	09/01/2030	1.D

E05.28

STATEMENT AS OF JUNE 30, 2024 OF THE Reliance Standard Life Insurance Company

SCHEDULE D - PART 4

Show All Long-Term Bonds and Stock Sold, Redeemed or Otherwise Disposed of During the Current Quarter

1	2	3	4	5	6	7	8	9	10	Change In Book/Adjusted Carrying Value					16	17	18	19	20	21	22
										11	12	13	14	15							
CUSIP Identification	Description	Foreign	Disposal Date	Name of Purchaser	Number of Shares of Stock	Consideration	Par Value	Actual Cost	Prior Year Book/ Adjusted Carrying Value	Unrealized Valuation Increase/ (Decrease)	Current Year's (Amortization)/ Accretion	Current Year's Other Than Temporary Impairment Recognized	Total Change in Book/ Adjusted Carrying Value (11 + 12 - 13)	Total Foreign Exchange Change in Book /Adjusted Carrying Value	Book/ Adjusted Carrying Value at Disposal Date	Foreign Exchange Gain (Loss) on Disposal	Realized Gain (Loss) on Disposal	Total Gain (Loss) on Disposal	Bond Interest/ Stock Dividends Received During Year	Stated Contractual Maturity Date	NAIC Designation, NAIC Designation Modifier and SVO Administrative Symbol
..592173-8R-0	METROPOLITAN LIFE INSURANCE COMPANY - CM		06/13/2024	Direct		12,914	12,914	7,096	12,658	0	256	0	256	0	12,914	0	0	0	0	08/16/2029	1.D
..592173-8S-8	METROPOLITAN LIFE INSURANCE COMPANY - CM		06/03/2024	Direct		2,730	2,730	1,715	2,662	0	68	0	68	0	2,730	0	0	0	0	02/05/2025	1.D
..592173-8X-7	METROPOLITAN LIFE INSURANCE COMPANY - CM		06/25/2024	Direct		9,981	9,981	5,073	9,740	0	241	0	241	0	9,981	0	0	0	0	02/26/2026	1.D
..592173-8Z-2	METROPOLITAN LIFE INSURANCE COMPANY - CM		06/26/2024	Direct		2,770	2,770	1,061	2,713	0	57	0	57	0	2,770	0	0	0	0	12/28/2032	1.D
..592173-D#-2	METROPOLITAN LIFE INSURANCE COMPANY - CM		06/25/2024	Direct		3,018	3,018	1,511	2,960	0	58	0	58	0	3,018	0	0	0	0	02/26/2033	1.D
..592173-E#-1	METROPOLITAN LIFE INSURANCE COMPANY - CM		06/27/2024	Direct		3,160	3,160	1,634	3,082	0	78	0	78	0	3,160	0	0	0	0	05/01/2027	1.D
..592173-E*-5	METROPOLITAN LIFE INSURANCE COMPANY - CM		05/28/2024	Direct		2,010	2,010	847	1,980	0	30	0	30	0	2,010	0	0	0	0	11/03/2037	1.D
..592173-E@-3	METROPOLITAN LIFE INSURANCE COMPANY - CM		06/27/2024	Direct		1,380	1,380	712	1,347	0	33	0	33	0	1,380	0	0	0	0	08/01/2028	1.D
..592173-F#-0	METROPOLITAN LIFE INSURANCE COMPANY - CM		06/20/2024	Direct		1,231	1,231	678	1,202	0	29	0	29	0	1,231	0	0	0	0	01/25/2028	1.D
..592173-F@-2	METROPOLITAN LIFE INSURANCE COMPANY - CM		05/29/2024	Direct		1,800	1,800	985	1,762	0	38	0	38	0	1,800	0	0	0	0	12/02/2030	1.D
..592173-G@-1	METROPOLITAN LIFE INSURANCE COMPANY - CM		06/27/2024	Direct		2,400	2,400	1,392	2,348	0	52	0	52	0	2,400	0	0	0	0	05/01/2027	1.D
..592173-H*-2	METROPOLITAN LIFE INSURANCE COMPANY - CM		06/26/2024	Direct		1,314	1,314	603	1,285	0	29	0	29	0	1,314	0	0	0	0	02/28/2031	1.D
..592173-H@-0	METROPOLITAN LIFE INSURANCE COMPANY - CM		06/27/2024	Direct		6,000	6,000	2,738	5,908	0	92	0	92	0	6,000	0	0	0	0	03/01/2026	1.D
..592173-J#-6	METROPOLITAN LIFE INSURANCE COMPANY - CM		06/27/2024	Direct		2,349	2,349	1,257	2,293	0	56	0	56	0	2,349	0	0	0	0	01/01/2028	1.D
..592173-J@-8	METROPOLITAN LIFE INSURANCE COMPANY - CM		06/20/2024	Direct		1,349	1,349	609	1,319	0	30	0	30	0	1,349	0	0	0	0	01/25/2028	1.D
..592173-K*-8	METROPOLITAN LIFE INSURANCE COMPANY - CM		06/27/2024	Direct		760	760	373	744	0	16	0	16	0	760	0	0	0	0	12/01/2029	1.D
..592173-K@-6	METROPOLITAN LIFE INSURANCE COMPANY - CM		06/13/2024	Direct		1,500	1,500	829	1,468	0	32	0	32	0	1,500	0	0	0	0	12/15/2030	1.D
..592173-M#-2	METROPOLITAN LIFE INSURANCE COMPANY - CM		06/13/2024	Direct		600	600	182	591	0	9	0	9	0	600	0	0	0	0	12/15/2034	1.D
..592173-M@-4	METROPOLITAN LIFE INSURANCE COMPANY - CM		06/27/2024	Direct		2,578	2,578	1,044	2,533	0	44	0	44	0	2,578	0	0	0	0	01/01/2036	1.D
..592173-N#-1	METROPOLITAN LIFE INSURANCE COMPANY - CM		06/20/2024	Direct		865	865	485	844	0	21	0	21	0	865	0	0	0	0	01/25/2028	1.D
..592173-N*-5	METROPOLITAN LIFE INSURANCE COMPANY - CM		06/25/2024	Direct		3,703	3,703	1,477	3,631	0	72	0	72	0	3,703	0	0	0	0	09/23/2031	1.D
..592173-N@-3	METROPOLITAN LIFE INSURANCE COMPANY - CM		06/18/2024	Direct		1,950	1,950	1,151	1,900	0	50	0	50	0	1,950	0	0	0	0	05/23/2025	1.D
..592173-P*-3	METROPOLITAN LIFE INSURANCE COMPANY - CM		06/20/2024	Direct		1,182	1,182	617	1,156	0	27	0	27	0	1,182	0	0	0	0	01/25/2028	1.D
..592173-Q@-0	METROPOLITAN LIFE INSURANCE COMPANY - CM		06/27/2024	Direct		1,354	1,354	723	1,322	0	33	0	33	0	1,354	0	0	0	0	02/01/2030	1.D
..592173-R#-7	METROPOLITAN LIFE INSURANCE COMPANY - CM		06/27/2024	Direct		1,600	1,600	1,041	1,559	0	41	0	41	0	1,600	0	0	0	0	09/01/2025	1.D
..592173-R*-1	METROPOLITAN LIFE INSURANCE COMPANY - CM		06/27/2024	Direct		1,281	1,281	639	1,253	0	27	0	27	0	1,281	0	0	0	0	01/01/2029	1.D
..592173-S#-6	METROPOLITAN LIFE INSURANCE COMPANY - CM		06/03/2024	Direct		1,320	1,320	789	1,289	0	31	0	31	0	1,320	0	0	0	0	12/05/2027	1.D
..592173-S*-0	METROPOLITAN LIFE INSURANCE COMPANY - CM		06/27/2024	Direct		2,900	2,900	1,297	2,852	0	48	0	48	0	2,900	0	0	0	0	08/01/2036	1.D
..592173-S@-8	METROPOLITAN LIFE INSURANCE COMPANY - CM		05/02/2024	Direct		3,488	3,488	1,888	3,375	0	113	0	113	0	3,488	0	0	0	1,744	06/01/2024	1.D
..592173-T#-5	METROPOLITAN LIFE INSURANCE COMPANY - CM		06/03/2024	Direct		1,950	1,950	1,177	1,903	0	47	0	47	0	1,950	0	0	0	0	03/05/2027	1.D
..592173-T@-7	METROPOLITAN LIFE INSURANCE COMPANY - CM		06/17/2024	Direct		2,700	2,700	1,389	2,642	0	59	0	59	0	2,700	0	0	0	0	12/18/2028	1.D
..592173-U*-7	METROPOLITAN LIFE INSURANCE COMPANY - CM		05/29/2024	Direct		811	811	573	788	0	23	0	23	0	811	0	0	0	0	06/01/2024	1.D
..592173-U@-5	METROPOLITAN LIFE INSURANCE COMPANY - CM		06/13/2024	Direct		453	453	188	445	0	8	0	8	0	453	0	0	0	0	05/15/2029	1.D
..592173-V*-2	METROPOLITAN LIFE INSURANCE COMPANY - CM		06/27/2024	Direct		3,200	3,200	1,875	3,107	0	93	0	93	0	3,200	0	0	0	0	12/01/2024	1.D
..592173-V@-6	METROPOLITAN LIFE INSURANCE COMPANY - CM		06/27/2024	Direct		1,900	1,900	842	1,870	0	30	0	30	0	1,900	0	0	0	0	08/01/2036	1.D
..592173-V@-4	METROPOLITAN LIFE INSURANCE COMPANY - CM		06/27/2024	Direct		3,995	3,995	2,264	3,902	0	93	0	93	0	3,995	0	0	0	0	05/01/2027	1.D
..592173-W*-5	METROPOLITAN LIFE INSURANCE COMPANY - CM		06/27/2024	Direct		1,800	1,800	1,051	1,763	0	37	0	37	0	1,800	0	0	0	0	01/01/2030	1.D
..592173-W@-3	METROPOLITAN LIFE INSURANCE COMPANY - CM		05/28/2024	Direct		947	947	360	936	0	12	0	12	0	947	0	0	0	0	10/03/2041	1.D
..592173-Y#-9	METROPOLITAN LIFE INSURANCE COMPANY - CM		06/25/2024	Direct		1,468	1,468	845	1,432	0	36	0	36	0	1,468	0	0	0	0	02/26/2026	1.D
..592173-Z*-2	METROPOLITAN LIFE INSURANCE COMPANY - CM		06/27/2024	Direct		3,000	3,000	1,948	2,933	0	67	0	67	0	3,000	0	0	0	0	12/01/2026	1.D
..592173-Z@-0	METROPOLITAN LIFE INSURANCE COMPANY - CM		05/28/2024	Direct		881	881	316	870	0	11	0	11	0	881	0	0	0	0	10/03/2041	1.D
..59218*-AH-7	METROPOLITAN LIFE INSURANCE COMPANY - CM		06/13/2024	Direct		2,583	2,583	993	2,546	0	37	0	37	0	2,583	0	0	0	0	09/15/2038	1.D
..59218*-AK-0	METROPOLITAN LIFE INSURANCE COMPANY - CM		05/28/2024	Direct		988	988	349	976	0	12	0	12	0	988	0	0	0	0	10/03/2041	1.D
..59218*-AL-8	METROPOLITAN LIFE INSURANCE COMPANY - CM		06/13/2024	Direct		1,650	1,650	893	1,616	0	34	0	34	0	1,650	0	0	0	0	12/16/2028	1.D
..59218*-AY-0	METROPOLITAN LIFE INSURANCE COMPANY - CM		06/17/2024	Direct		2,541	2,541	1,191	2,500	0	41	0	41	0	2,541	0	0	0	0	06/18/2036	1.D
..59218*-BB-9	METROPOLITAN LIFE INSURANCE COMPANY - CM		06/27/2024	Direct		5,250	5,250	2,407	5,146	0	104	0	104	0	5,250	0	0	0	0	12/01/2031	1.D

E05.29

STATEMENT AS OF JUNE 30, 2024 OF THE Reliance Standard Life Insurance Company

SCHEDULE D - PART 4

Show All Long-Term Bonds and Stock Sold, Redeemed or Otherwise Disposed of During the Current Quarter

1	2	3	4	5	6	7	8	9	10	Change In Book/Adjusted Carrying Value					16	17	18	19	20	21	22	
										11	12	13	14	15								
CUSIP Identification	Description	Foreign	Disposal Date	Name of Purchaser	Number of Shares of Stock	Consideration	Par Value	Actual Cost	Prior Year Book/Adjusted Carrying Value	Unrealized Valuation Increase/(Decrease)	Current Year's (Amortization)/Accretion	Current Year's Other Than Temporary Impairment Recognized	Total Change in Book/Adjusted Carrying Value (11 + 12 - 13)	Total Foreign Exchange Change in Book /Adjusted Carrying Value	Book/Adjusted Carrying Value at Disposal Date	Foreign Exchange Gain (Loss) on Disposal	Realized Gain (Loss) on Disposal	Total Gain (Loss) on Disposal	Bond Interest/Stock Dividends Received During Year	Stated Contractual Maturity Date	NAIC Designation, NAIC Designation Modifier and SVO Administrative Symbol	
..59218*-BC-7	METROPOLITAN LIFE INSURANCE COMPANY - CM		06/10/2024	Direct		11,359	11,359	3,914	11,181	0	178	0	178	0	11,359	0	0	0	0	0	02/11/2037	1.D
..59218*-BD-5	METROPOLITAN LIFE INSURANCE COMPANY - CM		06/11/2024	Direct		2,250	2,250	1,302	2,199	0	51	0	51	0	2,250	0	0	0	0	0	09/12/2026	1.D
..59218*-BE-3	METROPOLITAN LIFE INSURANCE COMPANY - CM		05/28/2024	Direct		304	304	180	301	0	3	0	3	0	304	0	0	0	0	0	10/03/2041	1.D
..59218*-BF-0	METROPOLITAN LIFE INSURANCE COMPANY - CM		06/27/2024	Direct		6,604	6,604	3,569	6,471	0	133	0	133	0	6,604	0	0	0	0	0	03/01/2031	1.D
..59218*-BG-8	METROPOLITAN LIFE INSURANCE COMPANY - AN		06/17/2024	Direct		2,916	2,916	1,183	2,872	0	45	0	45	0	2,916	0	0	0	0	0	09/18/2036	1.D
..59218*-BH-5	METROPOLITAN LIFE INSURANCE COMPANY - AN		06/13/2024	Direct		2,160	2,160	842	2,124	0	36	0	36	0	2,160	0	0	0	0	0	07/15/2032	1.D
..59218*-BP-8	METROPOLITAN LIFE INSURANCE COMPANY - AN		06/25/2024	Direct		15,568	15,568	7,300	15,278	0	291	0	291	0	15,568	0	0	0	0	0	10/26/2032	1.D
..59218*-BQ-6	METROPOLITAN LIFE INSURANCE COMPANY - AN		06/17/2024	Direct		2,375	2,375	835	2,341	0	34	0	34	0	2,375	0	0	0	0	0	12/20/2040	1.D
..59218*-BR-4	METROPOLITAN LIFE INSURANCE COMPANY - AN		06/27/2024	Direct		3,100	3,100	1,210	3,047	0	53	0	53	0	3,100	0	0	0	0	0	03/01/2036	1.D
..59218*-BS-2	METROPOLITAN LIFE INSURANCE COMPANY - CM		06/13/2024	Direct		3,095	3,095	1,383	3,049	0	46	0	46	0	3,095	0	0	0	0	0	09/15/2038	1.D
..59218*-BT-0	METROPOLITAN LIFE INSURANCE COMPANY - CM		06/18/2024	Direct		1,500	1,500	619	1,477	0	23	0	23	0	1,500	0	0	0	0	0	01/23/2038	1.D
..59218*-CA-0	METROPOLITAN LIFE INSURANCE CO - ANNUITY		06/17/2024	Direct		3,194	3,194	1,493	3,136	0	58	0	58	0	3,194	0	0	0	0	0	04/18/2031	1.D
..59218*-CC-6	METROPOLITAN LIFE INSURANCE COMPANY - CM		06/18/2024	Direct		4,449	4,449	1,956	4,385	0	64	0	64	0	4,449	0	0	0	0	0	12/22/2030	1.D
..59218*-CF-9	METROPOLITAN LIFE INSURANCE COMPANY - CM		06/13/2024	Direct		5,687	5,687	2,676	5,611	0	77	0	77	0	5,687	0	0	0	0	0	08/16/2034	1.D
..59218*-CR-3	METROPOLITAN LIFE INSURANCE COMPANY - CM		06/03/2024	Direct		4,500	4,500	2,670	4,417	0	83	0	83	0	4,500	0	0	0	0	0	02/04/2027	1.D
..59218*-CS-1	METROPOLITAN LIFE INSURANCE COMPANY - CM		06/17/2024	Direct		12,138	12,138	7,094	11,921	0	216	0	216	0	12,138	0	0	0	0	2	06/19/2030	1.D
..59218*-CW-2	METROPOLITAN LIFE INSURANCE COMPANY - CM		06/27/2024	Direct		46,622	46,622	19,773	45,987	0	636	0	636	0	46,622	0	0	0	0	0	09/01/2037	1.D
..59218*-DA-9	METROPOLITAN LIFE INSURANCE COMPANY - CM		06/27/2024	Direct		9,179	9,179	5,503	9,011	0	168	0	168	0	9,179	0	0	0	0	0	07/01/2030	1.D
..592188-AN-6	METRO 2000-A M2 - CMO/RMBS		06/01/2024	Paydown		134,034	134,034	95,426	131,097	0	2,937	0	2,937	0	134,034	0	0	0	2,301	0	06/25/2029	1.FM
..592188-AC-6	METROPOLITAN LIFE INSURANCE COMPANY - CM		06/28/2024	Direct		1,877	1,877	1,011	1,836	0	41	0	41	0	1,877	0	0	0	0	0	07/01/2029	1.E
..599191-AA-1	MILEAGE PLUS HOLDINGS LLC		06/20/2024	Paydown		9,500	9,500	9,687	9,543	0	(43)	0	(43)	0	9,500	0	0	0	309	0	06/20/2027	2.C FE
..603374-AH-2	MINERVA LUXEMBOURG SA	C	06/04/2024	BARCLAYS CAPITAL INC		1,045,000	1,000,000	1,000,000	1,000,000	0	0	0	0	0	1,000,000	0	45,000	45,000	64,590	0	09/13/2033	3.B FE
..615326-B*-5	TRANSAMERICA PREMIER LIFE INSURANCE COMP		06/10/2024	Direct		2,400	2,400	1,175	2,353	0	47	0	47	0	2,400	0	0	0	0	0	05/13/2030	1.E
..615326-C#-0	TRANSAMERICA PREMIER LIFE INSURANCE COMP		06/28/2024	Direct		1,600	1,600	1,120	1,558	0	42	0	42	0	1,600	0	0	0	0	0	12/01/2024	1.E
..615326-C*-4	TRANSAMERICA PREMIER LIFE INSURANCE COMP		06/28/2024	Direct		6,000	6,000	3,405	5,879	0	121	0	121	0	6,000	0	0	0	0	0	12/01/2030	1.E
..615326-C8-2	TRANSAMERICA PREMIER LIFE INSURANCE COMP		06/11/2024	Direct		1,500	1,500	738	1,463	0	37	0	37	0	1,500	0	0	0	0	0	10/15/2025	1.E
..615326-D#-9	TRANSAMERICA PREMIER LIFE INSURANCE COMP		06/10/2024	Direct		468	468	203	462	0	6	0	6	0	468	0	0	0	0	0	01/13/2037	1.E
..615326-E#-8	TRANSAMERICA PREMIER LIFE INSURANCE COMP		06/17/2024	Direct		638	638	353	626	0	12	0	12	0	638	0	0	0	0	0	12/17/2031	1.E
..615326-F*-1	TRANSAMERICA PREMIER LIFE INSURANCE COMP		06/28/2024	Direct		800	800	461	785	0	15	0	15	0	800	0	0	0	0	0	10/01/2034	1.E
..615326-G#-6	TRANSAMERICA PREMIER LIFE INSURANCE COMP		06/03/2024	Direct		2,973	2,973	1,386	2,924	0	49	0	49	0	2,973	0	0	0	0	0	02/03/2035	1.E
..615326-J#-3	TRANSAMERICA PREMIER LIFE INSURANCE COMP		06/05/2024	Direct		1,645	1,645	967	1,616	0	29	0	29	0	1,645	0	0	0	0	0	04/08/2033	1.E
..615326-J8-5	TRANSAMERICA PREMIER LIFE INSURANCE COMP		06/28/2024	Direct		600	600	353	589	0	11	0	11	0	600	0	0	0	0	0	10/01/2034	1.E
..615326-K*-5	MONUMENTAL LIFE INSURANCE COMPANY - ANNU		06/14/2024	Direct		4,084	4,084	2,386	4,000	0	84	0	84	0	4,084	0	0	0	0	0	10/16/2029	1.E
..615326-L8-2	MONUMENTAL LIFE INSURANCE COMPANY - ANNU		06/06/2024	Direct		1,411	1,411	717	1,388	0	23	0	23	0	1,411	0	0	0	0	0	12/07/2034	1.E
..615326-M#-8	TRANSAMERICA PREMIER LIFE INSURANCE COMP		06/28/2024	Direct		600	600	324	589	0	11	0	11	0	600	0	0	0	0	0	10/01/2034	1.E
..615326-P*-0	TRANSAMERICA PREMIER LIFE INSURANCE COMP		06/28/2024	Direct		25,242	25,242	13,372	24,770	0	472	0	472	0	25,242	0	0	0	0	0	02/01/2032	1.E
..615326-P8-8	TRANSAMERICA PREMIER LIFE INSURANCE COMP		06/24/2024	Direct		1,500	1,500	514	1,473	0	27	0	27	0	1,500	0	0	0	0	0	10/26/2031	1.E
..615329-A*-0	MONUMENTAL LIFE INSURANCE COMPANY - ANNU		06/28/2024	Direct		400	400	184	393	0	7	0	7	0	400	0	0	0	0	0	10/01/2034	1.E
..61745M-A5-2	MSM 2004-3 4A - CMO/RMBS		06/01/2024	Paydown		24,794	24,794	20,579	21,004	0	3,790	0	3,790	0	24,794	0	0	0	341	0	04/25/2034	1.A FM
..61747Y-EF-8	MORGAN STANLEY		04/23/2024	GOLDMAN		85,199	110,000	110,000	110,000	0	0	0	0	0	110,000	0	(24,801)	(24,801)	1,662	0	09/16/2036	2.A FE
..61748H-KG-5	MSM 2005-4 5A4 - CMO/RMBS		06/01/2024	Paydown		54,301	73,475	67,161	68,167	0	(13,866)	0	(13,866)	0	54,301	0	0	0	1,952	0	08/25/2035	1.A FM
..61748H-PF-2	MSM 2005-7 6A1 - CMO/RMBS		06/01/2024	Paydown		8,046	8,106	7,073	7,794	0	252	0	252	0	8,046	0	0	0	184	0	11/25/2035	1.A FM
..61749C-AC-5	MSM 2006-6AR 1A3 - RMBS		06/25/2024	Paydown		22,164	22,164	6,214	22,218	0	(54)	0	(54)	0	22,164	0	0	0	80	0	05/25/2036	1.A FM
..61749K-AB-9	MSAC 2006-WMC2 A2F - RMBS		06/25/2024	Paydown		38,553	38,553	18,428	38,627	0	(74)	0	(74)	0	38,553	0	0	0	283	0	07/25/2036	1.A FM
..61749L-AP-6	MSM 2006-8AR 5A4 - CMO/RMBS		06/01/2024	Paydown		179	179	145	162	0	17	0	17	0	179	0	0	0	7	0	06/25/2036	1.A FM
..617505-AD-4	MSAC 2007-NC1 A2C - RMBS		06/25/2024	Paydown		20,533	20,533	7,520	20,338	0	195	0	195	0	20,533	0	0	0	146	0	11/25/2036	1.A FM

E05.30

STATEMENT AS OF JUNE 30, 2024 OF THE Reliance Standard Life Insurance Company

SCHEDULE D - PART 4

Show All Long-Term Bonds and Stock Sold, Redeemed or Otherwise Disposed of During the Current Quarter

1	2	3	4	5	6	7	8	9	10	Change In Book/Adjusted Carrying Value					16	17	18	19	20	21	22	
										11	12	13	14	15								
CUSIP Identification	Description	Foreign	Disposal Date	Name of Purchaser	Number of Shares of Stock	Consideration	Par Value	Actual Cost	Prior Year Book/Adjusted Carrying Value	Unrealized Valuation Increase/(Decrease)	Current Year's (Amortization)/Accretion	Current Year's Other Than Temporary Impairment Recognized	Total Change in Book/Adjusted Carrying Value (11 + 12 - 13)	Total Foreign Exchange Change in Book /Adjusted Carrying Value	Book/Adjusted Carrying Value at Disposal Date	Foreign Exchange Gain (Loss) on Disposal	Realized Gain (Loss) on Disposal	Total Gain (Loss) on Disposal	Bond Interest/Stock Dividends Received During Year	Stated Contractual Maturity Date	NAIC Designation, NAIC Designation Modifier and SVO Administrative Symbol	
..61750F-AD-2	MSAC 2006-HE6 A2B - RMBS		06/25/2024	Paydown		117	117	45	118	0	0	0	0	0	117	0	0	0	1	09/25/2036	1.A FM	
..61750S-AB-8	MSAC 2006-HE8 A2F - RMBS		06/25/2024	Paydown		42,664	42,664	20,056	43,302	0	(10)	629	(639)	0	42,664	0	0	0	292	10/25/2036	1.A FM	
..61750Y-AD-1	MSM 2006-15XS A3 - RMBS		06/01/2024	Paydown		6,731	6,731	1,655	6,724	0	6	0	6	0	6,731	0	0	0	36	11/25/2036	1.A FM	
..61751D-AG-9	MSM 2006-17XS A4 - CMO/RMBS		06/01/2024	Paydown		21,352	21,352	13,238	21,376	0	(24)	0	(24)	0	21,352	0	0	0	95	10/25/2046	1.A FM	
..61751G-AD-9	MSM 2007-5AX 2A3 - RMBS		06/25/2024	Paydown		877	877	406	880	0	(3)	0	(3)	0	877	0	0	0	3	02/25/2037	1.A FM	
..61751J-AC-5	MSM 2007-6XS A2M - RMBS		06/01/2024	Paydown		21,704	21,704	13,294	21,786	0	(82)	0	(82)	0	21,704	0	0	0	176	02/25/2047	4.A FM	
..61751M-AE-4	MSM 2007-10XS A4 - RMBS		06/25/2024	Paydown		39,366	39,366	24,542	39,179	0	187	0	187	0	39,366	0	0	0	444	02/25/2037	1.A FM	
..61752J-AK-6	MSM 2007-1XS 2A5 - RMBS		06/01/2024	Paydown		93,208	93,208	27,430	93,374	0	(166)	0	(166)	0	93,208	0	0	0	633	09/25/2046	1.A FM	
..61752R-AB-8	MSM 2007-3XS 1AA - CMO/RMBS		06/01/2024	Paydown		2,649	2,649	2,384	2,527	0	122	0	122	0	2,649	0	0	0	13	01/25/2047	1.A FM	
..61753E-AP-5	MSAC 2007-HE2 A1 - RMBS		06/25/2024	Paydown		35,430	35,430	18,395	35,505	0	(76)	0	(76)	0	35,430	0	0	0	219	01/25/2037	1.A FM	
..61753N-AC-4	MSAC 2007-NC2 A2A - RMBS		06/25/2024	Paydown		222	222	112	86	0	135	0	135	0	222	0	0	0	1	02/25/2037	1.A FM	
..61753V-AD-4	MSAC 2007-HE4 A2C - RMBS		06/25/2024	Paydown		37,864	37,864	16,635	37,899	0	(35)	0	(35)	0	37,864	0	0	0	181	02/25/2037	1.A FM	
..61753V-AE-2	MSAC 2007-HE4 A2D - RMBS		06/25/2024	Paydown		49,223	49,223	20,783	49,247	0	(24)	0	(24)	0	49,223	0	0	0	236	02/25/2037	1.A FM	
..61754P-AA-2	MSM 2007-8XS A1 - RMBS		06/01/2024	Paydown		1,179	1,179	495	252	0	927	0	927	0	1,179	0	0	0	8	04/25/2037	1.A FM	
..61756V-BE-8	MSM 2007-14AR 6A1 - CMO/RMBS		06/01/2024	Paydown		61,156	36,871	17,072	0	0	61,156	0	61,156	0	61,156	0	0	0	593	11/25/2037	1.A FM	
..61758V-AR-8	MSFR 2010-R2 2C - RMBS		06/25/2024	Paydown		29,647	80,080	53,597	30,074	0	(428)	0	(428)	0	29,647	0	0	0	2,049	05/26/2036	1.A FM	
..61915R-AF-3	MHL 2005-2 2M1 - CMO/RMBS		06/25/2024	Paydown		141	141	68	84	0	57	0	57	0	141	0	0	0	4	05/25/2035	1.A FM	
..61915R-CK-0	MHL 2006-1 2AB - CMO/RMBS		06/25/2024	Paydown		3,685	3,685	2,573	3,671	0	13	0	13	0	3,685	0	0	0	145	04/25/2036	1.A FM	
..62482B-AA-0	MEDLINE BORROWER LP		05/02/2024	JEFF J.P. Morgan Securities		45,156	50,000	49,594	49,694	0	18	0	18	0	49,712	0	(4,556)	(4,556)	1,157	04/01/2029	4.A FE	
..628312-AE-0	MUTUAL OF OMAHA INSURANCE CO		04/01/2024	Direct		100,000	100,000	100,000	0	0	0	0	0	100,000	0	0	0	0	0	01/16/2064	1.G FE	
..62828L-2C-6	MUTHOOT FINANCE LTD	C	05/30/2024	Direct		305,439	305,000	304,848	0	0	9	0	9	0	304,856	0	583	583	966	02/14/2028	3.B FE	
..62886H-BN-0	NCL CORPORATION LTD		05/06/2024	MARKETAXESS CORPORATION		524,040	500,000	500,000	500,000	0	0	0	0	500,000	0	24,040	24,040	24,040	22,569	01/15/2029	4.A FE	
..62954W-AK-1	NTT FINANCE CORP	C	04/03/2024	MERRILL LYNCH PIERCE		313,402	320,000	320,000	320,000	0	0	0	0	320,000	0	(6,598)	(6,598)	(6,598)	9,560	07/27/2027	1.F FE	
..629682-AA-3	NADG 191 A - ABS		06/28/2024	FENNER & SMITH INC.		2,188	2,188	2,087	2,146	0	42	0	42	0	2,188	0	0	0	31	12/28/2049	1.F FE	
..63172D-AA-9	CFOZ 2019 A - CDO		05/15/2024	Paydown		6,427	6,427	6,426	6,427	0	0	0	0	0	6,427	0	0	0	128	08/31/2034	2.B FE	
..63860H-AE-9	NSTR 2007-A M1 - RMBS		06/25/2024	Paydown		33,926	33,926	23,229	30,165	0	3,761	0	3,761	0	33,926	0	0	0	641	03/25/2037	1.A FM	
..63860K-AA-0	NSTR 2007-C 1A1 - RMBS		06/25/2024	Paydown		8,716	8,716	7,144	7,635	0	1,080	0	1,080	0	8,716	0	0	0	154	06/25/2037	1.A FM	
..63860L-AE-0	NSTR 2007-B 2A4 - RMBS		06/25/2024	Paydown		12,415	12,415	9,432	11,617	0	799	0	799	0	12,415	0	0	0	189	04/25/2037	1.A FM	
..64131B-AK-9	NEUB XXI DR - CDO		05/15/2024	Paydown		5,125,000	5,125,000	4,837,529	4,904,745	0	220,255	0	220,255	0	5,125,000	0	0	0	261,808	10/17/2030	2.C FE	
..64352B-AB-8	NCAMT 2006-ALT1 AF2 - CMO/RMBS		06/01/2024	Paydown		380	380	250	378	0	2	0	2	0	380	0	0	0	2	07/25/2036	1.A FM	
..64360Y-AB-1	NCHET 2006-2 A2B - RMBS		06/25/2024	Paydown		28,311	28,311	18,685	22,223	0	6,087	0	6,087	0	28,311	0	0	0	753	08/25/2036	1.A FM	
..64952*-AQ-7	NEW YORK LIFE INSURANCE COMPANY - CMO		06/10/2024	Direct		4,273	4,273	1,658	4,209	0	64	0	64	0	4,273	0	0	0	0	0	12/07/2037	1.B
..64952*-AR-5	NEW YORK LIFE INSURANCE COMPANY - CMO		06/04/2024	Direct		1,179	1,179	755	1,146	0	32	0	32	0	1,179	0	0	0	0	0	08/01/2024	1.B
..64952*-AS-3	NEW YORK LIFE INSURANCE COMPANY - CMO		06/27/2024	Direct		1,509	1,509	840	1,471	0	39	0	39	0	1,509	0	0	0	0	0	05/26/2026	1.B
..64952*-AT-1	NEW YORK LIFE INSURANCE COMPANY - CMO		06/24/2024	Direct		450	450	146	441	0	9	0	9	0	450	0	0	0	0	0	10/15/2028	1.B
..64952*-AX-2	NEW YORK LIFE INSURANCE COMPANY - CMO		06/24/2024	Direct		8,459	8,459	5,381	8,243	0	216	0	216	0	8,459	0	0	0	0	0	01/15/2026	1.B
..64952*-BC-7	NEW YORK LIFE INSURANCE COMPANY - CMO		05/31/2024	Direct		3,377	3,377	1,858	3,297	0	79	0	79	0	3,377	0	0	0	0	0	09/29/2025	1.B
..64952*-BD-5	NEW YORK LIFE INSURANCE COMPANY - CMO		06/11/2024	Direct		2,340	2,340	1,238	2,287	0	53	0	53	0	2,340	0	0	0	0	0	03/10/2027	1.B
..64952*-BE-3	NEW YORK LIFE INSURANCE COMPANY - CMO		06/07/2024	Direct		1,076	1,076	635	1,052	0	24	0	24	0	1,076	0	0	0	0	0	04/06/2027	1.B
..64952*-BF-0	NEW YORK LIFE INSURANCE COMPANY - CMO		06/04/2024	Direct		1,200	1,200	676	1,177	0	23	0	23	0	1,200	0	0	0	0	0	07/01/2030	1.B
..64952*-BH-6	NEW YORK LIFE INSURANCE COMPANY - CMO		06/27/2024	Direct		1,967	1,967	656	1,933	0	34	0	34	0	1,967	0	0	0	0	0	08/27/2034	1.B
..64952*-BM-5	NEW YORK LIFE INSURANCE COMPANY - CMO		06/24/2024	Direct		2,100	2,100	1,307	2,055	0	45	0	45	0	2,100	0	0	0	0	0	10/19/2028	1.B
..64952*-BQ-6	NEW YORK LIFE INSURANCE COMPANY - CMO		06/10/2024	Direct		1,845	1,845	698	1,822	0	23	0	23	0	1,845	0	0	0	0	0	09/07/2042	1.B
..64952*-BR-4	NEW YORK LIFE INSURANCE COMPANY - CMO		06/11/2024	Direct		1,800	1,800	1,066	1,761	0	39	0	39	0	1,800	0	0	0	0	0	03/10/2027	1.B

E05.31

STATEMENT AS OF JUNE 30, 2024 OF THE Reliance Standard Life Insurance Company

SCHEDULE D - PART 4

Show All Long-Term Bonds and Stock Sold, Redeemed or Otherwise Disposed of During the Current Quarter

1	2	3	4	5	6	7	8	9	10	Change In Book/Adjusted Carrying Value					16	17	18	19	20	21	22
										11	12	13	14	15							
CUSIP Identification	Description	Foreign	Disposal Date	Name of Purchaser	Number of Shares of Stock	Consideration	Par Value	Actual Cost	Prior Year Book/Adjusted Carrying Value	Unrealized Valuation Increase/(Decrease)	Current Year's (Amortization)/Accretion	Current Year's Other Than Temporary Impairment Recognized	Total Change in Book/Adjusted Carrying Value (11 + 12 - 13)	Total Foreign Exchange Change in Book /Adjusted Carrying Value	Book/Adjusted Carrying Value at Disposal Date	Foreign Exchange Gain (Loss) on Disposal	Realized Gain (Loss) on Disposal	Total Gain (Loss) on Disposal	Bond Interest/Stock Dividends Received During Year	Stated Contractual Maturity Date	NAIC Designation, NAIC Designation Modifier and SVO Administrative Symbol
..64952*-BU-7	NEW YORK LIFE INSURANCE COMPANY - ANNUIT		06/10/2024	Direct		1,005	1,005	288	996	0	10	0	10	0	1,005	0	0	0	0	11/07/2042	1.B
..64952*-BW-3	NEW YORK LIFE INSURANCE COMPANY - ANNUIT		06/04/2024	Direct		791	791	456	779	0	11	0	11	0	791	0	0	0	0	07/01/2031	1.B
..64952*-BZ-6	NEW YORK LIFE INSURANCE COMPANY - CMO		06/07/2024	Direct		12,795	12,795	6,750	12,570	0	225	0	225	0	12,795	0	0	0	0	12/06/2032	1.B
..64952*-CB-8	NEW YORK LIFE INSURANCE COMPANY - CMO		06/07/2024	Direct		3,629	3,629	1,478	3,576	0	52	0	52	0	3,629	0	0	0	0	03/06/2039	1.B
..64952*-CC-6	NEW YORK LIFE INSURANCE COMPANY - CMO		06/13/2024	Direct		15,657	15,657	7,200	15,394	0	263	0	263	0	15,657	0	0	0	0	06/13/2035	1.B
..64952*-CF-9	NEW YORK LIFE INSURANCE CO - ANNUITY FP2		06/04/2024	Direct		6,576	6,576	4,278	6,414	0	162	0	162	0	6,576	0	0	0	0	10/01/2024	1.B
..64952*-CH-5	NEW YORK LIFE INSURANCE COMPANY - ANNUIT		06/24/2024	Direct		12,035	12,035	7,269	11,863	0	172	0	172	0	12,035	0	0	0	0	12/01/2027	1.B
..64952*-CJ-1	NEW YORK LIFE INSURANCE COMPANY - CMO		06/04/2024	Direct		1,513	1,513	770	1,486	0	27	0	27	0	1,513	0	0	0	0	06/01/2031	1.B
..64952*-CK-8	NEW YORK LIFE INSURANCE COMPANY - CMO		06/11/2024	Direct		5,864	5,864	2,937	5,775	0	89	0	89	0	5,864	0	0	0	0	02/09/2036	1.B
..64952*-CL-6	NEW YORK LIFE INSURANCE COMPANY - CMO		06/04/2024	Direct		900	900	395	888	0	12	0	12	0	900	0	0	0	0	06/01/2037	1.B
..64952*-CP-7	NEW YORK LIFE INSURANCE COMPANY - CMO		06/04/2024	Direct		1,006	1,006	670	984	0	21	0	21	0	1,006	0	0	0	0	02/01/2027	1.B
..64952*-CQ-5	NEW YORK LIFE INSURANCE COMPANY - CMO		06/24/2024	Direct		1,652	1,652	968	1,625	0	27	0	27	0	1,652	0	0	0	0	12/20/2033	1.B
..64952*-CR-3	NEW YORK LIFE INSURANCE COMPANY - CMO		06/04/2024	Direct		3,324	3,324	1,303	3,287	0	38	0	38	0	3,324	0	0	0	0	02/28/2043	1.B
..64952*-18-8	NEW YORK LIFE INSURANCE AND ANNUITY CORP		06/24/2024	Direct		8,434	8,434	3,497	8,306	0	128	0	128	0	8,434	0	0	0	0	02/17/2040	1.A
..649603-AB-3	NYMT 2005-1 M1 - RMBS		06/25/2024	Paydown		4,681	4,681	3,838	4,612	0	69	0	69	0	4,681	0	0	0	102	04/25/2035	1.A FM
..649603-AD-9	NYMT 2005-2 A - RMBS		06/25/2024	Paydown		8,935	8,935	5,628	5,901	0	3,034	0	3,034	0	8,935	0	0	0	193	08/25/2035	1.A FM
..65106F-AA-0	NCMT 2007-1 1A1 - RMBS		06/25/2024	Paydown		42,237	42,237	34,200	39,021	0	3,216	0	3,216	0	42,237	0	0	0	775	04/25/2037	1.A FM
..65106F-AD-4	NCMT 2007-1 2A3 - RMBS		06/25/2024	Paydown		64,940	64,940	56,804	61,159	0	3,781	0	3,781	0	64,940	0	0	0	1,151	04/25/2037	1.A FM
..655374-AA-4	NAA 2007-S1 A - RMBS		06/25/2024	Paydown		13,042	12,563	13,042	14,536	0	(1,973)	0	(1,973)	0	12,563	0	0	0	708	12/25/2036	5.A FM
..66980P-2A-6	BOC AVIATION (USA) CORP		04/29/2024	Maturity @ 100.00		200,000	200,000	200,388	200,033	0	(33)	0	(33)	0	200,000	0	0	0	1,625	04/29/2024	1.G FE
..670855-AC-9	OBX 23NQ1 A3 - CMO/RMBS		06/01/2024	Paydown		174,041	174,041	171,900	171,955	0	2,086	0	2,086	0	174,041	0	0	0	4,749	11/27/2062	1.G FE
..67108L-BC-6	OZLM VI CS - CDO		06/20/2024	Paydown		450,000	450,000	432,000	439,133	0	10,867	0	10,867	0	450,000	0	0	0	26,986	04/17/2031	2.A FE
..67109F-AQ-8	OAKC 11R DR - CDO		05/20/2024	Paydown		500,000	500,000	499,950	499,967	0	33	0	33	0	500,000	0	0	0	25,363	01/20/2032	2.C FE
..67110U-AS-8	CHALF 2016-1 DR - CDO		06/03/2024	Paydown		500,000	500,000	492,750	495,115	0	4,885	0	4,885	0	500,000	0	0	0	27,181	01/20/2033	2.C FE
..67117D-AC-4	OBX 22NQ7 A3 - RMBS		06/01/2024	Paydown		33,388	33,388	32,995	33,153	0	235	0	235	0	33,388	0	0	0	835	08/25/2062	1.F FE
..67117P-AC-7	OBX 23NQ3 A3 - CMO/RMBS		06/25/2024	Paydown		390,020	390,020	390,020	391,093	0	(1,073)	0	(1,073)	0	390,020	0	0	0	10,613	02/26/2063	1.G FE
..67117V-AB-6	OBX 2023-NQM6 A2 - RMBS		06/01/2024	Paydown		17,574	17,574	17,574	17,580	0	(6)	0	(6)	0	17,574	0	0	0	515	07/25/2063	1.C FE
..67117Y-AA-2	OBX 22NQ8 A1 - CMO/RMBS		06/01/2024	Paydown		127,954	127,954	126,994	127,170	0	784	0	784	0	127,954	0	0	0	3,368	09/25/2062	1.A FE
..67117Y-AC-8	OBX 22NQ8 A3 - CMO/RMBS		06/01/2024	Paydown		115,159	115,159	112,219	112,743	0	2,416	0	2,416	0	115,159	0	0	0	3,031	09/25/2062	1.F FE
..67118H-AC-4	OBX 24NQ2 A2 - RMBS		06/01/2024	Paydown		6,511	6,511	6,511	6,511	0	0	0	0	0	6,511	0	0	0	140	12/26/2063	1.C FE
..67118K-AC-7	OBX 24NQ3 A3 - RMBS		06/01/2024	Paydown		5,708	5,708	5,708	5,708	0	0	0	0	0	5,708	0	0	0	92	12/26/2063	1.F FE
..67118X-AB-1	OBX 24NQ6 A2 - RMBS		06/01/2024	Paydown		2,170	2,170	2,170	2,170	0	0	0	0	0	2,170	0	0	0	16	02/25/2064	1.C FE
..67119C-AC-4	OBX 24NQ8 A3 - RMBS		06/01/2024	Paydown		2,030	2,030	2,030	2,030	0	0	0	0	0	2,030	0	0	0	11	05/27/2064	1.F FE
..67119F-AB-9	OBX 24NQ7 A2 - RMBS		06/01/2024	Paydown		1,165	1,619	1,619	1,619	0	(454)	0	(454)	0	711	0	454	454	15	03/25/2064	1.C FE
..67181D-AC-5	OAKIG 2020-1 A3 - CMBS		06/20/2024	Paydown		313	313	287	298	0	15	0	15	0	313	0	0	0	3	11/21/2050	1.C FE
..673919-AB-2	OBX 23NQ5 A2 - CMO/RMBS		06/01/2024	Paydown		149,303	149,303	149,301	149,339	0	(37)	0	(37)	0	149,303	0	0	0	3,929	06/25/2063	1.C FE
..67400F-AJ-0	OAKCL 181 C - CDO		04/15/2024	Paydown		3,000,000	3,000,000	3,000,000	3,000,000	0	0	0	0	0	3,000,000	0	0	0	128,059	10/21/2030	2.C FE
..67448G-AC-7	OBX 2023-NQM4 A3 - CMO/RMBS		06/01/2024	Paydown		246,998	246,998	246,998	247,117	0	(118)	0	(118)	0	246,998	0	0	0	7,282	03/26/2063	1.F FE
..675711-AG-0	OC33 33 C - CDO		04/30/2024	MORGAN STANLEY & COMPANY, INC.		1,002,500	1,000,000	974,125	250,000	0	1,125	0	1,125	0	975,250	0	27,250	27,250	28,872	01/21/2031	2.C FE
..67592C-AJ-5	OC39 39 D - CDO		04/16/2024	JANNEY MONTGOMERY SCOTT INC		1,100,000	1,100,000	1,094,500	0	0	23	0	23	0	1,094,523	0	5,477	5,477	22,674	10/21/2030	2.B FE
..68389F-FW-9	COMLT 2004-3 M4 - RMBS		06/25/2024	Paydown		1,192	1,192	1,085	1,170	0	21	0	21	0	1,192	0	0	0	6	11/27/2034	1.A FM
..68389F-JJ-4	COMLT 2005-4 M2 - RMBS		06/25/2024	Paydown		150,471	150,471	69,281	124,165	0	26,307	0	26,307	0	150,471	0	0	0	2,228	11/25/2035	1.A FM
..68389F-JZ-8	COMLT 2005-5 M2 - RMBS		06/25/2024	Paydown		8,939	8,939	6,299	7,732	0	1,206	0	1,206	0	8,939	0	0	0	126	12/25/2035	1.A FM
..68389X-BZ-7	ORACLE CORP		05/09/2024	JANE STREET EXECUTION SERVICES LLC		458,304	600,000	452,538	459,546	0	1,755	0	1,755	0	461,301	0	(2,997)	(2,997)	13,870	03/25/2041	2.B FE

E05.32

STATEMENT AS OF JUNE 30, 2024 OF THE Reliance Standard Life Insurance Company

SCHEDULE D - PART 4

Show All Long-Term Bonds and Stock Sold, Redeemed or Otherwise Disposed of During the Current Quarter

1	2	3	4	5	6	7	8	9	10	Change In Book/Adjusted Carrying Value					16	17	18	19	20	21	22
										11	12	13	14	15							
CUSIP Identification	Description	Foreign	Disposal Date	Name of Purchaser	Number of Shares of Stock	Consideration	Par Value	Actual Cost	Prior Year Book/Adjusted Carrying Value	Unrealized Valuation Increase/(Decrease)	Current Year's (Amortization)/Accretion	Current Year's Other Than Temporary Impairment Recognized	Total Change in Book/Adjusted Carrying Value (11 + 12 - 13)	Total Foreign Exchange Change in Book /Adjusted Carrying Value	Book/Adjusted Carrying Value at Disposal Date	Foreign Exchange Gain (Loss) on Disposal	Realized Gain (Loss) on Disposal	Total Gain (Loss) on Disposal	Bond Interest/Stock Dividends Received During Year	Stated Contractual Maturity Date	NAIC Designation, NAIC Designation Modifier and SVO Administrative Symbol
..68400D-AD-6	COMLT 2007-1 2A2 - RMBS		06/25/2024	Paydown		86,662	86,662	50,727	86,088	0	575	0	575	0	86,662	0	0	0	523	01/25/2037	1.A FM
..68400D-AF-1	COMLT 2007-1 2A4 - RMBS		06/25/2024	Paydown		41,443	41,443	24,716	41,148	0	295	0	295	0	41,443	0	0	0	250	01/25/2037	1.A FM
..68400X-AC-4	MESA 2001-5 M1 - RMBS		06/25/2024	Paydown		115,541	115,663	93,906	116,193	0	(652)	0	(652)	0	115,541	0	0	0	3,159	11/25/2031	1.A FM
..68401T-AD-0	COMLT 2007-2 3A2 - RMBS		06/25/2024	Paydown		127,879	127,879	78,308	127,475	0	404	0	404	0	127,879	0	0	0	1,078	03/25/2037	1.A FM
..68402B-AD-8	COMLT 2007-3 2A3 - RMBS		06/25/2024	Paydown		23,382	23,382	11,296	23,302	0	80	0	80	0	23,382	0	0	0	183	04/25/2037	1.A FM
..68402B-AE-6	COMLT 2007-3 2A4 - RMBS		06/25/2024	Paydown		44,975	44,975	20,998	44,816	0	159	0	159	0	44,975	0	0	0	353	04/25/2037	1.A FM
..69121T-AA-3	OWINIT 2006-6 A1 - RMBS		06/25/2024	Paydown		19,132	19,132	11,665	18,772	0	360	0	360	0	19,132	0	0	0	95	09/25/2037	1.A FM
..69121T-AD-7	OWINIT 2006-6 A2C - RMBS		06/25/2024	Paydown		5,873	5,873	2,700	5,835	0	39	0	39	0	5,873	0	0	0	28	09/25/2037	1.A FM
..69144A-AA-7	OXFIN 201 A2 - ABS		06/15/2024	Paydown		746	746	746	746	0	0	0	0	0	746	0	0	0	12	02/15/2028	1.F FE
..69290L-AJ-6	PFP 217 D - CMBS	C	05/16/2024	Paydown		221,452	221,452	221,452	221,452	0	0	0	0	0	221,452	0	0	0	7,130	04/16/2038	1.F FE
..69335Y-AJ-5	PHMC 2006-4 B1 - CMO/RMBS		06/01/2024	Paydown		298	382	364	347	0	(49)	0	(49)	0	298	0	0	0	9	12/18/2036	1.A FM
..69335Y-AJ-5	PHMC 2006-4 B1 - CMO/RMBS		06/01/2024	Paydown		141	183	175	142	0	0	0	0	0	141	0	0	0	5	12/18/2036	2.B FM
..693475-BW-4	PNC FINANCIAL SERVICES GROUP INC		05/02/2024	GOLDMAN		2,955,990	3,000,000	3,000,000	0	0	0	0	0	0	3,000,000	0	(44,010)	(44,010)	49,192	01/22/2035	1.G FE
..69377T-AC-0	PKCM 22AFC2 A3 - RMBS		06/01/2024	Paydown		124,739	124,739	123,950	124,435	0	304	0	304	0	124,739	0	0	0	3,236	09/25/2057	1.F FE
..693965-AA-3	PRPM 23NQM1 A1 - RMBS		06/25/2024	Paydown		193,743	193,743	193,743	193,840	0	(98)	0	(98)	0	193,743	0	0	0	5,103	01/25/2068	1.A FE
..693965-AC-9	PRPM 23NQM1 A3 - RMBS		06/25/2024	Paydown		484,358	484,358	476,951	478,053	0	6,305	0	6,305	0	484,358	0	0	0	12,994	01/25/2068	1.F FE
..69447#-AE-2	PACIFIC LIFE INSURANCE COMPANY - CMO		06/21/2024	Direct		2,850	2,850	1,328	2,794	0	56	0	56	0	2,850	0	0	0	0	08/16/2030	1.D
..69447#-AF-9	PACIFIC LIFE INSURANCE COMPANY - CMO		06/21/2024	Direct		975	975	405	959	0	16	0	16	0	975	0	0	0	0	08/16/2033	1.D
..69447#-AH-5	PACIFIC LIFE INSURANCE COMPANY - CMO		06/26/2024	Direct		1,533	1,149	684	1,500	0	32	0	32	0	1,533	0	0	0	0	07/01/2027	1.D
..69447#-AJ-1	PACIFIC LIFE INSURANCE COMPANY - CMO		06/26/2024	Direct		1,620	1,215	689	1,587	0	33	0	33	0	1,620	0	0	0	0	07/01/2027	1.D
..69447#-AL-6	PACIFIC LIFE INSURANCE COMPANY - CMO		06/26/2024	Direct		1,814	1,360	867	1,761	0	52	0	52	0	1,814	0	0	0	0	12/01/2024	1.D
..69447#-AQ-5	PACIFIC LIFE INSURANCE COMPANY - CMO		06/26/2024	Direct		1,200	900	605	1,169	0	31	0	31	0	1,200	0	0	0	0	12/01/2024	1.D
..69447#-AA-2	PACIFIC LIFE & ANNUITY COMPANY - CMO		06/24/2024	Direct		585	585	207	572	0	13	0	13	0	585	0	0	0	0	06/15/2041	1.D
..69447#-AB-0	PACIFIC LIFE & ANNUITY COMPANY - CMO		06/26/2024	Direct		3,500	3,500	1,927	3,438	0	62	0	62	0	3,500	0	0	0	0	03/01/2030	1.D
..69447#-AC-8	PACIFIC LIFE & ANNUITY COMPANY - CMO		06/11/2024	Direct		1,022	1,022	480	1,004	0	18	0	18	0	1,022	0	0	0	0	12/15/2032	1.D
..69447#-AE-4	PACIFIC LIFE & ANNUITY COMPANY - CMO		06/27/2024	Direct		2,337	2,337	1,102	2,307	0	30	0	30	0	2,337	0	0	0	0	06/01/2041	1.D
..69447#-AF-1	PACIFIC LIFE & ANNUITY COMPANY - CMO		06/14/2024	Direct		2,104	2,104	1,132	2,060	0	44	0	44	0	2,104	0	0	0	0	12/17/2028	1.D
..69447#-AH-7	PACIFIC LIFE & ANNUITY COMPANY - CMO		06/11/2024	Direct		1,019	1,019	458	1,001	0	18	0	18	0	1,019	0	0	0	0	10/15/2033	1.D
..69447#-AK-0	PACIFIC LIFE & ANNUITY COMPANY - CMO		06/26/2024	Direct		600	450	325	587	0	13	0	13	0	600	0	0	0	0	07/01/2027	1.D
..69447#-AL-8	PACIFIC LIFE & ANNUITY COMPANY - CMO		06/24/2024	Direct		2,974	2,974	1,554	2,917	0	58	0	58	0	2,974	0	0	0	0	09/15/2031	1.D
..69447#-AM-6	PACIFIC LIFE & ANNUITY COMPANY - CMO		05/23/2024	Direct		2,205	2,205	1,073	2,171	0	34	0	34	0	2,205	0	0	0	0	01/15/2035	1.D
..69447#-AN-4	PACIFIC LIFE & ANNUITY COMPANY - CMO		06/11/2024	Direct		1,380	1,380	698	1,355	0	25	0	25	0	1,380	0	0	0	0	12/15/2032	1.D
..69447#-AQ-7	PACIFIC LIFE & ANNUITY COMPANY - CMO		06/18/2024	Direct		4,076	4,076	2,342	3,993	0	83	0	83	0	4,076	0	0	0	0	02/24/2031	1.D
..69447#-AR-5	PACIFIC LIFE & ANNUITY COMPANY - CMO		06/26/2024	Direct		2,200	1,650	1,196	2,143	0	57	0	57	0	2,200	0	0	0	0	12/01/2024	1.D
..69447#-AS-3	PACIFIC LIFE & ANNUITY COMPANY - CMO		06/11/2024	Direct		2,474	2,474	1,085	2,439	0	34	0	34	0	2,474	0	0	0	0	01/15/2037	1.D
..69447#-AT-1	PACIFIC LIFE & ANNUITY COMPANY - CMO		04/22/2024	Direct		375	375	263	365	0	10	0	10	0	375	0	0	0	0	04/24/2024	1.D
..69447#-AW-4	PACIFIC LIFE & ANNUITY COMPANY - CMO		06/10/2024	Direct		2,002	2,002	1,097	1,972	0	30	0	30	0	2,002	0	0	0	0	01/01/2035	1.D
..69447#-AY-0	PACIFIC LIFE & ANNUITY COMPANY - CMO		06/11/2024	Direct		1,757	1,757	915	1,733	0	24	0	24	0	1,757	0	0	0	0	01/15/2037	1.D
..70069F-EL-7	PPSI 2004-WHQ2 M4 - RMBS		06/25/2024	Paydown		80,455	80,455	66,754	73,558	0	6,897	0	6,897	0	80,455	0	0	0	0	12/26/2034	1.A FM
..70069F-HH-0	PPSI 2005-WHQ2 M3 - RMBS		06/25/2024	Paydown		19,846	19,846	16,565	19,171	0	675	0	675	0	19,846	0	0	0	248	05/25/2035	1.A FM
..70069F-JT-5	PPSI 2005-WHQ3 M5 - RMBS		06/25/2024	Paydown		95,687	95,687	67,909	84,988	0	10,699	0	10,699	0	95,687	0	0	0	1,255	06/25/2035	1.A FM
..70450Y-AJ-2	PAYPAL HOLDINGS INC		04/18/2024	BNP Paribas		13,344	20,000	12,694	12,722	0	35	0	35	0	12,757	0	586	586	255	06/01/2050	1.G FE
..71654Q-DH-2	PETROLEOS MEXICANOS	C	05/20/2024	Jefferies		615,195	620,000	613,490	0	0	1,100	0	1,100	0	614,590	0	605	605	25,279	10/16/2025	4.A FE
..716973-AF-9	PFIZER INVESTMENT ENTERPRISES PTE LTD	C	04/23/2024	GOLDMAN		65,619	70,000	68,600	68,625	0	13	0	13	0	68,638	0	(3,019)	(3,019)	1,550	05/19/2043	1.F FE
..718172-CV-9	PHILIP MORRIS INTERNATIONAL INC		04/18/2024	J P MORGAN SECURITIES		128,877	130,000	129,367	129,495	0	36	0	36	0	129,532	0	(655)	(655)	2,869	11/17/2027	1.F FE
..723787-AV-9	PIONEER NATURAL RESOURCES CO		05/06/2024	J P MORGAN SECURITIES		189,580	190,000	189,907	189,929	0	10	0	10	0	189,940	0	(360)	(360)	5,868	03/29/2026	2.A FE

E05.33

STATEMENT AS OF JUNE 30, 2024 OF THE Reliance Standard Life Insurance Company

SCHEDULE D - PART 4

Show All Long-Term Bonds and Stock Sold, Redeemed or Otherwise Disposed of During the Current Quarter

1	2	3	4	5	6	7	8	9	10	Change In Book/Adjusted Carrying Value					16	17	18	19	20	21	22
										11	12	13	14	15							
CUSIP Identification	Description	Foreign	Disposal Date	Name of Purchaser	Number of Shares of Stock	Consideration	Par Value	Actual Cost	Prior Year Book/Adjusted Carrying Value	Unrealized Valuation Increase/(Decrease)	Current Year's (Amortization)/Accretion	Current Year's Other Than Temporary Impairment Recognized	Total Change in Book/Adjusted Carrying Value (11 + 12 - 13)	Total Foreign Exchange Change in Book /Adjusted Carrying Value	Book/Adjusted Carrying Value at Disposal Date	Foreign Exchange Gain (Loss) on Disposal	Realized Gain (Loss) on Disposal	Total Gain (Loss) on Disposal	Bond Interest/Stock Dividends Received During Year	Stated Contractual Maturity Date	NAIC Designation, NAIC Designation Modifier and SVO Administrative Symbol
..729914-AA-9	PMT CREDIT RISK TRANSFER TRUST 2023-1R		04/04/2024	Call @ 100.00		181,298	181,298	181,298	181,298	0	0	0	0	0	181,298	0	0	0	6,557	05/05/2033	5.B GI
..73316M-AE-7	POPLR 2006-C M1 - RMBS		06/25/2024	Paydown		16,040	16,040	11,624	15,773	0	266	0	266	0	16,040	0	0	0	244	07/25/2036	1.A FM
..74352@-AA-5	CTL - AMZN PROJECT DIXIE FUNDED		06/10/2024	Paydown		7,263	7,263	7,263	7,263	0	0	0	0	0	7,263	0	0	0	90	10/10/2041	1.E
..743917-#B-2	THE PRUDENTIAL INSURANCE COMPANY OF AMER		06/21/2024	Direct		1,500	1,500	974	1,468	0	32	0	32	0	1,500	0	0	0	0	03/20/2028	1.D
..743917-#D-8	THE PRUDENTIAL INSURANCE COMPANY OF AMER		06/21/2024	Direct		4,482	4,482	2,415	4,410	0	73	0	73	0	4,482	0	0	0	0	07/20/2035	1.D
..743917-#F-3	THE PRUDENTIAL INSURANCE COMPANY OF AMER		06/17/2024	Direct		9,750	9,750	6,008	9,570	0	180	0	180	0	9,750	0	0	0	0	05/15/2030	1.D
..743917-#K-2	THE PRUDENTIAL INSURANCE COMPANY OF AMER		06/11/2024	Direct		9,300	9,300	5,620	9,141	0	159	0	159	0	9,300	0	0	0	0	12/10/2030	1.D
..743917-#N-6	THE PRUDENTIAL INSURANCE COMPANY OF AMER		06/17/2024	Direct		3,410	3,410	1,630	3,359	0	51	0	51	0	3,410	0	0	0	0	07/15/2036	1.D
..743917-#Q-9	THE PRUDENTIAL INSURANCE COMPANY OF AMER		06/25/2024	Direct		1,193	1,193	726	1,167	0	26	0	26	0	1,193	0	0	0	0	02/23/2030	1.D
..743917-#S-5	THE PRUDENTIAL INSURANCE COMPANY OF AMER		06/17/2024	Direct		950	950	424	938	0	12	0	12	0	950	0	0	0	0	12/15/2044	1.D
..743917-#T-3	THE PRUDENTIAL INSURANCE COMPANY OF AMER		06/25/2024	Direct		991	991	625	971	0	21	0	21	0	991	0	0	0	0	02/23/2030	1.D
..743917-#A-6	THE PRUDENTIAL INSURANCE COMPANY OF AMER		06/21/2024	Direct		1,501	1,501	645	1,482	0	18	0	18	0	1,501	0	0	0	0	08/21/2042	1.D
..743917-#B-4	THE PRUDENTIAL INSURANCE COMPANY OF AMER		06/05/2024	Direct		5,250	5,250	2,102	5,162	0	88	0	88	0	5,250	0	0	0	0	02/01/2031	1.D
..743917-#C-2	THE PRUDENTIAL INSURANCE COMPANY OF AMER		06/17/2024	Direct		3,174	3,174	1,435	3,127	0	48	0	48	0	3,174	0	0	0	0	07/15/2039	1.D
..743917-#D-0	THE PRUDENTIAL INSURANCE COMPANY OF AMER		06/05/2024	Direct		1,875	1,875	1,022	1,838	0	37	0	37	0	1,875	0	0	0	0	02/01/2029	1.D
..743917-#E-8	THE PRUDENTIAL INSURANCE COMPANY OF AMER		06/05/2024	Direct		4,500	4,500	1,714	4,422	0	78	0	78	0	4,500	0	0	0	0	12/06/2031	1.D
..743917-#H-1	THE PRUDENTIAL INSURANCE COMPANY OF AMER		06/05/2024	Direct		1,047	1,047	596	1,025	0	22	0	22	0	1,047	0	0	0	0	05/01/2028	1.D
..743917-#J-7	THE PRUDENTIAL INSURANCE COMPANY OF AMER		06/04/2024	Direct		450	450	205	444	0	6	0	6	0	450	0	0	0	0	04/02/2039	1.D
..743917-#M-0	PRUDENTIAL INSURANCE COMPANY OF AMERICA		06/03/2024	Direct		1,200	1,200	642	1,178	0	22	0	22	0	1,200	0	0	0	0	10/01/2030	1.D
..743917-#P-3	PRUDENTIAL INSURANCE COMPANY OF AMERICA		06/05/2024	Direct		5,526	5,526	1,880	5,451	0	75	0	75	0	5,526	0	0	0	0	06/06/2041	1.D
..743917-#Q-1	PRUDENTIAL INSURANCE COMPANY OF AMERICA		06/05/2024	Direct		2,700	2,700	1,339	2,655	0	45	0	45	0	2,700	0	0	0	0	06/01/2033	1.D
..743917-#R-9	PRUDENTIAL INSURANCE COMPANY OF AMERICA		06/17/2024	Direct		3,000	3,000	1,652	3,000	0	65	0	65	0	3,000	0	0	0	0	05/15/2028	1.D
..743917-#S-7	PRUDENTIAL INSURANCE COMPANY OF AMERICA		06/17/2024	Direct		2,765	2,765	1,521	2,706	0	59	0	59	0	2,765	0	0	0	0	06/18/2028	1.D
..743917-#U-2	THE PRUDENTIAL INSURANCE COMPANY OF AMER		06/03/2024	Direct		1,875	1,875	872	1,839	0	36	0	36	0	1,875	0	0	0	0	02/01/2029	1.D
..743917-#V-0	THE PRUDENTIAL INSURANCE COMPANY OF AMER		06/17/2024	Direct		869	869	334	857	0	12	0	12	0	869	0	0	0	0	06/18/2040	1.D
..743917-#W-8	THE PRUDENTIAL INSURANCE COMPANY OF AMER		06/04/2024	Direct		888	888	506	872	0	15	0	15	0	888	0	0	0	0	07/04/2030	1.D
..743917-#X-6	THE PRUDENTIAL INSURANCE COMPANY OF AMER		06/11/2024	Direct		1,650	1,650	955	1,621	0	29	0	29	0	1,650	0	0	0	0	11/09/2031	1.D
..743917-#Y-4	THE PRUDENTIAL INSURANCE COMPANY OF AMER		06/11/2024	Direct		9,947	9,947	3,600	9,809	0	138	0	138	0	9,947	0	0	0	0	01/11/2038	1.D
..743917-#Z-1	THE PRUDENTIAL INSURANCE COMPANY OF AMER		06/05/2024	Direct		4,100	4,100	2,459	4,044	0	56	0	56	0	4,100	0	0	0	0	06/01/2035	1.D
..743917-#B-3	THE PRUDENTIAL INSURANCE COMPANY OF AMER		06/05/2024	Direct		2,925	2,925	1,974	2,860	0	65	0	65	0	2,925	0	0	0	0	08/01/2025	1.D
..743917-#C-1	THE PRUDENTIAL INSURANCE COMPANY OF AMER		06/25/2024	Direct		4,501	4,501	1,974	4,429	0	72	0	72	0	4,501	0	0	0	0	06/25/2040	1.D
..743917-#D-9	THE PRUDENTIAL INSURANCE COMPANY OF AMER		05/28/2024	Direct		9,000	9,000	4,366	9,361	0	(361)	0	(361)	0	9,000	0	0	0	0	05/26/2029	1.D
..743917-#E-7	THE PRUDENTIAL INSURANCE COMPANY OF AMER		06/17/2024	Direct		696	696	233	687	0	9	0	9	0	696	0	0	0	0	06/18/2040	1.D
..743917-#H-0	THE PRUDENTIAL INSURANCE COMPANY OF AMER		06/03/2024	Direct		1,050	1,050	692	1,026	0	24	0	24	0	1,050	0	0	0	0	02/01/2026	1.D
..743917-#M-9	PRUDENTIAL INSURANCE COMPANY OF AMERICA		06/25/2024	Direct		2,100	2,100	1,303	2,048	0	52	0	52	0	2,100	0	0	0	0	02/22/2026	1.D
..743917-#N-7	PRUDENTIAL INSURANCE COMPANY OF AMERICA		06/17/2024	Direct		2,055	2,055	1,395	2,001	0	54	0	54	0	2,055	0	0	0	0	07/15/2024	1.D
..743917-#P-2	PRUDENTIAL INSURANCE COMPANY OF AMERICA		05/03/2024	Direct		1,080	1,080	705	1,080	0	22	0	22	0	1,080	0	0	0	0	05/03/2024	1.D
..743917-#R-8	THE PRUDENTIAL INSURANCE COMPANY OF AMER		06/10/2024	Direct		1,630	1,630	1,014	1,593	0	37	0	37	0	1,630	0	0	0	0	12/08/2025	1.D
..743917-#U-1	THE PRUDENTIAL INSURANCE COMPANY OF AMER		06/17/2024	Direct		696	696	137	689	0	6	0	6	0	696	0	0	0	0	11/18/2043	1.D
..743917-#V-9	THE PRUDENTIAL INSURANCE COMPANY OF AMER		06/05/2024	Direct		1,950	1,950	1,140	1,915	0	35	0	35	0	1,950	0	0	0	0	06/01/2031	1.D
..743917-#W-7	THE PRUDENTIAL INSURANCE COMPANY OF AMER		06/25/2024	Direct		5,061	5,061	1,926	4,962	0	100	0	100	0	5,061	0	0	0	0	04/22/2034	1.D
..743917-#Y-3	THE PRUDENTIAL INSURANCE COMPANY OF AMER		06/10/2024	Direct		1,569	1,569	919	1,534	0	35	0	35	0	1,569	0	0	0	0	06/13/2027	1.D
..743917-#Z-1	THE PRUDENTIAL INSURANCE COMPANY OF AMER		06/17/2024	Direct		3,337	3,337	1,133	3,282	0	55	0	55	0	3,337	0	0	0	0	02/15/2036	1.D
..743917-#A-4	THE PRUDENTIAL INSURANCE COMPANY OF AMER		06/05/2024	Direct		750	750	373	736	0	14	0	14	0	750	0	0	0	0	05/01/2030	1.D
..743917-#N-9	THE PRUDENTIAL INSURANCE COMPANY OF AMER		06/05/2024	Direct		600	600	327	587	0	13	0	13	0	600	0	0	0	0	01/01/2027	1.D
..743917-#N*-3	THE PRUDENTIAL INSURANCE COMPANY OF AMER		06/05/2024	Direct		2,100	2,100	1,382	2,043	0	57	0	57	0	2,100	0	0	0	0	07/01/2024	1.D

E05_34

STATEMENT AS OF JUNE 30, 2024 OF THE Reliance Standard Life Insurance Company

SCHEDULE D - PART 4

Show All Long-Term Bonds and Stock Sold, Redeemed or Otherwise Disposed of During the Current Quarter

1	2	3	4	5	6	7	8	9	10	Change In Book/Adjusted Carrying Value					16	17	18	19	20	21	22
										11	12	13	14	15							
CUSIP Identification	Description	Foreign	Disposal Date	Name of Purchaser	Number of Shares of Stock	Consideration	Par Value	Actual Cost	Prior Year Book/ Adjusted Carrying Value	Unrealized Valuation Increase/ (Decrease)	Current Year's (Amortization)/ Accretion	Current Year's Other Than Temporary Impairment Recognized	Total Change in Book/ Adjusted Carrying Value (11 + 12 - 13)	Total Foreign Exchange Change in Book /Adjusted Carrying Value	Book/ Adjusted Carrying Value at Disposal Date	Foreign Exchange Gain (Loss) on Disposal	Realized Gain (Loss) on Disposal	Total Gain (Loss) on Disposal	Bond Interest/ Stock Dividends Received During Year	Stated Contractual Maturity Date	NAIC Designation, NAIC Designation Modifier and SVO Administrative Symbol
..743917-Q#-6	THE PRUDENTIAL INSURANCE COMPANY OF AMER		06/05/2024	Direct		8,100	8,100	3,041	7,979	0	121	0	121	0	8,100	0	0	0	0	08/01/2038	1.D
..743917-Q*-0	THE PRUDENTIAL INSURANCE COMPANY OF AMER		06/05/2024	Direct		872	872	462	854	0	17	0	17	0	872	0	0	0	0	08/01/2030	1.D
..743917-Q#-8	THE PRUDENTIAL INSURANCE COMPANY OF AMER		06/03/2024	Direct		2,400	2,400	1,308	2,354	0	46	0	46	0	2,400	0	0	0	0	06/01/2030	1.D
..743917-R#-5	THE PRUDENTIAL INSURANCE COMPANY OF AMER		06/17/2024	Direct		1,950	1,950	996	1,911	0	39	0	39	0	1,950	0	0	0	0	02/15/2031	1.D
..743917-R*-9	THE PRUDENTIAL INSURANCE COMPANY OF AMER		06/05/2024	Direct		3,750	3,750	1,768	3,678	0	72	0	72	0	3,750	0	0	0	0	12/01/2028	1.D
..743917-S#-6	THE PRUDENTIAL INSURANCE COMPANY OF AMER		06/17/2024	Direct		1,984	1,984	1,052	1,940	0	44	0	44	0	1,984	0	0	0	0	10/15/2028	1.D
..743917-T*-7	THE PRUDENTIAL INSURANCE COMPANY OF AMER		06/05/2024	Direct		3,011	3,011	1,264	2,951	0	60	0	60	0	3,011	0	0	0	0	05/01/2029	1.D
..743917-U#-1	THE PRUDENTIAL INSURANCE COMPANY OF AMER		06/05/2024	Direct		2,150	2,150	872	2,121	0	28	0	28	0	2,150	0	0	0	0	05/01/2038	1.D
..743917-U*-5	THE PRUDENTIAL INSURANCE COMPANY OF AMER		06/05/2024	Direct		750	750	414	735	0	15	0	15	0	750	0	0	0	0	05/01/2030	1.D
..743917-V#-2	THE PRUDENTIAL INSURANCE COMPANY OF AMER		06/21/2024	Direct		1,050	1,050	458	1,030	0	20	0	20	0	1,050	0	0	0	0	12/21/2035	1.D
..743917-W#-9	THE PRUDENTIAL INSURANCE COMPANY OF AMER		06/04/2024	Direct		450	450	189	445	0	5	0	5	0	450	0	0	0	0	05/02/2039	1.D
..743917-W*-3	THE PRUDENTIAL INSURANCE COMPANY OF AMER		06/04/2024	Direct		1,611	1,611	908	1,591	0	20	0	20	0	1,611	0	0	0	0	04/05/2037	1.D
..743917-W#-1	THE PRUDENTIAL INSURANCE COMPANY OF AMER		06/28/2024	Direct		3,213	3,213	1,739	3,116	0	97	0	97	0	3,213	0	0	0	0	10/27/2024	1.D
..743917-Y*-2	THE PRUDENTIAL INSURANCE COMPANY OF AMER		06/04/2024	Direct		600	600	272	591	0	9	0	9	0	600	0	0	0	0	01/04/2040	1.D
..743917-X#-0	THE PRUDENTIAL INSURANCE COMPANY OF AMER		06/21/2024	Direct		1,779	1,779	748	1,745	0	34	0	34	0	1,779	0	0	0	0	03/21/2035	1.D
..743917-Y#-7	THE PRUDENTIAL INSURANCE COMPANY OF AMER		06/03/2024	Direct		1,800	1,800	1,049	1,768	0	32	0	32	0	1,800	0	0	0	0	10/01/2030	1.D
..743917-Y*-1	THE PRUDENTIAL INSURANCE COMPANY OF AMER		06/05/2024	Direct		1,350	1,350	732	1,325	0	25	0	25	0	1,350	0	0	0	0	06/01/2030	1.D
..743917-Y#-9	THE PRUDENTIAL INSURANCE COMPANY OF AMER		06/05/2024	Direct		1,800	1,800	1,053	1,767	0	33	0	33	0	1,800	0	0	0	0	05/01/2030	1.D
..744300-10-7	PRUDENTIAL ASSIGNED SETTLEMENT SERVICES		06/05/2024	Direct		2,400	2,400	740	2,364	0	36	0	36	0	2,400	0	0	0	0	01/01/2038	1.D
..748940-AA-1	RALI 2006-QS7 A1 - CMO/RMBS		06/01/2024	Paydown		58,923	61,081	49,628	58,595	0	328	0	328	0	58,923	0	0	0	1,570	06/25/2036	1.A FM
..748940-AD-5	RALI 2006-QS7 A4 - CMO/RMBS		06/25/2024	Paydown		9,652	10,006	6,003	9,484	0	169	0	169	0	9,652	0	0	0	251	06/25/2036	1.A FM
..749228-AJ-1	RALI 2006-QS4 A9 - CMO/RMBS		06/01/2024	Paydown		8,008	11,913	6,703	7,913	0	95	0	95	0	8,008	0	0	0	310	04/25/2036	1.A FM
..749220-AA-0	RALI 2006-QA8 A1 - CMO/RMBS		06/25/2024	Paydown		978	978	342	929	0	49	0	49	0	978	0	0	0	17	09/25/2036	1.A FM
..74928B-AA-7	RBSGC 2008-B A1 - CMO/RMBS		06/01/2024	Paydown		38,496	43,519	35,017	37,343	0	1,154	0	1,154	0	38,496	0	0	0	1,044	06/25/2037	1.A FM
..74928Q-AE-6	RBSSP 2009-9 3A1 - CMO/RMBS		06/01/2024	Paydown		14,854	14,854	25,621	10,431	4,893	(470)	0	4,423	0	14,854	0	0	0	1,413	04/26/2036	6. FM
..74931N-AB-4	RBSSP 125 1A2 - RMBS		06/01/2024	Paydown		44,322	46,422	10,301	44,330	0	(8)	0	(8)	0	44,322	0	0	0	173	11/26/2036	1.A FM
..74935W-AP-9	RCKT 230ES1 A1B - CMO/RMBS		06/01/2024	Paydown		15,988	15,988	15,988	15,971	0	17	0	17	0	15,988	0	0	0	478	06/25/2043	1.A FE
..74938F-AW-8	RCKT 2022-1 A21 - CMO/RMBS		06/01/2024	Paydown		4,054	4,054	3,941	3,946	0	108	0	108	0	4,054	0	0	0	41	01/25/2052	1.A
..74951P-BT-4	RESIF 2003-C B3 - CMO/RMBS		06/10/2024	Paydown		743	743	203	743	0	0	0	743	0	743	0	0	0	20	09/10/2035	1.A FM
..749575-AG-1	RFMSI 2006-SA3 3A1 - CMO/RMBS		06/01/2024	Paydown		4,812	4,616	3,055	4,739	0	73	0	73	0	4,812	0	0	0	108	09/25/2036	1.A FM
..749580-AA-4	RFMSI 2007-S5 A1 - CMO/RMBS		06/01/2024	Paydown		5,116	10,237	8,849	4,953	0	164	0	164	0	5,116	0	0	0	256	05/25/2037	1.A FM
..74958E-AK-2	RFMSI 2006-S12 3A2 - CMO/RMBS		06/25/2024	Paydown		1,596	1,951	1,307	1,545	0	51	0	51	0	1,596	0	0	0	47	12/25/2036	1.A FM
..74978F-AH-2	RAAC 2007-SP3 A2 - RMBS		06/25/2024	Paydown		74,581	74,581	22,234	49,973	0	24,607	0	24,607	0	74,581	0	0	0	2,202	09/25/2037	1.A FM
..75114P-AC-3	RALI 2006-Q09 A3A - RMBS		06/25/2024	Paydown		195,303	178,410	168,383	196,514	0	102	1,313	(1,211)	0	195,303	0	0	0	4,491	12/26/2036	3.A FM
..751155-AA-0	RALI 2006-QS10 A1 - CMO/RMBS		06/01/2024	Paydown		163	183	55	163	0	163	0	163	0	163	0	0	0	5	08/25/2036	1.A FM
..75115A-AD-3	RALI 2006-QS8 A4 - CMO/RMBS		06/25/2024	Paydown		3,492	6,213	3,728	3,373	0	119	0	119	0	3,492	0	0	0	148	08/25/2036	1.A FM
..75115G-AB-4	RALI 2006-QH1 A2 - RMBS		06/25/2024	Paydown		34,471	34,471	16,066	33,215	0	1,256	0	1,256	0	34,471	0	0	0	1,310	12/25/2036	1.A FM
..75115Y-AB-5	RALI 2007-Q01 A2 - RMBS		06/25/2024	Paydown		7,901	7,901	5,063	7,791	0	110	0	110	0	7,901	0	0	0	180	02/25/2037	1.A FM
..75116C-AF-3	RALI 2007-QS6 A6 - CMO/RMBS		06/01/2024	Paydown		15,209	26,208	21,654	14,981	0	228	0	228	0	15,209	0	0	0	676	04/25/2037	1.A FM
..75116F-BH-1	RALI 2007-QS9 A33 - CMO/RMBS		06/01/2024	Paydown		19,254	31,767	26,605	19,175	0	79	0	79	0	19,254	0	0	0	905	07/25/2036	1.A FM
..75156M-AD-7	RAMP 2006-RZ3 M1 - RMBS		06/25/2024	Paydown		14,439	14,439	10,753	13,076	0	1,363	0	1,363	0	14,439	0	0	0	289	08/25/2036	1.A FM
..75156Q-AD-8	RAMP 2006-RS6 A4 - RMBS		06/25/2024	Paydown		24,495	17,458	11,604	17,952	0	6,543	0	6,543	0	24,495	0	0	0	284	11/25/2036	1.A FM
..75156W-AE-3	RAMP 2006-RS4 M1 - RMBS		06/25/2024	Paydown		8,175	8,175	4,453	7,073	0	1,102	0	1,102	0	8,175	0	0	0	198	07/25/2036	1.A FM
..754730-AF-6	RAYMOND JAMES FINANCIAL INC		05/01/2024			26,467	30,000	30,810	30,712	0	(6)	0	(6)	0	30,706	0	(4,239)	(4,239)	1,188	07/15/2046	1.G FE
..75884B-AQ-1	REG10 10R CR - CDO		05/22/2024			2,704,050	2,700,000	2,700,000	0	0	0	0	0	0	2,700,000	0	4,050	4,050	0	07/20/2037	5.B GI

E05.35

STATEMENT AS OF JUNE 30, 2024 OF THE Reliance Standard Life Insurance Company

SCHEDULE D - PART 4

Show All Long-Term Bonds and Stock Sold, Redeemed or Otherwise Disposed of During the Current Quarter

1	2	3	4	5	6	7	8	9	10	Change In Book/Adjusted Carrying Value					16	17	18	19	20	21	22
										11	12	13	14	15							
CUSIP Identification	Description	Foreign	Disposal Date	Name of Purchaser	Number of Shares of Stock	Consideration	Par Value	Actual Cost	Prior Year Book/Adjusted Carrying Value	Unrealized Valuation Increase/(Decrease)	Current Year's (Amortization)/Accretion	Current Year's Other Than Temporary Impairment Recognized	Total Change in Book/Adjusted Carrying Value (11 + 12 - 13)	Total Foreign Exchange Change in Book /Adjusted Carrying Value	Book/Adjusted Carrying Value at Disposal Date	Foreign Exchange Gain (Loss) on Disposal	Realized Gain (Loss) on Disposal	Total Gain (Loss) on Disposal	Bond Interest/Stock Dividends Received During Year	Stated Contractual Maturity Date	NAIC Designation, NAIC Designation Modifier and SVO Administrative Symbol
..75887W-AA-7	REGT9 IX E - CDO	C	04/17/2024	Paydown		1,000,000	1,000,000	911,700	933,367	0	66,633	0	66,633	0	1,000,000	0	0	0	59,076	04/17/2030	3.C FE
..760985-3H-2	RAMP 2004-RS4 M21 - RMBS		05/28/2024	Paydown		986	986	912	981	0	5	0	5	0	986	0	0	0	20	04/25/2034	1.A FM
..760985-S6-9	RFSC 04RP1 M3 - RMBS		06/25/2024	Paydown		21,269	21,395	19,707	21,395	0	(125)	0	(125)	0	21,269	0	0	0	833	11/25/2042	1.A FM
..760985-W8-0	RAMP 2004-SL1 A7 - CMO/RMBS		06/01/2024	Paydown		5,409	6,209	5,588	5,579	0	(170)	0	(170)	0	5,409	0	0	0	181	11/25/2031	3.B FM
..76110H-7D-5	RALI 2005-QA7 A22 - CMO/RMBS		06/01/2024	Paydown		7,708	7,242	4,291	7,539	0	168	0	168	0	7,708	0	0	0	152	07/25/2035	1.A FM
..76110W-D5-2	RASC 2004-KS8 M21 - RMBS		06/25/2024	Paydown		2,632	2,632	2,039	2,386	0	245	0	245	0	2,632	0	0	0	60	09/25/2034	1.A FM
..76110W-G4-2	RASC 2004-KS10 M2 - RMBS		06/25/2024	Paydown		24,445	24,445	18,693	23,305	0	1,140	0	1,140	0	24,445	0	0	0	571	11/25/2034	1.A FM
..761118-FL-7	RALI 2005-QA9 CB3 - CMO/RMBS		06/01/2024	Paydown		14,231	14,858	11,733	13,983	0	248	0	248	0	14,231	0	0	0	281	08/25/2035	1.A FM
..761118-GW-2	RALI 2005-QS13 1A5 - CMO/RMBS		06/01/2024	Paydown		57,746	57,405	48,628	57,292	0	455	0	455	0	57,746	0	0	0	1,489	09/25/2035	1.A FM
..761118-JJ-8	RALI 2005-QS14 3A1 - CMO/RMBS		06/01/2024	Paydown		12,233	14,865	13,862	12,117	0	116	0	116	0	12,233	0	0	0	341	09/25/2035	1.A FM
..761118-TB-4	RALI 2006-QA1 A21 - CMO/RMBS		06/01/2024	Paydown		587	869	263	0	0	587	0	587	0	587	0	0	0	17	01/25/2036	1.A FM
..76111X-VZ-3	RFMSI 2005-SA3 1A - CMO/RMBS		06/01/2024	Paydown		11,692	11,173	6,594	11,653	0	39	0	39	0	11,692	0	0	0	192	08/25/2035	1.A FM
..76112B-AN-0	RAMP 2004-RS8 M22 - RMBS		06/25/2024	Paydown		4,248	4,248	2,824	4,194	0	54	0	54	0	4,248	0	0	0	95	08/25/2034	1.A FM
..76112B-KF-6	RAMP 2005-RS2 M5 - RMBS		06/25/2024	Paydown		33,890	33,890	23,205	30,835	0	3,055	0	3,055	0	33,890	0	0	0	770	02/25/2035	1.A FM
..76112B-RC-6	RAAC 2005-SP1 M1 - CMO/RMBS		06/01/2024	Paydown		19	67	51	(32)	51	0	0	51	0	19	0	0	0	14	09/25/2034	1.A FM
..76112B-RC-6	RAAC 2005-SP1 M1 - CMO/RMBS		06/01/2024	Paydown		14	1,389	1,060	(33)	47	0	0	47	0	14	0	0	0	198	09/25/2034	5.A FM
..76112B-X3-9	RAMP 2006-NC1 M1 - RMBS		06/25/2024	Paydown		116,212	116,212	68,493	107,984	0	8,228	0	8,228	0	116,212	0	0	0	2,209	01/25/2036	1.A FM
..76116R-AD-3	RSMLT 2006-1 A2B - RMBS		06/25/2024	Paydown		8,315	8,315	3,269	8,306	0	9	0	9	0	8,315	0	0	0	46	02/25/2036	1.A FM
..76116R-AE-1	RSMLT 2006-1 A2C - RMBS		06/25/2024	Paydown		4,772	4,772	1,707	4,763	0	9	0	9	0	4,772	0	0	0	26	02/25/2036	1.A FM
..76116R-AF-8	RSMLT 2006-1 A2D - RMBS		06/25/2024	Paydown		16,469	16,469	6,699	16,451	0	18	0	18	0	16,469	0	0	0	91	02/25/2036	1.A FM
..762009-AR-9	RFMSI 2007-S6 116 - CMO/RMBS		06/01/2024	Paydown		7,678	5,099	6,670	5,099	0	(4)	0	(4)	0	5,099	0	0	0	196	06/25/2037	3.A FM
..780153-BT-8	ROYAL CARIBBEAN CRUISES LTD		05/01/2024	DBSI		25,781	25,000	25,000	25,000	0	0	0	0	0	25,000	0	781	781	1,450	01/15/2030	3.A FE
..78434K-AC-1	SGR 2022-2 A3 - CMO/RMBS		06/01/2024	Paydown		53,667	53,667	51,858	52,084	0	1,584	0	1,584	0	53,667	0	0	0	1,187	08/25/2062	1.G FE
..78478E-AC-2	ST MARYS CEMENT INC CANADA		05/16/2024	HSBC SECURITIES		993,000	1,000,000	989,090	0	107	0	0	107	0	989,197	0	3,803	3,803	7,667	04/02/2034	2.C FE
..78577B-DA-6	SACO 2004-2 B2 - RMBS		05/28/2024	Paydown		1,925	1,925	1,684	1,919	0	5	0	5	0	1,925	0	0	0	42	10/25/2034	1.A FM
..80286W-AG-1	SDART 2020-4 D - ABS		06/15/2024	Paydown		17,566	17,566	17,563	17,565	0	1	0	1	0	17,566	0	0	0	108	01/15/2027	1.A FE
..803014-AB-5	SANTOS FINANCE LTD	C	06/12/2024	DBSI		267,043	250,000	248,934	248,956	0	34	0	34	0	248,990	0	18,052	18,052	12,604	09/19/2033	2.C FE
..80307A-AA-7	SAPA 201 A - ABS	C	06/15/2024	Paydown		10,696	10,696	10,696	10,721	0	(25)	0	(25)	0	10,696	0	0	0	165	03/15/2040	2.A FE
..80382S-AL-2	SASNM 2003-BC2 C - ABS		06/27/2024	Paydown		21,231	21,231	17,781	20,917	0	315	0	315	0	21,231	0	0	0	267	02/28/2033	1.A FM
..808513-CH-6	CHARLES SCHWAB CORP		06/12/2024	Various		391,675	380,000	380,000	380,000	0	0	0	0	0	380,000	0	11,675	11,675	17,000	08/24/2034	1.F FE
..81375W-GF-7	SABR 2005-HE1 M1 - RMBS		06/25/2024	Paydown		16,833	16,038	10,340	16,679	0	155	0	155	0	16,833	0	0	0	154	10/25/2035	1.A FM
..81375W-GF-7	SABR 2005-HE1 M1 - RMBS		06/25/2024	Paydown		16,846	16,050	10,347	16,776	0	69	0	69	0	16,846	0	0	0	155	10/25/2035	3.A FM
..81376W-AC-9	CBASS 2006-CB5 A3 - RMBS		06/25/2024	Paydown		17,488	17,488	9,875	17,329	0	159	0	159	0	17,488	0	0	0	151	06/25/2036	1.A FM
..81377A-AE-2	SABR 2006-HE2 A2D - RMBS		06/25/2024	Paydown		63,894	63,894	33,384	63,987	0	(93)	0	(93)	0	63,894	0	0	0	412	07/25/2036	1.A FM
..81377C-AB-4	SABR 2006-NC3 A2B - RMBS		06/25/2024	Paydown		37,772	37,772	18,866	37,858	0	(86)	0	(86)	0	37,772	0	0	0	219	09/25/2036	1.A FM
..81377J-AB-9	SABR 2007-HE1 A2A - RMBS		06/25/2024	Paydown		87,985	15,084	28,042	87,985	0	72,901	0	72,901	0	87,985	0	0	0	278	12/25/2036	1.A FM
..81377J-AC-7	SABR 2007-HE1 A2B - RMBS		06/25/2024	Paydown		15,204	15,204	4,405	15,210	0	(6)	0	(6)	0	15,204	0	0	0	49	12/25/2036	1.A FM
..81377J-AE-3	SABR 2007-HE1 A2D - RMBS		06/25/2024	Paydown		42,248	42,248	15,183	42,184	0	64	0	64	0	42,248	0	0	0	140	12/25/2036	1.A FM
..81378A-AA-9	SABR 2007-NC1 A1 - RMBS		06/25/2024	Paydown		33,865	33,865	24,542	33,383	0	4,481	0	4,481	0	33,865	0	0	0	517	12/25/2036	1.A FM
..81378E-AA-1	SABR 2007-BR4 A2A - RMBS		06/25/2024	Paydown		17,507	17,507	11,899	10,523	0	6,984	0	6,984	0	17,507	0	0	0	122	05/26/2037	1.A FM
..81378E-AC-7	SABR 2007-BR4 A2C - RMBS		06/25/2024	Paydown		74,288	74,288	46,843	73,646	0	642	0	642	0	74,288	0	0	0	520	05/26/2037	1.A FM
..81441P-CB-5	SNMLT 2004-2 M1 - RMBS		06/01/2024	Paydown		84,588	84,444	86,661	82,623	0	1,965	0	1,965	0	84,588	0	0	0	2,134	11/25/2034	1.A FM
..81743C-AV-7	SEMT 2024-5 A20 - RMBS		06/01/2024	Paydown		980	980	967	0	0	13	0	13	0	980	0	0	0	5	06/25/2054	1.A FE
..81747C-AU-5	SEMT 2019-CH2 A19 - CMO/RMBS		06/01/2024	Paydown		1,927	1,927	1,977	1,985	0	(58)	0	(58)	0	1,927	0	0	0	43	08/25/2049	1.A
..81883E-AE-1	SHACK 2017-X1 AR - CDO	C	05/15/2024	Paydown		174,888	174,888	174,888	174,888	0	0	0	0	0	174,888	0	0	0	5,920	08/15/2030	1.A FE
..82283#-AA-0	SHELTER LIFE INSURANCE COMPANY - CMO		06/21/2024	Direct		1,677	1,677	776	1,646	0	31	0	31	0	1,677	0	0	0	0	12/12/2032	1.E
..82460N-2A-7	SHINHAN FINANCIAL GROUP CO LTD	D	06/27/2024	CREDIT AGRICOLE CIB		469,535	500,000	457,008	467,155	0	7,689	0	7,689	0	474,844	0	(5,309)	(5,309)	6,525	01/10/2026	1.F FE

E05.36

STATEMENT AS OF JUNE 30, 2024 OF THE Reliance Standard Life Insurance Company

SCHEDULE D - PART 4

Show All Long-Term Bonds and Stock Sold, Redeemed or Otherwise Disposed of During the Current Quarter

1	2	3	4	5	6	7	8	9	10	Change In Book/Adjusted Carrying Value					16	17	18	19	20	21	22
										11	12	13	14	15							
CUSIP Identification	Description	Foreign	Disposal Date	Name of Purchaser	Number of Shares of Stock	Consideration	Par Value	Actual Cost	Prior Year Book/Adjusted Carrying Value	Unrealized Valuation Increase/(Decrease)	Current Year's (Amortization)/Accretion	Current Year's Other Than Temporary Impairment Recognized	Total Change in Book/Adjusted Carrying Value (11 + 12 - 13)	Total Foreign Exchange Change in Book /Adjusted Carrying Value	Book/Adjusted Carrying Value at Disposal Date	Foreign Exchange Gain (Loss) on Disposal	Realized Gain (Loss) on Disposal	Total Gain (Loss) on Disposal	Bond Interest/Stock Dividends Received During Year	Stated Contractual Maturity Date	NAIC Designation, NAIC Designation Modifier and SVO Administrative Symbol
..829688-AA-8	SISECAM UK PLC	C	05/10/2024	Various JP MORGAN SECURITIES LLC		2,820,345	2,740,000	2,740,000	0	0	0	0	0	0	2,740,000	0	80,345	80,345	6,875	05/02/2029	4.B FE
..829688-AB-6	SISECAM UK PLC	C	05/16/2024			2,052,500	2,000,000	2,000,000	0	0	0	0	0	0	2,000,000	0	52,500	52,500	8,625	05/02/2032	4.B FE
..83004L-AU-9	SIX10 2R CR3 - CDO		06/14/2024	RBC CAPITAL MARKETS		11,000,000	11,000,000	11,000,000	0	0	0	0	0	0	11,000,000	0	0	0	0	01/20/2034	2.C FE
..830867-AA-5	SKYMIILES IP LTD	C	04/20/2024	Paydown		21,500	21,500	21,569	21,518	0	(18)	0	(18)	0	21,500	0	0	0	484	10/20/2025	2.B FE
..832248-BC-1	SMITHFIELD FOODS INC		06/07/2024	GOLDMAN, SACHS & CO. PERSHING DIV OF DLJ SEC LINDING		168,714	200,000	180,851	99,180	0	304	0	304	0	181,497	0	(12,783)	(12,783)	2,417	10/15/2030	2.C FE
..832696-AX-6	J M SMUCKER CO		06/07/2024			94,093	90,000	89,942	89,944	0	5	0	5	0	89,949	0	4,144	4,144	3,488	11/15/2033	2.B FE
..83546D-AG-3	SONIC 2020-1 A21 - ABS		06/20/2024	Paydown		1,250	1,250	1,127	1,153	0	97	0	97	0	1,250	0	0	0	20	01/20/2050	2.B FE
..83608G-AS-5	SNPT 11 A3R - CDO		05/02/2024	JANNEY MONTGOMERY SCOTT INC		5,502,750	5,500,000	5,498,900	5,502,589	0	(220)	0	(220)	0	5,502,370	0	380	380	220,030	01/27/2031	1.F FE
..83611D-AA-6	SVHE 2006-NLC1 A1 - RMBS		06/25/2024	Paydown		6,700	6,700	2,276	6,700	0	0	0	0	0	6,700	0	0	0	32	11/25/2036	1.A FM
..83611D-AB-4	SVHE 2006-NLC1 A2 - RMBS		06/25/2024	Paydown		33,055	33,055	11,559	33,024	0	31	0	31	0	33,055	0	0	0	156	11/25/2036	1.A FM
..83611D-AC-2	SVHE 2006-NLC1 A3 - RMBS		06/25/2024	Paydown		6,453	6,453	2,257	6,446	0	7	0	7	0	6,453	0	0	0	30	11/25/2036	1.A FM
..83611D-AD-0	SVHE 2006-NLC1 A4 - RMBS		06/25/2024	Paydown		8,325	8,325	2,994	8,324	0	0	0	0	0	8,325	0	0	0	39	11/25/2036	1.A FM
..83611M-AQ-1	SVHE 2003-2 A2 - RMBS		06/25/2024	Paydown		32,670	32,670	20,419	28,758	0	3,911	0	3,911	0	32,670	0	0	0	538	11/25/2033	1.A FM
..83611M-GU-6	SVHE 2005-OPT3 M1 - RMBS		06/25/2024	Paydown		101,554	101,554	41,129	93,893	0	7,661	0	7,661	0	101,554	0	0	0	1,368	11/25/2035	1.A FM
..83612H-AD-0	SVHE 2006-3 A4 - RMBS		06/25/2024	Paydown		396	396	261	391	0	5	0	5	0	396	0	0	0	8	11/25/2036	1.A FM
..83612Q-AD-0	SVHE 2007-NS1 A4 - RMBS		06/25/2024	Paydown		293,178	293,178	145,225	246,078	0	47,100	0	47,100	0	293,178	0	0	0	5,262	01/25/2037	1.A FM
..83612T-AE-2	SVHE 2007-OPT1 2A4 - RMBS		06/25/2024	Paydown		32,798	32,798	12,894	32,330	0	467	0	467	0	32,798	0	0	0	261	06/25/2037	1.A FM
..84751N-AA-2	SURF 2006-BC5 A1 - RMBS		06/25/2024	Paydown		51,654	51,654	33,237	51,003	0	651	0	651	0	51,654	0	0	0	612	11/25/2037	1.A FM
..84751N-AB-0	SURF 2006-BC5 A2A - RMBS		06/25/2024	Paydown		39,151	39,151	22,898	39,136	0	15	0	15	0	39,151	0	0	0	427	11/25/2037	1.A FM
..84751N-AD-6	SURF 2006-BC5 A2C - RMBS		06/25/2024	Paydown		1,444	1,444	707	1,438	0	5	0	5	0	1,444	0	0	0	16	11/25/2037	1.A FM
..84751N-AE-4	SURF 2006-BC5 A2D - RMBS		06/25/2024	Paydown		35,044	35,044	20,399	35,023	0	21	0	21	0	35,044	0	0	0	383	11/25/2037	1.A FM
..84751N-AF-1	SURF 2006-BC5 A2E - RMBS		06/25/2024	Paydown		74,215	74,215	39,946	74,268	0	(52)	0	(52)	0	74,215	0	0	0	811	11/25/2037	1.A FM
..84751P-EU-9	SURF 2005-BC1 M4 - RMBS		06/25/2024	Paydown		13,181	13,181	9,420	12,109	0	1,072	0	1,072	0	13,181	0	0	0	252	12/25/2035	1.A FM
..84751P-LM-9	SURF 2006-BC2 A2B - RMBS		06/01/2024	Paydown		22,243	22,243	8,114	22,239	0	3	0	3	0	22,243	0	0	0	161	02/25/2037	1.FM
..84751W-AD-6	SURF 2006-BC3 A2C - RMBS		06/25/2024	Paydown		8,952	8,952	4,115	8,913	0	40	0	40	0	8,952	0	0	0	121	06/25/2037	1.A FM
..84751Y-AA-8	SURF 2006-BC4 A1 - RMBS		06/25/2024	Paydown		43,035	43,035	29,036	36,203	0	6,832	0	6,832	0	43,035	0	0	0	720	09/25/2037	1.A FM
..84751Y-AD-2	SURF 2006-BC4 A2C - RMBS		06/25/2024	Paydown		12,520	12,520	4,879	12,500	0	20	0	20	0	12,520	0	0	0	74	09/25/2037	1.A FM
..85207U-AH-8	SPRINT LLC		06/15/2024	Maturity @ 100.00		360,000	360,000	365,745	361,807	0	(1,807)	0	(1,807)	0	360,000	0	0	0	12,825	06/15/2024	2.B FE
..85208N-AD-2	SPRINTS 1A1 - RMBS		06/20/2024	Paydown		250,000	250,000	248,500	249,031	0	969	0	969	0	250,000	0	0	0	5,923	09/20/2029	1.F FE
..85765L-AB-5	SMLT 2006-1 A2 - CMO/RMBS		06/25/2024	Paydown		16,170	16,170	12,107	16,272	0	(103)	0	(103)	0	16,170	0	0	0	480	09/25/2037	1.A FM
..86190B-AB-0	STR 2021-1 A2 - ABS		06/20/2024	Paydown		1,125	1,125	919	940	0	185	0	185	0	1,125	0	0	0	14	06/20/2051	1.A FE
..86212X-AC-4	STR 2019-1 A3 - ABS		06/20/2024	Paydown		313	313	312	312	0	0	0	0	0	313	0	0	0	4	11/22/2049	1.C FE
..86212X-AN-0	STR 241 A3 - ABS		06/20/2024	Paydown		83	83	83	83	0	0	0	0	0	83	0	0	0	1	05/20/2054	1.C FE
..863576-AC-8	SASC 2005-5 1A3 - CMO/RMBS		06/01/2024	Paydown		4,950	5,452	3,314	4,968	0	(18)	0	(18)	0	4,950	0	0	0	144	04/25/2035	1.A FM
..863576-AH-7	SASC 2005-5 2A4 - CMO/RMBS		06/01/2024	Paydown		5,678	5,679	3,805	4,734	0	944	0	944	0	5,678	0	0	0	129	04/25/2035	1.A FM
..863576-DV-3	SASC 2005-S7 M2 - RMBS		06/25/2024	Paydown		56,375	44,606	46,437	56,420	0	(45)	0	(45)	0	56,375	0	0	0	1,054	12/25/2035	1.A FM
..863576-FL-3	SASC 2006-WF1 M4 - RMBS		06/25/2024	Paydown		34,538	34,538	29,520	34,453	0	85	0	85	0	34,538	0	0	0	830	02/25/2036	1.A FM
..863579-B3-1	SARM 2005-21 2A - CMO/RMBS		06/01/2024	Paydown		56,415	56,415	50,819	56,409	0	6	0	6	0	56,415	0	0	0	1,732	11/25/2035	1.A FM
..863579-B7-2	SARM 2005-21 5A1 - CMO/RMBS		06/01/2024	Paydown		1,507	1,508	1,093	1,494	0	14	0	14	0	1,507	0	0	0	32	11/25/2035	1.A FM
..863579-BC-1	SARM 2004-12 B1 - CMO/RMBS		06/25/2024	Paydown		207,407	207,407	58,722	200,721	0	6,686	0	6,686	0	207,407	0	0	0	5,204	09/25/2034	1.A FM
..863579-C6-3	SARM 2005-21 7A1 - CMO/RMBS		06/01/2024	Paydown		58,297	58,888	48,951	57,966	0	331	0	331	0	58,297	0	0	0	1,368	11/25/2035	1.A FM
..863579-CQ-9	SARM 2004-14 M - CMO/RMBS		06/25/2024	Paydown		4,920	4,920	3,074	4,183	0	737	0	737	0	4,920	0	0	0	120	10/25/2034	1.A FM
..863579-L4-8	SARM 2005-23 3A1 - CMO/RMBS		06/01/2024	Paydown		637	690	497	618	0	20	0	20	0	637	0	0	0	16	01/25/2036	1.A FM
..863579-NZ-7	SARM 2005-8XS M1 - RMBS		06/25/2024	Paydown		18,636	18,636	16,677	17,908	0	728	0	728	0	18,636	0	0	0	422	04/25/2035	1.A FM

E05.37

STATEMENT AS OF JUNE 30, 2024 OF THE Reliance Standard Life Insurance Company

SCHEDULE D - PART 4

Show All Long-Term Bonds and Stock Sold, Redeemed or Otherwise Disposed of During the Current Quarter

1	2	3	4	5	6	7	8	9	10	Change In Book/Adjusted Carrying Value					16	17	18	19	20	21	22
										11	12	13	14	15							
CUSIP Identification	Description	Foreign	Disposal Date	Name of Purchaser	Number of Shares of Stock	Consideration	Par Value	Actual Cost	Prior Year Book/Adjusted Carrying Value	Unrealized Valuation Increase/(Decrease)	Current Year's (Amortization)/Accretion	Current Year's Other Than Temporary Impairment Recognized	Total Change in Book/Adjusted Carrying Value (11 + 12 - 13)	Total Foreign Exchange Change in Book /Adjusted Carrying Value	Book/Adjusted Carrying Value at Disposal Date	Foreign Exchange Gain (Loss) on Disposal	Realized Gain (Loss) on Disposal	Total Gain (Loss) on Disposal	Bond Interest/Stock Dividends Received During Year	Stated Contractual Maturity Date	NAIC Designation, NAIC Designation Modifier and SVO Administrative Symbol
..863579-SM-1	SARM 2005-10 M1 - RMBS		06/25/2024	Paydown		1,979	1,979	1,572	1,688	0	291	0	291	0	1,979	0	0	0	46	06/25/2035	1.A FM
..863579-Y6-9	SARM 2006-3 4A - CMO/RMBS		06/01/2024	Paydown		2,948	2,958	2,812	2,936	0	12	0	12	0	2,948	0	0	0	57	04/25/2036	1.A FM
..863579-ZE-1	SARM 2005-20 1A1 - CMO/RMBS		06/01/2024	Paydown		56	56	29	56	0	0	0	0	0	56	0	0	0	2	10/25/2035	1.A FM
..86358E-A9-7	SAIL 2006-1 A4 - RMBS		06/25/2024	Paydown		25,371	25,371	18,767	22,272	0	3,099	0	3,099	0	25,371	0	0	0	421	01/25/2036	1.A FM
..86358E-CL-8	SAIL 2003-BC6 M1 - RMBS		06/25/2024	Paydown		417	417	371	405	0	12	0	12	0	417	0	0	0	10	07/25/2033	1.A FM
..86358E-CT-1	SAIL 2003-BC7 1A2 - RMBS		06/25/2024	Paydown		16,172	16,172	12,933	14,941	0	1,231	0	1,231	0	16,172	0	0	0	313	07/25/2033	1.A FM
..86358E-CW-4	SAIL 2003-BC7 3A2 - RMBS		05/25/2024	Paydown		14	14	12	14	0	0	0	0	0	14	0	0	0	0	07/25/2033	1.A FM
..86358E-DV-5	SAIL 2003-BC8 2A - RMBS		06/25/2024	Paydown		22,783	22,783	18,675	21,474	0	1,309	0	1,309	0	22,783	0	0	0	452	08/25/2033	1.A FM
..86358E-E7-7	SAIL 2006-2 A4 - RMBS		06/25/2024	Paydown		105,041	105,041	37,258	104,504	0	537	0	537	0	105,041	0	0	0	731	04/25/2036	1.A FM
..86358E-PB-6	SAIL 2004-10 A11 - RMBS		06/25/2024	Paydown		54,636	54,636	45,604	52,369	0	2,266	0	2,266	0	54,636	0	0	0	815	11/25/2034	1.A FM
..86358E-UW-4	SAIL 2005-HE1 M2 - RMBS		06/25/2024	Paydown		26,095	26,095	20,868	22,758	0	3,337	0	3,337	0	26,095	0	0	0	396	07/25/2035	1.A FM
..86358E-VN-3	SAIL 2005-HE2 M2 - RMBS		06/25/2024	Paydown		30,873	30,873	25,152	28,780	0	2,093	0	2,093	0	30,873	0	0	0	391	07/25/2035	1.A FM
..86358E-WD-4	SAIL 2005-7 M2 - RMBS		06/25/2024	Paydown		31,310	31,310	24,569	28,893	0	2,418	0	2,418	0	31,310	0	0	0	440	08/25/2035	1.A FM
..86358E-ZP-4	SAIL 2005-11 A3 - RMBS		06/25/2024	Paydown		5,636	5,636	4,902	5,412	0	224	0	224	0	5,636	0	0	0	97	01/25/2036	1.A FM
..86358R-MY-0	ARC 2001-BC6 A1 - RMBS		06/25/2024	Paydown		297	297	254	283	0	14	0	14	0	297	0	0	0	6	10/25/2031	1.A FM
..86358R-Z6-7	ARC 2002-BC5 M1 - RMBS		06/25/2024	Paydown		738	738	679	728	0	10	0	10	0	738	0	0	0	16	07/25/2032	1.A FM
..86358R-Z7-5	ARC 2002-BC5 M2 - RMBS		06/25/2024	Paydown		165	165	134	157	0	8	0	8	0	165	0	0	0	3	07/25/2032	1.A FM
..86359A-2J-1	SAIL 2003-BC10 M2 - RMBS		04/25/2024	Paydown		571	571	433	518	0	53	0	53	0	571	0	0	0	7	10/25/2033	1.A FM
..86359A-CC-5	SASC 2002-21A 2B1 - CMO/RMBS		06/01/2024	Paydown		1,353	1,353	1,035	1,362	0	986	0	986	0	1,348	0	5	5	40	11/25/2032	1.A FM
..86359A-G3-1	SASC 2003-24A 1A1 - CMO/RMBS		06/01/2024	Paydown		3,128	3,128	2,229	2,338	0	790	0	790	0	3,128	0	0	0	90	07/25/2033	1.A FM
..86359A-HD-8	ARC 2002-BC10 A4 - RMBS		06/25/2024	Paydown		993	993	879	959	0	34	0	34	0	993	0	0	0	23	01/25/2033	1.A FM
..86359A-RE-5	SASC 2003-9A 2A1 - CMO/RMBS		06/01/2024	Paydown		4	4	4	4	0	0	0	0	0	4	0	0	0	0	03/25/2033	1.A FM
..86359A-RF-2	SASC 2003-9A 2A2 - CMO/RMBS		06/01/2024	Paydown		9	9	7	8	0	1	0	1	0	9	0	0	0	0	03/25/2033	1.A FM
..86359A-RN-5	SASC 2003-9A 111 - CMO/RMBS		06/01/2024	Paydown		1,376	1,376	798	1,252	0	124	0	124	0	1,376	0	0	0	38	03/25/2033	1.A FM
..86359B-4W-8	SASC 2005-4XS 15A - CMO/RMBS		06/01/2024	Paydown		310	310	298	329	0	(19)	0	(19)	0	310	0	0	0	7	03/25/2035	1.A FM
..86359B-6S-5	SASC 2005-RMS1 M1 - RMBS		06/25/2024	Paydown		10,883	10,883	9,029	10,230	0	653	0	653	0	10,883	0	0	0	277	02/25/2035	1.A FM
..86359B-EP-2	SASC 2003-40A 4A - CMO/RMBS		06/01/2024	Paydown		341	341	273	311	0	30	0	30	0	341	0	0	0	10	01/25/2034	1.A FM
..86359B-U7-4	SASC 2004-23XS M1 - RMBS		06/25/2024	Paydown		43,465	43,465	32,369	40,195	0	3,270	0	3,270	0	43,465	0	0	0	876	01/25/2035	1.A FM
..86359D-DU-8	SASC 2005-9XS M1 - RMBS		06/25/2024	Paydown		19,648	19,648	11,685	17,404	0	2,244	0	2,244	0	19,648	0	0	0	435	06/25/2035	1.A FM
..86359D-LX-3	SASC 2005-S4 A - RMBS		05/01/2024	Paydown		3,044	2,892	2,780	0	0	0	0	0	0	3,044	0	0	0	16	08/25/2035	5.B GI
..86359D-TE-7	SASC 2005-SC1 1A1 - CMO/RMBS		06/25/2024	Paydown		4,230	4,102	2,419	4,185	0	45	0	45	0	4,230	0	0	0	105	05/25/2031	1.A FM
..86359D-TG-2	SASC 2005-SC1 1A2 - CMO/RMBS		06/01/2024	Paydown		5,251	5,093	3,892	5,275	0	(23)	0	(23)	0	5,251	0	0	0	160	05/25/2031	1.A FM
..86359D-TS-6	SASC 2005-S6 M2 - RMBS		06/25/2024	Paydown		18,605	16,606	34,725	18,605	0	0	0	0	0	18,605	0	0	0	438	11/25/2035	1.A FM
..86359D-VD-6	SASC 2005-OPT1 A3 - RMBS		06/25/2024	Paydown		8,373	8,373	5,105	8,275	0	97	0	97	0	8,373	0	0	0	94	11/25/2035	1.A FM
..86359L-JB-6	SAMI 2005-AR2 2A2 - CMO/RMBS		06/25/2024	Paydown		62,973	62,703	43,665	62,520	0	453	0	453	0	62,973	0	0	0	1,312	05/25/2045	1.A FM
..86360Q-AC-9	SAMI 2006-AR4 2A2 - RMBS		06/25/2024	Paydown		10,629	10,629	11,715	9,414	0	1,214	0	1,214	0	10,629	0	0	0	185	06/25/2036	1.A FM
..86360X-AD-2	SASC 2006-GEL3 M1 - RMBS		06/25/2024	Paydown		10,802	10,802	7,504	9,685	0	1,118	0	1,118	0	10,802	0	0	0	248	07/25/2036	1.A FM
..86361H-AH-7	SAMI 2006-AR7 A5 - RMBS		06/25/2024	Paydown		17,325	37,792	37,792	129	0	17,196	0	17,196	0	17,325	0	0	0	1,952	08/25/2036	5.B GI
..86361W-AD-3	SAMI 2006-AR8 A3 - RMBS		06/25/2024	Paydown		41,111	28,717	17,918	40,953	0	158	0	158	0	41,111	0	0	0	377	10/25/2036	1.A FM
..86362V-AA-0	SASC 2006-BC6 A1 - RMBS		06/25/2024	Paydown		54,349	42,648	46,057	54,349	0	8,292	0	8,292	0	54,349	0	0	0	859	01/25/2037	1.A FM
..86362X-AB-4	SAMI 2007-AR1 1A2 - CMO/RMBS		06/25/2024	Paydown		1,177	1,167	1,086	1,156	0	12	0	12	0	1,169	0	8	8	17	01/25/2037	4.A FM
..86362Y-AD-8	SASC 2007-BC2 A4 - RMBS		06/25/2024	Various		1,720,503	2,699,986	1,716,073	1,810,440	0	15,408	0	15,408	0	1,825,847	0	(105,344)	(105,344)	21,419	03/25/2037	1.A FM
..86363L-AL-7	SARM 2007-4 1A3 - RMBS		06/25/2024	Paydown		8,704	9,500	6,874	8,825	0	(121)	0	(121)	0	8,704	0	0	0	355	05/25/2037	3.C FM
..86363L-AL-7	SARM 2007-4 1A3 - RMBS		06/25/2024	Paydown		3,077	3,358	2,430	3,077	0	0	0	0	0	3,077	0	0	0	125	05/25/2037	4.A FM
..86364C-AD-4	SARM 2007-6 2A2 - RMBS		06/25/2024	Paydown		12,828	12,828	20,021	9,280	3,441	106	0	3,548	0	12,828	0	0	0	431	07/25/2037	6. FM
..86364D-AA-8	SARM 2007-7 1A1 - RMBS		06/25/2024	Paydown		9,398	9,398	5,060	5,412	0	3,986	0	3,986	0	9,398	0	0	0	163	08/25/2037	1.A FM

E05.38

STATEMENT AS OF JUNE 30, 2024 OF THE Reliance Standard Life Insurance Company

SCHEDULE D - PART 4

Show All Long-Term Bonds and Stock Sold, Redeemed or Otherwise Disposed of During the Current Quarter

1	2	3	4	5	6	7	8	9	10	Change In Book/Adjusted Carrying Value					16	17	18	19	20	21	22
										11	12	13	14	15							
CUSIP Identification	Description	Foreign	Disposal Date	Name of Purchaser	Number of Shares of Stock	Consideration	Par Value	Actual Cost	Prior Year Book/Adjusted Carrying Value	Unrealized Valuation Increase/(Decrease)	Current Year's (Amortization)/Accretion	Current Year's Other Than Temporary Impairment Recognized	Total Change in Book/Adjusted Carrying Value (11 + 12 - 13)	Total Foreign Exchange Change in Book /Adjusted Carrying Value	Book/Adjusted Carrying Value at Disposal Date	Foreign Exchange Gain (Loss) on Disposal	Realized Gain (Loss) on Disposal	Total Gain (Loss) on Disposal	Bond Interest/Stock Dividends Received During Year	Stated Contractual Maturity Date	NAIC Designation, NAIC Designation Modifier and SVO Administrative Symbol
..86364J-AD-9	SARM 2007-9 2A1 - CMO/RMBS		06/01/2024	Paydown MERRILL LYNCH PIERCE FENNER & SMITH INC.		1,917	1,346	528	0	0	1,917	0	1,917	0	1,917	0	0	0	21	10/25/2037	1.A FM
..86765B-AP-4	ENERGY TRANSFER LP		04/18/2024			17,540	20,000	19,745	19,765	0	2	0	2	0	19,767	0	(2,227)	(2,227)	592	04/01/2044	2.B FE
..86789M-AN-7	STALT 2005-1F 2A3 - CMO/RMBS		06/01/2024	Paydown		17,212	18,787	14,237	16,795	0	417	0	417	0	17,212	0	0	0	476	12/25/2035	1.A FM
..86964H-AK-8	SUZANO AUSTRIA GMBH	C	05/15/2024	Various		1,656,340	2,050,000	1,888,949	1,899,885	0	5,471	0	5,471	0	1,905,356	0	(249,016)	(249,016)	53,415	01/15/2032	2.C FE
..87151#-AB-6	SYMETRA LIFE INSURANCE COMPANY - CMO		06/12/2024	Direct		1,620	1,620	1,591	1,591	0	29	0	29	0	1,620	0	0	0	0	07/09/2034	1.F
..87151#-AG-5	SYMETRA LIFE INSURANCE COMPANY - CMO		06/13/2024	Direct		1,200	1,200	720	1,170	0	31	0	31	0	1,200	0	0	0	0	04/11/2027	1.F
..87151#-AM-2	SYMETRA LIFE INSURANCE COMPANY - CMO		06/13/2024	Direct		900	900	496	880	0	20	0	20	0	900	0	0	0	0	10/10/2030	1.F
..87151#-AN-0	SYMETRA LIFE INSURANCE COMPANY - CMO		05/31/2024	Direct		973	973	614	946	0	27	0	27	0	973	0	0	0	0	02/01/2025	1.F
..87151#-AP-5	SYMETRA LIFE INSURANCE COMPANY - CMO		06/13/2024	Direct		1,500	1,500	801	1,469	0	31	0	31	0	1,500	0	0	0	0	12/13/2030	1.F
..87151#-AW-0	SYMETRA LIFE INSURANCE COMPANY - CMO		06/18/2024	Direct		3,600	3,600	1,591	3,526	0	74	0	74	0	3,600	0	0	0	0	12/15/2028	1.F
..87151#-AX-8	SYMETRA LIFE INSURANCE COMPANY - CMO		05/30/2024	Direct		1,500	1,500	880	1,468	0	32	0	32	0	1,500	0	0	0	0	12/27/2027	1.F
..87151#-BD-1	SYMETRA LIFE INSURANCE COMPANY - CMO		06/18/2024	Direct		2,100	2,100	1,206	2,051	0	49	0	49	0	2,100	0	0	0	0	08/15/2027	1.F
..87151#-BE-9	SYMETRA LIFE INSURANCE COMPANY - CMO		05/31/2024	Direct		729	729	411	716	0	13	0	13	0	729	0	0	0	0	08/01/2033	1.F
..87151#-BG-4	SYMETRA LIFE INSURANCE COMPANY - CMO		05/31/2024	Direct		2,115	2,115	1,318	2,077	0	38	0	38	0	2,115	0	0	0	0	07/01/2028	1.F
..87151#-BH-2	SYMETRA LIFE INSURANCE COMPANY - CMO		06/13/2024	Direct		600	600	294	587	0	13	0	13	0	600	0	0	0	0	08/13/2028	1.F
..87151#-BM-1	SYMETRA LIFE INSURANCE COMPANY - CMO		06/26/2024	Direct		1,940	1,455	920	1,891	0	49	0	49	0	1,940	0	0	0	0	07/23/2024	1.F
..87151#-BU-3	SYMETRA LIFE INSURANCE COMPANY - CMO		06/24/2024	Direct		1,270	1,270	656	1,270	0	27	0	27	0	1,270	0	0	0	0	11/18/2028	1.F
..87151#-BV-1	SYMETRA LIFE INSURANCE COMPANY - CMO		06/28/2024	Direct		1,400	1,050	570	1,373	0	27	0	27	0	1,400	0	0	0	0	02/25/2030	1.F
..87151#-BY-5	SYMETRA LIFE INSURANCE COMPANY - CMO		06/28/2024	Direct		2,400	1,800	1,137	2,346	0	54	0	54	0	2,400	0	0	0	0	02/25/2025	1.F
..87151#-CB-4	SYMETRA LIFE INSURANCE COMPANY - CMO		05/28/2024	Direct		1,184	1,184	307	1,172	0	12	0	12	0	1,184	0	0	0	0	10/26/2041	1.F
..87151#-CC-2	SYMETRA LIFE INSURANCE COMPANY - CMO		05/28/2024	Direct		900	900	442	885	0	15	0	15	0	900	0	0	0	0	04/26/2034	1.F
..87151#-CF-5	SYMETRA LIFE INSURANCE COMPANY - CMO		06/13/2024	Direct		3,000	3,000	1,795	2,940	0	60	0	60	0	3,000	0	0	0	0	03/12/2030	1.F
..87151#-CH-1	SYMETRA LIFE INSURANCE COMPANY - CMO		06/04/2024	Direct		1,500	1,500	798	1,469	0	31	0	31	0	1,500	0	0	0	0	12/02/2028	1.F
..87151#-CJ-7	SYMETRA LIFE INSURANCE COMPANY - CMO		06/13/2024	Direct		2,034	2,034	904	1,997	0	37	0	37	0	2,034	0	0	0	0	06/11/2032	1.F
..87151#-CK-4	SYMETRA LIFE INSURANCE COMPANY - CMO		06/12/2024	Direct		915	915	518	896	0	19	0	19	0	915	0	0	0	0	08/09/2029	1.F
..87151#-CM-0	SYMETRA LIFE INSURANCE COMPANY - CMO		05/28/2024	Direct		1,500	1,500	588	1,485	0	15	0	15	0	1,500	0	0	0	0	09/26/2038	1.F
..87151#-CN-8	SYMETRA LIFE INSURANCE COMPANY - CMO		05/31/2024	Direct		1,500	1,500	857	1,465	0	35	0	35	0	1,500	0	0	0	0	02/01/2027	1.F
..87151#-CR-9	SYMETRA LIFE INSURANCE COMPANY - CMO		05/31/2024	Direct		2,677	2,677	1,535	2,619	0	58	0	58	0	2,677	0	0	0	0	04/01/2026	1.F
..87151#-DA-5	SYMETRA LIFE INSURANCE COMPANY - CMO		06/18/2024	Direct		1,275	1,275	699	1,249	0	26	0	26	0	1,275	0	0	0	0	04/15/2029	1.F
..87151#-DF-4	SYMETRA LIFE INSURANCE COMPANY - CMO		05/31/2024	Direct		600	600	193	591	0	9	0	9	0	600	0	0	0	0	07/01/2036	1.F
..87151#-DG-2	SYMETRA LIFE INSURANCE COMPANY - CMO		05/31/2024	Direct		1,050	1,050	551	1,027	0	23	0	23	0	1,050	0	0	0	0	05/01/2027	1.F
..87151#-DK-3	SYMETRA LIFE INSURANCE COMPANY - CMO		05/31/2024	Direct		1,800	1,800	970	1,763	0	37	0	37	0	1,800	0	0	0	0	07/01/2031	1.F
..87151#-DL-1	SYMETRA LIFE INSURANCE COMPANY - CMO		06/18/2024	Direct		1,320	1,320	543	1,298	0	22	0	22	0	1,320	0	0	0	0	09/15/2035	1.F
..87151#-DN-7	SYMETRA LIFE INSURANCE COMPANY - CMO		05/31/2024	Direct		7,050	7,050	4,152	6,930	0	120	0	120	0	7,050	0	0	0	0	08/01/2030	1.F
..87151#-DP-2	SYMETRA LIFE INSURANCE COMPANY - CMO		06/06/2024	Direct		4,500	4,500	2,689	4,423	0	77	0	77	0	4,500	0	0	0	0	02/04/2030	1.F
..87151#-DQ-0	SYMETRA LIFE INSURANCE COMPANY - CMO		06/24/2024	Direct		1,451	1,451	987	1,415	0	37	0	37	0	1,451	0	0	0	0	10/17/2024	1.F
..87151#-DY-3	SYMETRA LIFE INSURANCE COMPANY - CMO		06/18/2024	Direct		1,535	1,535	458	1,515	0	20	0	20	0	1,535	0	0	0	0	05/15/2043	1.F
..87151#-EA-4	SYMETRA LIFE INSURANCE COMPANY - CMO		06/28/2024	Direct		3,000	2,000	1,345	2,920	0	80	0	80	0	3,000	0	0	0	0	02/25/2025	1.F
..87151#-EB-2	SYMETRA LIFE INSURANCE COMPANY - CMO		06/04/2024	Direct		2,100	2,100	1,194	2,063	0	37	0	37	0	2,100	0	0	0	0	11/02/2030	1.F
..87151#-EE-6	SYMETRA LIFE INSURANCE COMPANY - CMO		05/31/2024	Direct		30,032	30,032	14,485	33,135	0	(3,103)	0	(3,103)	0	30,032	0	0	0	0	05/30/2029	1.F
..87151#-EJ-5	SYMETRA LIFE INSURANCE COMPANY - CMO		05/31/2024	Direct		3,000	3,000	2,011	2,931	0	69	0	69	0	3,000	0	0	0	0	02/01/2025	1.F
..87151#-EL-0	SYMETRA LIFE INSURANCE COMPANY - CMO		06/06/2024	Direct		2,400	2,400	1,032	2,362	0	38	0	38	0	2,400	0	0	0	0	02/04/2034	1.F
..87151#-EM-8	SYMETRA LIFE INSURANCE COMPANY - CMO		06/26/2024	Direct		2,434	2,434	958	2,384	0	50	0	50	0	2,434	0	0	0	0	01/23/2031	1.F
..87151#-EP-1	SYMETRA LIFE INSURANCE COMPANY - CMO		06/27/2024	Direct		30,731	30,731	18,357	29,695	0	1,036	0	1,036	0	30,731	0	0	0	0	06/27/2024	1.F
..87151#-ER-7	SYMETRA LIFE INSURANCE COMPANY - CMO		06/28/2024	Direct		1,665	1,249	588	1,638	0	27	0	27	0	1,665	0	0	0	0	05/25/2035	1.F

E05.39

STATEMENT AS OF JUNE 30, 2024 OF THE Reliance Standard Life Insurance Company

SCHEDULE D - PART 4

Show All Long-Term Bonds and Stock Sold, Redeemed or Otherwise Disposed of During the Current Quarter

1	2	3	4	5	6	7	8	9	10	Change In Book/Adjusted Carrying Value					16	17	18	19	20	21	22
										11	12	13	14	15							
CUSIP Identification	Description	Foreign	Disposal Date	Name of Purchaser	Number of Shares of Stock	Consideration	Par Value	Actual Cost	Prior Year Book/Adjusted Carrying Value	Unrealized Valuation Increase/(Decrease)	Current Year's (Amortization)/Accretion	Current Year's Other Than Temporary Impairment Recognized	Total Change in Book/Adjusted Carrying Value (11 + 12 - 13)	Total Foreign Exchange Change in Book /Adjusted Carrying Value	Book/Adjusted Carrying Value at Disposal Date	Foreign Exchange Gain (Loss) on Disposal	Realized Gain (Loss) on Disposal	Total Gain (Loss) on Disposal	Bond Interest/Stock Dividends Received During Year	Stated Contractual Maturity Date	NAIC Designation, NAIC Designation Modifier and SVO Administrative Symbol
..87151#-EX-4	SYMETRA LIFE INSURANCE COMPANY - CMO		05/31/2024	Direct		1,350	1,350	570	1,324	0	27	0	27	0	1,350	0	0	0	0	06/01/2034	1.F
..87151#-FA-3	SYMETRA LIFE INSURANCE COMPANY - CMO		06/18/2024	Direct		5,700	5,700	3,871	5,579	0	121	0	121	0	5,700	0	0	0	0	04/15/2027	1.F
..87151#-FC-9	SYMETRA LIFE INSURANCE COMPANY - CMO		06/18/2024	Direct		5,280	5,280	2,415	5,192	0	88	0	88	0	5,280	0	0	0	0	08/15/2033	1.F
..87151#-FD-7	SYMETRA LIFE INSURANCE COMPANY - CMO		06/07/2024	Direct		1,200	1,200	519	1,179	0	21	0	21	0	1,200	0	0	0	0	03/07/2034	1.F
..87151#-FF-2	SYMETRA LIFE INSURANCE COMPANY - CMO		06/24/2024	Direct		2,265	2,265	1,521	2,207	0	58	0	58	0	2,265	0	0	0	0	11/18/2024	1.F
..87151#-FH-8	SYMETRA LIFE INSURANCE COMPANY - CMO		06/24/2024	Direct		2,072	2,072	1,374	2,029	0	43	0	43	0	2,072	0	0	0	0	05/20/2027	1.F
..87151#-FJ-4	SYMETRA LIFE INSURANCE COMPANY - CMO		05/31/2024	Direct		1,435	1,435	1,069	1,406	0	30	0	30	0	1,435	0	0	0	0	02/01/2025	1.F
..87151#-FK-1	SYMETRA LIFE INSURANCE COMPANY - CMO		05/31/2024	Direct		3,192	3,192	1,271	3,148	0	44	0	44	0	3,192	0	0	0	0	10/01/2038	1.F
..87151#-FN-5	SYMETRA LIFE INSURANCE COMPANY - CMO		06/18/2024	Direct		1,286	1,286	879	1,254	0	32	0	32	0	1,286	0	0	0	0	09/15/2024	1.F
..87151#-FQ-8	SYMETRA LIFE INSURANCE COMPANY - CMO		06/26/2024	Direct		4,545	3,030	2,112	4,450	0	95	0	95	0	4,545	0	0	0	0	08/23/2024	1.F
..87151#-FR-6	SYMETRA LIFE INSURANCE COMPANY - CMO		06/10/2024	Direct		1,832	1,832	1,266	1,792	0	40	0	40	0	1,832	0	0	0	0	06/08/2025	1.F
..87151#-FS-4	SYMETRA LIFE INSURANCE COMPANY - CMO		05/31/2024	Direct		600	600	295	590	0	10	0	10	0	600	0	0	0	0	06/01/2034	1.F
..87151#-FX-3	SYMETRA LIFE INSURANCE COMPANY - CMO		05/31/2024	Direct		2,100	2,100	1,180	2,100	0	34	0	34	0	2,100	0	0	0	0	05/01/2032	1.F
..87151#-GD-6	SYMETRA LIFE INSURANCE COMPANY - CMO		05/31/2024	Direct		22,576	22,576	15,659	21,888	0	688	0	688	0	22,576	0	0	0	0	06/27/2024	1.F
..87151#-GG-9	SYMETRA LIFE INSURANCE COMPANY - CMO		06/04/2024	Direct		690	690	318	681	0	9	0	9	0	690	0	0	0	0	05/02/2043	1.F
..87151#-AA-0	SYMETRA ASSIGNED BENEFITS SERVICE CO - C		05/31/2024	Direct		985	985	555	965	0	20	0	20	0	985	0	0	0	0	08/01/2029	1.F
..87151#-AB-8	SYMETRA ASSIGNED BENEFITS SERVICE CO - C		05/31/2024	Direct		600	600	333	586	0	14	0	14	0	600	0	0	0	0	05/01/2029	1.F
..87151#-AC-6	SYMETRA ASSIGNED BENEFITS SERVICE CO - C		05/15/2024	Maturity @ 100.00		25,000	25,000	13,628	24,340	0	660	0	660	0	25,000	0	0	0	0	05/15/2024	1.F
..87151#-24-4	SYMETRA LIFE INSURANCE PRODUCTS ? ANNUIT		05/31/2024	Direct		2,250	2,250	799	2,208	0	42	0	42	0	2,250	0	0	0	0	12/01/2031	1.F
..87166V-AP-3	SYMP XX DR - CDO	C	06/24/2024	Paydown		1,750,000	1,750,000	1,740,625	1,741,020	0	8,980	0	8,980	0	1,750,000	0	0	0	114,642	01/16/2032	2.C FE
..87166V-BC-1	SYMP 20RR DR2 - CDO	C	06/10/2024	LLC		4,008,000	4,000,000	4,000,000	0	0	0	0	0	4,000,000	0	8,000	8,000	0	0	01/16/2032	2.B FE
..87167C-AW-9	SYMP XXI ER - CDO	C	05/30/2024	BAIRD, ROBERT W., & COMPANY IN		2,898,550	2,900,000	2,900,000	2,900,000	0	0	0	0	2,900,000	0	(1,450)	(1,450)	224,271	0	07/15/2032	3.C FE
..87222E-AH-1	TBW 2007-1 AB - CMO/RMBS		06/01/2024	Paydown		23,726	23,726	10,351	23,714	0	12	0	12	0	23,726	0	0	0	97	03/25/2037	1.A FM
..872540-AW-9	TJX COMPANIES INC		06/05/2024			129,603	160,000	159,802	159,856	0	8	0	8	0	159,864	0	(30,261)	(30,261)	1,429	05/15/2031	1.F FE
..87264A-DF-9	T-MOBILE USA INC		05/14/2024	HSBC SECURITIES		1,958,760	2,000,000	1,993,080	0	0	19	0	19	0	1,993,099	0	(34,339)	(34,339)	35,478	04/15/2034	2.B FE
..87265K-AF-9	SIXTH STREET SPECIALTY LENDING INC		04/30/2024	Stifel Nicolaus & Co		4,937,500	5,000,000	4,976,150	4,995,702	0	1,710	0	1,710	0	4,997,412	0	(59,912)	(59,912)	97,413	11/01/2024	2.C FE
..87404L-AA-0	TLWIND 2019-1 A - ABS	C	06/15/2024	Paydown		3,240	3,240	2,537	2,722	0	519	0	519	0	3,240	0	0	0	54	12/15/2044	2.A FE
..87612E-BJ-4	TARGET CORP		04/04/2024	GOLDMAN		148,791	170,000	169,682	169,798	0	8	0	8	0	169,806	0	(21,015)	(21,015)	2,552	02/15/2030	1.F FE
..87612G-AB-7	TARGA RESOURCES CORP		05/02/2024	GOLDMAN		837,380	1,000,000	993,330	993,521	0	36	0	36	0	993,558	0	(156,178)	(156,178)	27,638	04/15/2052	2.C FE
..88032X-AU-8	TENCENT HOLDINGS LTD	D	05/17/2024	CREDIT AGRICOLE		932,483	1,086,000	911,540	926,772	0	8,136	0	8,136	0	934,909	0	(2,426)	(2,426)	12,113	06/03/2030	1.E FE
..880445-A*-2	TENNESSEE FARMERS LIFE INSURANCE COMPANY		06/03/2024	Direct		3,406	3,406	1,969	3,350	0	56	0	56	0	3,406	0	0	0	0	06/02/2033	1.D
..881561-UJ-2	TIMTS 2004-13ALT 1M1 - RMBS		06/25/2024	Paydown		24,731	24,731	36,806	23,935	0	796	0	796	0	24,731	0	0	0	549	08/25/2034	1.A FM
..88163V-AD-1	TEVA PHARMACEUTICAL FINANCE COMPANY LLC		05/29/2024	GOLDMAN		686,925	710,000	638,605	638,945	0	1,577	0	1,577	0	640,522	0	46,403	46,403	36,266	02/01/2036	3.C FE
..88167A-AF-8	TEVA PHARMACEUTICAL FINANCE NETHERLANDS	C	04/24/2024	SUMRIDGE PARTNERS LLC		133,300	200,000	136,560	137,370	0	372	0	372	0	137,742	0	(4,442)	(4,442)	4,669	10/01/2046	3.C FE
..88315L-AQ-1	TMCL 2121 A - ABS	C	06/20/2024	Paydown		5,000	5,000	4,283	4,326	0	674	0	674	0	5,000	0	0	0	46	04/20/2046	1.F FE
..88315L-AS-7	TMCL 2012-3 A - ABS	C	06/20/2024	Paydown		3,000	3,000	2,576	0	0	424	0	424	0	3,000	0	0	0	18	08/20/2046	1.F FE
..88323A-AH-5	THA101L TREASURY CENTER CO LTD	D	04/29/2024	EUROCLEAR		949,830	1,369,000	947,594	0	0	1,405	0	1,405	0	948,999	0	831	831	18,895	06/18/2050	2.C FE
..88339W-AA-4	WILLIAMS COMPANIES INC		04/18/2024	DEUTSCHE BANK SECURITIES, INC.		13,320	20,000	19,967	19,968	0	0	0	0	19,968	0	(6,648)	(6,648)	364	0	10/15/2051	2.B FE
..88432X-AA-8	WINDR 2018-3 E - CDO		05/16/2024	MIZUHO SECURITIES		2,373,813	2,375,000	2,325,837	0	0	1,343	0	1,343	0	2,327,181	0	46,632	46,632	88,171	01/21/2031	3.C FE
..885220-EJ-8	TMST 2003-5 B2 - CMO/RMBS		06/01/2024	Paydown		8,201	8,201	6,602	5,597	0	2,604	0	2,604	0	8,201	0	0	0	193	10/25/2043	6. FM
..885220-HF-3	TMST 2005-1 B1 - CMO/RMBS		06/01/2024	Paydown		32,184	37,785	28,054	28,054	0	4,130	0	4,130	0	32,184	0	0	0	765	04/25/2045	5.B FM
..88522U-AH-0	TMST 2008-1 4A2 - CMO/RMBS		06/01/2024	Paydown		298	0	0	0	0	298	0	298	0	298	0	0	0	6	04/25/2038	1. FM
..88579Y-BK-6	3M CO		05/02/2024	GOLDMAN		79,829	120,000	86,881	87,660	0	213	0	213	0	87,873	0	(8,044)	(8,044)	2,708	08/26/2049	1.G FE

E05.40

STATEMENT AS OF JUNE 30, 2024 OF THE Reliance Standard Life Insurance Company

SCHEDULE D - PART 4

Show All Long-Term Bonds and Stock Sold, Redeemed or Otherwise Disposed of During the Current Quarter

1	2	3	4	5	6	7	8	9	10	Change In Book/Adjusted Carrying Value					16	17	18	19	20	21	22
										11	12	13	14	15							
CUSIP Identification	Description	Foreign	Disposal Date	Name of Purchaser	Number of Shares of Stock	Consideration	Par Value	Actual Cost	Prior Year Book/Adjusted Carrying Value	Unrealized Valuation Increase/(Decrease)	Current Year's (Amortization)/Accretion	Current Year's Other Than Temporary Impairment Recognized	Total Change in Book/Adjusted Carrying Value (11 + 12 - 13)	Total Foreign Exchange Change in Book /Adjusted Carrying Value	Book/Adjusted Carrying Value at Disposal Date	Foreign Exchange Gain (Loss) on Disposal	Realized Gain (Loss) on Disposal	Total Gain (Loss) on Disposal	Bond Interest/Stock Dividends Received During Year	Stated Contractual Maturity Date	NAIC Designation, NAIC Designation Modifier and SVO Administrative Symbol
..889184-AA-5	TOLEDO HOSPITAL		05/30/2024	Various		2,282,768	3,190,000	2,267,484	0	0	331	0	331	0	2,267,815	0	14,953	14,953	7,063	11/15/2045	3.B FE
..889184-AE-7	TOLEDO HOSPITAL		06/21/2024	Jefferies		2,890,045	3,350,000	2,775,978	0	0	724	0	724	0	2,776,701	0	113,344	113,344	21,829	11/15/2048	3.B FE
..89181P-CL-0	TPMT 231 A1A - RMBS		06/01/2024	Paydown		5,950	5,950	5,954	5,952	0	(2)	0	(2)	0	5,950	0	0	0	169	02/26/2063	1.A FE
..89181X-AM-3	TPMT 23CES1 A1A - RMBS		06/01/2024	Paydown		18,792	18,792	18,763	18,764	0	27	0	27	0	18,792	0	0	0	538	07/25/2063	1.A FE
..89183C-AA-3	TPMT 24CES1 A1A - RMBS		06/25/2024	Paydown		4,957	4,957	4,956	0	0	0	0	0	4,957	0	0	0	98	01/25/2064	1.A FE	
..89183C-AB-1	TPMT 24CES1 A1B - RMBS		06/25/2024	Paydown		4,957	4,957	4,956	0	0	0	0	0	4,957	0	0	0	101	01/25/2064	1.A FE	
..89357#-AA-6	TRANSAMERICA OCCIDENTAL LIFE INSURANCE C		06/17/2024	Direct		4,141	4,141	2,130	4,045	0	96	0	96	0	4,141	0	0	0	0	05/18/2026	1.E
..893574-AR-4	TRANSCONTINENTAL GAS PIPE LINE COMPANY L		04/18/2024	MERRILL LYNCH PIERCE FENNER & SMITH INC.		22,128	30,000	29,827	29,840	0	1	0	1	0	29,841	0	(7,713)	(7,713)	517	05/15/2050	2.B FE
..89361#-AK-8	TRANSAMERICA LIFE INSURANCE COMPANY - CM		06/11/2024	Direct		3,530	3,530	1,847	3,461	0	69	0	69	0	3,530	0	0	0	0	01/10/2031	1.E
..89361#-AM-4	TRANSAMERICA LIFE INSURANCE COMPANY - CM		06/11/2024	Direct		1,411	1,411	816	1,381	0	30	0	30	0	1,411	0	0	0	0	01/10/2028	1.E
..89361#-AR-3	TRANSAMERICA LIFE INSURANCE COMPANY - CM		06/11/2024	Direct		2,325	2,325	1,163	2,280	0	45	0	45	0	2,325	0	0	0	0	01/10/2030	1.E
..89361#-AU-6	TRANSAMERICA LIFE INSURANCE COMPANY - CM		06/17/2024	Direct		5,955	5,955	3,161	5,821	0	134	0	134	0	5,955	0	0	0	0	05/18/2026	1.E
..89361#-AW-2	TRANSAMERICA LIFE INSURANCE COMPANY - CM		06/10/2024	Direct		1,980	1,980	1,012	1,939	0	41	0	41	0	1,980	0	0	0	0	01/10/2030	1.E
..89361#-AX-0	TRANSAMERICA LIFE INSURANCE COMPANY - CM		06/06/2024	Direct		2,250	2,250	837	2,210	0	40	0	40	0	2,250	0	0	0	0	08/06/2034	1.E
..89361#-AZ-5	TRANSAMERICA LIFE INSURANCE COMPANY - CM		06/10/2024	Direct		1,830	1,830	930	1,793	0	37	0	37	0	1,830	0	0	0	0	01/10/2031	1.E
..89361#-BC-5	TRANSAMERICA LIFE INSURANCE COMPANY - CM		06/28/2024	Direct		1,696	1,696	1,070	1,652	0	43	0	43	0	1,696	0	0	0	0	06/01/2025	1.E
..89361#-BD-3	TRANSAMERICA LIFE INSURANCE COMPANY - CM		06/03/2024	Direct		2,203	2,203	961	2,168	0	35	0	35	0	2,203	0	0	0	0	08/03/2032	1.E
..89361#-BH-4	TRANSAMERICA LIFE INSURANCE COMPANY - CM		06/28/2024	Direct		2,074	2,074	1,289	2,021	0	53	0	53	0	2,074	0	0	0	0	06/01/2025	1.E
..89361#-BK-7	TRANSAMERICA LIFE INSURANCE COMPANY - CM		06/28/2024	Direct		1,697	1,697	938	1,664	0	33	0	33	0	1,697	0	0	0	0	06/01/2030	1.E
..89361#-BM-3	TRANSAMERICA LIFE INSURANCE COMPANY - CM		06/17/2024	Direct		450	450	151	445	0	5	0	5	0	450	0	0	0	0	05/19/2041	1.E
..89361#-BN-1	TRANSAMERICA LIFE INSURANCE COMPANY - CM		06/17/2024	Direct		1,050	1,050	482	1,037	0	13	0	13	0	1,050	0	0	0	0	06/19/2044	1.E
..89655Y-AA-4	TRL 2009-1 A - ABS		05/31/2024	Paydown		404,551	404,551	405,086	404,973	0	(423)	0	(423)	0	404,551	0	0	0	14,704	11/16/2039	2.C FE
..900148-AF-4	TURKIYE GARANTI BANKASI AS	C	06/27/2024	BARCLAYS CAPITAL INC		308,149	310,000	310,000	0	0	0	0	0	310,000	0	(1,851)	(1,851)	8,654	02/28/2034	5.B FE	
..90345W-AD-6	US AIRWAYS PASS THROUGH CERTIFICATES SER		06/03/2024	Paydown		5,596	5,596	5,423	5,475	0	120	0	120	0	5,596	0	0	0	129	12/03/2026	2.A FE
..90346W-AA-1	AMERICAN AIRLINES 2013-1 PASS THROUGH TR		05/15/2024	Paydown		9,560	9,560	9,082	9,110	0	451	0	451	0	9,560	0	0	0	189	05/15/2027	2.A FE
..90363P-AA-4	UEP PENONOME II SA	C	04/01/2024	Paydown		31,714	31,714	31,714	31,714	0	0	0	0	0	31,714	0	0	0	1,031	10/01/2038	3.C FE
..90932J-AA-0	UNITED AIRLINES 2019-2 PASS THROUGH TRUS		05/01/2024	Paydown		25,527	25,527	23,261	23,488	0	2,039	0	2,039	0	25,527	0	0	0	345	11/01/2033	1.E FE
..90932L-AA-5	UNITED AIRLINES 2015-1 PASS THROUGH TRUS		06/01/2024	Paydown		53,043	53,043	55,447	54,520	0	(1,476)	0	(1,476)	0	53,043	0	0	0	915	06/01/2029	1.E FE
..90932P-AA-6	UNITED AIRLINES 2014-1 PASS THROUGH TRUS		04/11/2024	Paydown		64,147	64,147	66,295	65,067	0	(920)	0	(920)	0	64,147	0	0	0	1,283	10/11/2027	1.G FE
..90932V-AA-3	UNITED AIRLINES PASS THROUGH TRUST 2020-		04/15/2024	Paydown		23,920	23,920	24,785	24,352	0	(432)	0	(432)	0	23,920	0	0	0	583	07/15/2027	2.A FE
..91115*-AB-7	UNITED OMAHA LIFE INSURANCE COMPANY - CM		06/17/2024	Direct		1,980	1,980	1,043	1,949	0	31	0	31	0	1,980	0	0	0	0	12/21/2034	1.E
..91115*-AC-5	UNITED OMAHA LIFE INSURANCE COMPANY - AN		06/17/2024	Direct		1,800	1,800	833	1,773	0	27	0	27	0	1,800	0	0	0	0	12/21/2037	1.E
..911365-BP-8	UNITED RENTALS (NORTH AMERICA) INC		05/02/2024			107,468	125,000	126,625	126,318	0	(49)	0	(49)	0	126,269	0	(18,801)	(18,801)	3,789	01/15/2032	3.B FE
..912137-#-3	UNITED STATES LIFE INSURANCE COMPANY IN		06/17/2024	Direct		1,815	1,815	732	1,781	0	34	0	34	0	1,815	0	0	0	0	03/20/2033	1.F
..912137-A@-5	UNITED STATES LIFE INSURANCE COMPANY IN		06/24/2024	Direct		1,500	1,000	602	1,467	0	33	0	33	0	1,500	0	0	0	0	12/27/2030	1.F
..912137-B#-2	THE UNITED STATES LIFE INSURANCE COMPANY		06/28/2024	Direct		8,000	8,000	4,422	7,811	0	189	0	189	0	8,000	0	0	0	0	12/01/2026	1.F
..912137-B*-6	THE UNITED STATES LIFE INSURANCE COMPANY		06/17/2024	Direct		900	900	380	883	0	17	0	17	0	900	0	0	0	0	03/20/2033	1.F
..912137-B@-4	UNITED STATES LIFE INSURANCE COMPANY IN		06/17/2024	Direct		600	600	326	587	0	13	0	13	0	600	0	0	0	0	06/21/2030	1.F
..912137-C#-1	UNITED STATES LIFE INSURANCE COMPANY IN		06/04/2024	Direct		4,500	4,500	2,591	4,437	0	63	0	63	0	4,500	0	0	0	0	08/07/2038	1.F
..912137-C*-5	UNITED STATES LIFE INSURANCE COMPANY IN		06/24/2024	Direct		2,044	1,363	499	2,010	0	34	0	34	0	2,044	0	0	0	0	07/27/2039	1.F
..92212C-AA-2	VARAGON IFN TR II - CMO		05/29/2024	DIRECT		4,087,458	4,087,458	4,087,458	4,087,458	0	0	0	0	0	4,087,458	0	0	0	193,874	05/01/2040	2.B PL
..92212Y-AB-2	VARAGON SR NOTE AAA - CMO		05/29/2024	DIRECT		27,711,313	27,711,313	27,711,313	27,711,313	0	0	0	0	0	27,711,313	0	0	0	1,091,675	05/01/2040	1.A PL
..92212Y-AC-0	VARAGON SR NOTE AA - CMO		05/29/2024	DIRECT		5,581,071	5,581,071	5,581,071	5,581,071	0	0	0	0	0	5,581,071	0	0	0	238,235	05/01/2040	1.C PL
..92212Y-AD-8	VARAGON SR NOTE A - CMO		05/29/2024	DIRECT		3,699,153	3,699,153	3,699,153	3,699,153	0	0	0	0	0	3,699,153	0	0	0	186,755	05/01/2040	1.F PL
..922167-#-8	THE VARIABLE ANNUITY LIFE INSURANCE COMP		06/24/2024	Direct		6,863	6,863	3,371	6,750	0	113	0	113	0	6,863	0	0	0	0	07/24/2035	1.F

E05.41

STATEMENT AS OF JUNE 30, 2024 OF THE Reliance Standard Life Insurance Company

SCHEDULE D - PART 4

Show All Long-Term Bonds and Stock Sold, Redeemed or Otherwise Disposed of During the Current Quarter

1	2	3	4	5	6	7	8	9	10	Change In Book/Adjusted Carrying Value					16	17	18	19	20	21	22	
										11	12	13	14	15								
CUSIP Identification	Description	Foreign	Disposal Date	Name of Purchaser	Number of Shares of Stock	Consideration	Par Value	Actual Cost	Prior Year Book/Adjusted Carrying Value	Unrealized Valuation Increase/(Decrease)	Current Year's (Amortization)/Accretion	Current Year's Other Than Temporary Impairment Recognized	Total Change in Book/Adjusted Carrying Value (11 + 12 - 13)	Total Foreign Exchange Change in Book /Adjusted Carrying Value	Book/Adjusted Carrying Value at Disposal Date	Foreign Exchange Gain (Loss) on Disposal	Realized Gain (Loss) on Disposal	Total Gain (Loss) on Disposal	Bond Interest/Stock Dividends Received During Year	Stated Contractual Maturity Date	NAIC Designation, NAIC Designation Modifier and SVO Administrative Symbol	
..922167-A#-0	THE VARIABLE ANNUITY LIFE INSURANCE COMP		06/07/2024	Direct		6,505	6,505	2,358	6,422	0	83	0	83	0	6,505	0	0	0	0	0	11/12/2042	1.F
..922167-B#-7	THE VARIABLE ANNUITY LIFE INSURANCE COMP		06/07/2024	Direct		1,845	1,845	696	1,823	0	22	0	22	0	1,845	0	0	0	0	0	11/12/2042	1.F
..922167-B#-9	THE VARIABLE ANNUITY LIFE INSURANCE COMP		06/24/2024	Direct	JANNEY MONTGOMERY SCOTT	3,245	3,245	1,274	3,194	0	50	0	50	0	3,245	0	0	0	0	0	07/24/2039	1.F
..92329F-AV-9	VENTR XVIII DR - CDO		05/02/2024	INC		4,505,625	4,500,000	4,500,000	4,500,000	0	0	0	0	0	4,500,000	0	5,625	5,625	0	221,100	10/15/2029	2.A FE
..92329V-AG-7	VENTR XXV D2 - CDO	D	06/28/2024	Paydown		1,600,000	1,600,000	1,568,000	1,591,656	0	8,344	0	8,344	0	1,600,000	0	0	0	0	108,330	04/20/2029	1.C FE
..924923-AC-9	VERUS 2022-INV2 A3 - CMO/RMBS		06/01/2024	Paydown		159,784	159,784	154,503	154,923	0	4,861	0	4,861	0	159,784	0	0	0	0	4,543	10/25/2067	1.F FE
..924934-AB-8	VERUS 2023-5 A2 - CMO/RMBS		06/01/2024	Paydown		164,987	164,987	164,982	164,993	0	(6)	0	(6)	0	164,987	0	0	0	0	4,488	06/25/2068	1.C FE
..92535W-AA-8	VERSCEND ESCROW CORP		04/18/2024	Call @ 100.00		50,000	50,000	50,175	0	0	(175)	0	(175)	0	50,000	0	0	0	0	1,029	08/15/2026	5.B FE
..92539B-AC-6	VERUS 2023-1 A3 - CMO/RMBS		06/01/2024	Paydown		231,171	231,171	231,108	231,753	0	(582)	0	(582)	0	231,171	0	0	0	0	6,580	12/27/2067	1.F FE
..92539D-AC-2	VERUS 232 A3 - CMO/RMBS		06/01/2024	Paydown		25,354	25,354	25,353	25,425	0	(72)	0	(72)	0	25,354	0	0	0	0	722	03/26/2068	1.F FE
..92539F-AA-1	VERUS 2023-INV1 A1 - CMO/RMBS		06/01/2024	Paydown		178,818	178,818	178,815	178,854	0	(36)	0	(36)	0	178,818	0	0	0	0	4,631	02/27/2068	1.A FE
..92539F-AC-7	VERUS 2023-INV1 A3 - CMO/RMBS		06/01/2024	Paydown		223,520	223,520	223,518	223,646	0	(127)	0	(127)	0	223,520	0	0	0	0	6,521	02/27/2068	1.F FE
..92539G-AC-5	VERUS 2023-3 A3 - CMO/RMBS		06/01/2024	Paydown		135,068	135,068	135,067	135,092	0	(24)	0	(24)	0	135,068	0	0	0	0	4,037	03/26/2068	1.F FE
..92539J-AA-3	VERUS 2022-INV1 A1 - CMO/RMBS		06/01/2024	Paydown		140,665	140,665	140,665	141,142	0	(477)	0	(477)	0	140,665	0	0	0	0	1,746	08/25/2067	1.A FE
..92539J-AC-9	VERUS 2022-INV1 A3 - CMO/RMBS		06/01/2024	Paydown		210,976	210,976	208,790	209,725	0	1,251	0	1,251	0	210,976	0	0	0	0	5,078	08/25/2067	1.F FE
..92539T-AB-9	VERUS 2023-4 A2 - CMO/RMBS		06/01/2024	Paydown		14,953	14,953	14,952	14,960	0	(7)	0	(7)	0	14,953	0	0	0	0	370	05/25/2068	1.C FE
..92539T-AC-7	VERUS 2023-4 A3 - CMO/RMBS		06/01/2024	Paydown		269,147	269,147	269,145	269,277	0	(130)	0	(130)	0	269,147	0	0	0	0	6,875	05/25/2068	1.F FE
..92539Y-AA-0	VERUS 2023-7 A1 - CMO/RMBS		06/01/2024	Paydown		16,463	16,463	16,463	16,448	0	14	0	14	0	16,463	0	0	0	0	487	10/25/2068	1.A FE
..92540G-AC-2	VERUS 244 A3 - RMBS		06/01/2024	Paydown		76,015	76,015	76,014	0	0	0	0	0	0	76,015	0	0	0	0	423	06/25/2069	1.F FE
..92540M-AC-9	VERUS 243 A3 - RMBS		06/01/2024	Paydown		187,795	187,795	187,793	0	0	2	0	2	0	187,795	0	0	0	0	1,606	04/25/2069	1.F FE
..925650-AF-0	VICI PROPERTIES LP		04/30/2024	STIFEL NICOLAUS & COMPANY		57,706	60,000	59,512	0	0	5	0	5	0	59,516	0	(1,810)	(1,810)	422	04/01/2034	2.C FE	
..927320-AA-9	VINCI SA	C	04/18/2024	J P MORGAN SECURITIES		233,900	250,000	251,630	250,916	0	(49)	0	(49)	0	250,867	0	(16,967)	(16,967)	4,922	04/10/2029	1.G FE	
..92839H-AA-4	VSTA 24CEST A1 - RMBS		06/01/2024	Paydown		2,294	3,008	3,008	0	0	(715)	0	(715)	0	1,579	0	715	715	30	05/26/2054	1.A FE	
..92915H-BC-6	VOYA 163RR NT1 - CDO		05/14/2024	LLC	Brownstone Investment	5,010,000	5,000,000	5,000,000	0	0	0	0	0	5,000,000	0	10,000	10,000	0	0	10/20/2031	5.B GI	
..92915P-AR-6	INGIM 2014-1 CR2 - CDO	C	05/24/2024	Group LLC		2,425,000	2,425,000	2,410,450	0	0	262	0	262	0	2,410,712	0	14,288	14,288	23,168	04/18/2031	2.C FE	
..92926S-AD-8	WMHE 2007-HE2 2A3 - RMBS		06/25/2024	Paydown		15,370	15,370	7,925	15,398	0	(27)	0	(27)	0	15,370	0	0	0	0	94	04/25/2037	1.A FM
..92977Y-AY-7	WMLT 2005-WMC1 M2 - RMBS		06/25/2024	Paydown		17,564	17,564	12,378	15,431	0	2,134	0	2,134	0	17,564	0	0	0	0	241	10/25/2035	1.A FM
..933634-AJ-6	WAMU 2007-HY3 4A1 - CMO/RMBS		06/01/2024	Paydown		13,077	13,757	10,023	9,554	0	3,523	0	3,523	0	13,077	0	0	0	0	290	08/25/2036	1.A FM
..93363E-AA-3	WAMU 2006-AR10 1A1 - CMO/RMBS		06/01/2024	Paydown		25,116	24,400	17,568	24,638	0	478	0	478	0	25,116	0	0	0	0	471	09/25/2036	1.A FM
..93363X-AC-7	WMHE 2007-HE4 2A2 - RMBS		06/25/2024	Paydown		18,671	18,671	11,470	18,577	0	95	0	95	0	18,671	0	0	0	0	168	06/25/2037	1.A FM
..93363X-AD-5	WMHE 2007-HE4 2A3 - RMBS		06/25/2024	Paydown		6,141	6,141	3,892	6,116	0	26	0	26	0	6,141	0	0	0	0	55	06/25/2037	1.A FM
..93364F-AA-9	WAMU 2007-HY7 1A1 - CMO/RMBS		06/01/2024	Paydown		25,450	25,849	20,053	25,062	0	388	0	388	0	25,450	0	0	0	0	476	07/25/2037	1.A FM
..93394F-AD-4	WMALT 2005-5 CB4 - CMO/RMBS		06/01/2024	Paydown		37,478	38,066	36,427	37,484	0	(6)	0	(6)	0	37,478	0	0	0	0	871	07/25/2035	3.A FM
..93394N-AJ-4	WMALT 2006-5 1A9 - CMO/RMBS		06/01/2024	Paydown		2,557	9,029	6,321	2,337	0	220	0	220	0	2,557	0	0	0	0	236	07/25/2036	1.A FM
..93393K-AC-4	WMABS 2007-HE1 2A2 - RMBS		06/25/2024	Paydown		31,977	31,977	14,046	31,916	0	61	0	61	0	31,977	0	0	0	0	79	11/25/2036	1.A FM
..93393F-AA-8	WMALT 2007-OC1 A1 - RMBS		06/25/2024	Paydown		3,545	3,183	987	3,406	0	139	0	139	0	3,545	0	0	0	0	50	05/26/2037	1.A FM
..93393N-AA-1	WMALT 2007-4 1A1 - CMO/RMBS		06/01/2024	Paydown		4,508	7,651	6,130	4,412	0	96	0	96	0	4,508	0	0	0	0	181	06/25/2037	4.A FM
..93393P-AF-5	WMALT 2007-5 A6 - CMO/RMBS		06/01/2024	Paydown		502	827	490	267	0	111	0	111	0	502	0	124	124	0	21	06/25/2037	1.A FM
..94354K-AA-8	WAAY 2019-1 A - ABS		06/15/2024	Paydown		14,792	14,792	14,539	14,621	0	171	0	171	0	14,792	0	0	0	0	257	09/15/2044	2.A FE
..949837-AT-5	WFMS 2007-10 118 - RMBS		06/01/2024	Paydown		3,344	0	0	0	0	3,344	0	3,344	0	3,344	0	0	0	0	0	07/25/2037	1.FM
..94984T-AG-4	WFALT 2007-PA1 A7 - CMO/RMBS		06/01/2024	Paydown		18,099	18,647	13,612	17,833	0	266	0	266	0	18,099	0	0	0	0	502	03/25/2037	1.A FM
..94985F-AA-6	WFALT 2007-PA2 1A1 - CMO/RMBS		06/01/2024	Paydown		13,293	15,046	12,371	13,058	0	235	0	235	0	13,293	0	0	0	0	376	06/25/2037	1.A FM
..94985G-AH-9	WFALT 2007-PA3 3A1 - CMO/RMBS		06/01/2024	Paydown		49,146	51,691	43,108	49,389	0	(243)	0	(243)	0	49,146	0	0	0	0	1,370	07/25/2037	1.A FM

E05.42

STATEMENT AS OF JUNE 30, 2024 OF THE Reliance Standard Life Insurance Company

SCHEDULE D - PART 4

Show All Long-Term Bonds and Stock Sold, Redeemed or Otherwise Disposed of During the Current Quarter

1	2	3	4	5	6	7	8	9	10	Change In Book/Adjusted Carrying Value					16	17	18	19	20	21	22
										11	12	13	14	15							
CUSIP Identification	Description	Foreign	Disposal Date	Name of Purchaser	Number of Shares of Stock	Consideration	Par Value	Actual Cost	Prior Year Book/ Adjusted Carrying Value	Unrealized Valuation Increase/ (Decrease)	Current Year's (Amortization)/ Accretion	Current Year's Other Than Temporary Impairment Recognized	Total Change in Book/ Adjusted Carrying Value (11 + 12 - 13)	Total Foreign Exchange Change in Book /Adjusted Carrying Value	Book/ Adjusted Carrying Value at Disposal Date	Foreign Exchange Gain (Loss) on Disposal	Realized Gain (Loss) on Disposal	Total Gain (Loss) on Disposal	Bond Interest/ Stock Dividends Received During Year	Stated Contractual Maturity Date	NAIC Designation, NAIC Designation Modifier and SVO Administrative Symbol
..94985J-AK-6	WFMS 2007-7 A10 - CMO/RMBS		06/01/2024	Paydown		6,891	7,212	6,243	6,836	0	55	0	55	0	6,891	0	0	0	180	06/25/2037	1.A FM
..94985J-BM-1	WFMS 2007-7 A36 - CMO/RMBS		06/01/2024	Paydown		9,192	9,621	9,231	9,086	0	107	0	107	0	9,192	0	0	0	240	06/25/2037	1.A FM
..94985J-CA-6	WFMS 2007-7 A49 - CMO/RMBS		06/01/2024	Paydown		10,411	10,411	9,318	9,318	0	64	0	64	0	9,947	0	0	0	260	06/25/2037	1.A FM
..94922-AC-2	WFALT 2007-PA5 1A1 - CMO/RMBS		06/01/2024	Paydown		13,683	15,903	14,492	13,697	0	(14)	0	(14)	0	13,683	0	0	0	387	11/25/2037	1.A FM
..95081Q-AN-4	WESCO DISTRIBUTION INC		06/17/2024	Direct		50,000	50,000	50,000	50,000	0	0	0	0	0	50,000	0	0	0	1,781	06/15/2025	3.B FE
..958667-AA-5	WESTERN MIDSTREAM OPERATING LP		05/01/2024	BARCLAYS CAPITAL INC		1,705,620	2,000,000	1,988,840	1,989,585	0	64	0	64	0	1,989,649	0	(284,029)	(284,029)	79,333	02/01/2050	2.C FE
..958667-AB-3	WESTERN MIDSTREAM OPERATING LP		05/01/2024	STIFEL NICOLAUS & COMPANY		1,954,680	2,000,000	1,920,000	1,966,840	0	10,147	0	10,147	0	1,976,988	0	(22,308)	(22,308)	46,844	02/01/2025	2.C FE
..95873*-AJ-3	WESTERN NATIONAL LIFE INSURANCE COMPANY		06/18/2024	Direct		1,712	1,712	901	901	0	36	0	36	0	1,712	0	0	0	0	06/22/2029	1.F
..98105G-AL-6	WOORI BANK	D	05/10/2024	TORONTO DOMINION BANK LONDON MARKETAXESS CORPORATION		440,765	480,000	442,601	448,908	0	3,543	0	3,543	0	452,451	0	(11,686)	(11,686)	7,840	01/20/2027	1.E FE
..983793-AK-6	XPO INC		05/06/2024			256,465	250,000	250,000	250,000	0	0	0	0	0	250,000	0	6,465	6,465	7,174	02/01/2032	3.C FE
..A8372T-AC-2	SUZANO AUSTRIA GMBH	D	05/24/2024	EUROCLEAR		564,900	560,000	574,030	573,865	0	(109)	0	(109)	0	573,757	0	(8,857)	(8,857)	27,549	12/15/2028	2.C FE
..BGH60P-1K-4	STRATEGIC PARTNERS FUND VIII LP - ABS		04/08/2024	Direct		135,153	135,153	135,104	135,210	0	(57)	0	(57)	0	135,153	0	0	0	2,464	03/31/2025	5.B GI
..C7274K-AB-2	PETRONAS ENERGY CANADA LTD		05/17/2024	BANK OF NEW YORK/BARCLAYS LONDON, NY		1,128,390	1,256,000	1,106,582	1,125,496	0	10,829	0	10,829	0	1,136,324	0	(7,934)	(7,934)	17,537	03/23/2028	1.G FE
..EOR75Q-AA-6	A1 CANDELARIA SPAIN SA	D	06/15/2024	Paydown		99,459	99,459	93,059	93,158	0	6,144	0	6,144	0	99,459	0	0	0	3,730	03/16/2047	2.C FE
..G0222P-AA-7	ALDAR SUKUK LTD	D	05/08/2024	Direct		574,200	580,000	571,479	573,318	0	1,375	0	1,375	0	574,693	0	(493)	(493)	17,372	09/29/2025	2.A FE
..G0334D-AE-1	AMIPEACE LTD	D	05/17/2024	JP MORGAN SECURITIES PLC		545,466	640,000	529,940	537,791	0	4,889	0	4,889	0	542,680	0	2,785	2,785	8,360	10/22/2030	1.F FE
..G11176-AA-5	BIOCEANICO SOVEREIGN CERTIFICATE LTD	D	06/05/2024	Paydown		53,730	53,730	39,706	0	0	14,024	0	14,024	0	53,730	0	0	0	0	06/05/2034	3.A FE
..G1R70F-AA-1	BIDVEST GROUP (UK) PLC	D	05/10/2024	CITIGROUP GLOBAL MARKETS LIMITED		185,740	200,000	182,850	186,012	0	1,743	0	1,743	0	187,755	0	(2,015)	(2,015)	4,652	09/23/2026	3.B FE
..G20038-AA-6	CENTRAL AMERICA BOTTLING CORP	D	05/16/2024	CITIBANK, NA MARKETAXESS CORPORATION		243,091	257,000	243,945	245,185	0	724	0	724	0	245,909	0	(2,818)	(2,818)	7,608	04/27/2029	3.B FE
..G2588B-AA-2	CT TRUST	D	04/24/2024			173,456	200,000	170,000	171,774	0	824	0	824	0	172,598	0	858	858	7,488	02/03/2032	3.B FE
..G3044D-AA-4	EMERGEAN PLC	D	04/08/2024	GOLDMAN SACHS INTL		189,000	200,000	181,460	184,172	0	1,121	0	1,121	0	185,294	0	3,706	3,706	5,778	04/30/2027	4.A FE
..G3960G-AF-6	GLM 1RR ER2 - CDO	C	05/31/2024	PERFORMANCE TRUST CAP		1,002,500	1,000,000	998,500	998,881	0	60	0	60	0	998,942	0	3,558	3,558	76,431	04/20/2034	3.C FE
..G43997-AJ-7	HARVT XXVIII D - CDO	B	05/14/2024	Direct		4,327,200	4,315,200	4,435,600	4,414,400	0	0	0	0	21,200	4,435,600	(108,400)	0	(108,400)	210,543	10/25/2034	3.C FE
..G54897-AB-2	LIMA METRO LINE 2 FINANCE LTD	D	04/05/2024	Paydown		20,125	20,125	18,252	8,393	0	1,834	0	1,834	0	20,125	0	0	0	320	04/05/2036	2.C FE
..G5780K-AK-9	MDPK XXXVII DR - CDO	C	04/26/2024	Paydown		1,750,000	1,750,000	1,749,650	0	0	350	0	350	0	1,750,000	0	0	0	4,224	07/15/2033	2.C FE
..G6448K-AA-3	INVO 211 E - CDO	C	04/25/2024	INCOME		1,229,863	1,250,000	1,218,750	0	0	128	0	128	0	1,218,878	0	10,984	10,984	5,858	04/17/2034	3.C FE
..G6717A-AM-3	OKACL 2019-4 D1R - CDO	C	06/18/2024	Paydown		2,000,000	2,000,000	1,964,000	1,972,586	0	27,414	0	27,414	0	2,000,000	0	0	0	120,584	10/20/2032	5.B GI
..G6891G-AY-2	PALMP 1703 E - CDO	B	04/25/2024	Paydown		2,950,475	2,941,675	3,009,569	2,995,988	0	39,703	0	39,703	0	3,099,650	(149,175)	0	(149,175)	187,900	04/18/2030	4.A FE
..G77265-AA-7	RUTAS 2 AND 7 FINANCE LTD	D	05/22/2024	Various		388,542	388,542	446,058	456,447	0	(66,606)	0	(66,606)	0	389,842	0	(1,300)	(1,300)	0	09/30/2036	3.A FE
..L3500L-AA-7	TIERRA MOJADA LUXEMBOURG II SARL	D	06/01/2024	Paydown		89,291	89,291	75,236	50,496	0	13,575	0	13,575	0	89,291	0	0	0	2,567	12/01/2040	2.B FE
..L4R02Q-AA-8	GUARA NORTE SARL	D	06/15/2024	Various		355,353	369,833	337,534	306,837	0	8,487	0	8,487	0	346,340	0	9,013	9,013	9,241	06/15/2034	2.C FE
..L7R043-AE-3	PUMA INTERNATIONAL FINANCING SA	D	06/18/2024	Call @ 94.00		625,100	665,000	602,877	615,031	0	7,353	0	7,353	0	622,384	0	2,716	2,716	58,646	01/24/2026	3.C FE
..L7915T-AA-0	REDE D'OR FINANCE SARL	D	05/17/2024	Various		621,488	695,000	590,804	598,048	0	4,586	0	4,586	0	602,634	0	18,854	18,854	24,906	01/24/2026	3.B FE
..M6017Q-AA-3	ISRAEL ELECTRIC CORP LTD	C	04/09/2024	BARCB33 CITIGROUP GLOBAL MARKETS		2,523,750	3,000,000	2,880,000	2,897,995	0	2,946	0	2,946	0	2,900,941	0	(377,191)	(377,191)	71,875	02/22/2032	2.A FE
..M8237R-AL-8	SAUDI ARABIAN OIL CO	D	05/16/2024	CITIGROUP GLOBAL MARKETS INC		1,119,589	1,323,000	1,104,029	1,121,388	0	9,526	0	9,526	0	1,130,914	0	(11,325)	(11,325)	14,553	11/24/2030	1.E FE
..M8903B-AS-1	TURKOELL ILETISIM HIZMETLERI AS	D	04/25/2024	ING BANK N.V. - AMSTERDAM		191,060	200,000	173,060	176,686	0	1,469	0	1,469	0	178,155	0	12,905	12,905	6,380	04/11/2028	4.A FE
..M90345-AB-1	TURKIYE SISE VE CAMI FABRIKALARI AS	D	04/29/2024	Direct		231,181	235,000	222,600	225,181	0	1,425	0	1,425	0	226,606	0	4,575	4,575	17,621	03/14/2026	4.B FE
..M9751P-AH-5	YAPI VE KREDI BANKASI AS	D	04/24/2024	BARCLAYS CAPITAL INC		211,126	200,000	211,310	0	0	(356)	0	(356)	0	210,954	0	172	172	11,460	10/16/2028	4.C FE
..N09704-AS-1	BABSE 2018-1 F - CDO	B	06/20/2024	Paydown		888,100	891,586	895,020	870,035	0	48,938	0	48,938	0	975,499	(87,399)	0	(87,399)	58,897	04/15/2031	4.C FE
..N53766-AA-4	MV24 CAPITAL BV	D	06/01/2024	Various		168,454	177,887	166,428	167,028	0	1,876	0	1,876	0	168,904	0	(450)	(450)	5,972	06/01/2034	3.A FE

E05.43

STATEMENT AS OF JUNE 30, 2024 OF THE Reliance Standard Life Insurance Company

SCHEDULE D - PART 4

Show All Long-Term Bonds and Stock Sold, Redeemed or Otherwise Disposed of During the Current Quarter

1	2	3	4	5	6	7	8	9	10	Change In Book/Adjusted Carrying Value					16	17	18	19	20	21	22
										11	12	13	14	15							
CUSIP Identification	Description	Foreign	Disposal Date	Name of Purchaser	Number of Shares of Stock	Consideration	Par Value	Actual Cost	Prior Year Book/Adjusted Carrying Value	Unrealized Valuation Increase/(Decrease)	Current Year's (Amortization)/Accretion	Current Year's Other Than Temporary Impairment Recognized	Total Change in Book/Adjusted Carrying Value (11 + 12 - 13)	Total Foreign Exchange Change in Book /Adjusted Carrying Value	Book/Adjusted Carrying Value at Disposal Date	Foreign Exchange Gain (Loss) on Disposal	Realized Gain (Loss) on Disposal	Total Gain (Loss) on Disposal	Bond Interest/Stock Dividends Received During Year	Stated Contractual Maturity Date	NAIC Designation, NAIC Designation Modifier and SVO Administrative Symbol
..N7163R-AA-1	PROSUS NV	D	05/16/2024	MIDLGB22 HSBC BK LONDON		1,276,030	1,454,000	1,217,935	1,237,784	0	11,308	0	11,308	0	1,249,092	0	26,939	26,939	44,441	01/21/2030	2.B FE
..P00173-AA-5	ATLANTICA TRANSMISION SUR SA	D	04/30/2024	Paydown		43,084	43,084	43,084	48,364	0	(3,908)	0	(3,908)	0	43,084	0	0	0	0	04/30/2043	2.C FE
..P01703-AD-2	ALPEK SAB DE CV	D	05/10/2024	Merrill Lynch Pierce		352,170	420,000	343,875	349,181	0	2,930	0	2,930	0	352,111	0	59	59	9,820	02/25/2031	2.C FE
..P0608A-AB-2	AES PANAMA GENERATION HOLDINGS S DE RL	D	05/31/2024	Paydown		69,043	69,043	69,605	69,226	0	(182)	0	(182)	0	69,043	0	0	0	1,510	05/31/2030	3.A FE
..P09110-AB-6	BANCO CONTINENTAL SAECA	D	05/28/2024	Various		585,270	620,000	560,670	574,815	0	8,953	0	8,953	0	583,788	0	1,502	1,502	7,972	12/10/2025	3.A FE
..P0R60Q-AA-1	ALFA TRANSMISORA DE ENERGIA SA	D	05/10/2024	SANTANDER INVESTMENT SECURITIES, INC.		215,173	287,953	214,669	215,631	0	512	0	512	0	216,143	0	(970)	(970)	8,261	09/27/2051	2.C FE
..P1000P-AA-3	ATP TOWER HOLDINGS LLC		05/21/2024	BARCLAYS BANK PLC, LONDON BRANCH		232,500	250,000	228,750	234,187	0	2,485	0	2,485	0	236,672	0	(4,172)	(4,172)	5,794	04/27/2026	3.C FE
..P1850N-AA-9	BRASKEM IDESA SAPI	D	06/26/2024	BARCLAYS BANK PLC, NEW YORK BRANCH		163,500	200,000	157,060	160,161	0	2,352	0	2,352	0	162,513	0	987	987	9,188	11/15/2029	4.B FE
..P29853-AA-9	COMETA ENERGIA SA DE CV	D	04/24/2024	Various		421,568	422,300	409,673	384,505	0	2,167	0	2,167	0	412,594	0	8,974	8,974	12,631	04/24/2035	2.C FE
..P37130-AA-5	EMPRESA ELECTRICA ANGAMOS SA	D	05/25/2024	Paydown		143,550	143,550	135,116	139,959	0	3,591	0	3,591	0	143,550	0	0	0	3,499	05/25/2029	5.B GI
..P3772W-AF-9	BANCO DO BRASIL SA (CAYMAN ISLANDS BRANC	D	06/18/2024	Direct		499,000	499,000	500,846	0	0	(1,846)	0	(1,846)	0	499,000	0	0	0	22,455	12/29/2049	4.C FE
..P56243-AD-3	PATRIMONIO EN FIDEICOMISO DS 093 2002 EF	D	04/18/2024	CITIBANK, NA		424,864	440,000	417,768	420,649	0	1,207	0	1,207	0	421,856	0	3,008	3,008	13,985	04/03/2028	3.A FE
..P5817R-AG-0	INVERSIONES LA CONSTRUCCION SA	D	04/29/2024	Various		990,200	1,150,000	895,238	920,806	0	6,487	0	6,487	0	927,293	0	62,907	62,907	39,306	02/07/2032	2.B FE
..P66208-AA-0	MEXICO GENERADORA DE ENERGIA S DE RL DE	D	06/06/2024	Paydown		184,140	184,140	179,510	168,332	0	3,686	0	3,686	0	184,140	0	0	0	5,064	12/06/2032	2.A FE
..P7922D-AB-0	PRIMO PARTICIPACOES E INVESTIMENTOS SA	D	06/30/2024	Various		181,957	182,744	171,117	171,678	0	1,748	0	1,748	0	173,426	0	8,531	8,531	12,656	12/31/2031	3.B FE
..P7S81Y-AC-9	ORBIA ADVANCE CORPORATION SAB DE CV	D	05/10/2024	Merrill Lynch Pierce		329,400	400,000	322,600	327,981	0	2,903	0	2,903	0	330,884	0	(1,484)	(1,484)	5,846	05/11/2031	2.C FE
..P82290-AR-1	FALABELLA SA	D	05/10/2024	Fenner Smith		190,365	210,000	189,504	192,340	0	1,511	0	1,511	0	193,851	0	(3,486)	(3,486)	4,244	10/30/2027	3.A FE
..P90475-AB-3	TELEFONICA CELULAR DEL PARAGUAY SAE	D	04/25/2024	Direct		400,529	410,000	378,952	378,952	0	2,691	0	2,691	0	381,643	0	18,886	18,886	12,980	04/15/2027	3.B FE
..P9367R-AG-6	TRANSPORTADORA DE GAS DEL PERU SA	D	04/30/2024	Paydown		1,060,000	1,060,000	1,029,455	1,041,863	0	18,137	0	18,137	0	1,060,000	0	0	0	22,525	04/30/2028	2.C FE
..P9401C-AA-0	FIDEICOMISO FIBRA UNO	D	05/16/2024	JP MORGAN CHASE INTL		637,065	726,000	660,287	666,565	0	3,122	0	3,122	0	669,687	0	(32,622)	(32,622)	29,948	01/15/2030	2.C FE
..P9434R-AA-8	UEP PENONOME II SA	D	04/01/2024	Paydown		27,983	27,983	28,192	28,167	0	(184)	0	(184)	0	27,983	0	0	0	909	10/01/2038	3.B FE
..P98118-AA-3	NEXA RESOURCES SA	D	04/02/2024	Direct		916,000	916,000	853,172	859,696	0	4,109	0	4,109	0	863,805	0	52,195	52,195	21,335	05/04/2027	2.C FE
..000000-00-0	SOF RECEIVABLES 3, LLC - ABS		06/30/2024	Maturity @ 100.00		291,172	291,172	0	0	0	0	0	0	0	0	291,172	0	291,172	0	06/30/2024	5.B GI
..V3855G-AB-6	GREENKO SOLAR (MAURITIUS) LTD	D	06/27/2024	MARKET		196,000	200,000	188,400	190,617	0	1,646	0	1,646	0	192,264	0	3,736	3,736	10,875	07/29/2026	3.B FE
..V3855M-AA-5	GREENKO POWER II LTD	D	06/13/2024	Paydown		81,900	81,900	72,853	19,739	0	8,793	0	8,793	0	81,900	0	0	0	1,761	12/13/2028	3.B FE
..V4256B-AB-0	HTA GROUP LTD	D	05/24/2024	Direct		960,000	960,000	913,648	923,735	0	7,290	0	7,290	0	931,025	0	28,975	28,975	30,987	12/18/2025	4.A FE
..V6703D-AA-2	NETWORK 121 LTD	D	05/23/2024	UBS AG		198,400	200,000	192,600	192,685	0	49	0	49	0	192,734	0	5,666	5,666	7,000	12/29/2049	3.B FE
..Y0889V-AC-4	BHARTI AIRTEL LTD	D	05/10/2024	MERRILL LYNCH INTERNATIONAL		369,346	425,000	371,616	375,439	0	2,030	0	2,030	0	377,468	0	(8,122)	(8,122)	6,177	06/03/2031	2.C FE
..Y3004R-AA-1	KEB HANA BANK	D	05/10/2024	Standard Chartered Bank		343,425	380,000	337,866	344,602	0	4,132	0	4,132	0	348,734	0	(5,309)	(5,309)	1,953	12/16/2026	1.E FE
..Y3991Y-RJ-4	INDUSTRIAL AND COMMERCIAL BANK OF CHINA	D	05/17/2024	WELLS FARGO SECURITIES		587,311	638,000	573,538	586,497	0	6,627	0	6,627	0	593,123	0	(5,813)	(5,813)	5,846	10/28/2026	1.E FE
..Y4452C-AA-9	TBC BANK I SS	D	04/22/2024	Call @ 100.00		200,000	200,000	197,510	198,923	0	760	0	760	0	199,683	0	317	317	4,185	06/19/2024	3.B FE
..Y44680-RV-3	JSW STEEL LTD	D	05/10/2024	BNYM/DBAG LONDON GLOBAL MARKET		186,120	200,000	176,400	179,971	0	2,016	0	2,016	0	181,987	0	4,133	4,133	4,806	04/05/2027	3.B FE
..Y44680-RW-1	JSW STEEL LTD	D	04/29/2024	BANC OF AMERICA SECS LLC, CHARLOTTE		1,368,000	1,600,000	1,330,000	1,357,857	0	7,092	0	7,092	0	1,364,949	0	3,051	3,051	46,236	04/05/2032	3.B FE
..Y47606-AH-4	KIA CORP	D	05/10/2024	NOMURA INTERNATIONAL PLC		497,405	530,000	503,947	507,631	0	1,975	0	1,975	0	509,606	0	(12,201)	(12,201)	10,254	10/25/2027	2.A FE
..Y4S8CV-U2-0	KB KOOKMIN CARD CO LTD	D	05/10/2024	AUSTRALIA AND NEW ZEALAND		469,603	510,000	459,307	469,479	0	5,976	0	5,976	0	475,455	0	(5,852)	(5,852)	1,221	05/13/2026	1.F FE
..Y56999-AA-6	MANILA WATER COMPANY INC	D	05/17/2024	Standard Chartered Bank		615,660	662,000	579,243	581,096	0	3,878	0	3,878	0	584,974	0	30,686	30,686	23,411	07/30/2030	5.B GI
..Y59501-AA-7	MEDCO OAK TREE PTE LTD	D	06/14/2024	MERRILL LYNCH INTERNATIONAL		201,500	200,000	192,960	194,395	0	1,003	0	1,003	0	195,398	0	6,102	6,102	8,727	05/14/2026	4.A FE

E05.44

STATEMENT AS OF JUNE 30, 2024 OF THE Reliance Standard Life Insurance Company

SCHEDULE D - PART 4

Show All Long-Term Bonds and Stock Sold, Redeemed or Otherwise Disposed of During the Current Quarter

1	2	3	4	5	6	7	8	9	10	Change In Book/Adjusted Carrying Value					16	17	18	19	20	21	22
										11	12	13	14	15							
CUSIP Identification	Description	Foreign	Disposal Date	Name of Purchaser	Number of Shares of Stock	Consideration	Par Value	Actual Cost	Prior Year Book/Adjusted Carrying Value	Unrealized Valuation Increase/(Decrease)	Current Year's (Amortization)/Accretion	Current Year's Other Than Temporary Impairment Recognized	Total Change in Book/Adjusted Carrying Value (11 + 12 - 13)	Total Foreign Exchange Change in Book /Adjusted Carrying Value	Book/Adjusted Carrying Value at Disposal Date	Foreign Exchange Gain (Loss) on Disposal	Realized Gain (Loss) on Disposal	Total Gain (Loss) on Disposal	Bond Interest/Stock Dividends Received During Year	Stated Contractual Maturity Date	NAIC Designation, NAIC Designation Modifier and SVO Administrative Symbol
..Y62014-AB-4	NAKILAT INC	D.....	06/30/2024	Paydown AUSTRALIA AND NEW ZEALAND		55,225	55,225	50,432	52,369	0	2,856	0	2,856	0	55,225	0	0	0	1,730	12/31/2033	1.F FE
..Y7747Z-GG-7	SHINHAN CARD CO LTD	D.....	05/22/2024			702,598	760,000	697,041	707,171	0	6,249	0	6,249	0	713,419	0	(10,821)	(10,821)	15,536	01/27/2027	1.F FE
1109999999. Subtotal - Bonds - Industrial and Miscellaneous (Unaffiliated)						574,946,585	584,647,836	571,134,135	405,645,307	(67,156)	2,537,168	3,014	2,466,998	448,299	580,248,893	(1,333,622)	(3,972,392)	(5,306,015)	17,769,069	XXX	XXX
..00131L-AK-1	AIA GROUP LTD	C.....	04/22/2024	DEUTSCHE BANK TRUST COMPANY AM		149,415	210,000	209,662	209,704	0	4	0	4	0	209,708	0	(60,293)	(60,293)	4,051	09/16/2040	1.F FE
..25746U-DD-8	DOMINION ENERGY INC		05/29/2024	Direct		349,125	350,000	362,250	352,582	0	(1,150)	0	(1,150)	0	351,432	0	(2,307)	(2,307)	7,731	12/29/2049	2.C FE
..29273V-AM-2	ENERGY TRANSFER LP		05/15/2024	Direct		483,050	483,000	483,050	483,040	0	10	0	10	0	483,050	0	0	0	0	12/29/2049	3.B FE
..46625H-JQ-4	JPMORGAN CHASE & CO		05/01/2024	Call @ 100.00		2,065,000	2,065,000	2,156,100	2,066,368	0	(1,368)	0	(1,368)	0	2,065,000	0	0	0	117,953	12/29/2049	2.B FE
..46625H-JW-1	JPMORGAN CHASE & CO		04/30/2024	Call @ 100.00		400,000	400,000	407,238	400,446	0	(446)	0	(446)	0	400,000	0	0	0	12,250	12/29/2049	2.B FE
..48126H-AA-8	JPMORGAN CHASE & CO		05/01/2024	Direct		1,250,000	1,250,000	1,237,500	1,239,529	0	10,471	0	10,471	0	1,250,000	0	0	0	56,266	12/29/2049	2.B FE
..G5S64M-AF-3	MAF GLOBAL SECURITIES LTD	D.....	04/26/2024	ING BANK N.V. - AMSTERDAM JEFFERIES INTERNATIONAL LTD		394,436	400,000	392,116	392,318	0	97	0	97	0	392,415	0	2,021	2,021	15,583	12/29/2049	3.A FE
..G5S64M-AG-1	MAF GLOBAL SECURITIES LTD	D.....	05/20/2024			429,975	420,000	427,345	426,254	0	(612)	0	(612)	0	425,642	0	4,333	4,333	21,315	12/29/2049	3.A FE
1309999999. Subtotal - Bonds - Hybrid Securities						5,521,001	5,580,000	5,675,260	5,570,241	0	7,007	0	7,007	0	5,577,247	0	(56,247)	(56,247)	235,149	XXX	XXX
..464288-51-3	ISHARES:IBOXX SHY CORP		05/30/2024	Piper Jaffray Co.		0.000	0	766,499	766,112	0	0	0	0	0	766,112	0	387	387	3,998		4.B
..464288-58-8	ISHARES:MBS ETF		05/31/2024	Piper Jaffray Co.		0.000	0	2,274,019	2,291,480	0	0	0	0	0	2,291,480	0	(17,461)	(17,461)	5,940		1.A
1619999999. Subtotal - Bonds - SVO Identified Funds						3,040,517	0	3,057,592	0	0	0	0	0	0	3,057,592	0	(17,075)	(17,075)	9,938	XXX	XXX
..000000-00-0	TRANSCENDIA HOLDINGS, INC. (TRANSCENDIA,		05/24/2024	Direct		2,233,242	2,233,242	1,914,846	1,913,996	0	319,246	0	319,246	0	2,233,242	0	0	0	99,342	05/30/2024	5.C FE
..000000-00-0	DEL REAL, LLC - REVOLVING LOAN		05/21/2024	Direct		299,946	299,946	299,946	299,946	0	0	0	0	0	299,946	0	0	0	5,833	03/28/2028	5.B GI
..000000-00-0	HAVILA KYSTRUTEN OPS - 10/2024 FLOAT	B.....	04/18/2024	Various		785,388	787,456	816,309	814,391	0	0	0	0	1,919	816,309	(30,920)	(1)	(30,921)	205,238	10/24/2024	5.A PL
..000000-00-0	KID DISTRO HOLDINGS, LLC - BANDZOOGLE IN		06/28/2024	Direct		4,416	4,416	4,285	4,347	0	12	0	12	0	4,416	0	0	0	207	10/01/2027	5.B GI
..000000-00-0	TRAVELEX ISSUERCO 2 PLC - TERM FACILITY	B.....	06/28/2024	Direct		13,847	13,843	12,869	13,885	0	58	0	58	(521)	13,422	425	425	425	916	09/22/2028	5.B GI
..000000-00-0	MODIGENT, LLC - AMENDMENT NO. 3 DELAYED		06/28/2024	Direct		1,097	1,097	1,083	1,097	0	0	0	0	0	1,097	0	0	0	61	08/23/2028	5.B GI
..000000-00-0	INNOPAK INDUSTRIES, INC. - FOURTH AMENDM		06/27/2024	Direct		1,422	1,422	1,390	1,417	0	5	0	5	0	1,422	0	0	0	86	03/05/2027	2.B PL
..000000-00-0	INNOPAK INDUSTRIES, INC. - FOURTH AMENDM		06/27/2024	Direct		1,737	1,737	1,698	1,732	0	6	0	6	0	1,737	0	0	0	114	03/05/2027	2.B PL
..000000-00-0	IF&P HOLDING COMPANY, LLC - 2023-D INCRE		04/01/2024	Direct		2,024	2,024	1,983	2,022	0	2	0	2	0	2,024	0	0	0	95	10/03/2028	5.B GI
..000000-00-0	FINANCIAL-INFORMATION-TECHNOLOGIES, LLC		06/28/2024	DIRECT		491,898	491,898	491,898	0	0	0	0	0	0	491,898	0	0	0	4,057	06/28/2030	3.B
..000000-00-0	QUICK QUACK CAR WASH HOLDINGS, LLC - 202		06/10/2024	Direct		255,525	255,525	252,970	252,997	0	2,528	0	2,528	0	255,525	0	0	0	22,733	10/18/2028	3.C PL
..000000-00-0	QUICK QUACK CAR WASH HOLDINGS, LLC - SIX		06/10/2024	Direct		814,115	814,115	814,115	0	0	0	0	0	0	814,115	0	0	0	36,201	10/18/2026	3.C PL
..000000-00-0	FINANCIAL-INFORMATION-TECHNOLOGIES, LLC		06/28/2024	Direct		3,605	3,605	3,548	2,371	0	3	0	3	0	3,605	0	0	0	119	06/28/2030	3.C PL
..000000-00-0	BR PKJ PRODUCE, LLC - DELAYED DRAW TERM		04/01/2024	Direct		1,508	1,508	1,455	1,505	0	3	0	3	0	1,508	0	0	0	49	11/14/2027	5.B GI
..000000-00-0	CRSS HPS LLC - TERM LOAN		05/03/2024	Direct		379,964	379,964	372,365	379,014	0	950	0	950	0	379,964	0	0	0	18,446	12/21/2026	5.B GI
..000000-00-0	REFOCUS MANAGEMENT SERVICES, LLC - TERM		06/28/2024	Direct		5,083	5,083	4,911	0	0	13	0	13	0	5,083	0	0	0	199	02/14/2029	3.A PL
..000000-00-0	SECURITY SERVICES ACQUISITION SUB CORP.		06/28/2024	Direct		1,939	1,939	1,900	0	0	5	0	5	0	1,939	0	0	0	78	09/30/2026	5.B GI
..000000-00-0	RED LOBSTER MANAGEMENT LLC - INCREMENTAL		05/22/2024	Direct		54,728	54,728	54,728	0	0	0	0	0	0	54,728	0	0	0	1,594	02/28/2026	5.B GI
..000000-00-0	KELLERMAYER BERGENSONS SERVICES, LLC - A		04/01/2024	Direct		103,773	103,773	103,773	0	0	0	0	0	0	103,773	0	0	0	0	11/07/2026	5.B GI
..000000-00-0	KELLERMAYER BERGENSONS SERVICES, LLC - A		04/30/2024	DIRECT		83,099	83,099	83,019	0	0	81	0	81	0	83,099	0	0	0	4,177	11/06/2028	5.B GI
..000000-00-0	FRANCHISE EQUITY PARTNERS, LP, SERIES 1		04/30/2024	DIRECT		3,636,560	3,636,560	3,609,287	0	0	0	0	0	0	3,609,287	0	27,272	27,272	38,959	10/29/2027	5.B GI
..000000-00-0	MARIO PURCHASER, LLC - AMENDMENT NO. 1 D		06/28/2024	Direct		51	51	51	0	0	0	0	0	0	51	0	0	0	0	04/26/2029	5.B GI
..000000-00-0	PT INTERMEDIATE HOLDINGS III, LLC - 2024		06/28/2024	DIRECT		245,217	245,217	245,217	0	0	0	0	0	0	245,217	0	0	0	7,830	04/09/2030	5.B GI
..000000-00-0	HOP ENERGY, LLC - PROTECTIVE ADVANCE NO.		05/14/2024	Direct		65,001	65,001	61,931	0	0	3,070	0	3,070	0	65,001	0	0	0	121	02/29/2028	5.B GI
..000000-00-0	HOP ENERGY, LLC - PROTECTIVE ADVANCE NO.		05/14/2024	Direct		129,073	129,073	122,932	0	0	6,141	0	6,141	0	129,073	0	0	0	116	02/29/2028	5.B GI
..000000-00-0	HOP ENERGY, LLC - PROTECTIVE ADVANCE NO.		05/14/2024	Direct		130,099	130,099	123,959	0	0	6,141	0	6,141	0	130,099	0	0	0	339	02/29/2028	5.B GI
..000000-00-0	PEACHES ACQUISITION CORPORATION (THE HC		06/28/2024	Direct		14,285	14,285	13,928	0	0	9	0	9	0	14,285	0	0	0	158	08/01/2028	5.B GI
..000000-00-0	SEI GROUP, LLC - SIXTH ADDITIONAL TERM L		06/05/2024	DIRECT		164,307	164,307	161,020	0	0	133	0	133	0	161,153	0	3,153	3,153	0	02/12/2026	5.B GI

E05.45

STATEMENT AS OF JUNE 30, 2024 OF THE Reliance Standard Life Insurance Company

SCHEDULE D - PART 4

Show All Long-Term Bonds and Stock Sold, Redeemed or Otherwise Disposed of During the Current Quarter

1	2	3	4	5	6	7	8	9	10	Change In Book/Adjusted Carrying Value					16	17	18	19	20	21	22
										11	12	13	14	15							
CUSIP Identification	Description	Foreign	Disposal Date	Name of Purchaser	Number of Shares of Stock	Consideration	Par Value	Actual Cost	Prior Year Book/Adjusted Carrying Value	Unrealized Valuation Increase/(Decrease)	Current Year's (Amortization)/Accretion	Current Year's Other Than Temporary Impairment Recognized	Total Change in Book/Adjusted Carrying Value (11 + 12 - 13)	Total Foreign Exchange Change in Book /Adjusted Carrying Value	Book/Adjusted Carrying Value at Disposal Date	Foreign Exchange Gain (Loss) on Disposal	Realized Gain (Loss) on Disposal	Total Gain (Loss) on Disposal	Bond Interest/Stock Dividends Received During Year	Stated Contractual Maturity Date	NAIC Designation, NAIC Designation Modifier and SVO Administrative Symbol
00000-00-0	GCM MAGNOLIA BIDCO, LLC - TERM LOAN B		06/07/2024	DIRECT		876,302	876,302	858,776	0	0	10	0	10	0	858,786	0	17,516	17,516	0	06/06/2029	5.B GI
00034-AA-4	AAH TOPCO, LLC - INITIAL TERM LOAN		06/28/2024	Direct		453	453	449	453	0	0	0	0	0	453	0	0	0	25	12/22/2027	3.A PL
00034-AC-0	AAH TOPCO, LLC - DELAYED DRAW TERM LOAN		06/28/2024	Direct		452	453	453	452	0	0	0	0	0	452	0	0	0	25	12/22/2027	3.A PL
00097-AF-7	ADG ACQUISITION, LLC - INITIAL LOAN		06/28/2024	Direct		88,016	88,016	86,371	87,838	0	179	0	179	0	88,016	0	0	0	6,099	04/11/2028	4.B PL
00097-AG-5	ADG ACQUISITION, LLC - DELAYED DRAW TERM		06/28/2024	Direct		1,969	1,969	1,932	1,969	0	0	0	0	0	1,969	0	0	0	138	04/11/2028	4.B PL
00128U-AC-4	AHF PARENT HOLDING, INC. - 2023 INCREMENT		06/28/2024	Direct		14,075	14,075	13,512	14,004	0	71	0	71	0	14,075	0	0	0	842	02/01/2028	4.B FE
00156-AA-6	AIDC INTERMEDIATECO, 2, LLC - INITIAL TERM		06/28/2024	Direct		7,931	7,931	7,788	7,917	0	14	0	14	0	7,931	0	0	0	475	07/22/2027	3.A PL
00217B-AB-0	PURCHASED ASP DREAM		04/30/2024	Redemption @ 100.00		625	625	619	621	0	0	0	0	0	621	0	4	4	20	12/15/2028	4.C FE
00230-AA-0	REVALIZE, INC. - TRANCHE 1 DELAYED DRAW		06/28/2024	Direct		542	542	542	542	0	0	0	0	0	542	0	0	0	21	04/15/2027	3.B PL
00230-AC-6	REVALIZE, INC. - INITIAL TERM LOAN		06/28/2024	Direct		928	928	919	928	0	1	0	1	0	928	0	0	0	36	04/15/2027	3.B PL
00230-AD-4	REVALIZE, INC. - DDTL-1		06/28/2024	Direct		539	539	539	539	0	0	0	0	0	539	0	0	0	21	04/15/2027	3.B PL
00230-AE-2	REVALIZE, INC. - DDTL-2		06/28/2024	Direct		325	325	325	325	0	0	0	0	0	325	0	0	0	12	04/15/2027	3.B PL
00240@-AA-6	A.M. CASTLE & CO. - INITIAL TERM LOAN		04/01/2024	Direct		22,067	22,067	21,466	21,820	0	42	0	42	0	22,067	0	0	0	1,039	11/15/2028	3.C PL
00254J-AC-5	ABV HOLDINGS MIDCO, LLC - INITIAL TERM L		06/06/2024	Direct		2,221,002	2,221,002	1,898,573	2,064,193	0	156,810	0	156,810	0	2,221,002	0	0	0	108,454	03/10/2027	4.B FE
00458-AA-1	ACCORDION PARTNERS LLC - INITIAL TERM LO		06/28/2024	Direct		5,984	5,984	5,824	5,972	0	11	0	11	0	5,984	0	0	0	515	08/29/2029	5.B GI
00458-AB-9	ACCORDION PARTNERS LLC - DELAYED DRAW TE		06/28/2024	Direct		725	725	717	725	0	1	0	1	0	725	0	0	0	42	08/29/2029	5.B GI
00458-AD-5	ACCORDION PARTNERS LLC - THIRD AMENDMENT		06/28/2024	Direct		954	954	943	953	0	1	0	1	0	954	0	0	0	56	08/29/2029	5.B GI
00458-AA-5	ACCESSION RISK MANAGEMENT GROUP, INC. -		06/14/2024	DIRECT		1,827,767	1,827,767	1,800,350	0	0	27,417	0	27,417	0	1,827,767	0	0	0	2,469	11/01/2029	3.C PL
00458-AG-2	ACCESSION RISK MANAGEMENT GROUP, INC. -		06/28/2024	Direct		12,086	12,086	12,075	1,967	0	1	0	1	0	12,086	0	0	0	284	11/01/2029	3.C PL
00506@-AC-1	ACTIVE DAY, INC. - TERM LOAN		06/28/2024	Direct		3,618	3,618	3,572	3,618	0	0	0	0	0	3,618	0	0	0	236	02/16/2025	3.B PL
00506-AD-9	ACTIVE DAY, INC. - DELAYED DRAW TERM LOA		06/28/2024	Direct		558	558	558	558	0	0	0	0	0	558	0	0	0	18	02/16/2025	3.B PL
00506-AE-7	ACTIVE DAY, INC. - DELAYED DRAW TERM LOA		06/28/2024	Direct		360	360	360	360	0	0	0	0	0	360	0	0	0	11	02/16/2025	3.B PL
00506@-AF-4	ACTIVE DAY, INC. - DELAYED DRAW TERM LOA		06/28/2024	Direct		249	249	249	249	0	0	0	0	0	249	0	0	0	8	02/16/2025	3.B PL
00510@-AA-9	ACUITY EYECARE HOLDINGS, LLC - FOURTEEN		06/28/2024	Direct		2,378	2,378	2,374	334	0	0	0	0	0	2,378	0	0	0	69	03/27/2025	3.C PL
00510@-AC-5	ACUITY EYECARE HOLDINGS, LLC - FOURTEEN		06/28/2024	Direct		20,348	20,348	20,348	20,348	0	0	0	0	0	20,348	0	0	0	964	03/27/2025	3.C PL
00803@-AC-1	AEROSPIKE, INC. - SECOND AMENDMENT DELAY		04/30/2024	Direct		89,124	89,124	84,667	85,892	0	3,231	0	3,231	0	89,124	0	0	0	6,211	12/29/2025	5.B GI
01370@-AA-6	ALCAMI CORPORATION - INITIAL TERM LOAN		04/01/2024	Direct		3,941	3,941	3,803	3,935	0	6	0	6	0	3,941	0	0	0	84	12/21/2028	3.B PL
01376*-AA-2	ALCO MANUFACTURING HOLDING CORPORATION -		04/01/2024	Direct		1,316	1,316	1,316	1,316	0	0	0	0	0	1,316	0	0	0	47	07/10/2024	4.C PL
01376*-AB-0	ALCO MANUFACTURING HOLDING CORPORATION -		05/17/2024	Direct		15,080	15,080	15,080	15,080	0	0	0	0	0	15,080	0	0	0	937	07/10/2024	5.B GI
01376*-AC-8	ALCO MANUFACTURING HOLDING CORPORATION -		04/01/2024	Direct		5,257	5,257	5,192	5,242	0	15	0	15	0	5,257	0	0	0	227	07/10/2024	4.C PL
01376*-AD-6	ALCO MANUFACTURING HOLDING CORPORATION -		04/01/2024	Direct		1,709	1,709	1,709	1,709	0	0	0	0	0	1,709	0	0	0	74	07/10/2024	4.C PL
01451*-AA-0	ALERA GROUP, INC. - INITIAL TERM LOAN		06/28/2024	Direct		1,797	1,797	1,779	1,795	0	1	0	1	0	1,797	0	0	0	100	10/02/2028	2.C PL
01451*-AB-8	ALERA GROUP, INC. - DELAYED DRAW TERM LO		06/28/2024	Direct		510	510	509	510	0	0	0	0	0	510	0	0	0	28	10/02/2028	2.C PL
01451*-AC-6	ALERA GROUP, INC. - 2021 DELAYED DRAW TE		06/28/2024	Direct		576	576	575	576	0	0	0	0	0	576	0	0	0	32	10/02/2028	2.C PL
01674*-AA-7	ALLCAT CLAIMS SERVICE, LLC - INITIAL TER		06/28/2024	Direct		2,148	2,148	2,123	2,145	0	2	0	2	0	2,148	0	0	0	158	07/07/2027	2.A PL
01674*-AB-5	ALLCAT CLAIMS SERVICE, LLC - DELAYED DRA		06/28/2024	Direct		4,203	4,203	4,172	4,203	0	0	0	0	0	4,203	0	0	0	365	07/07/2027	2.A PL
02053@-AA-8	ALORICA INC. - TERM LOAN		06/28/2024	Direct		57,005	57,005	55,481	56,800	0	205	0	205	0	57,005	0	0	0	4,090	12/21/2027	5.B GI
02082A-AL-8	ALPINE ACQUISITION CORP II - CLOSING DAT		04/01/2024	Direct		276	276	268	0	0	0	0	0	0	276	0	0	0	3	11/30/2026	4.B PL
02082A-AM-6	ALPINE ACQUISITION CORP II - FIRST AMEND		04/01/2024	Direct		3,121	3,121	3,059	3,118	0	3	0	3	0	3,121	0	0	0	121	11/30/2026	3.A PL
02082A-AP-9	ALPINE ACQUISITION CORP II - SECOND AMEN		04/01/2024	Direct		1,546	1,546	1,492	1,543	0	3	0	3	0	1,546	0	0	0	60	11/30/2026	3.A PL
02082A-AQ-7	ALPINE ACQUISITION CORP II - TERM A-2 LO		04/01/2024	Direct		1,586	1,586	1,522	1,582	0	4	0	4	0	1,586	0	0	0	61	11/30/2026	4.C PL
02369*-AA-5	AMERICAN ACHIEVEMENT CORPORATION - TERM		04/01/2024	Paydown		966	0	0	939	0	0	0	0	0	966	0	0	0	0	09/30/2026	6. PL
02369*-AB-3	AMERICAN ACHIEVEMENT CORPORATION - TERM		06/03/2024	Paydown		1,992	0	0	1,909	0	0	0	0	0	1,992	0	0	0	0	09/30/2026	5.B GI
02369*-AC-1	AMERICAN ACHIEVEMENT CORPORATION - TERM		06/03/2024	Paydown		206	0	0	193	0	0	0	0	0	206	0	0	0	0	09/30/2026	6. PL
02568@-AA-6	AMERICAN EQUIPMENT SYSTEMS LLC - INITIAL		04/01/2024	Direct		5,805	5,805	5,696	5,799	0	6	0	6	0	5,805	0	0	0	12	11/05/2026	3.A PL
02568@-AB-4	AMERICAN EQUIPMENT SYSTEMS LLC - INITIAL		06/28/2024	Direct		2,238	2,238	2,221	2,237	0	2	0	2	0	2,238	0	0	0	139	11/05/2026	3.A PL

E05.46

STATEMENT AS OF JUNE 30, 2024 OF THE Reliance Standard Life Insurance Company

SCHEDULE D - PART 4

Show All Long-Term Bonds and Stock Sold, Redeemed or Otherwise Disposed of During the Current Quarter

1	2	3	4	5	6	7	8	9	10	Change In Book/Adjusted Carrying Value					16	17	18	19	20	21	22
										11	12	13	14	15							
CUSIP Identification	Description	Foreign	Disposal Date	Name of Purchaser	Number of Shares of Stock	Consideration	Par Value	Actual Cost	Prior Year Book/Adjusted Carrying Value	Unrealized Valuation Increase/(Decrease)	Current Year's (Amortization)/Accretion	Current Year's Other Than Temporary Impairment Recognized	Total Change in Book/Adjusted Carrying Value (11 + 12 - 13)	Total Foreign Exchange Change in Book /Adjusted Carrying Value	Book/Adjusted Carrying Value at Disposal Date	Foreign Exchange Gain (Loss) on Disposal	Realized Gain (Loss) on Disposal	Total Gain (Loss) on Disposal	Bond Interest/Stock Dividends Received During Year	Stated Contractual Maturity Date	NAIC Designation, NAIC Designation Modifier and SVO Administrative Symbol
..02569*-AA-7	AMERICAN EQUIPMENT SYSTEMS LLC - SECOND		04/01/2024	Direct		2,089	2,089	2,056	2,087	0	2	0	2	0	2,089	0	0	0	4	11/05/2026	3.A PL
..02569*-AB-5	AMERICAN EQUIPMENT SYSTEMS LLC - SECOND		06/28/2024	Direct		718	718	712	718	0	0	0	0	0	718	0	0	0	45	11/05/2026	3.A PL
..02569*-AA-5	AMERICAN EQUIPMENT HOLDINGS, LLC - INCRE		04/01/2024	Direct		179	179	176	179	0	0	0	0	0	179	0	0	0	0	11/05/2026	5.B GI
..02968*-AA-2	AMERICAN SOCCER COMPANY, INCORPORATED -		06/28/2024	Direct		7,500	7,500	7,331	7,483	0	17	0	17	0	7,500	0	0	0	482	07/20/2027	3.A PL
..03078*-AF-1	AMERILIFE HOLDINGS LLC - DELAYED DRAW B		04/01/2024	Direct		137	137	136	114	0	0	0	0	0	137	0	0	0	3	03/18/2027	3.B GI
..03085*-AB-6	AMERIVET PARTNERS MANAGEMENT, INC. - DEL		06/28/2024	Direct		483	483	483	483	0	0	0	0	0	483	0	0	0	26	02/25/2028	3.B PL
..03768*-AJ-1	APEX SERVICE PARTNERS, LLC - TERM LOAN		06/28/2024	Direct		14,262	14,262	14,086	14,083	0	12	0	12	0	14,262	0	0	0	1,030	10/24/2030	3.C PL
..03782*-AF-5	APPFIRE TECHNOLOGIES, LLC - INITIAL TERM		06/28/2024	Direct		3,034	3,034	3,034	2,847	0	0	0	0	0	3,034	0	0	0	129	03/09/2027	3.B PL
..03832*-AA-6	APPVION, LLC - FIRST AMENDMENT TERM LOAN		04/01/2024	Direct		18,897	18,897	18,520	18,877	0	21	0	21	0	18,897	0	0	0	722	10/28/2027	4.A PL
..03832*-AB-4	APPVION, LLC - DELAYED DRAW TERM LOAN		04/01/2024	Direct		2,492	2,492	2,492	2,492	0	0	0	0	0	2,492	0	0	0	95	10/28/2027	4.A PL
..03852*-JV-3	ARAMARK SERVICES INC 1L TLB8 CL		06/27/2024	Redemption @ 100.00		251	251	251	0	0	0	0	0	251	0	0	0	0	4	06/24/2030	3.B FE
..45838*-AC-5	INTEGRATE.COM, INC. - FIRST AMENDMENT TE		04/11/2024	DIRECT		2,318	2,318	2,318	0	0	0	0	0	2,318	0	0	0	0	0	12/17/2027	5.B GI
..04638*-AA-6	ASTRO INTERMEDIATE II, LLC - REVOLVING L		05/24/2024	Direct		53,174	53,174	53,174	0	0	0	0	0	53,174	0	0	0	1,090	12/31/2025	4.B PL	
..04638*-AA-6	ASTRO INTERMEDIATE II, LLC - REVOLVING L		06/21/2024	Direct		21,270	21,270	21,270	0	0	0	0	0	21,270	0	0	0	0	0	12/31/2025	3.C PL
..04649*-AY-6	Asurion, LLC New B-9 Term Loans (eff 2/5		06/28/2024	Redemption @ 100.00		88	88	87	87	0	0	0	0	88	0	0	0	0	4	08/05/2025	4.A FE
..04887*-AA-6	ATLANTIC SQUARED SUPPLY LLC - EFFECTIVE		06/28/2024	Direct		119,916	119,916	117,530	119,317	0	257	0	257	0	119,916	0	0	0	6,630	05/28/2026	4.C
..04963*-AD-5	ATRIA HEALTH SOLUTIONS, INC. - ADDITIONA		06/28/2024	Direct		594	594	594	22	0	0	0	0	594	0	0	0	0	17	11/29/2024	5.A
..05355*-AA-6	AMERIVET PARTNERS MANAGEMENT, INC. - FUN		06/28/2024	Direct		1,749	1,749	1,732	1,748	0	1	0	1	0	1,749	0	0	0	96	02/25/2028	3.B PL
..05355*-AB-4	AMERIVET PARTNERS MANAGEMENT, INC. - DEL		06/28/2024	Direct		63	63	63	63	0	0	0	0	63	0	0	0	0	3	02/25/2028	3.B PL
..05597*-AB-2	BUH HOLDINGS III CORP. - INITIAL REVOLVI		06/25/2024	Direct		139,896	139,896	139,896	85,290	0	0	0	0	139,896	0	0	0	0	5,338	08/19/2025	3.B PL
..05597*-AC-0	BUH HOLDINGS III CORP. - INITIAL TERM LO		04/02/2024	Direct		3,609	3,609	3,543	3,606	0	3	0	3	0	3,609	0	0	0	183	08/19/2025	3.B PL
..05608*-AJ-2	BY LIGHT PROFESSIONAL IT SERVICES LLC -		06/28/2024	Direct		3,566	3,566	3,535	3,560	0	6	0	6	0	3,566	0	0	0	228	05/16/2025	4.B PL
..05608*-AK-9	BY LIGHT PROFESSIONAL IT SERVICES LLC -		06/28/2024	Direct		23,873	23,873	23,873	23,873	0	0	0	0	0	23,873	0	0	0	1,527	05/16/2025	4.B PL
..05636*-AA-5	BACKOFFICE ASSOCIATES HOLDINGS, LLC - IN		04/01/2024	Direct		16,237	16,237	15,904	16,211	0	26	0	26	0	16,237	0	0	0	550	04/30/2026	5.B GI
..05636*-AC-1	BACKOFFICE ASSOCIATES HOLDINGS, LLC - FI		04/01/2024	Direct		446	446	446	0	0	0	0	0	446	0	0	0	0	15	04/30/2026	5.B GI
..05639*-AB-4	BACKYARD LEISURE INTERMEDIATE HOLDINGS,		06/05/2024	DIRECT		259,274	259,274	257,978	0	0	552	0	552	0	258,530	0	744	744	346	10/17/2025	5.B GI
..065916*-AC-2	BANKER'S TOOLBOX, INC. - DELAYED DRAW TE		06/28/2024	Direct		106	106	106	106	0	0	0	0	106	0	0	0	0	6	07/27/2027	3.A PL
..065916*-AD-0	BANKER'S TOOLBOX, INC. - INITIAL TERM LO		06/28/2024	Direct		576	576	569	575	0	1	0	1	0	576	0	0	0	31	07/27/2027	3.A PL
..070140*-AN-1	Great Outdoors Group (Huntsman Holdings		06/05/2024	BANK/CHEM/OP/IPA, NY		74,333	74,239	72,939	73,082	0	120	0	120	0	73,202	0	1,131	1,131	2,803	03/06/2028	4.A FE
..07189*-AA-6	BAXTERS NORTH AMERICA, INC. - TERM LOAN		06/28/2024	Direct		719,801	712,812	694,064	714,918	0	1,101	0	1,101	0	719,801	0	0	0	27,396	05/31/2028	5.B IF
..07313*-AB-9	BAYSIDE OPO, LLC - TRANCHE A-1 TERM LOA		06/28/2024	Paydown		29,118	2,083	2,045	28,931	0	118	0	118	0	29,118	0	0	0	73	05/31/2026	4.B PL
..07313*-AC-7	BAYSIDE OPO, LLC - TRANCHE A-2 TERM LOA		06/28/2024	Paydown		836	737	690	790	0	0	0	0	0	836	0	0	0	0	05/31/2026	4.B PL
..07314*-AA-0	BAYSIDE PARENT, LLC - INITIAL TERM LOAN		06/28/2024	Paydown		12,589	0	0	12,589	0	0	0	0	0	12,589	0	0	0	0	05/31/2026	4.B PL
..07569*-AE-6	BECKETT COLLECTIBLES HOLDINGS, LLC - FOU		06/28/2024	Direct		3,770	3,770	3,770	3,770	0	0	0	0	0	3,770	0	0	0	178	12/07/2025	5.B GI
..07573*-AA-6	BECKLAR, LLC - INITIAL TERM B LOAN		06/28/2024	Direct		15,676	15,676	15,323	15,640	0	36	0	36	0	15,676	0	0	0	973	12/21/2026	4.B PL
..07573*-AB-4	BECKLAR, LLC - DELAYED DRAW TERM B LOAN		06/28/2024	Direct		13,586	13,586	13,502	13,587	0	(1)	0	(1)	0	13,586	0	0	0	693	12/21/2026	4.B PL
..07587*-AB-2	BECO HOLDING COMPANY, INC. - INITIAL TER		06/28/2024	Direct		13,786	13,786	13,652	13,415	0	9	0	9	0	13,786	0	0	0	748	11/02/2028	3.C PL
..08039*-AC-8	BELMONT INSTRUMENT, LLC - TERM LOAN		06/28/2024	Direct		4,527	4,527	4,481	4,523	0	4	0	4	0	4,527	0	0	0	265	08/19/2028	3.B PL
..08170*-AA-1	BENDON, INC. - REVOLVING LOAN		06/18/2024	Direct		440,352	440,352	440,352	0	0	0	0	0	440,352	0	0	0	0	27,952	12/11/2025	5.B GI
..08170*-AB-9	BENDON, INC. - TERM LOAN		06/28/2024	Direct		26,310	26,310	25,425	26,269	0	40	0	40	0	26,310	0	0	0	1,743	12/11/2025	5.B
..09224*-AA-5	BLACK ROCK COFFEE HOLDINGS, LLC - TERM L		06/28/2024	Direct		151,795	157,799	154,192	155,370	0	541	0	541	0	156,806	0	(5,011)	(5,011)	10,024	09/30/2026	5.B GI
..09259G*-AC-7	BLACKSTONE MORTGAGE TRUST, INC.		06/28/2024	Redemption @ 100.00		111	111	111	111	0	0	0	0	111	0	0	0	0	4	04/23/2026	3.C FE
..09582E*-AG-1	BLUE RIBBON, LLC TERM LOAN B (04/21) 1L1		06/20/2024	Redemption @ 100.00		3,125	3,125	3,047	3,076	0	5	0	5	0	3,082	0	43	43	125	05/08/2028	5.A FE
..09857*-AB-1	BONTERRA LLC - REVOLVING CREDIT LOAN		06/20/2024	Direct		86,667	86,667	86,667	0	0	0	0	0	86,667	0	0	0	0	1,130	09/08/2027	5.B GI
..10921*-AA-9	BRIGHT INTERNATIONAL, LLC - REVOLVING LO		04/05/2024	Direct		35,047	35,047	34,610	20,197	0	62	0	62	0	35,047	0	0	0	1,193	02/26/2026	4.C PL

E05.47

STATEMENT AS OF JUNE 30, 2024 OF THE Reliance Standard Life Insurance Company

SCHEDULE D - PART 4

Show All Long-Term Bonds and Stock Sold, Redeemed or Otherwise Disposed of During the Current Quarter

1	2	3	4	5	6	7	8	9	10	Change In Book/Adjusted Carrying Value					16	17	18	19	20	21	22
										11	12	13	14	15							
CUSIP Identification	Description	Foreign	Disposal Date	Name of Purchaser	Number of Shares of Stock	Consideration	Par Value	Actual Cost	Prior Year Book/Adjusted Carrying Value	Unrealized Valuation Increase/(Decrease)	Current Year's (Amortization)/Accretion	Current Year's Other Than Temporary Impairment Recognized	Total Change in Book/Adjusted Carrying Value (11 + 12 - 13)	Total Foreign Exchange Change in Book /Adjusted Carrying Value	Book/Adjusted Carrying Value at Disposal Date	Foreign Exchange Gain (Loss) on Disposal	Realized Gain (Loss) on Disposal	Total Gain (Loss) on Disposal	Bond Interest/Stock Dividends Received During Year	Stated Contractual Maturity Date	NAIC Designation, NAIC Designation Modifier and SVO Administrative Symbol
..10921#-AA-9	BRIGHT INTERNATIONAL, LLC - REVOLVING LO		06/21/2024	Direct		35,047	35,047	34,770	12,769	0	60	0	60	0	35,047	0	0	0	1,337	02/26/2026	5.A PL
..112013-A*-8	BRODER BROS., CO. - INITIAL NOTE		04/01/2024	Direct		19,229	19,229	19,229	19,229	0	0	0	0	0	19,229	0	0	0	564	12/04/2025	4.C
..12510M-AB-5	CCRR PARENT, INC.		06/28/2024	Redemption @ 100.00		250	250	249	249	0	0	0	0	0	249	0	1	1	12	03/06/2028	4.B FE
..12736*-AC-0	CCSL HOLDINGS, LLC - TERM LOAN		06/28/2024	Direct		1,717	1,717	1,685	1,714	0	3	0	3	0	1,717	0	0	0	0	0	0
..12736*-AD-8	CCSL HOLDINGS, LLC - DELAYED DRAW TERM L		06/28/2024	Direct		920	920	920	920	0	0	0	0	0	920	0	0	0	43	12/31/2026	2.C PL
..12736*-AE-6	CCSL HOLDINGS, LLC - SECOND AMENDMENT DD		06/28/2024	DIRECT		77,290	77,290	77,290	0	0	0	0	0	0	77,290	0	0	0	479	12/31/2028	5.B GI
..12736*-AF-3	CCSL HOLDINGS, LLC - DELAYED DRAW TERM L		06/28/2024	Direct		66	66	66	0	0	0	0	0	0	66	0	0	0	1	04/22/2028	5.B GI
..12738*-AA-2	CADENCE INTERMEDIATE II LLC - REVOLVING		05/07/2024	Direct		51,502	51,502	51,502	27,347	0	0	0	0	0	51,502	0	0	0	3,471	10/01/2025	4.A PL
..12738*-AB-0	CADENCE INTERMEDIATE II LLC - TERM LOAN		05/09/2024	Direct		39,188	39,188	38,450	36,491	0	58	0	58	0	39,037	0	151	151	1,811	10/01/2025	4.A PL
..12738*-AC-8	CADENCE INTERMEDIATE II LLC - ADDITIONAL		05/09/2024	Direct		4,651	4,651	4,530	4,356	0	11	0	11	0	4,625	0	26	26	2,616	10/01/2025	4.A PL
..12738*-AD-6	CADENCE INTERMEDIATE II LLC - SECOND ADD		05/09/2024	Direct		5,154	5,154	5,020	4,838	0	13	0	13	0	5,124	0	30	30	0	10/01/2025	4.A PL
..12738*-AE-4	CADENCE INTERMEDIATE II LLC - THIRD ADDI		05/09/2024	Direct		5,007	5,007	4,873	4,851	0	19	0	19	0	4,987	0	21	21	329	10/01/2025	4.A PL
..12738*-AF-1	CADENCE INTERMEDIATE II LLC - FOURTH ADD		05/09/2024	Direct		4,576	4,576	36,927	0	0	2	0	2	0	36,927	0	0	0	6	10/01/2027	5.B GI
..12745#-AB-9	CG GROUP HOLDINGS, LLC - INITIAL TERM LO		06/28/2024	Direct		1,789	1,789	1,771	1,760	0	1	0	1	0	1,789	0	0	0	181	07/19/2027	3.A PL
..12748#-AA-6	CI (QUERCUS) INTERMEDIATE HOLDINGS, LLC		04/01/2024	Direct		1,562	1,562	1,552	1,561	0	0	0	0	0	1,562	0	0	0	42	10/12/2028	2.C PL
..12748#-AC-2	CI (QUERCUS) INTERMEDIATE HOLDINGS, LLC		06/07/2001	DIRECT		22,001	22,001	22,001	0	0	0	0	0	0	22,001	0	0	0	1,702	10/12/2028	5.A PL
..12752#-AA-9	CGI AUTOMATED MANUFACTURING, LLC - TERM		06/28/2024	Direct		12,539	12,539	12,341	12,519	0	20	0	20	0	12,539	0	0	0	1,214	12/17/2026	2.C PL
..12752#-AB-7	CGI AUTOMATED MANUFACTURING, LLC - DDTL		06/28/2024	Direct		2,615	2,615	2,589	2,612	0	3	0	3	0	2,615	0	0	0	250	12/17/2026	2.C PL
..12752#-AF-8	CGI AUTOMATED MANUFACTURING, LLC - 2022		06/28/2024	Direct		1,092	1,092	1,070	1,090	0	2	0	2	0	1,092	0	0	0	104	12/17/2026	2.C PL
..12752#-AG-6	CGI AUTOMATED MANUFACTURING, LLC - FOURT		06/28/2024	Direct		6,936	6,936	6,825	6,923	0	13	0	13	0	6,936	0	0	0	662	12/17/2026	2.C PL
..12760#-AA-9	CC HDW BORROWER, INC. - INITIAL TERM LOA		06/28/2024	Direct		4,492	4,492	4,369	4,481	0	11	0	11	0	4,492	0	0	0	279	01/27/2028	4.B PL
..12765#-AA-6	CST HOLDING COMPANY - INITIAL TERM LOAN		06/28/2024	Direct		3,792	3,792	3,678	3,782	0	10	0	10	0	3,792	0	0	0	306	11/01/2028	4.B PL
..12778*-AA-3	CADMIUS GROUP LLC, THE - INITIAL TERM LOA		06/28/2024	Direct		24,384	24,384	23,714	24,329	0	55	0	55	0	24,384	0	0	0	1,313	02/16/2028	4.C PL
..12778*-AB-1	CADMIUS GROUP LLC, THE - REVOLVING LOAN		04/16/2024	Direct		57,039	57,039	57,039	26,475	0	0	0	0	0	57,039	0	0	0	1,838	02/16/2028	4.C PL
..12783#-AA-2	CSAT SOLUTIONS HOLDINGS LLC - TERM LOAN		06/28/2024	Direct		53,123	53,123	51,226	52,994	0	129	0	129	0	53,123	0	0	0	2,501	06/30/2028	4.C
..12783*-AA-6	CB NEPTUNE HOLDINGS, LLC - TERM LOAN A		04/01/2024	Direct		23,316	23,316	22,616	23,278	0	38	0	38	0	23,316	0	0	0	1,047	09/05/2028	4.C PL
..12783*-AC-2	CB NEPTUNE HOLDINGS, LLC - REVOLVING LOA		06/03/2024	Direct		111,027	111,027	105,475	110,553	0	474	0	474	0	111,027	0	0	0	7,952	09/05/2028	4.C PL
..12784*-AA-5	CSG BUYER, INC. - INITIAL TERM LOAN		05/17/2024	Direct		78,012	78,012	76,452	77,912	0	100	0	100	0	78,012	0	0	0	2,322	03/31/2028	5.B GI
..12868#-AF-9	CALCEUS ACQUISITION, INC. - INITIAL TERM		05/31/2024	Direct		16,710	16,710	16,209	16,666	0	44	0	44	0	16,710	0	0	0	501	08/15/2028	5.B GI
..13906#-AA-2	CANYONLANDS PURCHASER, LLC - INITIAL TER		06/28/2024	Direct		9,343	9,343	9,156	9,324	0	19	0	19	0	9,343	0	0	0	643	08/08/2028	4.B PL
..14073#-AM-1	CAPTIVE RESOURCES MIDCO, LLC - INITIAL T		06/28/2024	Direct		5,468	5,468	5,417	5,359	0	4	0	4	0	5,468	0	0	0	294	07/01/2029	3.B PL
..14677#-AA-7	CARTON PACKAGING BUYER, INC. - TERM LOAN		06/28/2024	Direct		6,125	6,125	6,004	6,113	0	12	0	12	0	6,125	0	0	0	354	10/30/2028	3.A PL
..14727#-AH-4	CASCADE ENVIRONMENTAL LLC - REVOLVING LO		04/11/2024	Direct		19,234	19,234	19,234	10,296	0	0	0	0	0	19,234	0	0	0	284	05/27/2027	4.B PL
..14727#-AJ-0	CASCADE ENVIRONMENTAL LLC - TERM LOAN		06/28/2024	Direct		5,123	5,123	5,020	5,113	0	10	0	10	0	5,123	0	0	0	310	05/27/2027	4.B PL
..14835*-AB-8	CAST-CRETE HOLDINGS, LLC - TERM LOAN		06/21/2024	Direct		164,504	164,504	161,618	164,191	0	313	0	313	0	164,504	0	0	0	7,759	11/29/2026	4.A PL
..14835*-AC-6	CAST-CRETE HOLDINGS, LLC - FIRST AMENDME		06/21/2024	Direct		28,662	28,662	28,089	28,586	0	76	0	76	0	28,662	0	0	0	1,387	11/29/2026	4.A PL
..15102#-AA-1	CELERION BUYER, INC. - INITIAL TERM LOAN		06/28/2024	Direct		24,312	24,312	23,948	24,286	0	26	0	26	0	24,312	0	0	0	1,530	11/05/2029	4.B PL
..15234#-AB-0	CENTR, LLC (AKA PROJECT IRON) - TERM LOA		04/01/2024	Direct		9,010	9,010	9,010	9,010	0	0	0	0	0	9,010	0	0	0	363	03/30/2027	5.B GI
..15651#-AB-4	CENTURY DISTRIBUTION SYSTEMS - TERM LOAN		04/01/2024	Direct		49,949	49,949	48,946	49,875	0	73	0	73	0	49,949	0	0	0	2,221	06/01/2026	4.C PL
..15655#-AA-2	CENTURY DISTRIBUTION SYSTEMS - ADDITIONA		04/01/2024	Direct		13,775	13,775	13,578	13,775	0	25	0	25	0	13,775	0	0	0	612	06/01/2026	4.C PL
..15655#-AB-0	CENTURY DISTRIBUTION SYSTEMS - SECOND AD		04/01/2024	Direct		14,411	14,411	13,978	14,381	0	29	0	29	0	14,411	0	0	0	641	06/01/2026	4.C PL
..16453#-AA-4	CHERRY BEKAERT ADVISORY LLC - DELAYED DR		06/28/2024	Direct		1,582	1,582	1,566	1,582	0	0	0	0	0	1,582	0	0	0	85	06/30/2028	5.B GI
..16453#-AB-2	CHERRY BEKAERT ADVISORY LLC - TERM B LOA		06/28/2024	Direct		3,877	3,877	3,799	3,870	0	6	0	6	0	3,877	0	0	0	209	06/30/2028	5.B GI
..16453#-AC-0	CHERRY BEKAERT ADVISORY LLC - REVOLVING		06/28/2024	DIRECT		94,937	94,937	94,937	0	0	0	0	0	0	94,937	0	0	0	4,175	06/30/2028	5.B GI
..16453#-AD-8	CHERRY BEKAERT ADVISORY LLC - AMENDMENT		06/28/2024	Direct		1,335	1,335	1,308	1,333	0	3	0	3	0	1,335	0	0	0	74	06/30/2028	5.B GI
..17115*-AG-1	CHRONICLE BIDCO INC. - REVOLVING CREDIT		06/28/2024	DIRECT		75,635	75,635	75,635	0	0	0	0	0	0	75,635	0	0	0	1,305	05/18/2029	4.C PL

E05.48

STATEMENT AS OF JUNE 30, 2024 OF THE Reliance Standard Life Insurance Company

SCHEDULE D - PART 4

Show All Long-Term Bonds and Stock Sold, Redeemed or Otherwise Disposed of During the Current Quarter

1	2	3	4	5	6	7	8	9	10	Change In Book/Adjusted Carrying Value					16	17	18	19	20	21	22
										11	12	13	14	15							
CUSIP Identification	Description	Foreign	Disposal Date	Name of Purchaser	Number of Shares of Stock	Consideration	Par Value	Actual Cost	Prior Year Book/Adjusted Carrying Value	Unrealized Valuation Increase/(Decrease)	Current Year's (Amortization)/Accretion	Current Year's Other Than Temporary Impairment Recognized	Total Change in Book/Adjusted Carrying Value (11 + 12 - 13)	Total Foreign Exchange Change in Book /Adjusted Carrying Value	Book/Adjusted Carrying Value at Disposal Date	Foreign Exchange Gain (Loss) on Disposal	Realized Gain (Loss) on Disposal	Total Gain (Loss) on Disposal	Bond Interest/Stock Dividends Received During Year	Stated Contractual Maturity Date	NAIC Designation, NAIC Designation Modifier and SVO Administrative Symbol
..17115*-AH-9	CHRONICLE BIDCO INC. - AMENDMENT NO. 4 D		06/28/2024	Direct		4,499	4,499	4,454	4,498	0	0	0	0	0	4,499	0	0	0	328	05/18/2029	3.B PL
..18504*-AA-1	CLEARLY CLEAN HOLDINGS LLC - INITIAL TER		04/01/2024	Direct		15,782	15,782	15,388	15,761	0	21	0	21	0	15,782	0	0	0	652	01/13/2028	5.B GI
..18946*-AC-1	CLOWNFISH ACQUISITION VEHICLE, INC. - AD		04/01/2024	Direct		135,177	135,956	134,937	0	0	81	0	81	0	135,526	0	(349)	(349)	1,471	05/31/2027	4.A PL
..19045*-AA-3	COASTAL FARM & HOME SUPPLY LLC - TERM LO		06/28/2024	Direct		47,336	47,336	46,878	47,259	0	77	0	77	0	47,336	0	0	0	2,702	02/23/2028	4.C PL
..19076*-AA-7	COBALT BUYER SUB, INC. - CLOSING DATE TE		06/28/2024	Direct		1,291	1,291	1,265	1,289	0	2	0	2	0	1,291	0	0	0	75	10/02/2028	3.A PL
..19076*-AB-5	COBALT BUYER SUB, INC. - DELAYED DRAW TE		06/28/2024	Direct		427	427	425	427	0	0	0	0	0	427	0	0	0	25	10/02/2028	3.A PL
..19076*-AD-1	COBALT BUYER SUB, INC. - AMENDMENT NO. 2		06/28/2024	Direct		349	349	336	347	0	1	0	1	0	349	0	0	0	20	10/02/2028	3.A PL
..19105*-AA-2	COBRA PURCHASER, LLC - REVOLVING LOAN		04/19/2024	Direct		46,319	46,319	42,433	36,712	0	9,607	0	9,607	0	46,319	0	0	0	(3,264)	10/02/2028	4.A PL
..19105*-AB-0	COBRA PURCHASER, LLC - TERM LOAN		06/28/2024	Direct		16,718	16,718	16,259	16,671	0	48	0	48	0	16,718	0	0	0	1,312	10/02/2028	4.A PL
..19627*-AA-1	COLOR INTERMEDIATE, LLC - TERM LOAN		06/28/2024	Direct		2,558	2,558	2,507	2,555	0	4	0	4	0	2,558	0	0	0	141	10/04/2029	3.B PL
..20337*-AQ-4	COMMSCOPE, INC. - INITIAL TERM LOAN		05/31/2024	DIRECT		2,095,031	2,387,500	2,383,208	2,386,110	0	233	0	233	0	2,386,343	0	(291,312)	(291,312)	69,939	04/06/2026	5.A FE
..20475*-AA-2	COMPREHENSIVE LOGISTICS CO.,LLC - TERM L		06/28/2024	Direct		15,295	15,295	14,950	0	0	44	0	44	0	15,295	0	0	0	349	03/26/2026	5.B GI
..20475*-AB-0	COMPREHENSIVE LOGISTICS CO.,LLC - REVOLV		06/26/2024	Direct		437,913	437,913	437,913	0	0	0	0	0	0	437,913	0	0	0	3,532	03/26/2026	5.B GI
..20937*-AA-0	CONSOLIDATED INFORMATION SERVICES SOLUTI		06/28/2024	Direct		30,892	30,892	30,892	30,892	0	0	0	0	0	30,892	0	0	0	1,448	03/12/2026	4.C PL
..20937*-AB-8	CONSOLIDATED INFORMATION SERVICES SOLUTI		06/28/2024	Direct		7,208	7,208	7,208	7,208	0	0	0	0	0	7,208	0	0	0	338	03/12/2026	4.C PL
..21835*-AA-1	CORCENTRIC, LLC - EIGHTH AMENDMENT TERM		06/28/2024	Direct		71,094	71,094	70,027	70,992	0	102	0	102	0	71,094	0	0	0	3,398	05/09/2027	4.C
..22175*-AB-9	COTTON HOLDINGS, INC. - FIFTH AMENDMENT		06/04/2024	Direct		467,835	474,823	466,513	467,233	0	655	0	655	0	467,888	0	(53)	(53)	12,035	06/30/2026	4.A PL
..22175*-AC-7	COTTON HOLDINGS, INC. - EXISTING TERM LO		06/04/2024	Direct		18,693	18,693	18,693	0	0	0	0	0	18,693	0	0	0	0	657	06/30/2026	4.A PL
..22357*-AA-7	LENDERLIVE SERVICES, LLC - REVOLVER		05/13/2024	Direct		236,195	236,195	236,195	232,457	0	0	0	0	236,195	0	0	0	0	3,764	04/11/2025	6. PL
..22357*-AB-5	COVIUS SERVICES, LLC - TERM LOAN		04/30/2024	Direct		344,058	344,058	344,058	339,138	0	0	0	0	344,058	0	0	0	0	4,944	04/11/2025	6. PL
..22357*-AB-5	LENDERLIVE SERVICES, LLC - OPOC TERM LOA		06/03/2024	Paydown		104	0	0	0	0	0	0	0	104	0	0	0	0	0	12/31/2026	5.B GI
..22357*-AC-3	COVIUS SERVICES, LLC - SECOND AMENDMENT		04/30/2024	Direct		140,954	140,954	140,954	139,856	0	0	0	0	140,954	0	0	0	0	1,109	04/11/2025	6. PL
..22357*-AD-1	COVIUS SERVICES, LLC - DELAYED DRAW TERM		04/30/2024	Direct		1,846,020	1,855,888	1,819,762	1,828,092	0	3,432	0	3,432	0	1,845,992	0	29	29	11,528	04/11/2025	6. PL
..22357*-AD-1	LENDERLIVE SERVICES, LLC - HOLDCO TERM L		06/03/2024	Paydown		69	0	0	0	0	0	0	0	69	0	0	0	0	0	06/30/2027	5.B GI
..22357*-AE-9	COVIUS SERVICES, LLC - DELAYED DRAW TERM		04/30/2024	Direct		189,418	190,430	186,723	187,578	0	352	0	352	0	189,415	0	3	3	1,183	04/11/2025	6. PL
..22357*-AE-9	LENDERLIVE SERVICES, LLC - HOLDCO TERM L		06/03/2024	Paydown		12	0	0	0	0	0	0	0	12	0	0	0	0	0	06/30/2027	5.B GI
..22881*-AA-2	CRUNCH HOLDINGS, LLC - CLOSING DATE TERM		06/28/2024	Direct		13,086	13,086	12,812	13,069	0	17	0	17	0	13,086	0	0	0	597	06/27/2025	4.C PL
..23285*-AA-6	D&D BUYER, LLC - EFFECTIVE DATE TERM LOA		06/28/2024	Direct		4,750	4,750	4,621	4,737	0	13	0	13	0	4,750	0	0	0	297	10/04/2028	5.B GI
..23363*-AB-5	DRS HOLDINGS III, INC. - INITIAL TERM LO		05/09/2024	Direct		3,674	3,674	3,593	3,669	0	5	0	5	0	3,674	0	0	0	109	11/01/2025	3.A PL
..23363*-AB-5	DRS HOLDINGS III, INC. - INITIAL TERM LO		06/28/2024	Direct		5,051	5,051	4,940	5,042	0	9	0	9	0	5,051	0	0	0	300	11/01/2025	4.A PL
..23363*-AC-3	DRS HOLDINGS III, INC. - 2021 TERM LOAN		06/28/2024	Direct		8,492	8,492	8,407	8,483	0	8	0	8	0	8,492	0	0	0	397	11/01/2025	3.A PL
..23368*-AE-6	DP FLORES HOLDINGS, LLC - TERM A LOAN		06/28/2024	Direct		4,107	4,107	4,035	4,102	0	4	0	4	0	4,107	0	0	0	241	09/23/2028	3.B PL
..23368*-AF-3	DP FLORES HOLDINGS, LLC - GENERAL DELAYE		06/28/2024	Direct		632	632	632	632	0	0	0	0	632	0	0	0	0	33	09/23/2028	3.B PL
..23758*-AA-9	DATA AXLE, INC. - TERM LOAN		06/28/2024	Direct		84,437	84,437	82,115	84,227	0	211	0	211	0	84,437	0	0	0	5,771	01/20/2028	4.C PL
..23946*-AA-7	DAXKO ACQUISITION CORPORATION - DELAYED		06/28/2024	Direct		12	12	12	12	0	0	0	0	12	0	0	0	0	1	10/16/2028	3.B PL
..23946*-AB-5	DAXKO ACQUISITION CORPORATION - REVOLVIN		06/28/2024	DIRECT		73,396	73,396	73,396	0	0	0	0	0	73,396	0	0	0	0	508	10/15/2027	3.B PL
..23946*-AC-3	DAXKO ACQUISITION CORPORATION - CLOSING		06/28/2024	Direct		2,337	2,337	2,314	2,335	0	2	0	2	0	2,337	0	0	0	129	10/16/2028	3.B PL
..23946*-AD-1	DAXKO ACQUISITION CORPORATION - DDTL-1 (06/28/2024	Direct		196	196	194	196	0	0	0	0	196	0	0	0	0	11	10/16/2028	3.B PL
..24531*-AC-8	DEL REAL, LLC - TERM LOAN		06/28/2024	Direct		18,147	18,147	17,653	18,052	0	49	0	49	0	18,147	0	0	0	1,702	03/28/2028	3.C PL
..24822*-AC-8	DENALI MIDCO 2, LLC - INITIAL TERM LOAN		06/28/2024	Direct		2,332	2,332	2,308	2,330	0	2	0	2	0	2,332	0	0	0	156	12/22/2027	3.C PL
..24822*-AD-6	DENALI MIDCO 2, LLC - DDTL-1		06/28/2024	Direct		69	69	68	69	0	0	0	0	69	0	0	0	0	5	12/22/2027	3.C PL
..24822*-AE-4	DENALI MIDCO 2, LLC - DDTL-2		06/28/2024	Direct		86	86	86	86	0	0	0	0	86	0	0	0	0	6	12/22/2027	3.C PL
..24822*-AF-1	DENALI MIDCO 2, LLC - DDTL-3		06/28/2024	Direct		138	138	137	138	0	0	0	0	138	0	0	0	0	7	12/22/2027	3.C PL
..24822*-AG-9	DENALI MIDCO 2, LLC - DDTL-4		06/28/2024	Direct		114	114	114	114	0	0	0	0	114	0	0	0	0	5	12/22/2027	3.C PL
..24822*-AH-7	DENALI MIDCO 2, LLC - DDTL-5		06/28/2024	Direct		171	171	171	171	0	0	0	0	171	0	0	0	0	11	12/22/2027	3.C PL
..24822*-AJ-3	DENALI MIDCO 2, LLC - DDTL-6		06/28/2024	Direct		98	98	98	98	0	0	0	0	98	0	0	0	0	7	12/22/2027	3.C PL

E05.49

STATEMENT AS OF JUNE 30, 2024 OF THE Reliance Standard Life Insurance Company

SCHEDULE D - PART 4

Show All Long-Term Bonds and Stock Sold, Redeemed or Otherwise Disposed of During the Current Quarter

1	2	3	4	5	6	7	8	9	10	Change In Book/Adjusted Carrying Value					16	17	18	19	20	21	22
										11	12	13	14	15							
CUSIP Identification	Description	Foreign	Disposal Date	Name of Purchaser	Number of Shares of Stock	Consideration	Par Value	Actual Cost	Prior Year Book/Adjusted Carrying Value	Unrealized Valuation Increase/(Decrease)	Current Year's (Amortization)/Accretion	Current Year's Other Than Temporary Impairment Recognized	Total Change in Book/Adjusted Carrying Value (11 + 12 - 13)	Total Foreign Exchange Change in Book /Adjusted Carrying Value	Book/Adjusted Carrying Value at Disposal Date	Foreign Exchange Gain (Loss) on Disposal	Realized Gain (Loss) on Disposal	Total Gain (Loss) on Disposal	Bond Interest/Stock Dividends Received During Year	Stated Contractual Maturity Date	NAIC Designation, NAIC Designation Modifier and SVO Administrative Symbol
..24822@-AK-0	DENALI MIDCO 2, LLC - DDTL-7		06/28/2024	Direct		570	570	570	570	0	0	0	0	0	570	0	0	0	38	12/22/2027	3.C PL
..24822@-AL-8	DENALI MIDCO 2, LLC - DDTL-8		06/28/2024	Direct		104	104	104	104	0	0	0	0	0	104	0	0	0	7	12/22/2027	3.C PL
..24822@-AM-6	DENALI MIDCO 2, LLC - DDTL-9		06/28/2024	Direct		71	71	71	71	0	0	0	0	0	71	0	0	0	5	12/22/2027	3.C PL
..24822@-AN-4	DENALI MIDCO 2, LLC - 2022 INCREMENTAL T		06/28/2024	Direct		135	135	131	134	0	0	0	0	0	135	0	0	0	9	12/22/2027	3.C PL
..24822@-AP-9	DENALI MIDCO 2, LLC - 2022 INCREMENTAL D		06/28/2024	Direct		12,118	12,118	12,118	5,128	0	0	0	0	0	12,118	0	0	0	334	12/22/2027	3.C PL
..24822@-AQ-7	DENALI MIDCO 2, LLC - 2022 INCREMENTAL D		06/28/2024	Direct		36	36	36	36	0	0	0	0	0	36	0	0	0	2	12/22/2027	3.C PL
..24822@-AR-5	DENALI MIDCO 2, LLC - 2022 INCREMENTAL D		06/28/2024	Direct		18	18	18	18	0	0	0	0	0	18	0	0	0	1	12/22/2027	3.C PL
..24822@-AT-1	DENALI MIDCO 2, LLC - 2022-4 INCREMENTAL		06/28/2024	Direct		72	72	72	72	0	0	0	0	0	72	0	0	0	4	12/22/2027	3.C PL
..25248@-AA-5	DIAGNOSTIC SERVICES HOLDINGS, INC. - INI		04/01/2024	Direct		1,210	1,210	1,210	1,210	0	0	0	0	0	1,210	0	0	0	45	03/15/2025	5.B GI
..25248@-AB-3	DIAGNOSTIC SERVICES HOLDINGS, INC. - REV		06/26/2024	Direct		700,712	700,712	700,654	387,229	0	6	0	6	0	700,712	0	0	0	28,590	03/15/2025	5.B GI
..25248@-AC-1	DIAGNOSTIC SERVICES HOLDINGS, INC. - DEL		04/01/2024	Direct		88	88	88	88	0	0	0	0	0	88	0	0	0	3	03/15/2025	5.B GI
..25248@-AD-9	DIAGNOSTIC SERVICES HOLDINGS, INC. - ADD		04/01/2024	Direct		9	9	9	9	0	0	0	0	0	9	0	0	0	0	03/15/2025	5.B GI
..25248@-AE-7	DIAGNOSTIC SERVICES HOLDINGS, INC. - ADD		04/01/2024	Direct		222	222	220	222	0	0	0	0	0	222	0	0	0	8	03/15/2025	5.B GI
..25248@-AF-4	DIAGNOSTIC SERVICES HOLDINGS, INC. - SEC		04/01/2024	Direct		780	780	776	779	0	0	0	0	0	780	0	0	0	29	03/15/2025	5.B GI
..25248@-AG-2	DIAGNOSTIC SERVICES HOLDINGS, INC. - THI		04/01/2024	Direct		78	78	78	78	0	0	0	0	0	78	0	0	0	3	03/15/2025	5.B GI
..25388@-AA-7	DIGITAL RIVER, INC. - REVOLVING A LOAN		06/13/2024	Direct		2,568,810	2,570,772	2,570,772	0	0	(1,962)	0	(1,962)	0	2,568,810	0	0	0	13,065	06/30/2025	6. PL
..25388@-AA-5	DIGITAL RIVER, INC. - REVOLVING B LOAN		06/28/2024	DIRECT		4,224,232	4,224,232	4,224,232	0	0	0	0	0	0	4,224,232	0	0	0	25,475	06/30/2025	6. PL
..25403@-AA-4	DILIGENT CORPORATION (FKA DIAMOND MERGER		04/30/2024	DIRECT		329,859	329,859	329,859	163,077	0	0	0	0	0	329,859	0	0	0	10,194	08/04/2025	3.C PL
..25403@-AB-2	DILIGENT CORPORATION (FKA DIAMOND MERGER		04/30/2024	Direct		7,388,053	7,388,053	7,388,053	7,388,053	0	0	0	0	0	7,388,053	0	0	0	439,169	08/04/2025	3.C PL
..25403@-AT-3	DILIGENT CORPORATION (FKA DIAMOND MERGER		04/30/2024	Direct		489,753	489,753	484,855	487,986	0	1,767	0	1,767	0	489,753	0	0	0	27,873	08/04/2025	3.C PL
..25403@-AU-0	DILIGENT CORPORATION (FKA DIAMOND MERGER		04/30/2024	Direct		1,796,541	1,796,541	1,778,575	1,789,924	0	6,617	0	6,617	0	1,796,541	0	0	0	102,246	08/04/2025	3.C PL
..25403@-AV-8	DILIGENT CORPORATION (FKA DIAMOND MERGER		04/30/2024	Direct		5,287	5,287	4,796	5,092	0	195	0	195	0	5,287	0	0	0	314	08/04/2025	3.C PL
..25403@-AX-4	DILIGENT CORPORATION (FKA DIAMOND MERGER		04/30/2024	Direct		8,386	8,386	8,386	8,386	0	0	0	0	0	8,386	0	0	0	498	08/04/2025	3.C PL
..26634@-AB-5	DURA-SUPREME, LLC - INITIAL TERM LOAN		05/17/2024	Direct		89,705	89,705	88,836	89,626	0	79	0	79	0	89,705	0	0	0	4,336	05/31/2026	4.A PL
..26634@-AC-3	DURA-SUPREME, LLC - ADDITIONAL TERM LOAN		05/17/2024	Direct		66,632	66,632	66,252	66,597	0	35	0	35	0	66,632	0	0	0	3,221	05/31/2026	4.A PL
..26634@-AD-1	DURA-SUPREME, LLC - SECOND ADDITIONAL TE		05/17/2024	Direct		51,789	51,789	51,609	51,765	0	24	0	24	0	51,789	0	0	0	2,503	05/31/2026	4.A PL
..26862@-AB-8	EIS OPERATING ENTERPRISES, LLC - INITIAL		04/01/2024	Direct		4,832	4,832	4,714	4,826	0	6	0	6	0	4,832	0	0	0	209	07/16/2026	4.B PL
..26862@-AC-6	EIS OPERATING ENTERPRISES, LLC - ADDITIO		04/01/2024	Direct		1,194	1,194	1,194	1,194	0	0	0	0	0	1,194	0	0	0	52	07/16/2026	4.B PL
..26862@-AD-4	EIS OPERATING ENTERPRISES, LLC - SECOND		04/01/2024	Direct		907	907	885	905	0	2	0	2	0	907	0	0	0	39	07/16/2026	4.B PL
..26862@-AA-8	EIS LEGACY, LLC - CLOSING DATE TERM LOAN		06/28/2024	Direct		13,851	13,851	13,633	13,837	0	14	0	14	0	13,851	0	0	0	591	11/01/2027	2.C PL
..26862@-AE-0	EIS LEGACY, LLC - 2023 INCREMENTAL TERM		06/28/2024	Direct		40	40	39	40	0	0	0	0	0	40	0	0	0	2	11/01/2027	4.B PL
..26889@-AA-7	ERC TOPCO HOLDINGS, LLC - ACCRUED PIK IN		04/01/2024	Direct		48	48	48	0	0	0	0	0	48	0	0	0	0	1	11/09/2028	4.A PL
..26909@-AA-5	ESN VENTURE HOLDINGS, LLC - INITIAL TERM		06/28/2024	Direct		1,995	1,995	1,971	1,993	0	2	0	2	0	1,995	0	0	0	120	10/07/2028	3.B PL
..26909@-AB-3	ESN VENTURE HOLDINGS, LLC - DELAYED DRAW		04/01/2024	Direct		51,264	51,264	51,264	51,264	0	0	0	0	0	51,264	0	0	0	1,610	10/07/2028	5.B GI
..26909@-AB-3	ESN VENTURE HOLDINGS, LLC - DELAYED DRAW		06/28/2024	Direct		180	180	180	0	0	0	0	0	0	180	0	0	0	4	10/07/2028	3.B PL
..26909@-AD-9	ESN VENTURE HOLDINGS, LLC - DDTL-1		06/28/2024	Direct		876	877	877	500	0	0	0	0	0	876	0	0	0	21	10/07/2028	3.B PL
..26952@-AF-8	EAGLE FAMILY FOODS GROUP LLC - INITIAL R		05/14/2024	Direct		158,992	158,992	158,992	0	0	0	0	0	0	158,992	0	0	0	4,301	07/01/2028	4.A PL
..26952@-AF-8	EAGLE FAMILY FOODS GROUP LLC - INITIAL R		06/12/2024	Paydown		81,256	79,496	79,496	0	0	730	0	730	0	81,256	0	0	0	0	07/03/2028	4.A PL
..26952@-AG-6	EAGLE FAMILY FOODS GROUP LLC - INITIAL T		05/22/2024	Direct		30,228	30,228	29,473	30,205	0	23	0	23	0	30,228	0	0	0	929	07/01/2028	4.A PL
..26952@-AG-6	EAGLE FAMILY FOODS GROUP LLC - INITIAL T		06/28/2024	Direct		30,228	30,228	29,473	29,890	0	339	0	339	0	30,228	0	0	0	(1,796)	07/03/2028	4.A PL
..27033@-AE-0	EARTHLINK, LLC - ADDITIONAL TERM LOAN		04/01/2024	Direct		11,561	11,561	11,561	11,561	0	0	0	0	0	11,561	0	0	0	510	04/01/2026	4.A PL
..29102@-AB-5	EMERALD TECHNOLOGIES (U.S.) ACQUISITIONC		06/28/2024	Direct		6,380	6,380	6,248	6,368	0	12	0	12	0	6,380	0	0	0	384	12/29/2027	4.C FE
..29102@-AC-3	EMERALD TECHNOLOGIES (U.S.) ACQUISITIONC		05/23/2024	Direct		110,805	110,805	110,801	57,737	0	3	0	3	0	110,805	0	0	0	1,724	12/29/2026	4.C FE
..29255@-AB-7	ENCOMPASS DIGITAL MEDIA, LLC - REVOLVING		04/01/2024	Paydown		224	5	(5)	217	0	0	0	0	224	0	0	0	0	0	09/28/2025	6.
..29409@-AA-2	ENVIROTECH SERVICES, LLC - TERM LOAN		06/28/2024	Direct		6,125	6,125	5,987	0	0	11	0	11	0	6,125	0	0	0	237	01/18/2029	4.C
..29670@-AB-4	ESSENTIAL SERVICES HOLDING CORPORATION -		06/17/2024	Direct		508,463	508,463	507,271	507,452	0	1,012	0	1,012	0	508,463	0	0	0	41,257	11/16/2026	3.B PL

E05.50

STATEMENT AS OF JUNE 30, 2024 OF THE Reliance Standard Life Insurance Company

SCHEDULE D - PART 4

Show All Long-Term Bonds and Stock Sold, Redeemed or Otherwise Disposed of During the Current Quarter

1	2	3	4	5	6	7	8	9	10	Change In Book/Adjusted Carrying Value					16	17	18	19	20	21	22	
										11	12	13	14	15								
CUSIP Identification	Description	Foreign	Disposal Date	Name of Purchaser	Number of Shares of Stock	Consideration	Par Value	Actual Cost	Prior Year Book/Adjusted Carrying Value	Unrealized Valuation Increase/(Decrease)	Current Year's (Amortization)/Accretion	Current Year's Other Than Temporary Impairment Recognized	Total Change in Book/Adjusted Carrying Value (11 + 12 - 13)	Total Foreign Exchange Change in Book /Adjusted Carrying Value	Book/Adjusted Carrying Value at Disposal Date	Foreign Exchange Gain (Loss) on Disposal	Realized Gain (Loss) on Disposal	Total Gain (Loss) on Disposal	Bond Interest/Stock Dividends Received During Year	Stated Contractual Maturity Date	NAIC Designation, NAIC Designation Modifier and SVO Administrative Symbol	
..29670*-AC-2	ESSENTIAL SERVICES HOLDING CORPORATION -		06/17/2024	Direct		102,050	102,050	102,050	81,640	0	0	0	0	0	102,050	0	0	0	8,274	11/17/2025	3.B PL	
..30066@-AB-2	EXADEL, INC. - INITIAL TERM LOAN		04/01/2024	Direct		8,762	8,762	8,522	8,749	0	13	0	13	0	8,762	0	0	0	391	03/02/2026	4.B PL	
..30190C-AC-4	FB ACQUISITION LLC - REVOLVING CREDIT LO		06/28/2024	Paydown		3,533	3,533	3,533	3,533	0	536	0	536	0	3,755	0	0	0	92	04/07/2028	5.B GI	
..30226*-AA-9	EXTREME PLASTICS PLUS HOLDINGS LLC - TER		04/01/2024	Direct		34,516	34,516	33,963	34,516	0	0	0	0	0	34,516	0	0	0	864	03/31/2025	2.A PL	
..30226*-AB-7	EXTREME PLASTICS PLUS HOLDINGS LLC - CAP		04/01/2024	Direct		7,724	7,724	7,745	7,724	0	0	0	0	0	7,724	0	0	0	3,062	03/31/2025	2.A PL	
..30308@-AB-0	FSK PALLET HOLDING CORP. - SIXTH INCREME		06/28/2024	Direct		6,316	6,316	6,127	6,292	0	24	0	24	0	6,316	0	0	0	380	12/23/2026	2.B PL	
..30311*-AA-5	FR VISION HOLDINGS, INC. - INITIAL TERM		06/28/2024	Direct		2,549	2,549	2,523	2,549	0	2	0	2	0	2,549	0	0	0	68	01/20/2031	3.B PL	
..30311*-AB-3	FR VISION HOLDINGS, INC. - INITIAL DOTL		06/28/2024	Direct		215	215	215	215	0	0	0	0	0	215	0	0	0	7	01/20/2031	3.B PL	
..30323K-AC-6	FR REFUEL LLC 1L TLB CL		06/28/2024	Redemption @ 100.00		279	279	279	279	0	0	0	0	0	279	0	0	0	14	11/02/2028	4.C FE	
..31190*-AA-9	FASTENER DISTRIBUTION HOLDINGS, LLC - TE		06/28/2024	Direct		148	148	148	147	0	0	0	0	0	148	0	0	0	9	10/01/2025	4.C	
..31190*-AC-5	FASTENER DISTRIBUTION HOLDINGS, LLC - TH		06/28/2024	Direct		55	55	55	55	0	0	0	0	0	55	0	0	0	3	10/01/2025	5.B GI	
..31452*-AA-6	FENIX INTERMEDIATE LLC - DELAYED DRAW TE		06/28/2024	Direct		282,848	282,848	282,841	282,841	0	0	0	0	0	282,848	0	0	0	0	03/28/2029	5.B GI	
..31452*-AB-4	FENIX INTERMEDIATE LLC - DELAYED DRAW TE		06/27/2024	DIRECT		1,577,979	1,577,979	1,577,979	1,577,979	0	0	0	0	0	0	0	0	0	0	0	03/26/2029	5.B GI
..31452*-AC-2	FENIX INTERMEDIATE LLC - TERM LOAN		06/28/2024	Direct		10,201	10,201	9,891	10,201	0	16	0	16	0	10,201	0	0	0	0	0	03/26/2029	5.B GI
..31758@-AA-5	FINANCIAL-INFORMATION-TECHNOLOGIES, LLC		06/28/2024	Direct		10,510	10,510	10,405	10,502	0	8	0	8	0	10,510	0	0	0	952	06/28/2030	3.A PL	
..33852*-AA-4	FLASH TOPCO, INC. (AKA BEVERLY MERGER SU		06/26/2024	Direct		21,480	21,480	21,480	21,480	0	0	0	0	0	21,480	0	0	0	996	10/26/2028	3.A PL	
..33852*-AB-2	FLASH TOPCO, INC. (AKA BEVERLY MERGER SU		06/28/2024	Direct		1,370	1,370	1,357	1,369	0	1	0	1	0	1,370	0	0	0	60	10/26/2028	3.A PL	
..34078*-AA-0	FLORIDA MARINE, L.L.C. - TERM B LOAN		06/28/2024	Direct		707,753	707,753	687,862	706,005	0	1,748	0	1,748	0	707,753	0	0	0	38,769	03/17/2028	4.C PL	
..34354*-AA-9	FLOWORKS INTERNATIONAL LLC - TERM LOAN		05/01/2024	Direct		47,069	47,069	45,892	46,986	0	83	0	83	0	47,069	0	0	0	2,535	01/20/2028	4.A PL	
..34433*-AA-4	FOLLETT HOLDINGS 2022-1, LLC - TERM LOAN		06/28/2024	Direct		16,105	16,105	15,786	15,937	0	23	0	23	0	16,105	0	0	0	976	02/01/2027	5.B GI	
..34637*-AA-4	FORMERRA, LLC - INITIAL TERM LOAN		06/28/2024	Direct		16,013	16,013	15,493	15,970	0	43	0	43	0	16,013	0	0	0	1,033	11/01/2028	4.A PL	
..34637*-AB-2	FORMERRA, LLC - INITIAL DOTL LOAN		06/28/2024	Direct		641	641	633	641	0	0	0	0	0	641	0	0	0	54	11/01/2028	4.A PL	
..34955*-AH-7	FORTIS SOLUTIONS GROUP, LLC - DELAYED DR		06/28/2024	Direct		8	8	8	8	0	0	0	0	0	8	0	0	0	1	10/13/2028	2.C PL	
..34955*-AJ-3	FORTIS SOLUTIONS GROUP, LLC - CLOSING DA		06/28/2024	Direct		2,998	2,998	2,952	2,996	0	2	0	2	0	2,998	0	0	0	249	10/13/2028	2.C PL	
..34955*-AL-8	FORTIS SOLUTIONS GROUP, LLC - FIRST AMEN		06/28/2024	Direct		165	165	165	165	0	0	0	0	0	165	0	0	0	16	10/13/2028	3.C PL	
..35042*-AC-6	FOUNDATION CONSUMER BRANDS, LLC - FIRST		05/02/2024	Direct		14,003	14,003	13,880	13,992	0	11	0	11	0	14,003	0	0	0	426	02/12/2027	2.C PL	
..35042*-AE-2	FOUNDATION CONSUMER BRANDS, LLC - 2023 T		05/02/2024	Direct		7,610	7,610	7,382	7,588	0	22	0	22	0	7,610	0	0	0	122	02/12/2027	5.B GI	
..35091@-AA-2	4 OVER INTERNATIONAL, LLC - TERM LOAN (2		06/28/2024	Direct		23,742	23,742	23,267	23,670	0	72	0	72	0	23,742	0	0	0	1,722	12/07/2026	4.B PL	
..35091@-AA-2	4 OVER INTERNATIONAL, LLC - TERM LOAN (2		06/28/2024	Direct		17,406	17,406	16,971	17,340	0	66	0	66	0	17,406	0	0	0	1,355	12/07/2026	4.B PL	
..35180@-AA-4	FRANCHISE EQUITY PARTNERS, LP, SERIES 1		06/06/2024	Direct		3,685	3,685	3,685	3,685	0	0	0	0	0	3,685	0	0	0	0	10/29/2027	5.B GI	
..35180@-AB-2	FRANCHISE EQUITY PARTNERS, LP, SERIES 1		06/06/2024	Direct		3,685	3,685	3,685	3,685	0	0	0	0	0	3,685	0	0	0	0	10/29/2027	5.B GI	
..36116@-AC-7	FINALSITE HOLDINGS, INC. - TERM LOAN		06/28/2024	Direct		9,245	9,245	9,037	9,234	0	11	0	11	0	9,245	0	0	0	405	10/01/2029	5.B GI	
..36215*-AA-3	GC CHAMPION ACQUISITION LLC - INITIAL TE		06/28/2024	Direct		3,299	3,299	3,233	3,294	0	6	0	6	0	3,299	0	0	0	197	08/21/2028	3.C PL	
..36215*-AB-1	GC CHAMPION ACQUISITION LLC - DELAYED DR		06/28/2024	Direct		916	916	907	916	0	0	0	0	0	916	0	0	0	55	08/21/2028	3.C PL	
..36215*-AC-9	GC CHAMPION ACQUISITION LLC - PISTON ACO		06/28/2024	Direct		4,937	4,937	4,789	4,923	0	15	0	15	0	4,937	0	0	0	301	08/21/2028	3.C PL	
..36255@-AB-0	GS HVAM INTERMEDIATE, LLC - REVOLVING LO		05/20/2024	Direct		678,604	678,604	678,604	667,779	0	0	0	0	0	678,604	0	0	0	32,254	04/02/2025	4.C PL	
..36255@-AD-6	GS HVAM INTERMEDIATE, LLC - ADDITIONAL T		06/28/2024	Direct		836	836	823	836	0	4	0	4	0	836	0	0	0	69	04/02/2025	4.C PL	
..36255@-AE-4	GS HVAM INTERMEDIATE, LLC - SECOND ADDIT		06/28/2024	Direct		153,448	153,448	153,448	153,448	0	0	0	0	0	153,448	0	(1,560)	(1,560)	6,354	04/02/2025	4.C PL	
..36259*-AJ-1	GS ACQUISITIONCO, INC. - INITIAL TERM LO		06/28/2024	Direct		14,696	14,696	14,566	14,682	0	14	0	14	0	14,696	0	0	0	845	05/25/2028	3.B PL	
..36259*-AL-6	GS ACQUISITIONCO, INC. - SEVENTH SUPLEME		06/28/2024	Direct		34	34	34	34	0	0	0	0	0	34	0	0	0	1	05/25/2028	3.B PL	
..36265*-AA-2	GP MIDCO, L.L.C. - TERM LOAN		06/28/2024	Direct		344,311	344,311	340,377	343,711	0	600	0	600	0	344,311	0	0	0	23,376	10/09/2025	5.B GI	
..36457*-AB-7	GALWAY BORROWER LLC - REVOLVING LOAN		05/17/2024	Direct		231,960	231,960	231,960	231,960	0	0	0	0	0	231,960	0	0	0	3,250	09/29/2028	4.B PL	
..36457*-AD-3	GALWAY BORROWER LLC - CLOSING DATE TERM		06/28/2024	Direct		21,031	21,031	20,689	21,006	0	24	0	24	0	21,031	0	0	0	1,133	09/29/2028	3.B PL	
..36783*-AB-3	GATEWAY US HOLDINGS, INC. - 2022-1 INCRE		06/28/2024	Direct		6,629	6,629	6,563	6,616	0	13	0	13	0	6,629	0	0	0	578	09/22/2026	2.C PL	
..37363*-AB-5	GEORGICA PINE CLOTHIERS, LLC - TERM LOAN		06/20/2024	Direct		23,924	23,924	23,367	23,923	0	1	0	1	0	23,924	0	0	0	1,351	09/30/2024	3.A PL	
..37363*-AC-3	GEORGICA PINE CLOTHIERS, LLC - CLOSING D		06/28/2024	Direct		243	243	237	243	0	0	0	0	0	243	0	0	0	21	09/30/2024	3.A PL	

EO5.51

STATEMENT AS OF JUNE 30, 2024 OF THE Reliance Standard Life Insurance Company

SCHEDULE D - PART 4

Show All Long-Term Bonds and Stock Sold, Redeemed or Otherwise Disposed of During the Current Quarter

1	2	3	4	5	6	7	8	9	10	Change In Book/Adjusted Carrying Value					16	17	18	19	20	21	22
										11	12	13	14	15							
CUSIP Identification	Description	Foreign	Disposal Date	Name of Purchaser	Number of Shares of Stock	Consideration	Par Value	Actual Cost	Prior Year Book/Adjusted Carrying Value	Unrealized Valuation Increase/(Decrease)	Current Year's (Amortization)/Accretion	Current Year's Other Than Temporary Impairment Recognized	Total Change in Book/Adjusted Carrying Value (11 + 12 - 13)	Total Foreign Exchange Change in Book /Adjusted Carrying Value	Book/Adjusted Carrying Value at Disposal Date	Foreign Exchange Gain (Loss) on Disposal	Realized Gain (Loss) on Disposal	Total Gain (Loss) on Disposal	Bond Interest/Stock Dividends Received During Year	Stated Contractual Maturity Date	NAIC Designation, NAIC Designation Modifier and SVO Administrative Symbol
..37363#-AD-1	GEORGICA PINE CLOTHIERS, LLC - SECOND AM		06/28/2024	Direct		170	170	165	170	0	0	0	0	0	170	0	0	0	15	09/30/2024	3.A PL
..37363#-AE-9	GEORGICA PINE CLOTHIERS, LLC - THIRD AME		06/28/2024	Direct		10,378	10,378	10,116	10,377	0	0	0	0	0	10,378	0	0	0	592	09/30/2024	3.A PL
..374237#-A@-4	GERSON LEHRMAN GROUP, INC. - 2024 TERM L		05/30/2024	DIRECT		3,945,467	3,968,542	3,942,678	0	0	2,529	0	2,529	0	3,945,207	0	260	260	91,023	12/13/2027	5.B GI
..37476Y-AB-8	GIBSON BRANDS 1L TLB CL		06/28/2024	Redemption @ 100.00		250	250	248	248	0	0	0	0	0	249	0	1	1	14	06/23/2028	5.A FE
..38036@-AC-0	GOETTL HOME SERVICES, LLC - TERM LOAN A		06/28/2024	Direct		893	893	884	892	0	1	0	1	0	893	0	0	0	72	12/10/2027	3.A PL
..38036@-AD-8	GOETTL HOME SERVICES, LLC - DELAYED DRAW		06/28/2024	Direct		114	114	114	114	0	0	0	0	0	114	0	0	0	6	12/10/2027	3.A PL
..38036@-AE-6	GOETTL HOME SERVICES, LLC - DELAYED DRAW		06/28/2024	Direct		130	130	130	130	0	0	0	0	0	130	0	0	0	7	12/10/2027	3.A PL
..38036@-AF-3	GOETTL HOME SERVICES, LLC - DELAYED DRAW		06/28/2024	Direct		97	97	97	97	0	0	0	0	0	97	0	0	0	4	12/10/2027	5.B GI
..38528#-AA-7	GRAND CIRCLE HOLDINGS, LLC - TERM LOAN (06/28/2024	Direct		16,065	16,065	15,858	16,064	0	1	0	1	0	16,065	0	0	0	1,072	02/26/2026	5.B GI
..38528#-AA-7	GRAND CIRCLE HOLDINGS, LLC - TERM LOAN (06/28/2024	Direct		16,065	16,065	15,858	16,033	0	32	0	32	0	16,065	0	0	0	1,072	02/26/2026	5.B GI
..39037*-AA-3	GREAT DAY IMPROVEMENTS, LLC - FIFTH AMEN		06/13/2024	Direct		2,582,146	2,613,408	2,535,006	2,535,570	0	47,046	0	47,046	0	2,582,455	0	(309)	(309)	158,399	12/29/2027	4.A PL
..39037*-AB-1	GREAT DAY IMPROVEMENTS, LLC - SECOND AME		06/13/2024	Direct		1,298,751	1,298,751	1,259,789	1,268,251	0	30,500	0	30,500	0	1,298,751	0	0	0	86,120	12/29/2027	4.A PL
..39037*-AC-9	GREAT DAY IMPROVEMENTS, LLC - FOURTH AME		06/13/2024	Direct		272,222	277,763	269,430	269,798	0	7,019	0	7,019	0	276,817	0	(4,595)	(4,595)	25,892	12/29/2027	4.A PL
..40135@-AA-0	GUARDIAN DENTISTRY PRACTICE MANAGEMENT,		06/28/2024	Direct		149,508	149,508	147,266	149,354	0	154	0	154	0	149,508	0	0	0	6,644	12/29/2026	3.A PL
..40135@-AB-8	GUARDIAN DENTISTRY PRACTICE MANAGEMENT,		06/28/2024	Direct		285,294	285,294	284,148	285,288	0	6	0	6	0	285,294	0	0	0	12,685	12/29/2026	5.A
..40135@-AC-6	GUARDIAN DENTISTRY PRACTICE MANAGEMENT,		06/28/2024	Direct		89,208	89,208	89,208	89,208	0	0	0	0	0	89,208	0	0	0	3,974	08/20/2026	5.B GI
..40178#-AC-2	GUIDED PRACTICE SOLUTIONS DENTAL, LLC -		06/28/2024	Direct		3,932	3,932	3,817	0	0	0	0	0	3,932	0	0	0	134	11/24/2026	5.B GI	
..40248@-AA-4	GULF PACIFIC ACQUISITION, LLC - TERM LOA		06/28/2024	Direct		6,607	6,607	6,502	6,598	0	9	0	9	0	6,607	0	0	0	574	09/29/2028	2.B PL
..40248@-AB-2	GULF PACIFIC ACQUISITION, LLC - DELAYED		06/28/2024	Direct		429	429	424	429	0	0	0	0	0	429	0	0	0	29	09/29/2028	2.B PL
..40331@-AA-2	GUSMER ENTERPRISES, INC. - TERM LOAN A		06/28/2024	Direct		147,830	147,830	145,352	147,621	0	210	0	210	0	147,830	0	0	0	6,379	05/07/2027	4.C
..40331@-AB-0	GUSMER ENTERPRISES, INC. - DELAYED DRAW		06/28/2024	Direct		216,328	216,328	214,837	216,190	0	137	0	137	0	216,328	0	0	0	9,297	05/07/2027	4.C
..40331@-AB-0	GUSMER ENTERPRISES, INC. - 1ST AMENDMENT		06/28/2024	Direct		60,450	60,450	59,966	60,400	0	50	0	50	0	60,450	0	0	0	2,598	05/07/2027	4.C
..41766#-AB-0	HARVEY GULF HOLDINGS LLC - TERM LOAN B 2		05/01/2024	Direct		154,293	154,293	154,190	0	0	1	0	1	0	154,293	0	0	0	4,294	01/19/2027	5.B GI
..42257*-AB-8	HEALTHPRO HOLDINGS INC. - REVOLVING LOAN		06/28/2024	Direct		196,263	196,263	196,066	145,836	0	33	0	33	0	196,263	0	0	0	8,348	03/09/2026	4.B PL
..42257*-AC-6	HEALTHPRO HOLDINGS INC. - ADDITIONAL TER		04/01/2024	Direct		1,353	1,353	1,316	1,351	0	2	0	2	0	1,353	0	0	0	55	03/09/2026	4.B PL
..42958#-AG-5	HIGGINBOTHAM INSURANCE AGENCY, INC. - AM		06/28/2024	Direct		3,899	3,899	3,889	2,595	0	0	0	0	0	3,899	0	0	0	193	11/24/2028	3.B PL
..42958#-AH-3	HIGGINBOTHAM INSURANCE AGENCY, INC. - AM		06/28/2024	Direct		63	63	63	0	0	0	0	0	0	63	0	0	0	97	11/24/2028	5.B GI
..43455#-AB-2	HOFFMASTER GROUP, INC. - TERM LOAN		04/01/2024	Direct		47,816	47,816	45,972	47,713	0	104	0	104	0	47,816	0	0	0	2,154	02/24/2028	5.B GI
..44804@-AB-0	HUSKIES PARENT, INC. - CLOSING DATE TERM		06/28/2024	Direct		3,310	3,310	3,244	3,306	0	5	0	5	0	3,310	0	0	0	184	11/03/2028	4.C PL
..44861@-AA-2	HY CITE ENTERPRISES, LLC - LOAN		06/28/2024	Direct		66,400	66,400	64,408	66,123	0	277	0	277	0	66,400	0	0	0	5,161	11/10/2026	5.B GI
..44938*-AA-3	ICIMS, INC. - INTEREST DDTL		05/22/2024	Direct		86,372	86,372	86,372	0	0	0	0	0	0	86,372	0	0	0	0	08/18/2028	4.B PL
..44938*-AA-3	ICIMS, INC. - INTEREST DDTL		05/22/2024	Direct		31,806	31,806	31,806	0	0	0	0	0	0	31,806	0	0	0	0	08/18/2028	4.B PL
..44938*-AB-1	ICIMS, INC. - REVOLVING LOAN		04/30/2024	Direct		60,561	60,561	60,561	60,561	0	0	0	0	0	60,561	0	0	0	5,462	08/18/2028	4.B PL
..44938*-AB-1	ICIMS, INC. - REVOLVING LOAN		04/30/2024	Direct		19,940	19,940	19,940	19,940	0	0	0	0	0	19,940	0	0	0	1,799	08/18/2028	4.B PL
..44938*-AC-9	ICIMS, INC. - TERM LOAN		05/22/2024	Direct		31,070	62,558	61,595	28,117	0	125	0	125	0	31,070	0	0	0	7,952	08/18/2028	4.B PL
..4495@-AB-7	IF&P HOLDING COMPANY, LLC - DELAYED DRAW		06/28/2024	Direct		610	610	610	610	0	0	0	0	0	610	0	0	0	49	10/03/2028	4.C
..4495@-A#-9	IG INVESTMENTS HOLDINGS, LLC - THIRD AME		06/28/2024	Direct		72	72	72	72	0	0	0	0	0	72	0	0	0	4	09/22/2028	3.B PL
..4495@-A@-1	IG INVESTMENTS HOLDINGS, LLC - REVOLVING		06/28/2024	Direct		22,779	22,779	22,779	0	0	0	0	0	0	22,779	0	0	0	900	09/22/2027	3.C PL
..45030@-AC-1	ISQ HAIKEYE HOLDCO, INC. - REVOLVING LOA		04/01/2024	Direct		1,042,222	1,042,222	1,027,110	0	0	0	0	0	0	1,042,222	0	0	0	18,142	08/17/2028	5.B GI
..45074#-AA-0	IXM HOLDINGS, INC. - REVOLVING LOAN		06/11/2024	Direct		224,960	224,960	224,960	0	0	0	0	0	0	224,960	0	0	0	1,243	12/14/2029	4.A PL
..45074#-AB-8	IXM HOLDINGS, INC. - INITIAL TERM LOAN		04/15/2024	DIRECT		2,018,447	2,079,834	2,027,838	2,028,655	0	2,422	0	2,422	0	2,031,077	0	(12,630)	(12,630)	61,869	12/14/2029	4.A PL
..45633@-AB-4	INDUSTRIAL SERVICE SOLUTIONS WC, INC. -		04/01/2024	Direct		11,181	11,181	10,902	11,167	0	14	0	14	0	11,181	0	0	0	469	12/14/2027	4.B PL
..45720@-AA-0	INHABITIQ HOLDCO, INC (FKA PB-VB HOLDCO		06/28/2024	Direct		23,864	23,864	23,625	23,837	0	26	0	26	0	23,864	0	0	0	989	07/24/2025	2.C PL
..45720@-AB-8	INHABITIQ HOLDCO, INC (FKA PB-VB HOLDCO		06/28/2024	Direct		6,818	6,818	6,750	6,810	0	9	0	9	0	6,818	0	0	0	437	07/24/2025	2.C PL
..45720@-AC-6	INHABITIQ HOLDCO, INC (FKA PB-VB HOLDCO		06/28/2024	Direct		373	373	369	372	0	1	0	1	0	373	0	0	0	24	07/24/2025	2.C PL
..45773#-AA-4	INNOVAK INDUSTRIES, INC. - DELAYED DRAW		06/27/2024	Direct		7,656	7,656	7,595	7,649	0	7	0	7	0	7,656	0	0	0	357	03/05/2027	2.B PL

E05.52

STATEMENT AS OF JUNE 30, 2024 OF THE Reliance Standard Life Insurance Company

SCHEDULE D - PART 4

Show All Long-Term Bonds and Stock Sold, Redeemed or Otherwise Disposed of During the Current Quarter

1	2	3	4	5	6	7	8	9	10	Change In Book/Adjusted Carrying Value					16	17	18	19	20	21	22	
										11	12	13	14	15								
CUSIP Ident-ification	Description	For-foreign	Disposal Date	Name of Purchaser	Number of Shares of Stock	Consid-eration	Par Value	Actual Cost	Prior Year Book/ Adjusted Carrying Value	Unrealized Valuation Increase/ (Decrease)	Current Year's (Amor-tization)/ Accretion	Current Year's Other Than Temporary Impairment Recogn-ized	Total Change in Book/ Adjusted Carrying Value (11 + 12 - 13)	Total Foreign Exchange Change in Book /Adjusted Carrying Value	Book/ Adjusted Carrying Value at Disposal Date	Foreign Exchange Gain (Loss) on Disposal	Realized Gain (Loss) on Disposal	Total Gain (Loss) on Disposal	Bond Interest/ Stock Dividends Received During Year	Stated Con-tractual Maturity Date	NAIC Design-ation, NAIC Design-ation Modifier and SVO Admini-strative Symbol	
..45773#-AB-2	INNPAK INDUSTRIES, INC. - CLOSING DATE		06/27/2024	Direct		3,589	3,589	3,486	3,579	0	10	0	10	0	3,589	0	0	0	221	03/05/2027	2.B PL	
..45784#-AA-3	INNPAK INDUSTRIES, INC. - FIRST AMENDME		06/27/2024	Direct		593	593	583	592	0	1	0	1	0	593	0	0	0	26	03/05/2027	2.B PL	
..45835*-AB-2	SMART CHEMICAL SOLUTIONS, LLC - TERM LOA		05/03/2024	Direct		1,393,830	1,393,830	1,372,194	1,384,805	0	56	0	56	0	1,393,830	0	0	0	84,830	12/10/2025	5.C	
..45835*-AB-2	SMART CHEMICAL SOLUTIONS, LLC - TERM LOA		06/24/2024	Direct		186,516	186,516	183,626	184,550	0	467	0	467	0	186,516	0	0	0	14,291	12/10/2025	5.B GI	
..45836*-AL-9	INTEGRITY MARKETING ACQUISITION, LLC - A		06/28/2024	Direct		1,033	1,033	1,028	1,033	0	0	0	0	0	1,033	0	0	0	32	08/27/2026	3.C PL	
..45836*-AN-5	INTEGRITY MARKETING ACQUISITION, LLC - A		06/28/2024	Direct		10,074	10,074	9,898	10,050	0	24	0	24	0	10,074	0	0	0	454	08/27/2026	5.B GI	
..45886A-AA-9	INTERMAP HOLDING LLC - TERM LOAN		05/03/2024	Direct		394,214	394,214	394,214	376,635	0	0	0	0	0	394,214	0	0	0	23,106	07/31/2028	5.B GI	
..46115#-AA-1	INTEVA PRODUCTS, LLC - INITIAL TERM LOAN		06/28/2024	Direct		17,637	17,637	17,448	12,555	0	25	0	25	0	17,637	0	0	0	857	06/27/2025	4.B PL	
..46115#-AB-9	INTEVA PRODUCTS, LLC - FIRST AMENDMENT T		06/28/2024	Direct		8,785	8,785	8,699	5,740	0	12	0	12	0	8,785	0	0	0	417	06/27/2025	4.B PL	
..46115#-AC-7	INTEVA PRODUCTS, LLC - SIXTH AMENDMENT T		06/28/2024	Direct		17,852	17,852	17,589	13,119	0	35	0	35	0	17,852	0	0	0	875	06/27/2025	4.B PL	
..46446#-AA-9	ISLAND ENERGY SERVICES, LLC - INITIAL TE		06/28/2024	Direct		29,526	29,526	29,007	29,442	0	84	0	84	0	29,526	0	0	0	2,042	03/12/2026	3.B PL	
..46446#-AA-9	ISLAND ENERGY SERVICES, LLC - INITIAL TE		06/28/2024	Direct		29,526	29,526	29,007	29,442	0	84	0	84	0	29,526	0	0	0	2,042	03/12/2026	3.B PL	
..46446#-AA-9	ISLAND ENERGY SERVICES, LLC - DELAYED DR		06/28/2024	Direct		15,221	15,221	14,764	15,216	0	5	0	5	0	15,221	0	0	0	579	03/12/2026	3.B PL	
..46446#-AC-5	ISLAND ENERGY SERVICES, LLC - SECOND AME		06/28/2024	Direct		13,771	13,771	13,358	13,702	0	69	0	69	0	13,771	0	0	0	952	03/12/2026	3.B PL	
..46650K-AB-7	JP INTERMEDIATE B, LLC - INITIAL TERM LO		05/14/2024	Paydown		262,064	0	262,064	0	0	0	0	0	262,064	0	0	0	0	0	11/15/2025	5.B GI	
..46663*-AA-9	JACK COOPER VENTURES, INC. - INITIAL TER		04/11/2024	Direct		83,533	83,533	81,378	83,533	0	0	0	0	0	83,533	0	0	0	4,155	06/27/2025	5.C	
..46663*-AA-9	JACK COOPER VENTURES, INC. - INITIAL TER		04/11/2024	Direct		2,155	2,155	937	0	0	0	0	0	2,155	0	0	0	0	91	06/27/2025	5.C PL	
..46663P-C*-4	JACK COOPER VENTURES, INC. - DELAYED DRA		04/11/2024	Direct		20,467	20,467	10,088	0	0	0	0	0	20,467	0	0	0	0	1,138	06/27/2025	5.C PL	
..47009#-AA-8	JAGUAR PARENT, INC. - INITIAL TERM LOAN		06/28/2024	Direct		7,562	7,562	7,562	7,543	0	19	0	19	0	7,562	0	0	0	541	08/31/2027	4.B PL	
..47009#-AB-6	JAGUAR PARENT, INC. - INITIAL DELAYED DR		06/28/2024	Direct		1,977	1,977	1,928	1,900	0	0	0	0	0	1,977	0	0	0	203	08/31/2027	4.B PL	
..47009#-AC-4	JAGUAR PARENT, INC. - REVOLVING LOAN		05/30/2024	Direct		152,101	152,101	152,101	0	0	0	0	0	152,101	0	0	0	0	227	08/31/2027	4.B PL	
..47014#-AA-1	JAM CITY, INC. - CLOSING DATE TERM LOAN		06/28/2024	Direct		6,310	6,310	6,260	6,305	0	5	0	5	0	6,310	0	0	0	402	08/27/2027	5.B GI	
..47770#-AA-5	JOBANDTALENT USA, INC. - INITIAL FACILIT		06/28/2024	Direct		213,100	213,100	209,969	212,408	0	692	0	692	0	213,100	0	0	0	15,461	02/18/2025	5.B GI	
..48027*-AA-6	JONES INDUSTRIAL HOLDINGS, INC. - TERM A		06/28/2024	Direct		24,593	24,593	23,763	24,507	0	86	0	86	0	24,593	0	0	0	1,737	07/31/2028	5.B GI	
..48027*-AB-4	JONES INDUSTRIAL HOLDINGS, INC. - DELAYE		06/28/2024	Direct		6,148	6,148	6,056	0	0	7	0	7	0	6,148	0	0	0	(65,246)	07/31/2028	5.B GI	
..48240#-AE-5	K2 PURE SOLUTIONS NOCAL, L.P. - TERM LOA		04/01/2024	Direct		40,921	40,921	39,694	0	0	43	0	43	0	40,921	0	0	0	782	07/30/2028	5.B GI	
..48240#-AE-5	K2 PURE SOLUTIONS NOCAL, L.P. - TERM LOA		06/28/2024	Direct		2,285,349	2,349,484	2,279,000	0	0	6,524	0	6,524	0	2,285,349	0	(297)	(297)	94,779	07/30/2028	4.B PL	
..48262H-AC-8	WELLFUL INC. - INITIAL TERM LOAN (FIRST		06/28/2024	Direct		14,622	14,622	14,183	14,583	0	38	0	38	0	14,622	0	0	0	1,162	04/21/2027	5.A FE	
..48773#-AA-8	KELLERMAYER BERGENSONS SERVICES, LLC - 1		04/01/2024	Direct		756,532	756,532	756,532	0	0	0	0	0	756,532	0	0	0	0	11,448	11/07/2026	4.A PL	
..48773#-AB-6	KELLERMAYER BERGENSONS SERVICES, LLC - 2		04/01/2024	Direct		166,444	166,444	166,444	0	0	0	0	0	166,444	0	0	0	0	2,519	11/07/2026	4.A PL	
..48773#-AC-4	KELLERMAYER BERGENSONS SERVICES, LLC - 2		04/01/2024	Direct		230,548	230,548	230,548	0	0	0	0	0	230,548	0	0	0	0	3,489	11/07/2026	4.A PL	
..48773#-AF-7	KELLERMAYER BERGENSONS SERVICES, LLC - A		04/30/2024	Direct		886,465	1,437,185	907,149	0	0	3,823	0	3,823	0	886,664	0	(199)	(199)	(3,624)	11/06/2028	5.B GI	
..48773#-AF-7	KELLERMAYER BERGENSONS SERVICES, LLC - A		04/30/2024	Paydown		1,678	0	0	0	0	0	0	0	1,678	0	0	0	0	0	0	11/06/2028	5.B GI
..48773#-AH-3	KELLERMAYER BERGENSONS SERVICES, LLC - A		06/28/2024	Direct		3,351	3,351	3,319	0	0	0	0	0	3,351	0	0	0	0	0	0	11/06/2028	5.B GI
..49913#-AA-9	KNITWELL BORROWER LLC - CLOSING DATE TER		05/06/2024	Direct		233,861	233,861	226,845	233,052	0	809	0	809	0	233,861	0	0	0	16,074	07/28/2027	3.A PL	
..49913#-AC-5	KNITWELL BORROWER LLC - AMENDMENT NO. 1		05/06/2024	Direct		119,197	119,197	114,429	0	0	447	0	447	0	119,197	0	0	0	5,181	07/28/2027	5.B GI	
..50012#-AA-5	KODIAK CAKES, LLC - REVOLVING LOAN		06/28/2024	Direct		4,463	4,463	4,463	4,350	0	113	0	113	0	4,463	0	0	0	355	06/30/2026	3.B PL	
..50012#-AB-3	KODIAK CAKES, LLC - INITIAL TERM LOAN		06/28/2024	Direct		742	742	736	181	0	0	0	0	742	0	0	0	0	7	06/30/2027	3.B PL	
..50178#-AB-6	ESTRELLA MEDIA, INC. - TERM LOAN		04/17/2024	Direct		2,829,379	2,941,484	2,941,484	2,941,484	0	0	0	0	2,941,484	0	(112,104)	(112,104)	0	0	10/15/2024	5.B GI	
..50178#-AB-6	ESTRELLA MEDIA, INC. - TERM LOAN		04/17/2024	Direct		1,447,107	1,504,444	1,504,444	1,504,444	0	0	0	0	1,504,444	0	(57,337)	(57,337)	0	0	10/15/2024	5.B GI	
..52630#-AA-5	LENOX HOLDINGS, INC. - INITIAL TERM LOAN		06/28/2024	Direct		60,602	60,602	59,390	60,473	0	129	0	129	0	60,602	0	0	0	4,809	07/08/2027	4.C	
..53229#-AF-7	LIGHT WAVE DENTAL MANAGEMENT, LLC - TERM		06/28/2024	Direct		5,000	5,000	4,880	4,990	0	10	0	10	0	5,000	0	0	0	469	06/30/2029	5.B	
..53272#-AA-6	LIMINEX, INC. - REVOLVING LOAN		05/08/2024	Direct		2,278,124	2,278,124	2,278,124	0	0	0	0	0	2,278,124	0	0	0	0	356	11/16/2026	4.C PL	
..54624#-AA-9	LOUISIANA FISH FRY PRODUCTS, LTD. - REVO		04/30/2024	Direct		5,200	5,200	5,163	5,193	0	8	0	8	0	5,200	0	0	0	183	07/30/2027	3.B PL	
..54624#-AB-7	LOUISIANA FISH FRY PRODUCTS, LTD. - INIT		06/28/2024	Direct		702	702	695	701	0	1	0	1	0	702	0	0	0	63	07/30/2027	3.B PL	
..54959#-AA-2	LUCKY US BUYERCO LLC - TERM B LOAN		06/28/2024	Direct		5,125	5,125	4,941	5,121	0	4	0	4	0	5,125	0	0	0	166	03/29/2029	5.B GI	

E05.53

STATEMENT AS OF JUNE 30, 2024 OF THE Reliance Standard Life Insurance Company

SCHEDULE D - PART 4

Show All Long-Term Bonds and Stock Sold, Redeemed or Otherwise Disposed of During the Current Quarter

1	2	3	4	5	6	7	8	9	10	Change In Book/Adjusted Carrying Value					16	17	18	19	20	21	22
										11	12	13	14	15							
CUSIP Identification	Description	Foreign	Disposal Date	Name of Purchaser	Number of Shares of Stock	Consideration	Par Value	Actual Cost	Prior Year Book/Adjusted Carrying Value	Unrealized Valuation Increase/(Decrease)	Current Year's (Amortization)/Accretion	Current Year's Other Than Temporary Impairment Recognized	Total Change in Book/Adjusted Carrying Value (11 + 12 - 13)	Total Foreign Exchange Change in Book /Adjusted Carrying Value	Book/Adjusted Carrying Value at Disposal Date	Foreign Exchange Gain (Loss) on Disposal	Realized Gain (Loss) on Disposal	Total Gain (Loss) on Disposal	Bond Interest/Stock Dividends Received During Year	Stated Contractual Maturity Date	NAIC Designation, NAIC Designation Modifier and SVO Administrative Symbol
..54959#-AB-0	LUCKY US BUYERCO LLC - REVOLVING CREDIT		06/28/2024	Paydown		3,842	0	0	0	0	0	0	0	0	3,842	0	0	0	0	03/29/2029	5.B GI
..55067#-AF-7	LUX CREDIT CONSULTANTS LLC - INITIAL TER		06/05/2024	DIRECT		309,084	309,084	295,934	0	0	1,896	0	1,896	0	298,146	0	10,938	10,938	0	05/01/2028	5.B GI
..55067#-AG-5	LUX CREDIT CONSULTANTS LLC - DELAYED DRA		06/05/2024	DIRECT		33,251	33,251	33,251	0	0	0	0	0	0	33,251	0	0	0	192	05/01/2028	5.B GI
..55292H-AL-7	MLN US HOLDCO LLC - INITIAL TERM LOAN (T		04/19/2024	Paydown		49,382	0	49,382	0	0	0	0	0	0	49,382	0	0	0	0	10/18/2027	6. FE
..55392*-AC-4	MBS SERVICES HOLDINGS, LLC - FIRST AMEND		06/28/2024	Direct		1,008	1,008	988	1,002	0	2	0	2	0	1,008	0	0	0	63	02/26/2026	4.C PL
..55392*-AD-2	MBS SERVICES HOLDINGS, LLC - FIRST AMEND		06/28/2024	Direct		1,679	1,679	1,663	1,671	0	2	0	2	0	1,679	0	0	0	104	02/26/2026	4.C PL
..55392*-AE-0	MBS SERVICES HOLDINGS, LLC - FIFTH AMEND		06/28/2024	Direct		13,908	13,908	13,636	13,817	0	38	0	38	0	13,908	0	0	0	860	02/26/2026	4.C PL
..55398@-AA-0	MOP GM HOLDING, LLC - DELAYED DRAW TERM		06/28/2024	Direct		123	123	123	123	0	0	0	0	0	123	0	0	0	10	11/24/2026	3.B PL
..55398@-AC-6	MOP GM HOLDING, LLC - INITIAL TERM LOAN		06/28/2024	Direct		1,558	1,558	1,533	1,556	0	2	0	2	0	1,558	0	0	0	133	11/24/2026	3.B PL
..55398@-AD-4	MOP GM HOLDING, LLC - DELAYED DRAW TERM		06/28/2024	Direct		330	330	330	330	0	0	0	0	0	330	0	0	0	14	11/24/2026	3.B PL
..55398@-AE-2	MOP GM HOLDING, LLC - SUPPLEMENTAL DELAY		06/28/2024	Direct		201	201	201	201	0	0	0	0	0	201	0	0	0	9	11/24/2026	3.B PL
..55398@-AF-9	MOP GM HOLDING, LLC - SUPPLEMENTAL DELAY		06/28/2024	Direct		367	367	367	367	0	0	0	0	0	367	0	0	0	16	11/24/2026	3.B PL
..55398@-AG-7	MOP GM HOLDING, LLC - SUPPLEMENTAL DELAY		06/28/2024	Direct		219	219	217	218	0	0	0	0	0	219	0	0	0	9	11/24/2026	3.B PL
..55398@-AH-5	MOP GM HOLDING, LLC - SUPPLEMENTAL DELAY		06/28/2024	Direct		21	21	21	21	0	0	0	0	0	21	0	0	0	1	11/24/2026	3.B PL
..55398@-AJ-1	MOP GM HOLDING, LLC - SUPPLEMENTAL DELAY		06/28/2024	Direct		73	73	73	73	0	0	0	0	0	73	0	0	0	4	11/24/2026	3.B PL
..55398@-AK-6	MOP GM HOLDING, LLC - SUPPLEMENTAL TERM		06/28/2024	Direct		548	548	543	548	0	1	0	1	0	548	0	0	0	31	11/24/2026	3.B PL
..55398@-AM-4	MOP GM HOLDING, LLC - SECOND SUPPLEMENTA		06/28/2024	Direct		151	151	151	151	0	0	0	0	0	151	0	0	0	9	11/24/2026	3.B PL
..55398@-AN-2	MOP GM HOLDING, LLC - SECOND SUPPLEMENTA		06/28/2024	Direct		76	76	76	76	0	0	0	0	0	76	0	0	0	3	11/24/2026	3.B PL
..55398@-AP-7	MOP GM HOLDING, LLC - SECOND SUPPLEMENTA		06/28/2024	Direct		25	25	25	25	0	0	0	0	0	25	0	0	0	1	11/24/2026	3.B PL
..55398@-AQ-5	MOP GM HOLDING, LLC - SECOND SUPPLEMENTA		06/28/2024	Direct		25	25	25	25	0	0	0	0	0	25	0	0	0	1	11/24/2026	3.B PL
..55406@-AC-6	MAPF HOLDINGS, INC. - INITIAL TERM LOAN		06/28/2024	Direct		2,440	2,440	2,413	2,438	0	2	0	2	0	2,440	0	0	0	129	12/16/2026	2.C PL
..55425*-AA-9	MVP VIP BORROWER, LLC. - INITIAL TERM LO		06/28/2024	Direct		10,873	10,873	10,605	10,873	0	14	0	14	0	10,873	0	0	0	304	01/03/2029	3.C PL
..55425*-AB-7	MVP VIP BORROWER, LLC. - DELAYED DRAW TE		04/01/2024	Direct		438	438	433	438	0	0	0	0	0	438	0	0	0	(1)	01/03/2029	3.C PL
..55773#-AA-3	MADISON LOGIC HOLDINGS, INC. - INITIAL T		06/28/2024	Direct		8,963	8,963	8,694	8,940	0	22	0	22	0	8,963	0	0	0	555	12/30/2028	5.B GI
..55910R-AB-0	MAGENTA BUYER LLC - THIRD AMENDMENT INCR		06/28/2024	Direct		3,398	3,398	3,374	3,398	0	24	0	24	0	3,398	0	0	0	155	07/27/2028	5.A FE
..56532*-AA-7	MAPLE MOUNTAIN ENTERPRISES, INC. - REVOL		04/30/2024	Direct		7,167	1,754	1,648	6,909	0	1	0	1	0	7,167	0	0	0	0	06/30/2026	5.B PL
..56532*-AC-3	MAPLE MOUNTAIN ENTERPRISES, INC. - ADDIT		06/28/2024	Paydown		5,265	864	795	5,069	0	0	0	0	0	5,265	0	0	0	0	06/30/2026	5.B PL
..56629@-AA-9	MARCOONE YELLOWSTONE BUYER INC. - INITIAL		06/28/2024	Direct		896	896	878	894	0	1	0	1	0	896	0	0	0	53	06/23/2028	3.C PL
..56629@-AB-7	MARCOONE YELLOWSTONE BUYER INC. - DELAYED		06/28/2024	Direct		296	296	296	296	0	0	0	0	0	296	0	0	0	18	06/23/2028	3.C PL
..56629@-AC-5	MARCOONE YELLOWSTONE BUYER INC. - FIRST A		06/28/2024	Direct		924	924	906	923	0	1	0	1	0	924	0	0	0	55	06/23/2028	3.C PL
..56629@-AD-3	MARCOONE YELLOWSTONE BUYER INC. - FIRST A		06/28/2024	Direct		328	328	328	328	0	0	0	0	0	328	0	0	0	19	06/23/2028	3.C PL
..56629@-AE-8	MARCOONE YELLOWSTONE BUYER INC. - THIRD A		06/28/2024	Direct		528	528	507	526	0	2	0	2	0	528	0	0	0	32	06/23/2028	3.C PL
..56855*-AA-6	MARIO PURCHASER, LLC - DELAYED DRAW TERM		06/28/2024	Direct		636	636	634	636	0	0	0	0	0	636	0	0	0	29	04/26/2029	4.A PL
..56855*-AB-4	MARIO PURCHASER, LLC - INITIAL REVOLVING		05/17/2024	Direct		1,997	1,997	1,997	1,997	0	0	0	0	0	1,997	0	0	0	14	04/26/2028	4.A PL
..56855*-AC-2	MARIO PURCHASER, LLC - INITIAL TERM LOAN		06/28/2024	Direct		1,204	1,204	1,180	1,202	0	2	0	2	0	1,204	0	0	0	68	04/26/2029	4.A PL
..57045*-AA-5	MARK' ANDY, INC. - INITIAL TERM LOAN		06/28/2024	Direct		20,431	20,431	19,921	20,393	0	38	0	38	0	20,431	0	0	0	1,138	06/16/2028	5.B GI
..57679*-AB-6	MATHNASIUM, LLC - TERM B LOAN		06/28/2024	Direct		519	519	514	519	0	0	0	0	0	519	0	0	0	30	11/15/2027	3.A PL
..57722*-AA-5	MATTRESS WAREHOUSE, LLC - REVOLVER		06/03/2024	DIRECT		118,070	118,070	118,070	0	0	0	0	0	0	118,070	0	0	0	1,629	12/15/2026	5.B GI
..57722*-AB-3	MATTRESS WAREHOUSE, LLC - TERM LOAN		05/02/2024	Direct		77,029	77,029	76,090	76,946	0	83	0	83	0	77,029	0	0	0	3,609	12/15/2026	5.B GI
..57780#-AB-8	MAY MANUFACTURING, LLC (AKA ARTESIAN SPA		04/01/2024	Direct		1,377	1,377	1,356	1,374	0	2	0	2	0	1,377	0	0	0	68	09/23/2026	5.B PL
..57780#-AC-6	MAY MANUFACTURING, LLC (AKA ARTESIAN SPA		04/01/2024	Direct		888	888	874	886	0	2	0	2	0	888	0	0	0	44	09/23/2026	5.B PL
..58343*-AA-2	MESSENGER, LLC - DELAYED DRAW TERM LOAN		06/28/2024	Direct		86	86	86	86	0	0	0	0	0	86	0	0	0	5	12/28/2027	3.B PL
..58343*-AC-8	MESSENGER, LLC - TERM LOAN		06/28/2024	Direct		1,913	1,913	1,893	1,906	0	1	0	1	0	1,913	0	0	0	100	12/28/2027	3.B PL
..58343*-AD-6	MESSENGER, LLC - DELAYED DRAW TERM LOAN		06/28/2024	Direct		173	173	173	173	0	0	0	0	0	173	0	0	0	7	12/28/2027	3.B PL
..59835*-AB-2	MILESTONE TECHNOLOGIES INC. - REVOLVING		05/17/2024	Direct		32,620	32,620	31,688	21,514	0	233	0	233	0	32,620	0	0	0	1,008	12/07/2028	5.B GI
..59835*-AC-0	MILESTONE TECHNOLOGIES INC. - TERM LOAN		05/31/2024	Direct		23,482	23,482	23,012	23,449	0	33	0	33	0	23,482	0	0	0	728	12/07/2028	5.B GI

E05.54

STATEMENT AS OF JUNE 30, 2024 OF THE Reliance Standard Life Insurance Company

SCHEDULE D - PART 4

Show All Long-Term Bonds and Stock Sold, Redeemed or Otherwise Disposed of During the Current Quarter

1	2	3	4	5	6	7	8	9	10	Change In Book/Adjusted Carrying Value					16	17	18	19	20	21	22
										11	12	13	14	15							
CUSIP Identification	Description	Foreign	Disposal Date	Name of Purchaser	Number of Shares of Stock	Consideration	Par Value	Actual Cost	Prior Year Book/ Adjusted Carrying Value	Unrealized Valuation Increase/ (Decrease)	Current Year's (Amortization)/ Accretion	Current Year's Other Than Temporary Impairment Recognized	Total Change in Book/ Adjusted Carrying Value (11 + 12 - 13)	Total Foreign Exchange Change in Book /Adjusted Carrying Value	Book/ Adjusted Carrying Value at Disposal Date	Foreign Exchange Gain (Loss) on Disposal	Realized Gain (Loss) on Disposal	Total Gain (Loss) on Disposal	Bond Interest/ Stock Dividends Received During Year	Stated Contractual Maturity Date	NAIC Designation, NAIC Designation Modifier and SVO Administrative Symbol
..59935*-AD-8	MILESTONE TECHNOLOGIES INC. - FIRST AMEN		05/31/2024	Direct		82,199	82,199	80,144	0	0	183	0	183	0	80,403	0	1,796	1,796	2,376	12/07/2028	5.B GI
..60368*-AA-8	MINISTRY BRANDS HOLDINGS, LLC - INITIAL		06/28/2024	Direct		1,619	1,619	1,603	1,618	0	1	0	1	0	1,619	0	0	0	89	12/29/2028	5.B GI
..60368*-AB-6	MINISTRY BRANDS HOLDINGS, LLC - DELAYED		06/28/2024	Direct		162	162	162	162	0	0	0	0	0	162	0	0	0	9	12/29/2028	5.B GI
..60368*-AC-4	MINISTRY BRANDS HOLDINGS, LLC - REVOLVIN		06/28/2024	DIRECT		36,740	36,740	36,740	18,370	0	0	0	0	0	36,740	0	0	0	3,489	12/30/2027	5.B GI
..61766*-AB-8	RESULTS CX HOLDING COMPANY LLC - INITIAL		06/28/2024	Direct		4,661	4,661	4,661	0	0	0	0	0	0	4,661	0	0	0	182	09/30/2026	4.A PL
..62982*-AA-6	NTI CONNECT, LLC - FIRST AMENDMENT TERM		06/28/2024	Direct		6,594	6,594	6,488	6,583	0	11	0	11	0	6,594	0	0	0	295	01/31/2026	2.C PL
..62985*-AF-2	NSG BUYER, INC. - INITIAL TERM LOAN		06/28/2024	Direct		25,865	25,865	25,656	22,956	0	15	0	15	0	25,865	0	0	0	1,798	11/01/2029	3.B PL
..62985*-AK-1	NSG BUYER, INC. - 2023 INCREMENTAL DELAY		06/28/2024	Direct		152	152	152	0	0	0	0	0	0	152	0	0	0	4	11/01/2029	5.B GI
..63681*-AA-8	CTL - NAT LOGISTICS PT MI FUNDED		06/10/2024	Paydown		1,822	1,822	1,822	1,822	0	0	0	0	0	1,822	0	0	0	20	08/10/2042	1.D FE
..64066*-AC-7	NEPHRON PHARMACEUTICALS CORPORATION - TE		04/01/2024	Direct		6,774	6,774	6,503	6,751	0	23	0	23	0	6,774	0	0	0	279	09/11/2026	5.B GI
..64072U-AE-2	CSC HOLDINGS, LLC (FKA CSC HOLDINGS INC.		04/15/2024	Direct		123	123	122	123	0	0	0	0	0	123	0	0	0	3	07/17/2025	4.C FE
..64072U-AK-8	CSC HOLDINGS, LLC (FKA CSC HOLDINGS INC.		04/15/2024	Direct		101	101	101	101	0	0	0	0	0	101	0	0	0	2	04/15/2027	4.C FE
..64072U-AK-8	CSC HOLDINGS, LLC (FKA CSC HOLDINGS INC.		06/12/2024	BANK/CHEM/CP/IPA, NY		33,074	38,687	38,687	38,687	0	0	0	0	0	38,687	0	(5,613)	(5,613)	1,042	04/15/2027	5.A FE
..64431*-AG-6	NEW ERA TECHNOLOGY, INC. - CLOSING DATE		06/28/2024	Direct		3,728	3,728	3,690	3,724	0	4	0	4	0	3,728	0	0	0	221	10/31/2026	4.A PL
..65489*-AD-3	NOBLE SUPPLY & LOGISTICS, LLC - ADDITION		06/28/2024	Direct		86,175	86,175	0	44,140	0	42,035	0	42,035	0	86,175	0	0	0	0	10/26/2026	5.B GI
..65500*-AB-0	NOBLE YOU GROUP HOLDING, LLC - TERM LOAN		06/28/2024	Direct		1,072	1,072	1,072	0	0	0	0	0	1,072	0	0	0	0	189	01/31/2026	4.C PL
..65500*-AC-8	NOBLE YOU GROUP HOLDING, LLC - ADDITIONA		06/28/2024	Direct		721	721	709	617	0	0	0	0	0	721	0	0	0	46	01/31/2026	4.C PL
..65500*-AD-6	NOBLE YOU GROUP HOLDING, LLC - SECOND AD		04/01/2024	Direct		4,710	4,710	4,646	4,705	0	6	0	6	0	4,710	0	0	0	105	01/31/2026	4.C PL
..65960*-AA-5	NORTH HAVEN STACK BUYER, LLC - INITIAL T		06/28/2024	Direct		605	605	599	605	0	1	0	1	0	605	0	0	0	33	07/16/2027	3.B PL
..65960*-AC-1	NORTH HAVEN STACK BUYER, LLC - DELAYED D		06/28/2024	Direct		110	110	110	110	0	0	0	0	0	110	0	0	0	6	07/16/2027	3.B PL
..65960*-AD-9	NORTH HAVEN STACK BUYER, LLC - DDTL-1		06/28/2024	Direct		67	67	66	66	0	0	0	0	0	67	0	0	0	4	07/16/2027	3.B PL
..65960*-AE-7	NORTH HAVEN STACK BUYER, LLC - DDTL-2		06/28/2024	Direct		202	202	202	202	0	0	0	0	0	202	0	0	0	11	07/16/2027	3.B PL
..65960*-AG-2	NORTH HAVEN STACK BUYER, LLC - DDTL-3		06/28/2024	Direct		67	67	67	67	0	0	0	0	0	67	0	0	0	4	07/16/2027	3.B PL
..65960*-AH-0	NORTH HAVEN STACK BUYER, LLC - DDTL-4		06/28/2024	Direct		5	5	5	5	0	0	0	0	0	5	0	0	0	0	07/16/2027	3.B PL
..65960*-AJ-6	NORTH HAVEN STACK BUYER, LLC - DDTL-5		06/28/2024	Direct		10	10	10	10	0	0	0	0	0	10	0	0	0	1	07/16/2027	3.B PL
..66707R-AC-1	NORTHSTAR GROUP SERVICES, INC. - TERM B		05/31/2024	Direct		1,508,113	1,508,113	1,432,707	1,471,353	0	36,760	0	36,760	0	1,508,113	0	0	0	70,623	11/12/2026	4.B FE
..66882*-AA-8	NORVAX, LLC - 2021 INCREMENTAL TERM LOAN		04/04/2024	Direct		75,763	75,763	75,384	75,745	0	19	0	19	0	75,763	0	0	0	5,458	09/15/2025	2.B PL
..66882*-AB-6	NORVAX, LLC - 2021-2 INCREMENTAL TERM LO		04/04/2024	Direct		24,759	24,759	24,388	24,734	0	25	0	25	0	24,759	0	0	0	1,784	09/15/2025	2.B PL
..67101*-AA-5	OAO ACQUISITIONS, INC. - INITIAL TERM LO		04/01/2024	Direct		5,153	5,153	5,075	5,075	0	3	0	3	0	5,153	0	0	0	101	12/27/2029	4.B PL
..68372*-AC-1	OPENING DAY BORROWER 111 LLC - REVOLVING		06/01/2024	Direct		22	0	0	0	0	0	0	0	0	22	0	0	0	0	05/19/2027	5.B PL
..68572C-AC-2	ORCHID MERGER SUB II, LLC - INITIAL TERM		04/30/2024	Paydown		75,303	0	74,374	0	0	929	0	929	0	75,303	0	0	0	0	07/27/2027	5.A FE
..69327*-AA-7	PCX HOLDING CORP. - INITIAL TERM LOAN		06/28/2024	Direct		6,200	6,200	6,045	6,187	0	13	0	13	0	6,200	0	0	0	368	04/22/2027	4.B PL
..69327*-AB-5	PCX HOLDING CORP. - DELAYED DRAW TEM LOA		06/28/2024	Direct		3,100	3,100	3,061	3,097	0	3	0	3	0	3,100	0	0	0	184	04/22/2027	4.B PL
..69394*-AE-7	PT INTERMEDIATE HOLDINGS III, LLC - NOV		04/09/2024	Direct		3,067,068	3,067,068	3,067,068	3,067,068	0	0	0	0	0	3,067,068	0	0	0	99,659	11/01/2028	3.C PL
..69394*-AF-4	PT INTERMEDIATE HOLDINGS III, LLC - 2022		04/09/2024	Direct		1,966,166	1,966,166	1,946,504	1,951,705	0	14,461	0	14,461	0	1,966,166	0	0	0	121,117	11/01/2028	3.C PL
..69394*-AH-0	PT INTERMEDIATE HOLDINGS III, LLC - 2023		04/09/2024	Direct		79,452	79,452	79,452	75,185	0	0	0	0	0	79,452	0	0	0	6,395	11/01/2028	3.C PL
..69414*-AD-5	PMC CONSOLIDATED HOLDINGS LLC - CONVERTE		06/24/2024	Paydown		20,050	19,182	3,309	19,692	0	357	0	357	0	20,050	0	0	0	0	05/16/2024	5.B GI
..69419*-AA-8	PT INTERMEDIATE HOLDINGS III, LLC - TERM		04/09/2024	Direct		5,107,580	5,107,580	5,026,872	5,082,587	0	24,994	0	24,994	0	5,107,580	0	0	0	314,631	11/01/2028	3.C PL
..69439*-AA-4	CARERING HEALTH, LLC - INITIAL TERM LOAN		06/28/2024	Direct		5,034	5,034	4,933	5,026	0	8	0	8	0	5,034	0	0	0	293	05/04/2028	5.B GI
..69439*-AB-2	CARERING HEALTH, LLC - DELAYED DRAW TERM		06/28/2024	Direct		1,150	1,150	1,137	335	0	0	0	0	1,150	0	0	0	0	57	05/04/2028	5.B GI
..69439*-AA-2	PSEB LLC - INITIAL TERM LOAN (FIRST LIEN		04/30/2024	Direct		4,690	4,690	4,561	4,690	0	0	0	0	0	4,690	0	0	0	143	12/30/2026	5.B GI
..69527*-AB-3	PADI HOLDCO, INC. - CLOSING DATE TERM LO		06/28/2024	Direct		739	739	728	739	0	0	0	0	0	739	0	0	0	44	01/26/2027	3.B PL
..69552*-AA-3	PAGAYA TECHNOLOGIES LTD. - CLOSING DATE		06/28/2024	Direct		29,531	29,531	28,350	0	0	104	0	104	0	29,531	0	0	0	550	02/02/2029	5.B GI
..69916*-AA-6	PARAMEDICS LOGISTICS OPERATING COMPANY,		05/07/2024	DIRECT		70,613	70,613	70,613	44,865	0	0	0	0	0	70,613	0	0	0	3,669	07/08/2025	4.C PL
..69916*-AB-4	PARAMEDICS LOGISTICS OPERATING COMPANY,		05/07/2024	DIRECT		4,763	4,763	4,667	4,747	0	5	0	5	0	4,753	0	10	10	276	07/08/2025	4.C PL

EO5.55

STATEMENT AS OF JUNE 30, 2024 OF THE Reliance Standard Life Insurance Company

SCHEDULE D - PART 4

Show All Long-Term Bonds and Stock Sold, Redeemed or Otherwise Disposed of During the Current Quarter

1	2	3	4	5	6	7	8	9	10	Change In Book/Adjusted Carrying Value					16	17	18	19	20	21	22
										11	12	13	14	15							
CUSIP Identification	Description	Foreign	Disposal Date	Name of Purchaser	Number of Shares of Stock	Consideration	Par Value	Actual Cost	Prior Year Book/Adjusted Carrying Value	Unrealized Valuation Increase/(Decrease)	Current Year's (Amortization)/Accretion	Current Year's Other Than Temporary Impairment Recognized	Total Change in Book/Adjusted Carrying Value (11 + 12 - 13)	Total Foreign Exchange Change in Book /Adjusted Carrying Value	Book/Adjusted Carrying Value at Disposal Date	Foreign Exchange Gain (Loss) on Disposal	Realized Gain (Loss) on Disposal	Total Gain (Loss) on Disposal	Bond Interest/Stock Dividends Received During Year	Stated Contractual Maturity Date	NAIC Designation, NAIC Designation Modifier and SVO Administrative Symbol
..70217@-AC-4	PAS PARENT INC. - CLOSING DATE INITIAL T		06/28/2024	Direct		2,866	2,866	2,842	2,797	0	2	0	2	0	2,866	0	0	0	175	12/29/2028	4.A PL
..70217@-AD-2	PAS PARENT INC. - SECOND AMENDMENT DELAY		06/28/2024	Direct		120	120	120	0	0	0	0	0	0	120	0	0	0	473	12/29/2028	4.A PL
..70344@-AH-9	PATRIOT GROWTH INSURANCE SERVICES, LLC -		06/28/2024	Direct		186	186	186	186	0	0	0	0	0	186	0	0	0	14	10/16/2028	3.C PL
..70344@-AD-9	PATRIOT GROWTH INSURANCE SERVICES, LLC -		06/28/2024	Direct		935	935	928	934	0	0	0	0	0	935	0	0	0	67	10/16/2028	4.A PL
..70382@-AB-3	SYSTEM PAVERS, LLC - TERM LOAN		06/28/2024	Direct		9,624	9,624	9,383	9,595	0	29	0	29	0	9,624	0	0	0	(606)	09/08/2027	4.A PL
..70618@-AA-1	PELTRAM PLUMBING HOLDINGS, LLC - INITIAL		05/01/2024	Direct		959,063	959,063	932,658	0	0	1,648	0	1,648	0	959,063	0	0	0	36,522	01/08/2029	5.B GI
..70618@-AA-1	PELTRAM PLUMBING HOLDINGS, LLC - INITIAL		06/28/2024	Direct		1,187,703	1,224,239	1,190,534	0	0	13,845	0	13,845	0	1,193,345	0	(5,642)	(5,642)	46,824	01/08/2029	4.A PL
..70618@-AB-9	PELTRAM PLUMBING HOLDINGS, LLC - DELAYED		05/01/2024	Direct		67,599	67,599	67,599	0	0	0	0	0	0	67,599	0	0	0	2,978	01/08/2029	5.B GI
..70618@-AB-9	PELTRAM PLUMBING HOLDINGS, LLC - DELAYED		05/22/2024	DIRECT		75,047	85,758	85,758	0	0	0	0	0	85,758	0	(10,711)	(10,711)	2,242	01/08/2029	4.A PL	
..70965@-AB-2	PENTEC ACQUISITION CORP. - TERM LOAN		04/01/2024	Direct		123,573	0	0	0	0	0	0	0	0	0	0	0	0	0	09/28/2027	5.B GI
..71602@-AD-3	PETER C. FOY & ASSOCIATES INSURANCE SERV		06/28/2024	Direct		618	618	609	617	0	1	0	1	0	618	0	0	0	31	11/01/2028	4.C PL
..71602@-AE-1	PETER C. FOY & ASSOCIATES INSURANCE SERV		06/28/2024	Direct		1,545	1,545	1,536	1,545	0	0	0	0	0	1,545	0	0	0	90	11/01/2028	5.B GI
..71602@-AA-1	PETER C. FOY & ASSOCIATES INSURANCE SERV		06/28/2024	Direct		894	894	888	894	0	0	0	0	0	894	0	0	0	52	11/01/2028	5.B GI
..71602@-AJ-0	PETER C. FOY & ASSOCIATES INSURANCE SERV		06/28/2024	Direct		3,220	3,220	3,171	3,216	0	3	0	3	0	3,220	0	0	0	187	11/01/2028	5.B GI
..72350@-AA-3	PINNACLE TREATMENT CENTERS, INC. - DDTL		06/28/2024	Direct		183	183	183	146	0	0	0	0	0	183	0	0	0	9	01/02/2026	3.A PL
..72350@-AA-3	PINNACLE TREATMENT CENTERS, INC. - REVOL		06/14/2024	Direct		9,246	9,246	9,246	7,705	0	0	0	0	9,246	0	0	0	402	01/02/2026	3.A PL	
..72350@-AC-9	PINNACLE TREATMENT CENTERS, INC. - ACQUI		06/28/2024	Direct		2,428	2,428	2,397	2,428	0	0	0	0	2,428	0	0	0	116	01/02/2026	3.A PL	
..72350@-AD-7	PINNACLE TREATMENT CENTERS, INC. - DELAY		06/28/2024	Direct		170	170	170	170	0	0	0	0	170	0	0	0	7	01/02/2026	3.A PL	
..72350@-AD-7	PINNACLE TREATMENT CENTERS, INC. - EIGHT		06/28/2024	Direct		138	138	138	121	0	0	0	0	138	0	0	0	5	01/02/2026	3.A PL	
..72350@-AH-8	PINNACLE TREATMENT CENTERS, INC. - NINET		04/01/2024	Direct		115	115	115	115	0	0	0	0	115	0	0	0	2	01/02/2026	3.A PL	
..72582@-AA-1	PIXEL INTERMEDIATE, LLC - TERM LOAN		06/28/2024	Direct		6,899	6,899	6,726	0	0	13	0	13	6,899	0	0	0	199	02/01/2029	2.B PL	
..73116@-AB-4	POLK ACQUISITION CORP. - INITIAL TERM LO		06/28/2024	Direct		1,118	1,118	1,111	1,118	0	0	0	0	1,118	0	0	0	83	12/20/2024	4.A PL	
..73116@-AF-5	POLK ACQUISITION CORP. - HOFFMAN DDTL		06/28/2024	Direct		179	179	178	179	0	0	0	0	179	0	0	0	10	12/20/2024	4.A PL	
..73237@-AF-7	POND HOLDINGS, INC. - INITIAL TERM LOAN		05/06/2024	Direct		177,934	177,934	174,375	177,649	0	285	0	285	177,934	0	0	0	8,618	06/30/2027	4.B PL	
..73237@-AH-3	POND HOLDINGS, INC. - DELAYED DRAW TERM		05/06/2024	Direct		8,084	8,084	8,078	8,078	0	6	0	6	8,084	0	0	0	392	06/30/2027	4.B PL	
..73237@-AJ-9	POND HOLDINGS, INC. - ADDITIONAL TERM LO		05/06/2024	Direct		4,900	4,900	4,802	4,892	0	8	0	8	4,900	0	0	0	237	06/30/2027	4.B PL	
..73237@-AK-6	POND HOLDINGS, INC. - SECOND ADDITIONAL		05/06/2024	Direct		30,679	30,679	30,142	30,630	0	48	0	48	30,679	0	0	0	1,653	06/30/2027	4.B PL	
..73936@-AA-2	POWERHOUSE INTERMEDIATE, LLC - INITIAL T		06/28/2024	Direct		10,602	10,602	10,578	10,578	0	24	0	24	10,602	0	0	0	635	01/12/2027	3.B PL	
..73936@-AB-0	POWERHOUSE INTERMEDIATE, LLC - REVOLVING		05/14/2024	Direct		164,813	164,813	164,575	35,228	0	258	0	258	164,813	0	0	0	2,609	01/12/2027	4.B PL	
..73938@-AA-2	POY HOLDINGS, LLC - INITIAL TERM LOAN		06/28/2024	Direct		1,401	1,401	1,372	1,399	0	2	0	2	1,401	0	0	0	117	11/16/2027	3.A PL	
..73938@-AD-6	POY HOLDINGS, LLC - DDTL-1 DELAYED DRAW		06/28/2024	DIRECT		132	132	132	132	0	0	0	0	132	0	0	0	5	11/16/2027	3.A PL	
..74016@-AA-5	PRECINMAC (US) HOLDINGS INC. - U.S. LOAN		06/28/2024	Direct		3,290	3,290	3,223	3,284	0	6	0	6	3,290	0	0	0	221	08/31/2027	4.C PL	
..74016@-AB-3	PRECINMAC (US) HOLDINGS INC. - DDTL		06/28/2024	Direct		954	954	946	953	0	1	0	1	954	0	0	0	55	08/31/2027	4.C PL	
..74016@-AC-1	PRECINMAC (US) HOLDINGS INC. - 2022 TERM		06/28/2024	Direct		40	40	39	40	0	0	0	0	40	0	0	0	2	08/31/2027	4.C PL	
..74140@-AB-2	PROJECT POWER BUYER, LLC - TERM LOAN		06/28/2024	Direct		6,048	6,048	5,957	6,034	0	13	0	13	6,048	0	0	0	377	05/14/2026	5.B GI	
..74280@-AC-8	PROCURE ACQUIRECO, INC. - TERM LOAN		04/01/2024	Direct		1,365	1,365	1,352	1,365	0	0	0	0	1,365	0	0	0	36	12/20/2028	5.B GI	
..74280@-AC-8	PROCURE ACQUIRECO, INC. - TERM LOAN		06/28/2024	Direct		1,365	1,365	1,352	1,364	0	1	0	1	1,365	0	0	0	74	12/20/2028	3.B PL	
..74356@-AB-1	PROJECT NIKE PURCHASER, LLC - REVOLVER		05/14/2024	Direct		8,714	8,714	8,714	6,421	0	0	0	0	8,714	0	0	0	216	04/19/2029	3.C PL	
..74356@-AC-9	PROJECT NIKE PURCHASER, LLC - TERM LOAN		06/28/2024	Direct		18,836	18,836	18,703	18,829	0	7	0	7	18,836	0	0	0	800	04/19/2029	3.C PL	
..74357@-AA-2	PROPULSION ACQUISITION, LLC - 2020 TERM		06/28/2024	Direct		5,906	5,906	5,906	5,906	0	0	0	0	5,906	0	0	0	271	07/13/2024	5.B GI	
..74379@-AA-6	PROVENANCE BUYER LLC - REVOLVER		06/20/2024	Direct		9,300	9,300	9,300	0	0	0	0	0	9,300	0	0	0	158	06/30/2027	3.A PL	
..74379@-AB-4	PROVENANCE BUYER LLC - INITIAL TERM LOAN		06/28/2024	Direct		1,856	1,856	1,817	1,853	0	2	0	2	1,856	0	0	0	81	06/30/2027	3.A PL	
..74379@-AD-0	PROVENANCE BUYER LLC - FIRST AMENDMENT I		06/28/2024	Direct		1,414	1,414	1,400	1,413	0	1	0	1	1,414	0	0	0	62	06/30/2027	3.A PL	
..74501@-AA-3	MODIGENT, LLC - INITIAL TERM LOAN		06/28/2024	Direct		3,806	3,806	3,711	3,798	0	8	0	8	3,806	0	0	0	231	08/23/2028	3.A PL	
..74501@-AB-1	MODIGENT, LLC - DELAYED DRAW TERM LOAN		06/28/2024	Direct		2,625	2,625	2,597	2,625	0	0	0	0	2,625	0	0	0	167	08/23/2028	3.A PL	
..74714@-AA-8	PYRAMID HEALTHCARE ACQUISITION CORP. - T		06/28/2024	Direct		2,272	2,272	2,249	2,271	0	1	0	1	2,272	0	0	0	89	05/10/2027	2.C PL	

E05.56

STATEMENT AS OF JUNE 30, 2024 OF THE Reliance Standard Life Insurance Company

SCHEDULE D - PART 4

Show All Long-Term Bonds and Stock Sold, Redeemed or Otherwise Disposed of During the Current Quarter

1	2	3	4	5	6	7	8	9	10	Change In Book/Adjusted Carrying Value					16	17	18	19	20	21	22
										11	12	13	14	15							
CUSIP Identification	Description	Foreign	Disposal Date	Name of Purchaser	Number of Shares of Stock	Consideration	Par Value	Actual Cost	Prior Year Book/Adjusted Carrying Value	Unrealized Valuation Increase/(Decrease)	Current Year's (Amortization)/Accretion	Current Year's Other Than Temporary Impairment Recognized	Total Change in Book/Adjusted Carrying Value (11 + 12 - 13)	Total Foreign Exchange Change in Book /Adjusted Carrying Value	Book/Adjusted Carrying Value at Disposal Date	Foreign Exchange Gain (Loss) on Disposal	Realized Gain (Loss) on Disposal	Total Gain (Loss) on Disposal	Bond Interest/Stock Dividends Received During Year	Stated Contractual Maturity Date	NAIC Designation, NAIC Designation Modifier and SVO Administrative Symbol
..74714@-AC-4	PYRAMID HEALTHCARE ACQUISITION CORP. - D		06/28/2024	Direct		230	230	230	230	0	0	0	0	0	230	0	0	0	9	05/10/2027	2.C PL
..74714@-AD-2	PYRAMID HEALTHCARE ACQUISITION CORP. - D		06/28/2024	Direct		107	107	106	107	0	0	0	0	0	107	0	0	0	4	05/10/2027	2.C PL
..74714@-AE-0	PYRAMID HEALTHCARE ACQUISITION CORP. - D		06/28/2024	Direct		66	66	66	66	0	0	0	0	0	66	0	0	0	3	05/10/2027	2.C PL
..74714@-AF-7	PYRAMID HEALTHCARE ACQUISITION CORP. - D		06/28/2024	Direct		7	7	7	7	0	0	0	0	0	7	0	0	0	0	05/10/2027	2.C PL
..74714@-AG-5	PYRAMID HEALTHCARE ACQUISITION CORP. - D		06/28/2024	Direct		18	18	18	18	0	0	0	0	0	18	0	0	0	1	05/10/2027	2.C PL
..74714@-AH-3	PYRAMID HEALTHCARE ACQUISITION CORP. - D		06/28/2024	Direct		18	18	18	18	0	0	0	0	0	18	0	0	0	1	05/10/2027	2.C PL
..74714@-AJ-9	PYRAMID HEALTHCARE ACQUISITION CORP. - D		06/28/2024	Direct		22	22	22	22	0	0	0	0	0	22	0	0	0	1	05/10/2027	2.C PL
..74714@-AK-6	PYRAMID HEALTHCARE ACQUISITION CORP. - D		06/28/2024	Direct		19	19	19	19	0	0	0	0	0	19	0	0	0	1	05/10/2027	2.C PL
..74714@-AL-4	PYRAMID HEALTHCARE ACQUISITION CORP. - D		06/28/2024	Direct		193	193	193	193	0	0	0	0	0	193	0	0	0	8	05/10/2027	2.C PL
..74714@-AM-2	PYRAMID HEALTHCARE ACQUISITION CORP. - D		06/28/2024	Direct		97	97	97	97	0	0	0	0	0	97	0	0	0	4	05/10/2027	2.C PL
..74727D@-A@-7	QAD INC. - INITIAL TERM LOAN		06/28/2024	Direct		3,660	3,660	3,620	3,657	0	0	0	3	0	3,660	0	0	0	197	11/05/2027	3.A PL
..74845@-AA-0	QUICK QUACK CAR WASH HOLDINGS, LLC - 202		06/10/2024	Direct		2,965,593	2,965,593	2,935,937	2,938,568	0	27,024	0	27,024	0	2,965,593	0	0	0	220,638	10/18/2026	3.C PL
..74845@-AB-8	QUICK QUACK CAR WASH HOLDINGS, LLC - FIF		06/10/2024	DIRECT		2,384,396	2,384,396	2,360,552	0	0	23,844	0	23,844	0	2,384,396	0	0	0	83,545	10/18/2026	3.C PL
..74957L@-A#-8	REGIS SERVICES, LLC - TERM LOAN (USA)	B	04/01/2024	DIRECT		3,434	3,447	3,187	3,236	0	2	0	2	0	3,239	196	0	196	98	08/03/2027	3.B GI
..75007@-AB-9	RW AM HOLDCO LLC - TERM LOAN		06/28/2024	Direct		2,644	2,644	2,618	2,642	0	2	0	2	0	2,644	0	0	0	144	04/20/2028	3.C PL
..75339@-AB-8	RAPID DISPLAYS, INC. - REVOLVING LOAN		05/17/2024	Direct		82,215	82,215	82,215	41,143	0	(71)	0	(71)	0	82,215	0	0	0	1,517	04/13/2026	4.B PL
..75529@-AE-0	REACTION BIOLOGY CORPORATION - COMMITED		06/28/2024	Direct		220	220	220	220	0	0	0	0	0	220	0	0	0	12	03/15/2029	4.A PL
..75676@-AA-9	RED LOBSTER MANAGEMENT LLC - INITIAL TER		05/22/2024	Direct		626,528	626,528	614,639	593,663	0	788	0	788	0	626,528	0	0	0	43,456	01/22/2026	5.B GI
..75694@-AB-7	RED ROBIN INTERNATIONAL, INC. - REVOLVIN		06/10/2024	Direct		73,000	73,000	73,000	0	0	0	0	0	0	73,000	0	0	0	612	03/04/2027	4.B PL
..75724@-AA-1	CHICKEN SOUP FOR THE SOUL ENTERTAINMENT		06/01/2024	Direct		5,743	0	5,548	0	0	0	0	0	0	5,743	0	0	0	0	08/11/2027	6. PL
..76090D@-AF-9	RETAIL SERVICES WIS CORPORATION - INITIA		06/28/2024	Direct		65,966	65,966	64,997	65,767	0	199	0	199	0	65,966	0	0	0	4,782	05/20/2025	3.C PL
..76133@-AA-6	REVALIZE, INC. - TRANCHE 2 DELAYED DRAW		06/28/2024	Direct		339	339	339	339	0	0	0	0	0	339	0	0	0	13	04/15/2027	3.B PL
..76133@-AB-4	REVALIZE, INC. - TRANCHE 3 DELAYED DRAW		06/28/2024	Direct		132	132	132	132	0	0	0	0	0	132	0	0	0	5	04/15/2027	3.B PL
..76134@-AA-5	RESULTSCX HOLDING COMPANY LLC - ADDITION		06/28/2024	Direct		640	640	640	0	0	0	0	0	0	640	0	0	0	25	09/30/2026	4.A PL
..76134@-AB-3	RESULTSCX HOLDING COMPANY LLC - SECOND A		06/28/2024	Direct		21,304	21,304	20,825	0	0	70	0	70	0	21,304	0	0	0	942	09/30/2026	4.A PL
..78434@-AB-8	SMILEDIRECTCLUB, INC. (FKA SDC U.S. SMIL		06/28/2024	Paydown		308,932	233,259	222,603	302,000	0	4,880	0	4,880	0	308,932	0	0	0	(54)	05/12/2025	5.B GI
..78437@-AA-5	SEI GROUP, LLC - REVOLVING LOAN		06/11/2024	DIRECT		382,036	382,036	381,273	0	0	0	0	0	0	381,273	0	763	763	5,548	02/12/2026	4.B PL
..78437@-AF-4	SEI GROUP, LLC - THIRD ADDITIONAL TERM L		04/01/2024	Direct		236	236	231	236	0	0	0	0	0	236	0	0	0	9	02/12/2026	4.B PL
..78437@-AG-2	SEI GROUP, LLC - FOURTH ADDITIONAL TERM		04/01/2024	Direct		649	649	636	648	0	1	0	1	0	649	0	0	0	26	02/12/2026	4.B PL
..78437@-AH-0	SEI GROUP, LLC - FIFTH ADDITIONAL TERM L		04/02/2024	DIRECT		169,001	171,908	168,470	168,633	0	376	0	376	0	169,009	0	(9)	(9)	4,965	02/12/2026	4.B PL
..78437@-AJ-6	SEI GROUP, LLC - EXISTING TERM LOAN		04/01/2024	Direct		5,005	5,005	4,931	5,001	0	4	0	4	0	5,005	0	0	0	145	02/12/2026	5.B GI
..78496@-AA-5	SUPPORT SERVICES GROUP, INC. - INITIAL T		06/28/2024	Direct		9,280	9,280	9,048	9,257	0	23	0	23	0	9,280	0	0	0	483	08/15/2027	5.A PL
..78496@-AC-1	SUPPORT SERVICES GROUP, INC. - REVOLVING		05/10/2024	Direct		47,386	47,386	47,386	37,590	0	0	0	0	0	47,386	0	0	0	1,501	08/15/2027	5.A PL
..79548@-AC-3	SALON LOFTS GROUP, LLC - REVOLVING LOAN		06/28/2024	DIRECT		125,100	125,100	125,100	93,825	0	0	0	0	0	125,100	0	0	0	6,782	08/31/2028	3.B PL
..79548@-AD-1	SALON LOFTS GROUP, LLC - DELAYED DRAW TE		04/01/2024	Direct		157,505	157,505	157,505	19,739	0	0	0	0	0	157,505	0	0	0	2,644	08/31/2028	3.B PL
..79548@-AE-9	SALON LOFTS GROUP, LLC - DELAYED DRAW TE		06/28/2024	Direct		212	212	210	212	0	0	0	0	0	212	0	0	0	19	08/31/2028	3.B PL
..79548@-AF-6	SALON LOFTS GROUP, LLC - DELAYED DRAW TE		06/28/2024	Direct		168	168	168	168	0	0	0	0	0	168	0	0	0	15	08/31/2028	3.B PL
..79548@-AG-4	SALON LOFTS GROUP, LLC - DELAYED DRAW TE		06/28/2024	Direct		70	70	70	70	0	0	0	0	0	70	0	0	0	6	08/31/2028	3.B PL
..79548@-AH-2	SALON LOFTS GROUP, LLC - DELAYED DRAW TE		06/28/2024	Direct		49	49	49	49	0	0	0	0	0	49	0	0	0	4	08/31/2028	3.B PL
..79548@-AK-5	SALON LOFTS GROUP, LLC - DELAYED DRAW TE		06/28/2024	Direct		64	64	64	64	0	0	0	0	0	64	0	0	0	4	08/31/2028	3.B PL
..80565@-AB-3	TTSI LOGISTICS, LLC - INITIAL TERM LOAN		04/01/2024	Direct		1,354	1,354	1,324	1,353	0	2	0	2	0	1,354	0	0	0	56	12/30/2026	5.B PL
..80604@-A#-1	SCANTRON CORPORATION - ADDITIONAL TERM L		04/01/2024	Direct		27,050	27,050	26,374	0	0	7	0	7	0	27,050	0	0	0	55	12/05/2025	5.B GI
..81100@-AA-3	SCREENING ACQUISITION, LLC - REVOLVER		06/26/2024	Direct		333,434	333,434	333,434	0	0	0	0	0	0	333,434	0	0	0	3,405	11/18/2026	4.B PL
..81100@-AB-1	SCREENING ACQUISITION, LLC - TERM LOAN		04/01/2024	Direct		6,031	6,031	5,895	6,024	0	7	0	7	0	6,031	0	0	0	250	11/18/2026	4.B PL
..81368N@-AG-0	SECRETARIAT ADVISORS 1L TL CL		06/28/2024	Redemption @ 100.00		216	216	215	215	0	0	0	0	0	215	0	1	1	11	12/13/2028	4.B PL
..81368N@-AH-8	SECRETARIAT 1L DDTL CL FUNDED		04/01/2024	Direct		34	34	34	34	0	0	0	0	0	34	0	0	0	1	12/29/2028	5.B GI

E05.57

STATEMENT AS OF JUNE 30, 2024 OF THE Reliance Standard Life Insurance Company

SCHEDULE D - PART 4

Show All Long-Term Bonds and Stock Sold, Redeemed or Otherwise Disposed of During the Current Quarter

1	2	3	4	5	6	7	8	9	10	Change In Book/Adjusted Carrying Value					16	17	18	19	20	21	22
										11	12	13	14	15							
CUSIP Identification	Description	Foreign	Disposal Date	Name of Purchaser	Number of Shares of Stock	Consideration	Par Value	Actual Cost	Prior Year Book/Adjusted Carrying Value	Unrealized Valuation Increase/(Decrease)	Current Year's (Amortization)/Accretion	Current Year's Other Than Temporary Impairment Recognized	Total Change in Book/Adjusted Carrying Value (11 + 12 - 13)	Total Foreign Exchange Change in Book /Adjusted Carrying Value	Book/Adjusted Carrying Value at Disposal Date	Foreign Exchange Gain (Loss) on Disposal	Realized Gain (Loss) on Disposal	Total Gain (Loss) on Disposal	Bond Interest/Stock Dividends Received During Year	Stated Contractual Maturity Date	NAIC Designation, NAIC Designation Modifier and SVO Administrative Symbol
..81368N-AH-8	SECRETARIAT 1L DDTL CL FUNDED		06/28/2024	Redemption @ 100.00		34	34	34	34	0	0	0	0	0	34	0	0	0	2	12/29/2028	4.B PL
..81579*-AA-9	SEGERDAHL CORP., THE - TERM LOAN		04/01/2024	Direct		8,508	8,508	8,317	8,499	0	10	0	10	0	8,508	0	0	0	568	11/25/2024	4.A PL
..81744*-AA-5	SEPARATION SOLUTIONS ENTERPRISES MEMBRAN		06/11/2024	Direct		95,047	95,047	92,433	93,616	0	1,431	0	1,431	0	95,047	0	0	0	5,294	10/23/2028	5.B GI
..82303*-AA-6	SHELTERLOGIC GROUP, INC. (AKA SLOGIC HOL		05/10/2024	Direct		560,228	560,228	560,228	0	0	0	0	0	0	560,228	0	0	0	23,008	04/30/2025	5.A PL
..82540*-AA-3	SHOWTIME ACQUISITION, L.L.C. - INITIAL T		06/28/2024	Direct		14,624	14,624	14,186	14,584	0	40	0	40	0	14,624	0	0	0	954	08/07/2028	4.B PL
..82540*-AA-3	SHOWTIME ACQUISITION, L.L.C. - INITIAL T		06/28/2024	Direct		5,466	5,466	5,302	5,451	0	15	0	15	0	5,466	0	0	0	357	08/07/2028	4.B PL
..82540*-AB-1	SHOWTIME ACQUISITION, L.L.C. - DDTL FACI		06/28/2024	Direct		836	836	823	0	0	0	0	0	0	836	0	0	0	33	08/07/2028	4.B PL
..82540*-AB-1	SHOWTIME ACQUISITION, L.L.C. - DDTL FACI		06/28/2024	Direct		312	312	308	0	0	0	0	0	0	312	0	0	0	12	08/07/2028	4.B PL
..82540*-AC-9	SHOWTIME ACQUISITION, L.L.C. - REVOLVING		06/28/2024	DIRECT		86,127	86,127	86,127	0	0	0	0	0	0	86,127	0	0	0	1,108	08/07/2028	4.B
..82540*-AC-9	SHOWTIME ACQUISITION, L.L.C. - REVOLVING		06/28/2024	DIRECT		18,741	18,741	18,741	0	0	0	0	0	0	18,741	0	0	0	241	08/07/2028	4.B
..82554*-AD-6	SHRIEVE CHEMICAL COMPANY, LLC - ADDITION		04/01/2024	Direct		584	584	571	584	0	1	0	1	0	584	0	0	0	24	12/02/2024	4.B PL
..82554*-AH-7	SHRIEVE CHEMICAL COMPANY, LLC - FOURTH A		05/01/2024	Direct		185,389	185,389	182,984	183,445	0	1,944	0	1,944	0	185,389	0	0	0	6,712	12/02/2024	4.B PL
..82654*-AB-9	SIFFRON BUYER, LLC - TERM LOAN		05/01/2024	Direct		17,818	17,818	17,417	17,795	0	23	0	23	0	17,818	0	0	0	794	09/01/2027	4.C PL
..82661L-A*-2	SIGMATRON INTERNATIONAL, INC. - TERM LOA		04/30/2024	Direct		21,675	21,675	21,248	21,635	0	40	0	40	0	21,675	0	0	0	959	07/18/2027	5.B GI
..82709*-AA-6	SILK HOLDINGS III CORP. - INITIAL TERM L		06/28/2024	Direct		5,000	5,000	4,888	4,990	0	10	0	10	0	5,000	0	0	0	322	05/01/2029	2.B PL
..83007*-AB-3	OPALEVE ACQUISITION HOLDINGS, INC. - INI		04/01/2024	Direct		12,007	12,007	11,677	11,989	0	18	0	18	0	12,007	0	0	0	500	11/14/2027	4.A PL
..83007*-AC-1	SIXAXIS, LLC - ADDITIONAL TERM LOAN		04/01/2024	Direct		4,098	4,098	4,017	4,140	0	(41)	0	(41)	0	4,098	0	0	0	201	11/14/2027	5.B GI
..83083*-AA-0	SKYLINE DISPLAYS BUYER, INC. - TERM LOAN		06/28/2024	Paydown		2,008	0	2,008	0	0	0	0	0	2,008	0	0	0	0	0	01/13/2026	3.C PL
..83125*-AA-0	SLEEP OPCO LLC - INITIAL TERM LOAN		06/28/2024	Direct		22,462	22,462	22,039	22,408	0	54	0	54	0	22,462	0	0	0	1,436	10/12/2026	4.A PL
..83125*-AD-4	SLEEP OPCO LLC - SECOND AMENDMENT ADDITI		06/28/2024	Direct		815	815	791	812	0	3	0	3	0	815	0	0	0	54	10/12/2026	5.B GI
..832682-A*-5	SMTC CORPORATION - ADDITIONAL TERM LOAN		06/28/2024	Direct		4,096	4,096	4,028	4,090	0	6	0	6	0	4,096	0	0	0	209	04/25/2026	4.C PL
..832682-A*-7	SMTC CORPORATION - TERM LOAN		06/28/2024	Direct		56,277	56,277	54,862	56,170	0	107	0	107	0	56,277	0	0	0	2,749	04/05/2026	4.C PL
..83547T-A*-1	SONIFI SOLUTIONS, INC. (FKA LODGENET INT		04/01/2024	Direct		4,503	4,503	4,503	4,503	0	0	0	0	0	4,503	0	0	0	152	11/17/2026	5.B GI
..83549*-AC-4	SONNY'S ENTERPRISES, LLC - RESTATEMENT D		06/28/2024	Direct		8,491	8,491	8,342	8,483	0	8	0	8	0	8,491	0	0	0	527	08/05/2028	5.B GI
..83605Q-A*-8	SOULCYCLE INC. - INITIAL TERM LOAN		04/01/2024	Direct		497,332	497,332	497,332	497,332	0	0	0	0	0	497,332	0	0	0	0	06/30/2025	6. PL
..84302R-B*-5	SOUTHERN GRAPHICS INC. - TERM A LOAN (FI		06/28/2024	Direct		8,826	8,826	7,764	8,273	0	7	0	7	0	8,826	0	0	0	0	11/17/2026	5.C PL
..84624*-AA-4	KARMAN HOLDINGS LLC - TERM LOAN		04/05/2024	Direct		79,008	80,418	78,206	0	0	174	0	174	0	78,363	0	645	645	2,039	12/21/2025	2.C PL
..84624*-AB-2	KARMAN HOLDINGS LLC - REVOLVING LOAN		06/07/2024	Direct		102,017	102,017	102,017	61,210	0	0	0	0	0	102,017	0	0	0	4,089	12/21/2025	3.C PL
..84677*-AB-2	SPARTAN BUYER ACQUISITION CO. - TRANCHE		06/28/2024	Direct		2,037	2,037	2,010	2,006	0	2	0	2	0	2,037	0	0	0	164	06/02/2027	3.B PL
..84677*-AC-0	SPARTAN BUYER ACQUISITION CO. - INCREMEN		06/28/2024	Direct		140	140	137	138	0	0	0	0	0	140	0	0	0	12	06/02/2027	3.B PL
..84771*-AB-3	SPEEDSTAR HOLDING LLC - INITIAL TERM LOA		06/28/2024	Direct		3,228	3,228	3,170	3,224	0	5	0	5	0	3,228	0	0	0	210	01/22/2027	4.B PL
..85286*-AA-2	STANADYNE OPERATING COMPANY LLC - REVOLV		06/14/2024	Paydown		8,193	8,077	7,112	7,363	0	334	0	334	0	8,193	0	0	0	0	07/31/2028	4.C PL
..85286*-AB-0	STANADYNE OPERATING COMPANY LLC - TERM L		06/01/2024	Direct		86	0	82	0	0	0	0	0	0	86	0	0	0	0	07/31/2028	4.C PL
..86254*-AB-8	STRADA SERVICES, LLC - INITIAL TERM LOAN		04/01/2024	Direct		3,845	3,845	3,787	3,842	0	2	0	2	0	3,845	0	0	0	152	12/21/2027	4.B PL
..86254*-AC-6	STRADA SERVICES, LLC - DELAYED DRAW TERM		04/01/2024	Direct		2,563	2,563	2,531	2,562	0	1	0	1	0	2,563	0	0	0	101	12/21/2027	4.B PL
..86323*-AB-3	STREAMLAND MEDIA MIDCO LLC - TENTH AMEND		06/28/2024	Direct		11,377	11,377	11,150	11,377	0	0	0	0	0	11,377	0	0	0	549	12/31/2024	3.A PL
..86843*-AB-4	SUPERMAN HOLDINGS, LLC - INITIAL TERM LO		06/28/2024	Direct		5,220	5,220	5,121	5,209	0	10	0	10	0	5,220	0	0	0	300	08/31/2027	5.B GI
..86933*-AB-5	JACKSON PAPER MANUFACTURING COMPANY - IN		06/12/2024	Direct		5,212	5,212	5,094	5,205	0	6	0	6	0	5,212	0	0	0	246	08/26/2026	4.C PL
..86955*-AA-8	SUVETO BUYER, LLC - DELAYED DRAW TERM LO		06/28/2024	Direct		1,440	1,440	1,420	1,438	0	2	0	2	0	1,440	0	0	0	71	09/09/2027	3.A PL
..86955*-AB-6	SUVETO BUYER, LLC - REVOLVING LOAN		06/07/2024	Direct		74,439	74,439	74,439	32,019	0	0	0	0	0	74,439	0	0	0	1,354	09/09/2027	3.A PL
..87258Y-AD-3	TMC BUYER, INC. - INITIAL TERM LOAN		04/30/2024	Direct		26,306	26,306	22,888	24,396	0	199	0	199	0	26,306	0	0	0	773	06/30/2028	4.B FE
..87326*-AA-2	TIWAS HOLDINGS, LLC - DELAYED DRAW TERM L		06/28/2024	Direct		879	879	879	879	0	0	0	0	0	879	0	0	0	63	12/30/2026	3.B PL
..87326*-AC-8	TIWAS HOLDINGS, LLC - INITIAL TERM LOAN		06/28/2024	Direct		3,408	3,408	3,349	3,403	0	5	0	5	0	3,408	0	0	0	243	12/30/2026	3.B PL
..87326*-AD-6	TIWAS HOLDINGS, LLC - FIRST AMENDMENT TER		06/28/2024	Direct		4,562	4,562	4,516	4,557	0	5	0	5	0	4,562	0	0	0	325	12/30/2026	3.B PL
..87326*-AE-4	TIWAS HOLDINGS, LLC - TRANCHE 2 DELAYED D		06/28/2024	Direct		7,480	7,480	7,406	7,472	0	8	0	8	0	7,480	0	0	0	533	12/30/2026	3.B PL
..87326*-AF-1	TIWAS HOLDINGS, LLC - TRANCHE 2 DELAYED D		06/28/2024	Direct		11,808	11,808	11,808	11,808	0	0	0	0	0	11,808	0	0	0	841	12/30/2026	3.B PL

E05.58

STATEMENT AS OF JUNE 30, 2024 OF THE Reliance Standard Life Insurance Company

SCHEDULE D - PART 4

Show All Long-Term Bonds and Stock Sold, Redeemed or Otherwise Disposed of During the Current Quarter

1	2	3	4	5	6	7	8	9	10	Change In Book/Adjusted Carrying Value					16	17	18	19	20	21	22
										11	12	13	14	15							
CUSIP Identification	Description	Foreign	Disposal Date	Name of Purchaser	Number of Shares of Stock	Consideration	Par Value	Actual Cost	Prior Year Book/Adjusted Carrying Value	Unrealized Valuation Increase/(Decrease)	Current Year's (Amortization)/Accretion	Current Year's Other Than Temporary Impairment Recognized	Total Change in Book/Adjusted Carrying Value (11 + 12 - 13)	Total Foreign Exchange Change in Book /Adjusted Carrying Value	Book/Adjusted Carrying Value at Disposal Date	Foreign Exchange Gain (Loss) on Disposal	Realized Gain (Loss) on Disposal	Total Gain (Loss) on Disposal	Bond Interest/Stock Dividends Received During Year	Stated Contractual Maturity Date	NAIC Designation, NAIC Designation Modifier and SVO Administrative Symbol
..87330#-AA-2	TTSI LOGISTICS, LLC - ADDITIONAL TERM LO		04/01/2024	Direct		396	396	388	396	0	0	0	0	0	396	0	0	0	16	12/30/2026	5.B PL
..87330#-AC-8	TTSI LOGISTICS, LLC - THIRD AMENDMENT TE		04/01/2024	Direct		1,553	1,553	1,518	1,551	0	2	0	2	0	1,553	0	0	0	64	12/30/2026	5.B PL
..87333#-AB-9	TOFIV BPS INTERMEDIATE HOLDCO LLC - TERM		05/06/2024	Direct		127,848	127,848	124,333	127,583	0	265	0	265	0	127,848	0	0	0	6,698	11/03/2027	4.B PL
..87333#-AC-7	TOFIV BPS INTERMEDIATE HOLDCO LLC - ADDI		05/06/2024	Direct		5,528	5,528	5,376	5,514	0	14	0	14	0	5,528	0	0	0	240	11/03/2027	4.B PL
..87814*-AB-9	TEACHING COMPANY, LLC, THE - TERM LOAN		04/01/2024	Direct		2,379	2,379	2,368	2,379	0	0	0	0	0	2,379	0	0	0	69	01/06/2026	4.A PL
..87814*-AC-7	TEACHING COMPANY, LLC, THE - REVOLVING L		06/03/2024	Direct		18,566	18,566	18,566	0	0	0	0	0	0	18,566	0	0	0	589	01/06/2026	4.A PL
..88037H-AN-4	TENNECO INC TERM LOAN		06/28/2024	Direct		101	101	82	99	0	2	0	2	0	101	0	0	0	0	11/17/2028	4.A FE
..88249#-AA-2	TEXAS HYDRAULICS HOLDINGS, INC. - TERM L		06/28/2024	Direct		26,641	26,641	26,108	25,690	0	53	0	53	0	26,641	0	0	0	1,585	12/22/2026	5.B GI
..88552X-AC-8	THRASIO, LLC - INITIAL TERM LOAN		04/25/2024	Various		162,029	540,085	162,029	265,689	0	17,754	121,414	(103,659)	0	162,029	0	0	0	0	12/18/2026	5.B GI
..88552X-AC-0	THRASIO, LLC - ROLL-UP LOAN		05/01/2024	Paydown		0	0	0	0	0	0	0	0	0	1,417	0	0	0	0	07/01/2024	5.A FE
..88607C-AB-0	NEW AMI I, LLC - INITIAL TERM LOAN (FIRS		06/28/2024	Direct		7,145	7,145	6,859	7,124	0	21	0	21	0	7,145	0	0	0	409	03/08/2029	4.B FE
..88610#-AA-3	THUNDER PURCHASER, INC. - CLOSING DATE T		06/28/2024	Direct		3,686	3,686	3,612	3,680	0	5	0	5	0	3,686	0	0	0	104	06/30/2028	5.B GI
..88610#-AB-1	THUNDER PURCHASER, INC. - DELAYED DRAW T		06/28/2024	Direct		974	974	964	973	0	1	0	1	0	974	0	0	0	27	06/30/2028	5.B GI
..88724*-AD-2	TIME MANUFACTURING HOLDINGS, LLC - REVOL		05/14/2024	Direct		97,219	97,219	97,146	71,237	0	15	0	15	0	97,219	0	0	0	2,752	12/01/2027	4.B PL
..88906Q-AC-6	TOKEN BUYER, INC. - TERM LOAN B		06/28/2024	Direct		4,323	4,323	3,977	4,322	0	1	0	1	0	4,323	0	0	0	252	05/31/2029	5.C FE
..89103#-AA-3	TORCSILL FOUNDATIONS, LLC - TERM LOAN		06/28/2024	Direct		30,087	30,087	29,326	30,029	0	58	0	58	0	30,087	0	0	0	2,412	10/22/2024	5.B GI
..89158H-AB-1	TOUCHSTONE ACQUISITION, INC. - FIRST LIE		06/28/2024	Direct		5,400	5,400	5,292	5,394	0	6	0	6	0	5,400	0	0	0	236	12/29/2028	5.B GI
..89159#-AA-6	TOTALMED HOLDINGS LLC - TERM LOAN		06/07/2024	Direct		246,703	246,703	237,160	245,843	0	860	0	860	0	246,703	0	0	0	16,053	03/20/2028	4.B PL
..89440*-AB-7	TRAVEL LEADERS GROUP, LLC - TERM LOAN		06/28/2024	Direct		30,852	30,852	30,110	30,241	0	74	0	74	0	30,852	0	0	0	2,152	03/27/2028	4.C PL
..89446#-AB-7	TRAVEL NURSE ACROSS AMERICA, LLC - TERM		05/13/2024	Direct		46,701	46,701	45,835	46,641	0	60	0	60	0	46,701	0	0	0	2,139	12/16/2026	4.B PL
..89446#-AC-5	TRAVEL NURSE ACROSS AMERICA, LLC - ADDIT		05/13/2024	Direct		54,447	54,447	53,495	54,376	0	72	0	72	0	54,447	0	0	0	2,497	12/16/2026	4.B PL
..89446#-AD-3	TRAVEL NURSE ACROSS AMERICA, LLC - SECON		05/13/2024	Direct		12,149	12,149	12,149	0	0	0	0	0	0	12,149	0	0	0	558	12/16/2026	4.B PL
..89609W-A#-4	TRIBUNE PUBLISHING COMPANY - SECOND ADDI		06/28/2024	Direct		97,027	97,027	95,693	96,113	0	914	0	914	0	97,027	0	0	0	5,676	05/24/2026	3.C PL
..89609W-A*-8	TRIBUNE PUBLISHING COMPANY - INITIAL TER		06/28/2024	Direct		30,363	30,363	30,363	0	0	0	0	0	0	30,363	0	0	0	1,326	05/24/2026	3.C PL
..89609W-A#-6	TRIBUNE PUBLISHING COMPANY - ADDITIONAL		06/28/2024	Direct		49,828	49,828	49,372	45,389	0	282	0	282	0	49,828	0	0	0	3,310	05/24/2026	3.C PL
..89609W-B*7	TRIBUNE PUBLISHING COMPANY - THIRD ADDIT		06/28/2024	Direct		47,594	47,594	46,939	47,037	0	557	0	557	0	47,594	0	0	0	1,503	05/27/2027	3.C PL
..89668#-AA-2	TRINTECH INC. - INITIAL TERM LOAN		04/30/2024	Direct		6,043	6,043	5,862	6,033	0	10	0	10	0	6,043	0	0	0	246	07/25/2029	5.B GI
..89671#-AA-5	MID-CAP TRIO, LP - CLOSING DATE TERM A L		06/28/2024	Direct		4,316	4,316	4,238	4,307	0	8	0	8	0	4,316	0	0	0	267	09/20/2025	4.B PL
..89671#-AC-1	TRIO US HOLDCO INC. - FOURTH AMENDMENT T		06/28/2024	Direct		1,882	2,052	2,052	0	0	0	0	0	0	2,052	0	(170)	(170)	394	09/20/2026	4.B PL
..89686#-AA-8	TRIWIZARD HOLDINGS, INC. - REVOLVING CRE		06/14/2024	Direct		222,222	222,222	216,111	0	0	2,831	0	2,831	0	222,222	0	0	0	4,940	06/29/2029	5.B GI
..89782#-AC-9	TRUCKPRO, LLC - CLOSING DATE TERM LOAN		06/28/2024	Direct		7,272	7,272	7,054	7,250	0	22	0	22	0	7,272	0	0	0	487	08/16/2028	4.B PL
..89789M-AB-7	TRULITE HOLDING CORP. - INITIAL TERM LOA		06/28/2024	Direct		16,406	16,406	16,078	0	0	16	0	16	0	16,406	0	0	0	891	03/01/2030	4.B FE
..90003#-AA-2	TURBO WHOLESALE TIRES, INC. - TERM LOAN		06/28/2024	Direct		36,357	36,357	35,449	36,287	0	70	0	70	0	36,357	0	0	0	1,887	10/31/2027	5.B GI
..90003#-AC-8	TURBO WHOLESALE TIRES, LLC - ADDITIONAL		06/28/2024	Direct		8,583	8,583	8,369	8,565	0	18	0	18	0	8,583	0	0	0	398	10/31/2027	5.B GI
..90364#-AE-7	USF S&H HOLDCO, LLC - TRANCHE B TERM LOA		06/28/2024	Direct		3,807	3,807	3,388	3,749	0	57	0	57	0	3,807	0	0	0	197	06/30/2025	4.B PL
..90376*-AB-3	USSC ACQUISITION CORP. - TERM LOAN		06/21/2024	Direct		1,168,864	1,168,864	1,152,500	1,158,636	0	10,228	0	10,228	0	1,168,864	0	0	0	67,888	09/30/2027	4.C PL
..90376*-AC-1	USSC ACQUISITION CORP. - FIRST DELAYED D		06/21/2024	Direct		297,071	297,071	295,126	295,121	0	1,950	0	1,950	0	297,071	0	0	0	20,352	09/30/2027	4.C PL
..90376*-AF-4	USSC ACQUISITION CORP. - FIRST INCREMENT		06/21/2024	Direct		139,256	139,256	136,819	136,845	0	2,411	0	2,411	0	139,256	0	0	0	22,703	09/30/2027	5.B GI
..91136E-AL-9	UNITED RENTALS TL TB CL		06/28/2024	Direct		625	625	623	0	0	0	0	0	0	625	0	0	0	13	02/07/2031	2.C FE
..91275#-AB-1	U.S. ZINC CORP. - TERM LOAN		06/28/2024	Direct		35,055	35,055	34,178	34,965	0	89	0	89	0	35,055	0	0	0	2,128	05/31/2027	4.A PL
..91490#-BD-9	UNIVISION COMMUNICATIONS INC. - 2022 INC		06/28/2024	Direct		1,250	1,250	1,213	1,247	0	3	0	3	0	1,250	0	0	0	61	06/24/2029	4.A FE
..91865*-AB-9	VACATION RENTAL PROS PROPERTY MANAGEMENT		04/01/2024	Direct		3,070	3,070	3,009	3,067	0	3	0	3	0	3,070	0	0	0	185	02/01/2027	4.B PL
..91865*-AC-7	VACATION RENTAL PROS PROPERTY MANAGEMENT		04/01/2024	Direct		3,963	3,963	3,923	3,961	0	2	0	2	0	3,963	0	0	0	239	02/01/2027	4.B PL
..91865#-AA-9	VSG ACQUISITION CORP. - CLOSING DATE TER		06/28/2024	Direct		902	902	888	901	0	1	0	1	0	902	0	0	0	51	04/11/2028	3.A PL
..91865#-AB-7	VSG ACQUISITION CORP. - DELAYED DRAW TER		06/28/2024	Direct		256	256	256	256	0	0	0	0	0	256	0	0	0	17	04/11/2028	3.A PL
..91865#-AC-5	VSG ACQUISITION CORP. - REVOLVING LOAN		05/24/2024	Direct		11,304	11,304	11,304	0	0	0	0	0	11,304	0	0	0	0	234	04/11/2028	3.A PL

E05.59

STATEMENT AS OF JUNE 30, 2024 OF THE Reliance Standard Life Insurance Company

SCHEDULE D - PART 4

Show All Long-Term Bonds and Stock Sold, Redeemed or Otherwise Disposed of During the Current Quarter

1	2	3	4	5	6	7	8	9	10	Change In Book/Adjusted Carrying Value					16	17	18	19	20	21	22
										11	12	13	14	15							
CUSIP Ident-ification	Description	For-foreign	Disposal Date	Name of Purchaser	Number of Shares of Stock	Consid-eration	Par Value	Actual Cost	Prior Year Book/ Adjusted Carrying Value	Unrealized Valuation Increase/ (Decrease)	Current Year's (Amor-tization)/ Accretion	Current Year's Other Than Temporary Impairment Recogn-ized	Total Change in Book/ Adjusted Carrying Value (11 + 12 - 13)	Total Foreign Exchange Change in Book /Adjusted Carrying Value	Book/ Adjusted Carrying Value at Disposal Date	Foreign Exchange Gain (Loss) on Disposal	Realized Gain (Loss) on Disposal	Total Gain (Loss) on Disposal	Bond Interest/ Stock Dividends Received During Year	Stated Con-tractual Maturity Date	NAIC Design-ation, NAIC Design-ation Modifier and SVO Admini-strative Symbol
..91867*-AA-9	VT GROUP HOLDINGS, INC. - TERM LOAN		06/28/2024	Direct		8,937	8,937	8,713	8,914	0	23	0	23	0	8,937	0	0	0	714	09/18/2028	4.B PL
..91867*-AB-7	VT GROUP HOLDINGS, INC. - REVOLVING CRED		06/28/2024	Direct		45,364	45,364	40,828	45,364	0	0	0	0	0	45,364	0	0	0	3,607	09/18/2028	4.B PL
..91867*-AC-5	VT GROUP HOLDINGS, INC. - ADDITIONAL TER		06/05/2024	DIRECT		59,150	59,150	57,672	0	0	198	0	198	0	57,870	0	1,281	1,281	0	09/18/2028	5.B GI
..92025*-AA-6	POLYMER ADDITIVES HOLDINGS, INC. - TERM		06/28/2024	Direct		24,289	24,289	23,804	24,241	0	49	0	49	0	24,289	0	0	0	1,527	07/30/2027	4.C PL
..92025*-AB-4	POLYMER ADDITIVES HOLDINGS, INC. - REVOL		06/05/2024	Direct		164,168	164,168	164,168	115,162	0	0	0	0	0	164,168	0	0	0	7,077	07/30/2027	4.C PL
..92178*-AD-1	VANDER-BEND MANUFACTURING, INC. - THIRD		05/21/2024	DIRECT		1,652,315	1,652,315	1,623,399	1,641,575	0	2,265	0	2,265	0	1,643,840	0	8,475	8,475	105,868	11/13/2025	4.A PL
..92178*-AF-6	VANDER-BEND MANUFACTURING, INC. - FOURTH		05/21/2024	DIRECT		887,358	887,358	880,703	884,590	0	584	0	584	0	885,174	0	2,184	2,184	56,855	11/13/2025	4.A PL
..92178*-AG-4	VANDER-BEND MANUFACTURING, INC. - FIFTH		05/21/2024	DIRECT		1,023,995	1,023,996	1,008,636	1,013,376	0	2,239	0	2,239	0	1,015,615	0	8,380	8,380	65,610	11/13/2025	4.A PL
..92256*-AA-4	VEHICLE ACCESSORIES, INC. - TERM LOAN		06/26/2024	Direct		1,223	1,223	1,206	1,220	0	3	0	3	0	1,223	0	0	0	112	11/30/2026	2.B PL
..92263*-AB-5	VENDAVO HOLDINGS, INC. - INITIAL TERM LO		06/28/2024	Direct		1,389	1,389	1,377	1,388	0	1	0	1	0	1,389	0	0	0	79	09/10/2027	4.A PL
..92827*-AB-0	VIRTUUM HOLDCO LLC - TERM LOAN		05/16/2024	Direct		224,697	224,697	220,377	224,235	0	462	0	462	0	224,697	0	0	0	7,867	05/10/2025	4.A PL
..92835*-AA-4	IMPERIAL OPTICAL MIDCO INC. - TWELFTH AM		06/01/2024	Direct		5,403	0	0	0	0	0	0	0	0	5,403	0	0	0	0	06/01/2025	3.B PL
..92835*-AB-2	IMPERIAL OPTICAL MIDCO INC. - ELEVENTH T		06/01/2024	Direct		2,686	0	0	0	0	0	0	0	0	2,686	0	0	0	0	06/01/2025	3.B PL
..92835*-AC-0	IMPERIAL OPTICAL MIDCO INC. - TWELFTH TR		06/01/2024	Direct		3,602	0	0	0	0	0	0	0	0	3,602	0	0	0	0	06/01/2025	3.B PL
..92835*-AD-8	IMPERIAL OPTICAL MIDCO INC. - THIRTEENTH		06/01/2024	Direct		1,210	0	0	0	0	0	0	0	0	1,210	0	0	0	0	06/01/2025	3.B PL
..92856*-AA-0	VITESSE SYSTEMS PARENT, LLC - INITIAL TE		06/28/2024	Direct		6,125	6,125	6,003	6,113	0	12	0	12	0	6,125	0	0	0	401	12/22/2028	4.C
..92872*-AA-0	VOLTAGRID LLC - INITIAL LOAN		06/28/2024	Direct		7,427	7,427	7,130	0	0	13	0	13	0	7,427	0	0	0	196	02/28/2029	5.B GI
..92942L-AD-3	WH BORROWER, LLC - 2024-2 TERM LOAN		06/28/2024	Direct		17,845	17,845	17,174	17,787	0	58	0	58	0	17,845	0	0	0	724	02/15/2027	4.B FE
..92988*-AA-7	APPVION, LLC - INITIAL TERM LOAN		04/01/2024	Direct		9,382	9,382	9,228	9,330	0	53	0	53	0	9,382	0	0	0	389	10/28/2027	4.A PL
..92990*-AA-3	WP OPP HOLDINGS, LLC - INITIAL TERM LOAN		06/28/2024	Direct		32,204	32,204	31,412	31,653	0	49	0	49	0	32,204	0	0	0	1,567	11/28/2029	4.B PL
..93005*-AA-8	W3 TOPCO LLC - LOAN		06/28/2024	Direct		10,945	10,945	10,507	0	0	24	0	24	0	10,945	0	0	0	112	03/22/2029	4.A PL
..94690*-AA-6	WEALTH ENHANCEMENT GROUP, LLC - MAY 2022		04/01/2024	Direct		3,781	3,781	3,772	3,308	0	0	0	0	0	3,781	0	0	0	93	10/04/2027	3.B PL
..96226*-AA-0	WHARF STREET RATING ACQUISITION LLC - TE		06/28/2024	Direct		7,941	7,941	7,808	7,928	0	13	0	13	0	7,941	0	0	0	524	12/10/2027	5.B GI
..96468*-AG-4	WHITEBRIDGE PET BRANDS, LLC - INITIAL TE		06/24/2024	Direct		22,765	22,765	22,537	22,741	0	24	0	24	0	22,765	0	0	0	709	07/29/2027	2.C PL
..97383*-AA-1	WINEBOW HOLDINGS, INC. (VINTNER GROUP, I		06/28/2024	Direct		8,737	8,737	8,656	8,722	0	15	0	15	0	8,737	0	0	0	516	07/01/2025	4.A PL
..98739*-AB-4	YOSEMITE INTERMEDIATE I, INC. - TERM LOA		04/01/2024	Direct		6,807	6,807	6,671	6,800	0	7	0	7	0	6,807	0	0	0	264	12/13/2026	4.A PL
..00000-00-0	CREDIT L		04/01/2024	Redemption @ 96.64		1,526	0	0	1,526	0	0	0	0	0	1,526	0	0	0	0	08/31/2024	6.
..00000-00-0	MONLEASING FINCO - TERM LOAN	B	04/01/2024	Redemption @ 75.60		52,017	52,025	43,028	56,339	0	475	0	475	0	56,814	(4,797)	0	(4,797)	0	10/01/2025	5.B GI
..B8A590-6T-4	ASURION LLC		06/28/2024	Redemption @ 100.00		86	86	85	86	0	0	0	0	0	86	0	0	0	4	11/04/2024	4.A FE
..BGH79X-BE-7	FAIRBANKS MORSE DEFENSE TERM LOAN (06/21		06/28/2024	Redemption @ 100.00		750	750	746	750	0	0	0	0	0	750	0	0	0	39	06/23/2028	4.C FE
..BGH72Z-2Y-0	VECTOR (USNR WOOD FIBER) TL TLB CL		06/28/2024	Redemption @ 100.00		250	250	246	250	0	0	0	0	0	250	0	0	0	12	10/08/2028	4.B FE
..BGH7GZ-3V-5	FLORIDA FOOD TL TLB CL		06/28/2024	Various		625	625	613	624	0	1	0	1	0	625	0	0	0	33	10/18/2028	5.B FE
..BRVBP6-Z4-4	CASEWARE INTERNATIONAL INC. - TERM USD L	A	04/30/2024	Direct		4,532	4,532	4,419	4,525	0	7	0	7	0	4,532	0	0	0	160	06/05/2026	4.B PL
..BRYX13-LN-0	OCM LUXEMBOURG BACCARAT BIDCO S.A.R.L. (D	04/01/2024	Direct		5,351	5,351	5,244	0	0	1	0	1	0	5,351	0	0	0	0	06/03/2028	5.B GI
..C2393*-AA-2	CASEWARE INTERNATIONAL INC. - TERM EUR L		04/30/2024	Direct		4,113	4,133	4,552	4,651	0	6	0	6	0	4,658	(545)	0	(545)	126	06/05/2026	4.B PL
..C3606*-AA-5	GATEWAY US HOLDINGS, INC. - SEVENTH AMEN		06/28/2024	Direct		15,000	15,000	14,850	14,974	0	26	0	26	0	15,000	0	0	0	1,308	09/22/2024	2.C PL
..C3606*-AB-3	GATEWAY US HOLDINGS, INC. - EIGHTH AMEND		06/28/2024	Direct		343	343	343	343	0	0	0	0	0	343	0	0	0	30	09/22/2026	2.C PL
..C3606*-AE-7	GATEWAY US HOLDINGS, INC. - EIGHTH AMEND		06/28/2024	Direct		1,511	1,511	1,511	1,511	0	0	0	0	0	1,511	0	0	0	132	09/22/2026	2.C PL
..C8738*-AA-3	TECHINSIGHTS INC. - INITIAL LAST OUT TER	A	06/28/2024	Direct		13,477	13,477	13,190	13,459	0	18	0	18	0	13,477	0	0	0	833	11/09/2027	4.B PL
..C8738*-AB-1	TECHINSIGHTS INC. - DELAYED DRAW FIRST 0		06/28/2024	Direct		4,850	4,850	4,801	4,846	0	4	0	4	0	4,850	0	0	0	305	11/09/2027	4.B PL
..C9196*-AA-0	PRECINMAC (US) HOLDINGS INC. - CANADIAN		06/28/2024	Direct		858	858	858	858	0	0	0	0	0	858	0	0	0	50	08/31/2027	4.C PL
..C9288B-AC-0	INTOUCH MIDCO INC. - INITIAL TERM LOAN (06/25/2024	Direct		1,165,203	1,165,203	1,124,421	1,153,033	0	12,170	0	12,170	0	1,165,203	0	0	0	58,991	08/25/2025	4.B FE
..F4895*-AA-8	RGIS SERVICES, LLC - TERM LOAN (FRA)	B	04/01/2024	Direct		1,334	1,338	1,238	1,257	0	1	0	1	0	1,258	76	0	76	38	08/03/2027	5.B GI
..G0450*-AA-4	ARC NETWORK HOLDINGS CORP. - INITIAL TER		05/22/2024	Direct		71,584	71,584	69,795	71,442	0	142	0	142	0	71,584	0	0	0	4,658	10/31/2027	4.B PL
..G0450*-AB-2	ARC NETWORK HOLDINGS CORP. - REVOLVING L		05/22/2024	Direct		115,125	115,125	115,125	115,125	0	0	0	0	0	115,125	0	0	0	7,498	10/31/2027	4.B PL
..G7333*-AA-4	RGIS SERVICES, LLC - TERM LOAN (GBR)	B	04/01/2024	Direct		1,233	1,237	1,144	1,162	0	1	0	1	0	1,163	70	0	70	35	08/03/2027	5.B GI

EO5.60

STATEMENT AS OF JUNE 30, 2024 OF THE Reliance Standard Life Insurance Company

SCHEDULE D - PART 4

Show All Long-Term Bonds and Stock Sold, Redeemed or Otherwise Disposed of During the Current Quarter

1	2	3	4	5	6	7	8	9	10	Change In Book/Adjusted Carrying Value					16	17	18	19	20	21	22	
										11	12	13	14	15								
CUSIP Identification	Description	Foreign	Disposal Date	Name of Purchaser	Number of Shares of Stock	Consideration	Par Value	Actual Cost	Prior Year Book/Adjusted Carrying Value	Unrealized Valuation Increase/(Decrease)	Current Year's (Amortization)/Accretion	Current Year's Other Than Temporary Impairment Recognized	Total Change in Book/Adjusted Carrying Value (11 + 12 - 13)	Total Foreign Exchange Change in Book /Adjusted Carrying Value	Book/Adjusted Carrying Value at Disposal Date	Foreign Exchange Gain (Loss) on Disposal	Realized Gain (Loss) on Disposal	Total Gain (Loss) on Disposal	Bond Interest/Stock Dividends Received During Year	Stated Contractual Maturity Date	NAIC Designation, NAIC Designation Modifier and SVO Administrative Symbol	
.000000-00-0	HG SATURN LUCHACO LIMITED - ADDITIONAL F	B	05/02/2024	Direct		1,458,974	1,458,159	1,434,475	0	0	10,262	0	10,262	0	1,463,601	(4,627)	0	(4,627)	57,759	02/07/2029	5.B GI	
.000000-00-0	HOP ENERGY, LLC - PROTECTIVE ADVANCE NO.	B	05/14/2024	Direct		194,323	194,323	185,111	0	0	9,211	0	9,211	0	194,323	0	0	0	888	02/29/2028	5.B GI	
.000000-00-0	JOKER HOLDCO 3 S.A.R.L. - FACILITY B	B	04/30/2024	Direct		3,363,630	3,363,630	3,795,289	3,478,470	0	2,110	0	2,110	325,171	3,805,751	(442,120)	0	(442,120)	187,201	10/21/2024	5.B GI	
.10001L-AC-3	AI MISTRAL HOLDCO LIMITED - 2022 EXTENDE	D	06/28/2024	Direct		5,696	5,696	3,830	5,691	0	5	0	5	0	5,696	0	0	0	326	09/30/2025	4.C FE	
.16000*-AA-2	JOKER HOLDCO 3 S.A.R.L. - CAPEX FACILITY	B	04/30/2024	Direct		422,856	424,997	498,496	441,340	0	(3,669)	0	(3,669)	42,635	480,306	(57,449)	0	(57,449)	23,534	10/21/2024	5.B GI	
.16000*-AA-2	JOKER HOLDCO 3 S.A.R.L. - CAPEX FACILITY	B	04/30/2024	Direct		3,305,434	3,322,170	3,392,664	3,404,414	0	15,557	0	15,557	75,689	3,495,660	(190,226)	0	(190,226)	183,962	10/31/2024	5.B GI	
.16970*-AA-8	OCM LUXENBOURG BACCARAT BIDCO S.A.R.L. (C	04/01/2024	Direct		15,625	15,625	15,312	15,610	0	15	0	15	0	15,625	0	0	0	0	06/03/2027	4.B	
.18891*-AA-6	SUMUP HOLDINGS LUXENBOURG S.A.R.L. - ADD	D	05/23/2024	DIRECT		2,121,700	2,121,700	2,121,700	2,121,700	0	0	0	0	0	2,121,700	0	0	0	146,080	03/10/2026	5.B GI	
.000000-00-0	BAMBOO HEALTH HOLDINGS, LLC - REVOLVING		06/28/2024	DIRECT		15,161	15,161	15,161	0	0	0	0	0	0	15,161	0	0	0	379	05/06/2027	5.B GI	
.000000-00-0	FRANCHISE EQUITY PARTNERS, LP, SERIES 1		04/30/2024	Direct		444,003	444,003	429,924	429,924	0	0	0	0	0	444,003	0	0	0	14,079	10/29/2027	5.B GI	
.000000-00-0	FRANCHISE EQUITY PARTNERS, LP, SERIES 1		04/03/2024	Direct		3,511,847	3,511,848	3,511,848	3,429,445	0	(1)	0	(1)	0	3,511,847	0	0	0	102,606	10/29/2027	5.B GI	
.000000-00-0	RED ROBIN INTERNATIONAL, INC. - REVOLVIN		04/17/2024	Direct		162,222	162,222	162,222	0	0	0	0	0	0	162,222	0	0	0	4,096	03/04/2027	5.B GI	
.000000-00-0	HYLAN INTERMEDIATE HOLDINGS II LLC - TER		04/05/2024	Direct		1,729,332	1,729,332	1,729,332	1,669,720	0	0	0	0	0	1,729,332	0	0	0	136,841	03/11/2027	5.B GI	
.18221*-AA-6	SB GROUP LTD. - FACILITY B1		06/28/2024	Direct		20,475	20,454	22,011	21,020	0	63	0	63	1,545	22,628	(2,153)	0	(2,153)	1,162	09/02/2026	3.C PL	
.18221*-AB-4	SB GROUP LTD. - FACILITY B2		06/28/2024	Direct		18,750	18,731	20,157	19,250	0	57	0	57	1,415	20,722	(1,972)	0	(1,972)	1,064	09/02/2026	3.C PL	
.16671*-AB-2	OLYMPUS INVESTMENT B.V. - FACILITY B	B	06/28/2024	Paydown		4,970,470	4,808,100	3,156,052	2,244,007	0	2,792,514	0	2,792,514	438,657	5,475,178	(504,708)	0	(504,708)	168,751	09/12/2024	5.B GI	
.000000-00-0	PEGASUS ME BUYER, INC. (MYTHICS) - REVOL		06/03/2024	Direct		414,591	414,591	414,591	0	0	0	0	0	414,591	0	0	0	0	918	03/08/2029	5.B GI	
.000000-00-0	SPINAL USA, INC. (PRECISION MEDICAL, INC -		04/01/2024	Paydown		17,705	0	0	11,430	0	0	0	0	0	17,705	0	0	0	0	05/29/2025	5.B GI	
.000000-00-0	SPINAL USA, INC. (PRECISION MEDICAL, INC		06/01/2024	Direct		1,116	0	0	1,074	0	0	0	0	0	1,116	0	0	0	0	05/29/2025	5.B GI	
.000000-00-0	SALT DENTAL COLLECTIVE, LLC - 2024 DELAY		06/28/2024	Direct		2,488	2,488	2,443	0	0	0	0	0	0	2,488	0	0	0	5	06/20/2030	5.B GI	
1909999999. Subtotal - Bonds - Unaffiliated Bank Loans						132,591,966	133,430,485	129,532,850	85,986,752	0	3,746,615	121,414	3,625,201	886,509	132,478,519	(1,238,751)	(423,043)	(1,661,794)	5,178,504	XXX	XXX	
2509999997. Total - Bonds - Part 4						791,081,103	796,092,407	778,002,816	588,740,145	(67,156)	6,383,592	124,428	6,192,008	1,482,399	794,545,891	(3,228,803)	(2,014,932)	(5,243,735)	25,655,958	XXX	XXX	
2509999998. Total - Bonds - Part 5						XXX	XXX	XXX	XXX	XXX	XXX	XXX	XXX	XXX	XXX	XXX	XXX	XXX	XXX	XXX	XXX	XXX
2509999999. Total - Bonds						791,081,103	796,092,407	778,002,816	588,740,145	(67,156)	6,383,592	124,428	6,192,008	1,482,399	794,545,891	(3,228,803)	(2,014,932)	(5,243,735)	25,655,958	XXX	XXX	
.000000-00-0	DIGICEL INTERNATIONAL FINANCE LIMITED -		04/24/2024	DIRECT		1,103,000	11,271	0.00	11,030	0	0	0	0	0	11,030	0	241	241	0		5.B GI	
.29273V-AM-2	ENERGY TRANSFER LP		06/28/2024	Various		2,937,000,000	2,935,724	0.00	2,473,023	0	0	0	0	0	2,473,023	0	462,701	462,701	104,631		3.A FE	
.95002Y-AA-1	WELLS FARGO & CO		05/08/2024	MARKETAXESS CORPORATION		1,000,000,000	1,066,169	0.00	1,008,000	1,049,311	(41,311)	0	(41,311)	0	1,008,000	0	58,169	58,169	19,062		2.B FE	
4019999999. Subtotal - Preferred Stocks - Industrial and Miscellaneous (Unaffiliated) Perpetual Preferred						4,013,164	XXX	3,492,053	3,522,334	(41,311)	0	0	(41,311)	0	3,492,053	0	521,111	521,111	123,693	XXX	XXX	
4509999997. Total - Preferred Stocks - Part 4						4,013,164	XXX	3,492,053	3,522,334	(41,311)	0	0	(41,311)	0	3,492,053	0	521,111	521,111	123,693	XXX	XXX	
4509999998. Total - Preferred Stocks - Part 5						XXX	XXX	XXX	XXX	XXX	XXX	XXX	XXX	XXX	XXX	XXX	XXX	XXX	XXX	XXX	XXX	XXX
4509999999. Total - Preferred Stocks						4,013,164	XXX	3,492,053	3,522,334	(41,311)	0	0	(41,311)	0	3,492,053	0	521,111	521,111	123,693	XXX	XXX	
.29273V-10-0	ENERGY TRANSFER UNIT		05/06/2024	Piper Jaffray Co.		1,009,718,000	16,127,071	11,991,441	13,934,108	(1,942,667)	0	0	(1,942,667)	0	11,991,441	0	4,135,630	4,135,630	318,061			
5019999999. Subtotal - Common Stocks - Industrial and Miscellaneous (Unaffiliated) Publicly Traded						16,127,071	XXX	11,991,441	13,934,108	(1,942,667)	0	0	(1,942,667)	0	11,991,441	0	4,135,630	4,135,630	318,061	XXX	XXX	
.000000-00-0	HPS FEP AGGREGATOR, L.P. - LIMITED PARTN		04/30/2024	Direct		967,966,730	1,452,698	966,789	1,238,323	(290,515)	0	0	(290,515)	0	966,789	0	485,909	485,909	(2,340)			
.000000-00-0	HYLAN DATACOM & ELECTRICAL LLC - CLASS A		04/05/2024	DIRECT		35,520,000	361,640	436,839	1,457,918	(33,135)	0	987,944	(1,021,079)	0	436,839	0	(75,200)	(75,200)	0			
.000000-00-0	SEPARATION SOLUTIONS ENTERPRISES MEMBRAN		04/01/2024	Direct		1,043,767	127,911	127,911	0	0	0	0	0	0	127,911	0	0	0	0			
.000000-00-0	FEDERAL HOME LOAN BANK OF CHICAGO		06/28/2024	FHLB CHICAGO		15,000,000	1,500,000	1,500,000	0	0	0	0	0	0	1,500,000	0	0	0	70,299			
5029999999. Subtotal - Common Stocks - Industrial and Miscellaneous (Unaffiliated) Other						3,442,249	XXX	3,031,539	4,324,151	(323,650)	0	987,944	(1,311,594)	0	3,031,539	0	410,710	410,710	67,959	XXX	XXX	
.691543-10-2	OXFORD LANE CAPITAL ORD		06/24/2024	Piper Jaffray Co.		484,821,000	2,552,901	2,454,809	0	0	0	0	0	0	2,454,809	0	98,092	98,092	37,335			
5729999999. Subtotal - Common Stocks - Closed-End Funds - Designations Not Assigned by the SVO						2,552,901	XXX	2,454,809	0	0	0	0	0	0	2,454,809	0	98,092	98,092	37,335	XXX	XXX	
.46138W-10-7	INVSOCO:JAPANESE YEN		05/31/2024	Piper Jaffray Co.		12,800,000	762,944	799,913	210,592	(1,775)	0	0	(1,775)	0	799,913	0	(36,969)	(36,969)	0			

E05.61

STATEMENT AS OF JUNE 30, 2024 OF THE Reliance Standard Life Insurance Company

SCHEDULE D - PART 4

Show All Long-Term Bonds and Stock Sold, Redeemed or Otherwise Disposed of During the Current Quarter

1	2	3	4	5	6	7	8	9	10	Change In Book/Adjusted Carrying Value					16	17	18	19	20	21	22
										11	12	13	14	15							
CUSIP Identification	Description	For-foreign	Disposal Date	Name of Purchaser	Number of Shares of Stock	Consideration	Par Value	Actual Cost	Prior Year Book/Adjusted Carrying Value	Unrealized Valuation Increase/(Decrease)	Current Year's (Amortization)/Accretion	Current Year's Other Than Temporary Impairment Recognized	Total Change in Book/Adjusted Carrying Value (11 + 12 - 13)	Total Foreign Exchange Change in Book /Adjusted Carrying Value	Book/Adjusted Carrying Value at Disposal Date	Foreign Exchange Gain (Loss) on Disposal	Realized Gain (Loss) on Disposal	Total Gain (Loss) on Disposal	Bond Interest/Stock Dividends Received During Year	Stated Contractual Maturity Date	NAIC Designation, NAIC Designation Modifier and SVO Administrative Symbol
5819999999	Subtotal - Common Stocks - Exchange Traded Funds					762,944	XXX	799,913	210,592	(1,775)	0	0	(1,775)	0	799,913	0	(36,969)	(36,969)	0	XXX	XXX
5989999997	Total - Common Stocks - Part 4					22,885,166	XXX	18,277,703	18,468,852	(2,268,091)	0	987,944	(3,256,035)	0	18,277,703	0	4,607,462	4,607,462	423,355	XXX	XXX
5989999998	Total - Common Stocks - Part 5					XXX	XXX	XXX	XXX	XXX	XXX	XXX	XXX	XXX	XXX	XXX	XXX	XXX	XXX	XXX	XXX
5989999999	Total - Common Stocks					22,885,166	XXX	18,277,703	18,468,852	(2,268,091)	0	987,944	(3,256,035)	0	18,277,703	0	4,607,462	4,607,462	423,355	XXX	XXX
5999999999	Total - Preferred and Common Stocks					26,898,329	XXX	21,769,756	21,991,186	(2,309,402)	0	987,944	(3,297,346)	0	21,769,756	0	5,128,573	5,128,573	547,048	XXX	XXX
6009999999	Totals					817,979,433	XXX	799,772,572	610,731,331	(2,376,558)	6,383,592	1,112,372	2,894,661	1,482,399	816,315,647	(3,228,803)	3,113,641	(115,162)	26,203,007	XXX	XXX

STATEMENT AS OF JUNE 30, 2024 OF THE Reliance Standard Life Insurance Company

SCHEDULE DB - PART A - SECTION 1

Showing all Options, Caps, Floors, Collars, Swaps and Forwards Open as of Current Statement Date

1	2	3	4	5	6	7	8	9	10	11	12	13	14	15	16	17	18	19	20	21	22	23						
Description	Description of Item(s) Hedged, Used for Income Generation or Replicated	Schedule/ Exhibit Identifier	Type(s) of Risk(s) (a)	Exchange, Counterparty or Central Clearinghouse	Trade Date	Date of Maturity or Expiration	Number of Contracts	Notional Amount	Strike Price, Rate or Index Received (Paid)	Cumulative Prior Year(s) Initial Cost of Un-discounted Premium (Received) Paid	Current Year Initial Cost of Un-discounted Premium (Received) Paid	Current Year Income	Book/ Adjusted Carrying Value	Code	Fair Value	Unrealized Valuation Increase/ (Decrease)	Total Foreign Exchange Change in B./A.C.V.	Current Year's (Amortization)/ Accretion	Adjustment to Carrying Value of Hedged Item	Potential Exposure	Credit Quality of Reference Entity	Hedge Effectiveness at Inception and at Quarter-end (b)						
007999999. Subtotal - Purchased Options - Hedging Effective Excluding Variable Annuity Guarantees Under SSAP No.108										0	0	0	0	XXX	0	0	0	0	0	0	0	0	0	XXX	XXX			
014999999. Subtotal - Purchased Options - Hedging Effective Variable Annuity Guarantees Under SSAP No.108										0	0	0	0	XXX	0	0	0	0	0	0	0	0	0	0	0	0	XXX	XXX
BAC SP500CALL LONG 7/3/2024	Index Annuity	N/A	Equity/Index	BAC B4TYDEB6GKMZ0031MB27	07/05/2023	07/03/2024	5	2,005,016	4455.59	93,992	0	0	172,991	XXX	172,991	75,785	0	0	0	0	0	0	0					
BAC SP500CALL LONG 7/3/2024	Index Annuity	N/A	Equity/Index	BAC B4TYDEB6GKMZ0031MB27	07/05/2023	07/03/2024	20	8,911,180	4455.59	770,100	0	0	2,013,627	XXX	2,013,627	1,047,484	0	0	0	0	0	0	0					
BAC MARCSCALL LONG 7/1/2024	Index Annuity	N/A	Equity/Index	BAC B4TYDEB6GKMZ0031MB27	07/05/2023	07/01/2024	7	233,552	359.31	5,174	0	0	10,689	XXX	10,689	4,995	0	0	0	0	0	0	0					
CITI MARCSCALL LONG 7/3/2024	Index Annuity	N/A	Equity/Index	CITI E570DZIZ7FF32WFEA76	07/05/2023	07/03/2024	35	1,256,465	358.99	28,875	0	0	58,649	XXX	58,649	28,926	0	0	0	0	0	0	0					
BAC MARCSCALL LONG 7/1/2024	Index Annuity	N/A	Equity/Index	BAC B4TYDEB6GKMZ0031MB27	07/05/2023	07/01/2024	5	180,655	361.31	3,540	0	0	7,223	XXX	7,223	3,448	0	0	0	0	0	0	0					
JPM SP500CALL LONG 7/1/2024	Index Annuity	N/A	Equity/Index	JPM 7H6GLXDRUGOFU57RNE97	07/05/2023	07/01/2024	18	7,788,165	4450.38	392,700	0	0	673,609	XXX	673,609	287,727	0	0	0	0	0	0	0					
JPM SP500CALL LONG 7/1/2024	Index Annuity	N/A	Equity/Index	JPM 7H6GLXDRUGOFU57RNE97	07/05/2023	07/01/2024	123	54,739,674	4450.38	4,720,740	0	0	12,424,098	XXX	12,424,098	6,490,538	0	0	0	0	0	0	0					
BAC SP500CALL LONG 7/3/2024	Index Annuity	N/A	Equity/Index	BAC B4TYDEB6GKMZ0031MB27	07/05/2023	07/03/2024	38	16,931,242	4455.59	1,461,784	0	0	3,825,892	XXX	3,825,892	1,990,220	0	0	0	0	0	0	0					
CITI MARCSCALL LONG 7/3/2024	Index Annuity	N/A	Equity/Index	CITI E570DZIZ7FF32WFEA76	07/05/2023	07/03/2024	11	396,858	360.78	8,206	0	0	16,466	XXX	16,466	8,367	0	0	0	0	0	0	0					
JPM SP500CALL LONG 7/1/2024	Index Annuity	N/A	Equity/Index	JPM 7H6GLXDRUGOFU57RNE97	07/05/2023	07/01/2024	32	14,018,697	4450.38	1,222,641	0	0	3,181,781	XXX	3,181,781	1,662,211	0	0	0	0	0	0	0					
CITI SP500CALL LONG 7/15/2024	Index Annuity	N/A	Equity/Index	CITI E570DZIZ7FF32WFEA76	07/17/2023	07/15/2024	17	7,659,214	4505.42	377,570	0	0	646,513	XXX	646,513	315,370	0	0	0	0	0	0	0					
CITI MARCSCALL LONG 7/15/2024	Index Annuity	N/A	Equity/Index	CITI E570DZIZ7FF32WFEA76	07/17/2023	07/15/2024	26	11,488,821	4505.42	1,011,917	0	0	2,457,295	XXX	2,457,295	1,310,796	0	0	0	0	0	0	0					
CITI SP500CALL LONG 7/15/2024	Index Annuity	N/A	Equity/Index	CITI E570DZIZ7FF32WFEA76	07/17/2023	07/15/2024	4	145,600	364.00	3,164	0	0	4,700	XXX	4,700	2,440	0	0	0	0	0	0	0					
CITI SP500CALL LONG 7/15/2024	Index Annuity	N/A	Equity/Index	CITI E570DZIZ7FF32WFEA76	07/17/2023	07/15/2024	82	36,944,444	4505.42	3,254,006	0	0	7,901,889	XXX	7,901,889	4,215,109	0	0	0	0	0	0	0					
RBC SP500CALL LONG 7/17/2024	Index Annuity	N/A	Equity/Index	RBC ES71P3U3RH1GC71XBU11	07/18/2023	07/17/2024	15	6,784,185	4522.79	613,920	0	0	1,421,763	XXX	1,421,763	760,249	0	0	0	0	0	0	0					
RBC MARCSCALL LONG 7/17/2024	Index Annuity	N/A	Equity/Index	RBC ES71P3U3RH1GC71XBU11	07/18/2023	07/17/2024	3	1,356,837	4522.79	69,750	0	0	106,845	XXX	106,845	52,931	0	0	0	0	0	0	0					
RBC SP500CALL LONG 7/17/2024	Index Annuity	N/A	Equity/Index	RBC ES71P3U3RH1GC71XBU11	07/18/2023	07/17/2024	3	90,528	362.11	2,350	0	0	3,544	XXX	3,544	1,774	0	0	0	0	0	0	0					
RBC SP500CALL LONG 7/17/2024	Index Annuity	N/A	Equity/Index	RBC ES71P3U3RH1GC71XBU11	07/18/2023	07/17/2024	26	11,533,115	4522.79	1,043,664	0	0	2,416,998	XXX	2,416,998	1,292,423	0	0	0	0	0	0	0					
JPM SP500CALL LONG 8/1/2024	Index Annuity	N/A	Equity/Index	JPM 7H6GLXDRUGOFU57RNE97	08/02/2023	08/01/2024	122	55,836,106	4576.73	4,532,300	0	0	11,038,018	XXX	11,038,018	6,028,976	0	0	0	0	0	0	0					
JPM SP500CALL LONG 8/1/2024	Index Annuity	N/A	Equity/Index	JPM 7H6GLXDRUGOFU57RNE97	08/02/2023	08/01/2024	43	19,679,939	4576.73	1,614,134	0	0	3,890,449	XXX	3,890,449	2,124,967	0	0	0	0	0	0	0					
RBC MARCSCALL LONG 8/1/2024	Index Annuity	N/A	Equity/Index	RBC ES71P3U3RH1GC71XBU11	08/02/2023	08/01/2024	7	252,308	360.44	5,152	0	0	11,091	XXX	11,091	5,352	0	0	0	0	0	0	0					
RBC MARCSCALL LONG 8/1/2024	Index Annuity	N/A	Equity/Index	RBC ES71P3U3RH1GC71XBU11	08/02/2023	08/01/2024	16	561,472	362.24	10,215	0	0	21,820	XXX	21,820	10,704	0	0	0	0	0	0	0					
JPM SP500CALL LONG 8/1/2024	Index Annuity	N/A	Equity/Index	JPM 7H6GLXDRUGOFU57RNE97	08/02/2023	08/01/2024	16	7,322,768	4576.73	377,792	0	0	528,634	XXX	528,634	297,231	0	0	0	0	0	0	0					
CITI SP500CALL LONG 8/2/2024	Index Annuity	N/A	Equity/Index	CITI E570DZIZ7FF32WFEA76	08/03/2023	08/02/2024	2	902,678	4513.39	44,618	0	0	81,056	XXX	81,056	40,832	0	0	0	0	0	0	0					
CITI SP500CALL LONG 8/2/2024	Index Annuity	N/A	Equity/Index	CITI E570DZIZ7FF32WFEA76	08/03/2023	08/02/2024	10	4,513,390	4513.39	403,970	0	0	970,471	XXX	970,471	509,058	0	0	0	0	0	0	0					
CITI SP500CALL LONG 8/2/2024	Index Annuity	N/A	Equity/Index	CITI E570DZIZ7FF32WFEA76	08/03/2023	08/02/2024	5	2,256,695	4513.39	205,320	0	0	485,235	XXX	485,235	254,529	0	0	0	0	0	0	0					
RBC SP500CALL LONG 8/2/2024	Index Annuity	N/A	Equity/Index	RBC ES71P3U3RH1GC71XBU11	08/04/2023	08/02/2024	6	2,476,040	4501.89	116,611	0	0	230,136	XXX	230,136	114,767	0	0	0	0	0	0	0					

E06

STATEMENT AS OF JUNE 30, 2024 OF THE Reliance Standard Life Insurance Company

SCHEDULE DB - PART A - SECTION 1

Showing all Options, Caps, Floors, Collars, Swaps and Forwards Open as of Current Statement Date

1	2	3	4	5	6	7	8	9	10	11	12	13	14	15	16	17	18	19	20	21	22	23
Description	Description of Item(s) Hedged, Used for Income Generation or Replicated	Schedule/ Exhibit Identifier	Type(s) of Risk(s) (a)	Exchange, Counterparty or Central Clearinghouse	Trade Date	Date of Maturity or Expiration	Number of Contracts	Notional Amount	Strike Price, Rate or Index Received (Paid)	Cumulative Prior Year(s) Initial Cost of Un-discounted Premium (Received) Paid	Current Year Initial Cost of Un-discounted Premium (Received) Paid	Current Year Income	Book/ Adjusted Carrying Value	Code	Fair Value	Unrealized Valuation Increase/ (Decrease)	Total Foreign Exchange Change in B./A.C.V.	Current Year's (Amortization)/ Accretion	Adjustment to Carrying Value of Hedged Item	Potential Exposure	Credit Quality of Reference Entity	Hedge Effectiveness at Inception and at Quarter-end (b)
RBC SP500CALL LONG 8/2/2024	Index Annuity	N/A	Equity/Index	RBC ES71P3U3RHI GC71XBU11	08/04/2023	08/02/2024	3	1,350,567	4501.89	118,413	0	0	294,571		294,571	152,719	0	0	0	0		
RBC SP500CALL LONG 8/2/2024	Index Annuity	N/A	Equity/Index	RBC ES71P3U3RHI GC71XBU11	08/04/2023	08/02/2024	22	9,904,158	4501.89	867,922	0	0	2,160,185		2,160,185	1,119,942	0	0	0	0		
RBC SP500CALL LONG 8/16/2024	Index Annuity	N/A	Equity/Index	RBC ES71P3U3RHI GC71XBU11	08/17/2023	08/16/2024	4	1,761,732	4404.33	164,640	0	0	434,395		434,395	209,801	0	0	0	0		
RBC SP500CALL LONG 8/16/2024	Index Annuity	N/A	Equity/Index	RBC ES71P3U3RHI GC71XBU11	08/17/2023	08/16/2024	2	880,866	4404.33	46,020	0	0	113,051		113,051	47,383	0	0	0	0		
RBC SP500CALL LONG 8/16/2024	Index Annuity	N/A	Equity/Index	RBC ES71P3U3RHI GC71XBU11	08/17/2023	08/16/2024	7	2,862,815	4404.33	267,501	0	0	705,892		705,892	340,927	0	0	0	0		
RBC SP500CALL LONG 8/16/2024	Index Annuity	N/A	Equity/Index	RBC ES71P3U3RHI GC71XBU11	08/18/2023	08/16/2024	2	655,554	4370.36	60,951	0	0	167,932		167,932	79,515	0	0	0	0		
RBC SP500CALL LONG 8/16/2024	Index Annuity	N/A	Equity/Index	RBC ES71P3U3RHI GC71XBU11	08/18/2023	08/16/2024	6	2,403,698	4370.36	223,399	0	0	329,338		329,338	131,223	0	0	0	0		
RBC SP500CALL LONG 8/16/2024	Index Annuity	N/A	Equity/Index	RBC ES71P3U3RHI GC71XBU11	08/18/2023	08/16/2024	17	7,429,612	4370.36	690,778	0	0	1,903,229		1,903,229	901,174	0	0	0	0		
RBC MARCSCALL LONG 8/15/2024	Index Annuity	N/A	Equity/Index	RBC ES71P3U3RHI GC71XBU11	08/16/2023	08/15/2024	5	159,854	355.23	3,321	0	0	9,447		9,447	4,178	0	0	0	0		
CITI SP500CALL LONG 8/15/2024	Index Annuity	N/A	Equity/Index	CITI E570DZIZ7FF32TWEFA76	08/16/2023	08/15/2024	92	40,828,312	4437.86	3,811,100	0	0	9,668,661		9,668,661	4,775,967	0	0	0	0		
CITI SP500CALL LONG 8/15/2024	Index Annuity	N/A	Equity/Index	CITI E570DZIZ7FF32TWEFA76	08/16/2023	08/15/2024	14	6,213,004	4437.86	323,540	0	0	745,930		745,930	332,761	0	0	0	0		
RBC MARCSCALL LONG 8/15/2024	Index Annuity	N/A	Equity/Index	CITI E570DZIZ7FF32TWEFA76	08/16/2023	08/15/2024	37	16,420,082	4437.86	1,528,026	0	0	3,888,483		3,888,483	1,920,770	0	0	0	0		
RBC SP500CALL LONG 8/15/2024	Index Annuity	N/A	Equity/Index	RBC ES71P3U3RHI GC71XBU11	08/16/2023	08/15/2024	36	1,267,492	357.04	23,430	0	0	68,182		68,182	31,026	0	0	0	0		
CITI MARCSCALL LONG 8/30/2024	Index Annuity	N/A	Equity/Index	CITI E570DZIZ7FF32TWEFA76	09/05/2023	09/04/2024	16	7,225,232	4515.77	633,584	0	0	1,581,026		1,581,026	800,911	0	0	0	0		
RBC SP500CALL LONG 9/3/2024	Index Annuity	N/A	Equity/Index	RBC ES71P3U3RHI GC71XBU11	09/05/2023	09/03/2024	4	125,941	359.83	2,317	0	0	5,592		5,592	2,574	0	0	0	0		
RBC SP500CALL LONG 9/4/2024	Index Annuity	N/A	Equity/Index	RBC ES71P3U3RHI GC71XBU11	09/05/2023	09/04/2024	23	10,386,271	4515.77	910,432	0	0	2,270,664		2,270,664	1,151,559	0	0	0	0		
CITI SP500CALL LONG 8/30/2024	Index Annuity	N/A	Equity/Index	CITI E570DZIZ7FF32TWEFA76	09/05/2023	09/04/2024	32	14,224,676	4515.77	1,247,400	0	0	3,112,646		3,112,646	1,576,794	0	0	0	0		
RBC SP500CALL LONG 9/4/2024	Index Annuity	N/A	Equity/Index	RBC ES71P3U3RHI GC71XBU11	09/05/2023	09/04/2024	95	42,899,815	4515.77	3,772,355	0	0	9,372,799		9,372,799	4,790,718	0	0	0	0		
CITI SP500CALL LONG 8/30/2024	Index Annuity	N/A	Equity/Index	RBC ES71P3U3RHI GC71XBU11	09/05/2023	09/04/2024	6	2,709,462	4515.77	128,172	0	0	287,371		287,371	145,765	0	0	0	0		
CITI SP500CALL LONG 8/30/2024	Index Annuity	N/A	Equity/Index	CITI E570DZIZ7FF32TWEFA76	09/05/2023	08/30/2024	20	9,031,540	4515.77	420,180	0	0	946,654		946,654	486,319	0	0	0	0		
RBC SP500CALL LONG 8/30/2024	Index Annuity	N/A	Equity/Index	CITI E570DZIZ7FF32TWEFA76	09/05/2023	08/30/2024	38	16,934,138	4515.77	1,510,313	0	0	3,699,789		3,699,789	1,891,073	0	0	0	0		
RBC SP500CALL LONG 9/3/2024	Index Annuity	N/A	Equity/Index	RBC ES71P3U3RHI GC71XBU11	09/05/2023	09/03/2024	3	1,128,943	4515.77	53,405	0	0	121,165		121,165	62,457	0	0	0	0		
CITI MARCSCALL LONG 8/30/2024	Index Annuity	N/A	Equity/Index	CITI E570DZIZ7FF32TWEFA76	09/05/2023	08/30/2024	6	196,862	357.93	4,087	0	0	9,815		9,815	4,413	0	0	0	0		
RBC SP500CALL LONG 9/3/2024	Index Annuity	N/A	Equity/Index	RBC ES71P3U3RHI GC71XBU11	09/05/2023	09/03/2024	12	5,418,924	4515.77	475,008	0	0	1,184,694		1,184,694	600,813	0	0	0	0		
JPM SP500CALL LONG 9/4/2024	Index Annuity	N/A	Equity/Index	JPM 7H6GLXDRUGOFU57RNE97	09/06/2023	09/04/2024	2	677,366	4515.77	28,092	0	0	71,809		71,809	36,062	0	0	0	0		
JPM SP500CALL LONG 8/30/2024	Index Annuity	N/A	Equity/Index	JPM 7H6GLXDRUGOFU57RNE97	09/06/2023	08/30/2024	1	451,577	4515.77	37,554	0	0	98,535		98,535	50,296	0	0	0	0		
JPM SP500CALL LONG 8/30/2024	Index Annuity	N/A	Equity/Index	JPM 7H6GLXDRUGOFU57RNE97	09/06/2023	08/30/2024	4	1,806,308	4515.77	145,272	0	0	394,138		394,138	201,182	0	0	0	0		
JPM SP500CALL LONG 8/30/2024	Index Annuity	N/A	Equity/Index	JPM 7H6GLXDRUGOFU57RNE97	09/06/2023	08/30/2024	1	451,577	4515.77	18,828	0	0	47,315		47,315	24,223	0	0	0	0		
JPM SP500CALL LONG 9/4/2024	Index Annuity	N/A	Equity/Index	JPM 7H6GLXDRUGOFU57RNE97	09/06/2023	09/04/2024	6	2,483,674	4515.77	202,246	0	0	542,858		542,858	276,291	0	0	0	0		

EO6.1

STATEMENT AS OF JUNE 30, 2024 OF THE Reliance Standard Life Insurance Company

SCHEDULE DB - PART A - SECTION 1

Showing all Options, Caps, Floors, Collars, Swaps and Forwards Open as of Current Statement Date

1	2	3	4	5	6	7	8	9	10	11	12	13	14	15	16	17	18	19	20	21	22	23
Description	Description of Item(s) Hedged, Used for Income Generation or Replicated	Schedule/ Exhibit Identifier	Type(s) of Risk(s) (a)	Exchange, Counterparty or Central Clearinghouse	Trade Date	Date of Maturity or Expiration	Number of Contracts	Notional Amount	Strike Price, Rate or Index Received (Paid)	Cumulative Prior Year(s) Initial Cost of Un-discounted Premium (Received) Paid	Current Year Initial Cost of Un-discounted Premium (Received) Paid	Current Year Income	Book/ Adjusted Carrying Value	Code	Fair Value	Unrealized Valuation Increase/ (Decrease)	Total Foreign Exchange Change in B./A.C.V.	Current Year's (Amortization)/ Accretion	Adjustment to Carrying Value of Hedged Item	Potential Exposure	Credit Quality of Reference Entity	Hedge Effectiveness at Inception and at Quarter-end (b)
JPM SP500CALL LONG 9/3/2024	Index Annuity	N/A	Equity/Index	JPM 7H6GLXDRUGOFU57RNE97	09/06/2023	09/03/2024	1	451,577	4515.77	36,429	0	0	98,620		98,620	50,267	0	0	0	0		
JPM SP500CALL LONG 9/4/2024	Index Annuity	N/A	Equity/Index	JPM 7H6GLXDRUGOFU57RNE97	09/06/2023	09/04/2024	14	6,096,290	4515.77	493,250	0	0	1,332,470		1,332,470	678,170	0	0	0	0		
RBC SP500CALL LONG 9/13/2024	Index Annuity	N/A	Equity/Index	RBC ES71P3U3RH1GC71XBU11	09/18/2023	09/13/2024	137	60,969,384	4450.32	5,448,490	0	0	14,516,286		14,516,286	7,043,170	0	0	0	0		
RBC SP500CALL LONG 9/13/2024	Index Annuity	N/A	Equity/Index	RBC ES71P3U3RH1GC71XBU11	09/18/2023	09/13/2024	19	8,455,608	4450.32	410,780	0	0	1,151,391		1,151,391	536,097	0	0	0	0		
RBC SP500CALL LONG 9/13/2024	Index Annuity	N/A	Equity/Index	RBC ES71P3U3RH1GC71XBU11	09/18/2023	09/13/2024	45	20,026,440	4450.32	1,789,650	0	0	4,768,123		4,768,123	2,313,450	0	0	0	0		
BAC SP500CALL LONG 10/1/2024	Index Annuity	N/A	Equity/Index	BAC B4TYDEB6KMZ0031MB27	10/02/2023	10/01/2024	35	15,008,175	4288.05	1,431,885	0	0	4,298,433		4,298,433	1,880,359	0	0	0	0		
BAC SP500CALL LONG 10/1/2024	Index Annuity	N/A	Equity/Index	BAC B4TYDEB6KMZ0031MB27	10/02/2023	10/01/2024	88	37,520,438	4288.05	3,562,038	0	0	10,746,083		10,746,083	4,700,899	0	0	0	0		
BAC SP500CALL LONG 10/1/2024	Index Annuity	N/A	Equity/Index	BAC B4TYDEB6KMZ0031MB27	10/02/2023	10/01/2024	19	8,147,295	4288.05	440,667	0	0	1,515,161		1,515,161	593,109	0	0	0	0		
RBC SP500CALL LONG 10/2/2024	Index Annuity	N/A	Equity/Index	RBC ES71P3U3RH1GC71XBU11	10/03/2023	10/02/2024	14	6,003,746	4288.39	519,330	0	0	1,721,198		1,721,198	752,380	0	0	0	0		
RBC MARCSCALL LONG 10/2/2024	Index Annuity	N/A	Equity/Index	RBC ES71P3U3RH1GC71XBU11	10/03/2023	10/02/2024	1	34,579	345.79	672	0	0	3,024		3,024	1,090	0	0	0	0		
RBC SP500CALL LONG 10/2/2024	Index Annuity	N/A	Equity/Index	RBC ES71P3U3RH1GC71XBU11	10/03/2023	10/02/2024	22	9,434,458	4288.39	816,090	0	0	2,704,740		2,704,740	1,182,312	0	0	0	0		
RBC SP500CALL LONG 10/2/2024	Index Annuity	N/A	Equity/Index	RBC ES71P3U3RH1GC71XBU11	10/03/2023	10/02/2024	2	857,678	4288.39	39,304	0	0	161,391		161,391	63,595	0	0	0	0		
BAC MARCSCALL LONG 10/3/2024	Index Annuity	N/A	Equity/Index	BAC B4TYDEB6KMZ0031MB27	10/04/2023	10/03/2024	1	34,390	343.90	915	0	0	3,156		3,156	1,030	0	0	0	0		
WF SP500CALL LONG 10/3/2024	Index Annuity	N/A	Equity/Index	WF KB1H1DSPRFMYMCJFXT09	10/04/2023	10/03/2024	24	10,150,680	4229.45	1,005,408	0	0	3,092,758		3,092,758	1,316,022	0	0	0	0		
BAC MARCSCALL LONG 10/3/2024	Index Annuity	N/A	Equity/Index	BAC B4TYDEB6KMZ0031MB27	10/04/2023	10/03/2024	6	207,486	345.81	4,956	0	0	17,813		17,813	6,013	0	0	0	0		
WF SP500CALL LONG 10/3/2024	Index Annuity	N/A	Equity/Index	WF KB1H1DSPRFMYMCJFXT09	10/04/2023	10/03/2024	8	3,172,088	4229.45	314,190	0	0	966,487		966,487	411,257	0	0	0	0		
WF SP500CALL LONG 10/3/2024	Index Annuity	N/A	Equity/Index	WF KB1H1DSPRFMYMCJFXT09	10/04/2023	10/03/2024	5	1,903,253	4229.45	109,652	0	0	392,377		392,377	145,951	0	0	0	0		
HSBC SP500CALL LONG 10/15/2024	Index Annuity	N/A	Equity/Index	HSBC MP615ZYZBEU3UXPYFY54	10/16/2023	10/15/2024	69	29,645,293	4327.78	2,991,669	0	0	8,219,015		8,219,015	3,664,930	0	0	0	0		
HSBC SP500CALL LONG 10/15/2024	Index Annuity	N/A	Equity/Index	HSBC MP615ZYZBEU3UXPYFY54	10/16/2023	10/15/2024	30	12,766,951	4327.78	1,288,383	0	0	3,539,576		3,539,576	1,578,328	0	0	0	0		
HSBC SP500CALL LONG 10/15/2024	Index Annuity	N/A	Equity/Index	HSBC MP615ZYZBEU3UXPYFY54	10/16/2023	10/15/2024	15	6,275,281	4327.78	376,290	0	0	1,193,944		1,193,944	487,025	0	0	0	0		
CITI SP500CALL LONG 10/16/2024	Index Annuity	N/A	Equity/Index	CITI E570DZIWZ7FF32WEFA76	10/17/2023	10/16/2024	21	8,965,942	4373.63	858,315	0	0	2,369,564		2,369,564	1,080,221	0	0	0	0		
CITI SP500CALL LONG 10/16/2024	Index Annuity	N/A	Equity/Index	CITI E570DZIWZ7FF32WEFA76	10/17/2023	10/16/2024	2	656,045	4373.63	35,810	0	0	116,003		116,003	49,168	0	0	0	0		
CITI SP500CALL LONG 10/16/2024	Index Annuity	N/A	Equity/Index	CITI E570DZIWZ7FF32WEFA76	10/17/2023	10/16/2024	13	5,467,038	4373.63	525,425	0	0	1,444,856		1,444,856	658,671	0	0	0	0		
HSBC MARCSCALL LONG 10/17/2024	Index Annuity	N/A	Equity/Index	HSBC MP615ZYZBEU3UXPYFY54	10/18/2023	10/17/2024	3	105,273	350.91	2,283	0	0	7,613		7,613	2,653	0	0	0	0		
WF SP500CALL LONG 10/17/2024	Index Annuity	N/A	Equity/Index	WF KB1H1DSPRFMYMCJFXT09	10/18/2023	10/17/2024	3	1,311,960	4373.20	61,308	0	0	232,299		232,299	98,598	0	0	0	0		
WF SP500CALL LONG 10/17/2024	Index Annuity	N/A	Equity/Index	WF KB1H1DSPRFMYMCJFXT09	10/18/2023	10/17/2024	7	2,842,580	4373.20	250,647	0	0	753,287		753,287	342,373	0	0	0	0		
HSBC MARCSCALL LONG 10/17/2024	Index Annuity	N/A	Equity/Index	HSBC MP615ZYZBEU3UXPYFY54	10/18/2023	10/17/2024	3	87,268	349.07	2,138	0	0	6,791		6,791	2,308	0	0	0	0		
WF SP500CALL LONG 10/17/2024	Index Annuity	N/A	Equity/Index	WF KB1H1DSPRFMYMCJFXT09	10/18/2023	10/17/2024	19	8,090,420	4373.20	707,570	0	0	2,143,969		2,143,969	974,445	0	0	0	0		
WF SP500CALL LONG 11/1/2024	Index Annuity	N/A	Equity/Index	WF KB1H1DSPRFMYMCJFXT09	11/02/2023	11/01/2024	22	9,323,292	4237.86	593,868	0	0	2,093,101		2,093,101	802,598	0	0	0	0		

STATEMENT AS OF JUNE 30, 2024 OF THE Reliance Standard Life Insurance Company

SCHEDULE DB - PART A - SECTION 1

Showing all Options, Caps, Floors, Collars, Swaps and Forwards Open as of Current Statement Date

1	2	3	4	5	6	7	8	9	10	11	12	13	14	15	16	17	18	19	20	21	22	23
Description	Description of Item(s) Hedged, Used for Income Generation or Replicated	Schedule/ Exhibit Identifier	Type(s) of Risk(s) (a)	Exchange, Counterparty or Central Clearinghouse	Trade Date	Date of Maturity or Expiration	Number of Contracts	Notional Amount	Strike Price, Rate or Index Received (Paid)	Cumulative Prior Year(s) Initial Cost of Un-discounted Premium (Received) Paid	Current Year Initial Cost of Un-discounted Premium (Received) Paid	Current Year Income	Book/ Adjusted Carrying Value	Code	Fair Value	Unrealized Valuation Increase/ (Decrease)	Total Foreign Exchange Change in B./A.C.V.	Current Year's (Amortization)/ Accretion	Adjustment to Carrying Value of Hedged Item	Potential Exposure	Credit Quality of Reference Entity	Hedge Effectiveness at Inception and at Quarter-end (b)
WF SP500CALL LONG 11/1/2024	Index Annuity	N/A	Equity/Index	WF KB1H1DSRPFMYMCJFXTO9	11/02/2023	11/01/2024	112	47,464,032	4,237.86	4,994,976	0	0	14,569,361		14,569,361	6,102,019	0	0	0	0		
WF SP500CALL LONG 11/1/2024	Index Annuity	N/A	Equity/Index	WF KB1H1DSRPFMYMCJFXTO9	11/02/2023	11/01/2024	58	24,367,695	4,237.86	2,564,788	0	0	7,479,806		7,479,806	3,132,733	0	0	0	0		
BAC LONG 11/1/2024	Index Annuity	N/A	Equity/Index	BAC B4TYDEB6GKMZ0031MB27	11/03/2023	11/01/2024	7	3,022,446	4,317.78	172,998	0	0	612,569		612,569	250,574	0	0	0	0		
BAC LONG 11/1/2024	Index Annuity	N/A	Equity/Index	BAC B4TYDEB6GKMZ0031MB27	11/03/2023	11/01/2024	2	647,667	4,317.78	63,129	0	0	183,485		183,485	79,827	0	0	0	0		
BAC LONG 11/1/2024	Index Annuity	N/A	Equity/Index	BAC B4TYDEB6GKMZ0031MB27	11/03/2023	11/01/2024	25	10,578,561	4,317.78	1,013,884	0	0	2,996,929		2,996,929	1,303,844	0	0	0	0		
WF SP500CALL LONG 11/1/2024	Index Annuity	N/A	Equity/Index	WF KB1H1DSRPFMYMCJFXTO9	11/04/2023	11/01/2024	1	435,834	4,358.34	21,329	0	0	83,945		83,945	35,994	0	0	0	0		
WF SP500CALL LONG 11/1/2024	Index Annuity	N/A	Equity/Index	WF KB1H1DSRPFMYMCJFXTO9	11/04/2023	11/01/2024	5	2,179,170	4,358.34	193,210	0	0	592,353		592,353	263,346	0	0	0	0		
CITI MARCSCALL LONG 11/1/2024	Index Annuity	N/A	Equity/Index	CITI E570DZIZ7FF32WFEA76	11/02/2023	11/01/2024	22	754,371	350.87	17,802	0	0	53,162		53,162	20,025	0	0	0	0		
CITI MARCSCALL LONG 11/1/2024	Index Annuity	N/A	Equity/Index	CITI E570DZIZ7FF32WFEA76	11/02/2023	11/01/2024	31	1,065,060	349.20	27,694	0	0	80,382		80,382	29,420	0	0	0	0		
CITI MARCSCALL LONG 11/15/2024	Index Annuity	N/A	Equity/Index	CITI E570DZIZ7FF32WFEA76	11/16/2023	11/15/2024	1	35,406	354.06	939	0	0	2,167		2,167	850	0	0	0	0		
RBC SP500CALL LONG 11/15/2024	Index Annuity	N/A	Equity/Index	RBC ES71P3U3RHI GC71XBU11	11/16/2023	11/15/2024	80	36,023,040	4,502.88	3,074,720	0	0	8,441,655		8,441,655	3,981,751	0	0	0	0		
CITI MARCSCALL LONG 11/15/2024	Index Annuity	N/A	Equity/Index	CITI E570DZIZ7FF32WFEA76	11/16/2023	11/15/2024	4	142,332	355.83	3,416	0	0	7,999		7,999	3,215	0	0	0	0		
RBC SP500CALL LONG 11/15/2024	Index Annuity	N/A	Equity/Index	RBC ES71P3U3RHI GC71XBU11	11/16/2023	11/15/2024	40	17,786,376	4,502.88	1,518,143	0	0	4,168,067		4,168,067	1,965,990	0	0	0	0		
RBC SP500CALL LONG 11/15/2024	Index Annuity	N/A	Equity/Index	RBC ES71P3U3RHI GC71XBU11	11/16/2023	11/15/2024	15	6,754,320	4,502.88	311,205	0	0	1,101,156		1,101,156	544,123	0	0	0	0		
JPM SP500CALL LONG 11/15/2024	Index Annuity	N/A	Equity/Index	JPM 7H6GLXDRUGOFU57RNE97	11/17/2023	11/15/2024	5	2,028,708	4,508.24	87,593	0	0	326,878		326,878	159,244	0	0	0	0		
JPM SP500CALL LONG 11/15/2024	Index Annuity	N/A	Equity/Index	JPM 7H6GLXDRUGOFU57RNE97	11/17/2023	11/15/2024	2	676,236	4,508.24	57,695	0	0	157,530		157,530	74,975	0	0	0	0		
JPM SP500CALL LONG 11/15/2024	Index Annuity	N/A	Equity/Index	JPM 7H6GLXDRUGOFU57RNE97	11/17/2023	11/15/2024	14	6,086,124	4,508.24	518,171	0	0	1,417,771		1,417,771	674,777	0	0	0	0		
JPM SP500CALL LONG 11/15/2024	Index Annuity	N/A	Equity/Index	JPM 7H6GLXDRUGOFU57RNE97	11/20/2023	11/15/2024	1	451,402	4,514.02	19,889	0	0	72,096		72,096	35,207	0	0	0	0		
JPM SP500CALL LONG 11/15/2024	Index Annuity	N/A	Equity/Index	JPM 7H6GLXDRUGOFU57RNE97	11/20/2023	11/15/2024	5	2,257,010	4,514.02	195,000	0	0	522,364		522,364	249,362	0	0	0	0		
HSBC SP500CALL LONG 12/3/2024	Index Annuity	N/A	Equity/Index	HSBC MP615ZYZBEU3UXPYFY54	12/04/2023	12/03/2024	18	8,270,334	4,594.63	665,352	0	0	1,766,495		1,766,495	872,972	0	0	0	0		
CITI MARCSCALL LONG 11/29/2024	Index Annuity	N/A	Equity/Index	CITI E570DZIZ7FF32WFEA76	12/04/2023	11/29/2024	1	36,273	362.73	681	0	0	1,386		1,386	589	0	0	0	0		
CITI MARCSCALL LONG 11/29/2024	Index Annuity	N/A	Equity/Index	CITI E570DZIZ7FF32WFEA76	12/04/2023	11/29/2024	47	1,696,935	361.05	35,156	0	0	71,860		71,860	30,170	0	0	0	0		
HSBC SP500CALL LONG 12/2/2024	Index Annuity	N/A	Equity/Index	HSBC MP615ZYZBEU3UXPYFY54	12/04/2023	12/02/2024	9	3,905,436	4,594.63	313,387	0	0	833,311		833,311	412,213	0	0	0	0		
HSBC SP500CALL LONG 12/3/2024	Index Annuity	N/A	Equity/Index	HSBC KB1H1DSRPFMYMCJFXTO9	12/04/2023	12/03/2024	45	20,446,104	4,594.63	1,644,898	0	0	4,367,169		4,367,169	2,158,181	0	0	0	0		
WF SP500CALL LONG 11/29/2024	Index Annuity	N/A	Equity/Index	WF MP615ZYZBEU3UXPYFY54	12/04/2023	11/29/2024	28	12,864,964	4,594.63	1,017,016	0	0	2,741,773		2,741,773	1,351,460	0	0	0	0		
HSBC SP500CALL LONG 12/3/2024	Index Annuity	N/A	Equity/Index	HSBC MP615ZYZBEU3UXPYFY54	12/04/2023	12/03/2024	4	1,837,852	4,594.63	78,560	0	0	273,991		273,991	145,974	0	0	0	0		
WF SP500CALL LONG 11/29/2024	Index Annuity	N/A	Equity/Index	WF KB1H1DSRPFMYMCJFXTO9	12/04/2023	11/29/2024	14	6,432,482	4,594.63	263,228	0	0	949,822		949,822	508,236	0	0	0	0		
WF SP500CALL LONG 11/29/2024	Index Annuity	N/A	Equity/Index	WF KB1H1DSRPFMYMCJFXTO9	12/04/2023	11/29/2024	63	28,716,438	4,594.63	2,260,063	0	0	6,120,029		6,120,029	3,016,651	0	0	0	0		
HSBC SP500CALL LONG 12/2/2024	Index Annuity	N/A	Equity/Index	HSBC MP615ZYZBEU3UXPYFY54	12/04/2023	12/02/2024	2	918,926	4,594.63	39,120	0	0	136,345		136,345	72,504	0	0	0	0		
HSBC SP500CALL LONG 12/2/2024	Index Annuity	N/A	Equity/Index	HSBC MP615ZYZBEU3UXPYFY54	12/04/2023	12/02/2024	4	1,837,852	4,594.63	147,476	0	0	392,146		392,146	193,983	0	0	0	0		

E06.3

STATEMENT AS OF JUNE 30, 2024 OF THE Reliance Standard Life Insurance Company

SCHEDULE DB - PART A - SECTION 1

Showing all Options, Caps, Floors, Collars, Swaps and Forwards Open as of Current Statement Date

1	2	3	4	5	6	7	8	9	10	11	12	13	14	15	16	17	18	19	20	21	22	23
Description	Description of Item(s) Hedged, Used for Income Generation or Replicated	Schedule/ Exhibit Identifier	Type(s) of Risk(s) (a)	Exchange, Counterparty or Central Clearinghouse	Trade Date	Date of Maturity or Expiration	Number of Contracts	Notional Amount	Strike Price, Rate or Index Received (Paid)	Cumulative Prior Year(s) Initial Cost of Un-discounted Premium (Received) Paid	Current Year Initial Cost of Un-discounted Premium (Received) Paid	Current Year Income	Book/ Adjusted Carrying Value	Code	Fair Value	Unrealized Valuation Increase/ (Decrease)	Total Foreign Exchange Change in B./A.C.V.	Current Year's (Amortization)/ Accretion	Adjustment to Carrying Value of Hedged Item	Potential Exposure	Credit Quality of Reference Entity	Hedge Effectiveness at Inception and at Quarter-end (b)
JPM SP500CALL LONG 12/13/2024	Index Annuity	N/A	Equity/Index	JPM 7H6GLXDRUGOFU57RNE97	12/18/2023	12/13/2024	25	11,562,016	4719.19	994,357	0	0	2,140,374		2,140,374	1,117,606	0	0	0	0		
WF SP500CALL LONG 12/16/2024	Index Annuity	N/A	Equity/Index	WF KB1H1DSPRFMYMCFXT09	12/18/2023	12/16/2024	3	1,179,798	4719.19	57,215	0	0	146,675		146,675	87,480	0	0	0	0		
WF SP500CALL LONG 12/17/2024	Index Annuity	N/A	Equity/Index	WF KB1H1DSPRFMYMCFXT09	12/18/2023	12/17/2024	4	1,887,676	4719.19	91,888	0	0	234,489		234,489	139,448	0	0	0	0		
WF SP500CALL LONG 12/16/2024	Index Annuity	N/A	Equity/Index	WF KB1H1DSPRFMYMCFXT09	12/18/2023	12/16/2024	8	3,539,393	4719.19	301,973	0	0	657,480		657,480	342,036	0	0	0	0		
WF SP500CALL LONG 12/17/2024	Index Annuity	N/A	Equity/Index	WF KB1H1DSPRFMYMCFXT09	12/18/2023	12/17/2024	16	7,550,704	4719.19	651,008	0	0	1,404,160		1,404,160	729,963	0	0	0	0		
WF SP500CALL LONG 12/17/2024	Index Annuity	N/A	Equity/Index	WF KB1H1DSPRFMYMCFXT09	12/18/2023	12/17/2024	31	14,629,489	4719.19	1,250,602	0	0	2,720,560		2,720,560	1,414,303	0	0	0	0		
WF SP500CALL LONG 12/16/2024	Index Annuity	N/A	Equity/Index	WF KB1H1DSPRFMYMCFXT09	12/18/2023	12/16/2024	4	1,651,717	4719.19	142,128	0	0	306,824		306,824	159,617	0	0	0	0		
BAC MARSCALL LONG 12/13/2024	Index Annuity	N/A	Equity/Index	BAC B4TYDEB6GKMZ0031MB27	12/18/2023	12/13/2024	7	255,010	364.30	5,607	0	0	9,204		9,204	3,588	0	0	0	0		
JPM SP500CALL LONG 12/13/2024	Index Annuity	N/A	Equity/Index	JPM 7H6GLXDRUGOFU57RNE97	12/18/2023	12/13/2024	50	23,595,950	4719.19	2,024,350	0	0	4,368,111		4,368,111	2,280,829	0	0	0	0		
JPM SP500CALL LONG 12/13/2024	Index Annuity	N/A	Equity/Index	JPM 7H6GLXDRUGOFU57RNE97	12/18/2023	12/13/2024	12	5,663,028	4719.19	246,000	0	0	709,394		709,394	424,407	0	0	0	0		
BAC MARSCALL LONG 12/13/2024	Index Annuity	N/A	Equity/Index	BAC B4TYDEB6GKMZ0031MB27	12/18/2023	12/13/2024	9	308,253	362.65	7,625	0	0	12,281		12,281	4,762	0	0	0	0		
RBC SP500CALL LONG 1/2/2025	Index Annuity	N/A	Equity/Index	RBC ES71P3U3RH1GC71XBU11	01/03/2024	01/02/2025	49	23,002,726	4742.83	0	1,859,345	0	4,214,015		4,214,015	2,354,670	0	0	0	0		
BAC MARSCALL LONG 1/2/2025	Index Annuity	N/A	Equity/Index	BAC B4TYDEB6GKMZ0031MB27	01/03/2024	01/02/2025	12	418,232	363.68	0	9,051	0	15,860		15,860	6,810	0	0	0	0		
RBC SP500CALL LONG 1/2/2025	Index Annuity	N/A	Equity/Index	RBC ES71P3U3RH1GC71XBU11	01/03/2024	01/02/2025	28	13,042,783	4742.83	0	1,054,268	0	2,389,390		2,389,390	1,335,122	0	0	0	0		
RBC SP500CALL LONG 1/2/2025	Index Annuity	N/A	Equity/Index	RBC ES71P3U3RH1GC71XBU11	01/03/2024	01/02/2025	8	3,794,264	4742.83	0	162,464	0	482,747		482,747	320,283	0	0	0	0		
WF SP500CALL LONG 1/3/2025	Index Annuity	N/A	Equity/Index	WF KB1H1DSPRFMYMCFXT09	01/04/2024	01/03/2025	6	2,587,646	4704.81	0	120,874	0	356,093		356,093	235,220	0	0	0	0		
WF SP500CALL LONG 1/3/2025	Index Annuity	N/A	Equity/Index	WF KB1H1DSPRFMYMCFXT09	01/04/2024	01/03/2025	21	9,644,861	4704.81	0	832,690	0	1,856,597		1,856,597	1,023,908	0	0	0	0		
CITI MARSCALL LONG 1/3/2025	Index Annuity	N/A	Equity/Index	CITI E570DZIZ7FF32TWEFA76	01/04/2024	01/03/2025	7	253,659	362.37	0	5,908	0	10,132		10,132	4,224	0	0	0	0		
WF SP500CALL LONG 1/3/2025	Index Annuity	N/A	Equity/Index	WF KB1H1DSPRFMYMCFXT09	01/04/2024	01/03/2025	29	13,643,949	4704.81	0	1,163,770	0	2,626,406		2,626,406	1,462,636	0	0	0	0		
CITI MARSCALL LONG 1/3/2025	Index Annuity	N/A	Equity/Index	CITI E570DZIZ7FF32TWEFA76	01/04/2024	01/03/2025	12	436,860	364.05	0	9,252	0	15,747		15,747	6,495	0	0	0	0		
BAC SP500CALL LONG 1/3/2025	Index Annuity	N/A	Equity/Index	BAC B4TYDEB6GKMZ0031MB27	01/05/2024	01/03/2025	5	2,344,340	4688.68	0	119,520	0	329,115		329,115	209,595	0	0	0	0		
BAC SP500CALL LONG 1/3/2025	Index Annuity	N/A	Equity/Index	BAC B4TYDEB6GKMZ0031MB27	01/05/2024	01/03/2025	16	7,501,888	4688.68	0	667,200	0	1,472,117		1,472,117	804,917	0	0	0	0		
BAC SP500CALL LONG 1/3/2025	Index Annuity	N/A	Equity/Index	BAC B4TYDEB6GKMZ0031MB27	01/05/2024	01/03/2025	2	703,302	4688.68	0	62,510	0	138,011		138,011	75,501	0	0	0	0		
JPM SP500CALL LONG 1/15/2025	Index Annuity	N/A	Equity/Index	JPM 7H6GLXDRUGOFU57RNE97	01/16/2024	01/15/2025	48	22,962,384	4783.83	0	1,835,184	0	4,054,717		4,054,717	2,219,533	0	0	0	0		
JPM SP500CALL LONG 1/15/2025	Index Annuity	N/A	Equity/Index	JPM 7H6GLXDRUGOFU57RNE97	01/16/2024	01/15/2025	23	11,002,809	4783.83	0	864,133	0	1,942,885		1,942,885	1,078,752	0	0	0	0		
JPM SP500CALL LONG 1/15/2025	Index Annuity	N/A	Equity/Index	JPM 7H6GLXDRUGOFU57RNE97	01/16/2024	01/15/2025	8	3,587,873	4783.83	0	142,170	0	447,671		447,671	305,501	0	0	0	0		
BAC SP500CALL LONG 1/16/2025	Index Annuity	N/A	Equity/Index	BAC B4TYDEB6GKMZ0031MB27	01/17/2024	01/16/2025	12	5,480,877	4765.98	0	431,745	0	989,626		989,626	557,881	0	0	0	0		
BAC SP500CALL LONG 1/16/2025	Index Annuity	N/A	Equity/Index	BAC B4TYDEB6GKMZ0031MB27	01/17/2024	01/16/2025	4	1,668,093	4765.98	0	70,238	0	212,651		212,651	142,413	0	0	0	0		
BAC SP500CALL LONG 1/16/2025	Index Annuity	N/A	Equity/Index	BAC B4TYDEB6GKMZ0031MB27	01/17/2024	01/16/2025	9	4,289,382	4765.98	0	342,621	0	774,490		774,490	431,869	0	0	0	0		

EO6.4

STATEMENT AS OF JUNE 30, 2024 OF THE Reliance Standard Life Insurance Company

SCHEDULE DB - PART A - SECTION 1

Showing all Options, Caps, Floors, Collars, Swaps and Forwards Open as of Current Statement Date

1	2	3	4	5	6	7	8	9	10	11	12	13	14	15	16	17	18	19	20	21	22	23
Description	Description of Item(s) Hedged, Used for Income Generation or Replicated	Schedule/ Exhibit Identifier	Type(s) of Risk(s) (a)	Exchange, Counterparty or Central Clearinghouse	Trade Date	Date of Maturity or Expiration	Number of Contracts	Notional Amount	Strike Price, Rate or Index Received (Paid)	Cumulative Prior Year(s) Initial Cost of Un-discounted Premium (Received) Paid	Current Year Initial Cost of Un-discounted Premium (Received) Paid	Current Year Income	Book/ Adjusted Carrying Value	Code	Fair Value	Unrealized Valuation Increase/ (Decrease)	Total Foreign Exchange Change in B./A.C.V.	Current Year's (Amortization)/ Accretion	Adjustment to Carrying Value of Hedged Item	Potential Exposure	Credit Quality of Reference Entity	Hedge Effectiveness at Inception and at Quarter-end (b)
WF SP500CALL LONG 1/17/2025	Index Annuity	N/A	Equity/Index	WF KB1H1DSRPFMYMCJFXT09	01/18/2024	01/17/2025	9	4,265,289	4739.21	0	364,932	0	799,140		799,140	434,208	0	0	0	0		
WF SP500CALL LONG 1/17/2025	Index Annuity	N/A	Equity/Index	WF KB1H1DSRPFMYMCJFXT09	01/18/2024	01/17/2025	3	1,184,803	4739.21	0	57,165	0	158,870		158,870	101,705	0	0	0	0		
WF SP500CALL LONG 1/17/2025	Index Annuity	N/A	Equity/Index	WF KB1H1DSRPFMYMCJFXT09	01/18/2024	01/17/2025	21	9,715,381	4739.21	0	831,173	0	1,820,264		1,820,264	989,091	0	0	0	0		
WF SP500CALL LONG 1/17/2025	Index Annuity	N/A	Equity/Index	WF KB1H1DSRPFMYMCJFXT09	01/19/2024	01/17/2025	5	2,151,423	4780.94	0	193,514	0	382,737		382,737	189,224	0	0	0	0		
WF SP500CALL LONG 1/17/2025	Index Annuity	N/A	Equity/Index	WF KB1H1DSRPFMYMCJFXT09	01/19/2024	01/17/2025	2	717,141	4780.94	0	37,788	0	89,796		89,796	52,008	0	0	0	0		
WF SP500CALL LONG 1/17/2025	Index Annuity	N/A	Equity/Index	WF KB1H1DSRPFMYMCJFXT09	01/19/2024	01/17/2025	7	3,107,611	4780.94	0	279,019	0	552,843		552,843	273,824	0	0	0	0		
WF SP500CALL LONG 1/31/2025	Index Annuity	N/A	Equity/Index	WF KB1H1DSRPFMYMCJFXT09	02/01/2024	01/31/2025	2	1,065,477	4906.19	0	86,835	0	163,592		163,592	76,756	0	0	0	0		
WF SP500CALL LONG 1/31/2025	Index Annuity	N/A	Equity/Index	WF KB1H1DSRPFMYMCJFXT09	02/02/2024	01/31/2025	107	52,496,233	4906.19	0	4,492,395	0	8,060,194		8,060,194	3,567,799	0	0	0	0		
CITI MARCSCALL LONG 1/31/2025	Index Annuity	N/A	Equity/Index	CITI E570DZIZ7FF32WFEA76	02/02/2024	01/31/2025	7	257,502	367.86	0	5,264	0	7,389		7,389	2,125	0	0	0	0		
CITI MARCSCALL LONG 1/31/2025	Index Annuity	N/A	Equity/Index	CITI E570DZIZ7FF32WFEA76	02/02/2024	01/31/2025	7	256,361	366.23	0	5,754	0	8,199		8,199	2,445	0	0	0	0		
WF SP500CALL LONG 1/31/2025	Index Annuity	N/A	Equity/Index	WF KB1H1DSRPFMYMCJFXT09	02/02/2024	01/31/2025	43	20,851,308	4906.19	0	1,802,553	0	3,201,479		3,201,479	1,398,927	0	0	0	0		
WF SP500CALL LONG 1/31/2025	Index Annuity	N/A	Equity/Index	WF KB1H1DSRPFMYMCJFXT09	02/02/2024	01/31/2025	13	6,378,047	4906.19	0	309,699	0	649,005		649,005	339,306	0	0	0	0		
RBC SP500CALL LONG 2/3/2025	Index Annuity	N/A	Equity/Index	RBC ES71P3U3RHIGC71XBU11	02/05/2024	02/03/2025	9	4,462,749	4958.61	0	357,588	0	637,977		637,977	280,389	0	0	0	0		
RBC SP500CALL LONG 2/3/2025	Index Annuity	N/A	Equity/Index	RBC ES71P3U3RHIGC71XBU11	02/05/2024	02/03/2025	2	991,722	4958.61	0	42,568	0	91,273		91,273	48,705	0	0	0	0		
RBC SP500CALL LONG 1/31/2025	Index Annuity	N/A	Equity/Index	RBC ES71P3U3RHIGC71XBU11	02/05/2024	01/31/2025	5	2,231,375	4958.61	0	177,809	0	317,852		317,852	140,044	0	0	0	0		
RBC SP500CALL LONG 1/31/2025	Index Annuity	N/A	Equity/Index	RBC ES71P3U3RHIGC71XBU11	02/05/2024	01/31/2025	2	743,792	4958.61	0	31,761	0	67,497		67,497	35,736	0	0	0	0		
RBC SP500CALL LONG 2/3/2025	Index Annuity	N/A	Equity/Index	RBC ES71P3U3RHIGC71XBU11	02/05/2024	02/03/2025	10	4,958,610	4958.61	0	397,320	0	708,863		708,863	311,543	0	0	0	0		
BAC LONG 2/14/2025	Index Annuity	N/A	Equity/Index	RBC ES71P3U3RHIGC71XBU11	02/16/2024	02/14/2025	23	820,148	364.51	0	15,818	0	30,891		30,891	15,074	0	0	0	0		
BAC LONG 2/14/2025	Index Annuity	N/A	Equity/Index	BAC B4TYDEB6GKMZ0031MB27	02/16/2024	02/14/2025	10	4,778,244	5029.73	0	220,400	0	390,083		390,083	169,683	0	0	0	0		
BAC LONG 2/14/2025	Index Annuity	N/A	Equity/Index	BAC B4TYDEB6GKMZ0031MB27	02/16/2024	02/14/2025	37	18,358,515	5029.73	0	1,544,425	0	2,412,582		2,412,582	868,158	0	0	0	0		
BAC LONG 2/14/2025	Index Annuity	N/A	Equity/Index	RBC ES71P3U3RHIGC71XBU11	02/16/2024	02/14/2025	7	235,833	362.82	0	5,064	0	9,764		9,764	4,700	0	0	0	0		
BAC LONG 2/14/2025	Index Annuity	N/A	Equity/Index	BAC B4TYDEB6GKMZ0031MB27	02/16/2024	02/14/2025	70	35,208,110	5029.73	0	2,954,000	0	4,626,870		4,626,870	1,672,870	0	0	0	0		
HSBC SP500CALL LONG 2/18/2025	Index Annuity	N/A	Equity/Index	HSBC MP615ZYZBEU3UXPYFY54	02/20/2024	02/18/2025	8	4,004,456	5005.57	0	320,656	0	545,958		545,958	225,302	0	0	0	0		
HSBC SP500CALL LONG 2/14/2025	Index Annuity	N/A	Equity/Index	HSBC MP615ZYZBEU3UXPYFY54	02/20/2024	02/14/2025	5	2,252,507	5005.57	0	95,472	0	195,418		195,418	99,946	0	0	0	0		
HSBC SP500CALL LONG 2/18/2025	Index Annuity	N/A	Equity/Index	HSBC MP615ZYZBEU3UXPYFY54	02/20/2024	02/18/2025	2	1,001,114	5005.57	0	43,172	0	87,927		87,927	44,755	0	0	0	0		
HSBC SP500CALL LONG 2/14/2025	Index Annuity	N/A	Equity/Index	HSBC MP615ZYZBEU3UXPYFY54	02/20/2024	02/14/2025	2	1,001,114	5005.57	0	80,104	0	136,374		136,374	56,270	0	0	0	0		
HSBC SP500CALL LONG 2/18/2025	Index Annuity	N/A	Equity/Index	HSBC MP615ZYZBEU3UXPYFY54	02/20/2024	02/18/2025	11	5,506,127	5005.57	0	440,902	0	750,593		750,593	309,691	0	0	0	0		
HSBC SP500CALL LONG 2/14/2025	Index Annuity	N/A	Equity/Index	HSBC MP615ZYZBEU3UXPYFY54	02/20/2024	02/14/2025	19	9,510,583	5005.57	0	760,988	0	1,295,719		1,295,719	534,731	0	0	0	0		
HSBC SP500CALL LONG 2/28/2025	Index Annuity	N/A	Equity/Index	HSBC MP615ZYZBEU3UXPYFY54	03/04/2024	02/28/2025	3	1,284,270	5137.08	0	58,865	0	83,828		83,828	24,963	0	0	0	0		
CITI MARCSCALL LONG 2/28/2025	Index Annuity	N/A	Equity/Index	CITI E570DZIZ7FF32WFEA76	03/04/2024	02/28/2025	7	240,156	369.47	0	5,434	0	6,358		6,358	924	0	0	0	0		
HSBC SP500CALL LONG 3/3/2025	Index Annuity	N/A	Equity/Index	HSBC MP615ZYZBEU3UXPYFY54	03/04/2024	03/03/2025	1	256,854	5137.08	0	11,833	0	17,082		17,082	5,249	0	0	0	0		

E06.5

STATEMENT AS OF JUNE 30, 2024 OF THE Reliance Standard Life Insurance Company

SCHEDULE DB - PART A - SECTION 1

Showing all Options, Caps, Floors, Collars, Swaps and Forwards Open as of Current Statement Date

1	2	3	4	5	6	7	8	9	10	11	12	13	14	15	16	17	18	19	20	21	22	23
Description	Description of Item(s) Hedged, Used for Income Generation or Replicated	Schedule/ Exhibit Identifier	Type(s) of Risk(s) (a)	Exchange, Counterparty or Central Clearinghouse	Trade Date	Date of Maturity or Expiration	Number of Contracts	Notional Amount	Strike Price, Rate or Index Received (Paid)	Cumulative Prior Year(s) Initial Cost of Un-discounted Premium (Received) Paid	Current Year Initial Cost of Un-discounted Premium (Received) Paid	Current Year Income	Book/ Adjusted Carrying Value	Code	Fair Value	Unrealized Valuation Increase/ (Decrease)	Total Foreign Exchange Change in B./A.C.V.	Current Year's (Amortization)/ Accretion	Adjustment to Carrying Value of Hedged Item	Potential Exposure	Credit Quality of Reference Entity	Hedge Effectiveness at Inception and at Quarter-end (b)
HSBC SP500CALL LONG 2/28/2025	Index Annuity	N/A	Equity/Index	HSBC MP615ZYZBEU3UXPYFY54	03/04/2024	02/28/2025	13	6,421,350	5137.08	0	533,163	0	731,034		731,034	197,872	0	0	0	0		
HSBC SP500CALL LONG 2/28/2025	Index Annuity	N/A	Equity/Index	HSBC MP615ZYZBEU3UXPYFY54	03/04/2024	02/28/2025	80	41,096,640	5137.08	0	3,412,240	0	4,678,619		4,678,619	1,266,379	0	0	0	0		
HSBC SP500CALL LONG 3/3/2025	Index Annuity	N/A	Equity/Index	HSBC MP615ZYZBEU3UXPYFY54	03/04/2024	03/03/2025	1	513,708	5137.08	0	42,723	0	58,570		58,570	15,847	0	0	0	0		
HSBC SP500CALL LONG 2/28/2025	Index Annuity	N/A	Equity/Index	HSBC MP615ZYZBEU3UXPYFY54	03/04/2024	02/28/2025	12	6,164,496	5137.08	0	511,836	0	701,793		701,793	189,957	0	0	0	0		
HSBC SP500CALL LONG 2/28/2025	Index Annuity	N/A	Equity/Index	HSBC MP615ZYZBEU3UXPYFY54	03/04/2024	02/28/2025	43	22,089,444	5137.08	0	1,834,079	0	2,514,758		2,514,758	680,679	0	0	0	0		
HSBC SP500CALL LONG 2/28/2025	Index Annuity	N/A	Equity/Index	HSBC MP615ZYZBEU3UXPYFY54	03/04/2024	02/28/2025	12	5,907,642	5137.08	0	269,629	0	384,223		384,223	114,594	0	0	0	0		
WF SP500CALL LONG 3/14/2025	Index Annuity	N/A	Equity/Index	WF KB1H1DSRPFMYMCFXT09	03/18/2024	03/14/2025	21	10,490,035	5117.09	0	962,844	0	1,256,241		1,256,241	293,397	0	0	0	0		
RBC MARCSCALL LONG 3/14/2025	Index Annuity	N/A	Equity/Index	RBC ES71P3U3RHI GC71XBU11	03/18/2024	03/14/2025	2	73,696	368.48	0	1,694	0	2,234		2,234	540	0	0	0	0		
WF SP500CALL LONG 3/17/2025	Index Annuity	N/A	Equity/Index	WF KB1H1DSRPFMYMCFXT09	03/18/2024	03/17/2025	1	255,855	5117.09	0	13,611	0	18,927		18,927	5,316	0	0	0	0		
WF SP500CALL LONG 3/14/2025	Index Annuity	N/A	Equity/Index	WF KB1H1DSRPFMYMCFXT09	03/18/2024	03/14/2025	3	1,279,273	5117.09	0	67,805	0	94,172		94,172	26,367	0	0	0	0		
WF SP500CALL LONG 3/14/2025	Index Annuity	N/A	Equity/Index	WF KB1H1DSRPFMYMCFXT09	03/18/2024	03/14/2025	20	9,978,326	5117.09	0	909,500	0	1,194,961		1,194,961	285,462	0	0	0	0		
WF SP500CALL LONG 3/17/2025	Index Annuity	N/A	Equity/Index	WF KB1H1DSRPFMYMCFXT09	03/18/2024	03/17/2025	1	511,709	5117.09	0	46,923	0	61,555		61,555	14,632	0	0	0	0		
RBC SP500CALL LONG 3/14/2025	Index Annuity	N/A	Equity/Index	RBC ES71P3U3RHI GC71XBU11	03/18/2024	03/14/2025	13	6,396,363	5117.09	0	339,738	0	469,458		469,458	129,721	0	0	0	0		
RBC SP500CALL LONG 3/14/2025	Index Annuity	N/A	Equity/Index	RBC ES71P3U3RHI GC71XBU11	03/18/2024	03/14/2025	40	20,212,506	5117.09	0	1,961,793	0	2,416,347		2,416,347	554,554	0	0	0	0		
RBC SP500CALL LONG 3/14/2025	Index Annuity	N/A	Equity/Index	RBC ES71P3U3RHI GC71XBU11	03/18/2024	03/14/2025	76	38,634,030	5117.09	0	3,558,617	0	4,618,587		4,618,587	1,059,970	0	0	0	0		
CITI SP500CALL LONG 4/1/2025	Index Annuity	N/A	Equity/Index	CITI E570DZIZ7FF32WFEA76	04/02/2024	04/01/2025	14	7,341,278	5243.77	0	342,762	0	396,271		396,271	53,509	0	0	0	0		
CITI MARCSCALL LONG 4/1/2025	Index Annuity	N/A	Equity/Index	CITI E570DZIZ7FF32WFEA76	04/02/2024	04/01/2025	1	37,467	374.67	0	812	0	717		717	(95)	0	0	0	0		
CITI SP500CALL LONG 4/1/2025	Index Annuity	N/A	Equity/Index	CITI E570DZIZ7FF32WFEA76	04/02/2024	04/01/2025	63	33,035,751	5243.77	0	2,646,063	0	3,345,553		3,345,553	699,490	0	0	0	0		
CITI MARCSCALL LONG 4/1/2025	Index Annuity	N/A	Equity/Index	CITI E570DZIZ7FF32WFEA76	04/02/2024	04/01/2025	21	782,334	372.54	0	19,089	0	17,480		17,480	(1,609)	0	0	0	0		
CITI SP500CALL LONG 4/1/2025	Index Annuity	N/A	Equity/Index	CITI E570DZIZ7FF32WFEA76	04/02/2024	04/01/2025	75	39,328,275	5243.77	0	3,131,175	0	3,982,802		3,982,802	851,627	0	0	0	0		
HSBC SP500CALL LONG 4/2/2025	Index Annuity	N/A	Equity/Index	HSBC MP615ZYZBEU3UXPYFY54	04/03/2024	04/02/2025	20	10,151,330	5205.81	0	898,931	0	1,092,621		1,092,621	193,691	0	0	0	0		
HSBC SP500CALL LONG 4/2/2025	Index Annuity	N/A	Equity/Index	HSBC MP615ZYZBEU3UXPYFY54	04/03/2024	04/02/2025	3	1,561,743	5205.81	0	78,156	0	95,678		95,678	17,522	0	0	0	0		
HSBC SP500CALL LONG 4/2/2025	Index Annuity	N/A	Equity/Index	HSBC MP615ZYZBEU3UXPYFY54	04/03/2024	04/02/2025	20	10,151,330	5205.81	0	898,931	0	1,092,621		1,092,621	193,691	0	0	0	0		
BAC SP500CALL LONG 4/3/2025	Index Annuity	N/A	Equity/Index	BAC B4TYDEB6GKMZ0031MB27	04/04/2024	04/03/2025	12	6,253,788	5211.49	0	561,708	0	668,969		668,969	107,261	0	0	0	0		
CITI MARCSCALL LONG 4/3/2025	Index Annuity	N/A	Equity/Index	CITI E570DZIZ7FF32WFEA76	04/04/2024	04/03/2025	1	37,379	373.79	0	873	0	764		764	(109)	0	0	0	0		
CITI MARCSCALL LONG 4/3/2025	Index Annuity	N/A	Equity/Index	CITI E570DZIZ7FF32WFEA76	04/04/2024	04/03/2025	16	600,912	375.57	0	12,720	0	10,767		10,767	(1,953)	0	0	0	0		
BAC SP500CALL LONG 4/3/2025	Index Annuity	N/A	Equity/Index	BAC B4TYDEB6GKMZ0031MB27	04/04/2024	04/03/2025	26	13,289,300	5211.49	0	1,209,006	0	1,421,559		1,421,559	212,553	0	0	0	0		
BAC SP500CALL LONG 4/3/2025	Index Annuity	N/A	Equity/Index	BAC B4TYDEB6GKMZ0031MB27	04/04/2024	04/03/2025	4	2,084,596	5211.49	0	108,944	0	126,900		126,900	17,956	0	0	0	0		
HSBC SP500CALL LONG 4/15/2025	Index Annuity	N/A	Equity/Index	HSBC MP615ZYZBEU3UXPYFY54	04/16/2024	04/15/2025	8	4,049,456	5061.82	0	211,520	0	385,980		385,980	174,460	0	0	0	0		

STATEMENT AS OF JUNE 30, 2024 OF THE Reliance Standard Life Insurance Company

SCHEDULE DB - PART A - SECTION 1

Showing all Options, Caps, Floors, Collars, Swaps and Forwards Open as of Current Statement Date

1	2	3	4	5	6	7	8	9	10	11	12	13	14	15	16	17	18	19	20	21	22	23	
Description	Description of Item(s) Hedged, Used for Income Generation or Replicated	Schedule/ Exhibit Identifier	Type(s) of Risk(s) (a)	Exchange, Counterparty or Central Clearinghouse	Trade Date	Date of Maturity or Expiration	Number of Contracts	Notional Amount	Strike Price, Rate or Index Received (Paid)	Cumulative Prior Year(s) Initial Cost of Un-discounted Premium (Received) Paid	Current Year Initial Cost of Un-discounted Premium (Received) Paid	Current Year Income	Book/ Adjusted Carrying Value	Code	Fair Value	Unrealized Valuation Increase/ (Decrease)	Total Foreign Exchange Change in B./A.C.V.	Current Year's (Amortization)/ Accretion	Adjustment to Carrying Value of Hedged Item	Potential Exposure	Credit Quality of Reference Entity	Hedge Effectiveness at Inception and at Quarter-end (b)	
HSBC SP500CALL LONG 4/15/2025	Index Annuity	N/A	Equity/Index	HSBC	04/16/2024	04/15/2025	16	8,098,912	5061.82	0	743,360	0	1,097,426		1,097,426	354,066	0	0	0	0			
HSBC SHORT 4/15/2025	Index Annuity	N/A	Equity/Index	HSBC	04/16/2024	04/15/2025	41	20,753,462	5061.82	0	1,904,860	0	2,812,154		2,812,154	907,294	0	0	0	0	0		
BAC SP500CALL LONG 4/16/2025	Index Annuity	N/A	Equity/Index	BAC	04/17/2024	04/16/2025	15	7,577,115	5051.41	0	645,000	0	1,043,641		1,043,641	398,641	0	0	0	0	0		
BAC SP500CALL LONG 4/16/2025	Index Annuity	N/A	Equity/Index	BAC	04/17/2024	04/16/2025	15	7,577,115	5051.41	0	667,665	0	1,043,641		1,043,641	375,976	0	0	0	0	0		
BAC SP500CALL LONG 4/16/2025	Index Annuity	N/A	Equity/Index	BAC	04/17/2024	04/16/2025	3	1,515,423	5051.41	0	72,600	0	146,528		146,528	73,928	0	0	0	0	0		
WF SP500CALL LONG 4/17/2025	Index Annuity	N/A	Equity/Index	WF	04/18/2024	04/17/2025	10	4,771,100	5022.21	0	433,058	0	685,052		685,052	251,995	0	0	0	0	0		
HSBC MARCSCALL LONG 4/17/2025	Index Annuity	N/A	Equity/Index	HSBC	04/18/2024	04/17/2025	1	18,527	370.54	0	465	0	557		557	92	0	0	0	0	0		
HSBC MARCSCALL LONG 4/17/2025	Index Annuity	N/A	Equity/Index	HSBC	04/18/2024	04/17/2025	3	93,090	372.36	0	2,128	0	2,521		2,521	393	0	0	0	0	0		
WF SP500CALL LONG 4/17/2025	Index Annuity	N/A	Equity/Index	WF	04/18/2024	04/17/2025	2	1,004,442	5022.21	0	50,922	0	103,458		103,458	52,536	0	0	0	0	0		
WF SP500CALL LONG 4/17/2025	Index Annuity	N/A	Equity/Index	WF	04/18/2024	04/17/2025	24	12,053,304	5022.21	0	1,090,248	0	1,730,658		1,730,658	640,410	0	0	0	0	0		
BAC MARCSCALL LONG 4/17/2025	Index Annuity	N/A	Equity/Index	BAC	04/19/2024	04/17/2025	4	129,535	370.10	0	3,042	0	3,706		3,706	664	0	0	0	0	0		
BAC SP500CALL LONG 4/17/2025	Index Annuity	N/A	Equity/Index	BAC	04/19/2024	04/17/2025	6	2,756,116	5011.12	0	237,457	0	402,312		402,312	164,855	0	0	0	0	0		
BAC MARCSCALL LONG 4/17/2025	Index Annuity	N/A	Equity/Index	BAC	04/19/2024	04/17/2025	21	763,031	372.21	0	15,867	0	19,212		19,212	3,345	0	0	0	0	0		
BAC SP500CALL LONG 4/17/2025	Index Annuity	N/A	Equity/Index	BAC	04/19/2024	04/17/2025	1	501,112	5011.12	0	24,000	0	53,060		53,060	29,060	0	0	0	0	0		
BAC SP500CALL LONG 4/17/2025	Index Annuity	N/A	Equity/Index	BAC	04/19/2024	04/17/2025	7	3,257,228	5011.12	0	281,723	0	475,460		475,460	193,737	0	0	0	0	0		
HSBC SP500CALL LONG 5/1/2025	Index Annuity	N/A	Equity/Index	HSBC	05/01/2024	05/01/2025	4	1,842,652	5018.39	0	161,970	0	270,314		270,314	108,344	0	0	0	0	0		
HSBC SP500CALL LONG 5/1/2025	Index Annuity	N/A	Equity/Index	HSBC	05/01/2024	05/01/2025	0	93,442	5018.39	0	4,560	0	9,945		9,945	5,385	0	0	0	0	0		
HSBC SP500CALL LONG 5/1/2025	Index Annuity	N/A	Equity/Index	HSBC	05/01/2024	05/01/2025	10	4,899,103	5018.39	0	430,635	0	718,690		718,690	288,055	0	0	0	0	0		
HSBC SP500CALL LONG 5/1/2025	Index Annuity	N/A	Equity/Index	HSBC	05/02/2024	05/01/2025	54	27,099,306	5018.39	0	2,512,782	0	3,975,421		3,975,421	1,462,639	0	0	0	0	0		
HSBC SP500CALL LONG 5/1/2025	Index Annuity	N/A	Equity/Index	HSBC	05/02/2024	05/01/2025	12	6,022,068	5018.39	0	323,988	0	640,903		640,903	316,915	0	0	0	0	0		
BAC MARCSCALL LONG 5/1/2025	Index Annuity	N/A	Equity/Index	BAC	05/02/2024	05/01/2025	5	184,845	369.69	0	4,690	0	5,470		5,470	780	0	0	0	0	0		
HSBC SP500CALL LONG 5/1/2025	Index Annuity	N/A	Equity/Index	HSBC	05/02/2024	05/01/2025	75	37,387,006	5018.39	0	3,466,709	0	5,484,609		5,484,609	2,017,901	0	0	0	0	0		
BAC SP500CALL LONG 5/2/2025	Index Annuity	N/A	Equity/Index	BAC	05/03/2024	05/02/2025	7	3,291,730	5064.20	0	317,135	0	456,253		456,253	139,118	0	0	0	0	0		
BAC SP500CALL LONG 5/2/2025	Index Annuity	N/A	Equity/Index	BAC	05/03/2024	05/02/2025	16	7,849,510	5064.20	0	742,373	0	1,087,988		1,087,988	345,615	0	0	0	0	0		
RBC MARCSCALL LONG 5/2/2025	Index Annuity	N/A	Equity/Index	RBC	05/03/2024	05/02/2025	13	463,600	370.88	0	9,913	0	12,706		12,706	2,794	0	0	0	0	0		
RBC MARCSCALL LONG 5/2/2025	Index Annuity	N/A	Equity/Index	RBC	05/03/2024	05/02/2025	11	405,647	368.77	0	9,845	0	12,610		12,610	2,765	0	0	0	0	0		
BAC SP500CALL LONG 5/2/2025	Index Annuity	N/A	Equity/Index	BAC	05/03/2024	05/02/2025	3	1,266,050	5064.20	0	71,703	0	122,785		122,785	51,082	0	0	0	0	0		
CITI SP500CALL LONG 5/2/2025	Index Annuity	N/A	Equity/Index	CITI	05/06/2024	05/02/2025	1	512,779	5127.79	0	47,256	0	65,129		65,129	17,873	0	0	0	0	0		
CITI SP500CALL LONG 5/2/2025	Index Annuity	N/A	Equity/Index	CITI	05/06/2024	05/02/2025	4	1,794,727	5127.79	0	164,780	0	227,951		227,951	63,171	0	0	0	0	0		

STATEMENT AS OF JUNE 30, 2024 OF THE Reliance Standard Life Insurance Company

SCHEDULE DB - PART A - SECTION 1

Showing all Options, Caps, Floors, Collars, Swaps and Forwards Open as of Current Statement Date

1	2	3	4	5	6	7	8	9	10	11	12	13	14	15	16	17	18	19	20	21	22	23
Description	Description of Item(s) Hedged, Used for Income Generation or Replicated	Schedule/ Exhibit Identifier	Type(s) of Risk(s) (a)	Exchange, Counterparty or Central Clearinghouse	Trade Date	Date of Maturity or Expiration	Number of Contracts	Notional Amount	Strike Price, Rate or Index Received (Paid)	Cumulative Prior Year(s) Initial Cost of Un-discounted Premium (Received) Paid	Current Year Initial Cost of Un-discounted Premium (Received) Paid	Current Year Income	Book/ Adjusted Carrying Value	Code	Fair Value	Unrealized Valuation Increase/ (Decrease)	Total Foreign Exchange Change in B./A.C.V.	Current Year's (Amortization)/ Accretion	Adjustment to Carrying Value of Hedged Item	Potential Exposure	Credit Quality of Reference Entity	Hedge Effectiveness at Inception and at Quarter-end (b)
CITI SP500CALL LONG 5/2/2025	Index Annuity	N/A	Equity/Index	CITI E570DZIZ7FF32TWEFA76	05/06/2024	05/02/2025	2	769,169	5127.79	0	42,608	0	65,766		65,766	23,159	0	0	0	0		
CITI SP500CALL LONG 5/15/2025	Index Annuity	N/A	Equity/Index	CITI E570DZIZ7FF32TWEFA76	05/15/2024	05/15/2025	0	195,128	5308.15	0	16,020	0	11,583		11,583	(4,437)	0	0	0	0		
CITI SP500CALL LONG 5/15/2025	Index Annuity	N/A	Equity/Index	CITI E570DZIZ7FF32TWEFA76	05/15/2024	05/15/2025	8	4,481,618	5308.15	0	367,942	0	443,507		443,507	75,565	0	0	0	0		
CITI SP500CALL LONG 5/15/2025	Index Annuity	N/A	Equity/Index	CITI E570DZIZ7FF32TWEFA76	05/15/2024	05/15/2025	3	1,543,451	5308.15	0	128,416	0	152,742		152,742	24,326	0	0	0	0		
CITI SP500CALL LONG 5/15/2025	Index Annuity	N/A	Equity/Index	CITI E570DZIZ7FF32TWEFA76	05/16/2024	05/15/2025	13	6,635,188	5308.15	0	324,750	0	393,881		393,881	69,131	0	0	0	0		
CITI SP500CALL LONG 5/15/2025	Index Annuity	N/A	Equity/Index	CITI E570DZIZ7FF32TWEFA76	05/16/2024	05/15/2025	59	31,052,678	5308.15	0	2,607,696	0	3,073,015		3,073,015	465,319	0	0	0	0		
RBC MARCSCALL LONG 5/15/2025	Index Annuity	N/A	Equity/Index	RBC ES71P3U3RHI GC71XBU11	05/16/2024	05/15/2025	6	225,684	376.14	0	4,794	0	4,479		4,479	(315)	0	0	0	0		
RBC MARCSCALL LONG 5/15/2025	Index Annuity	N/A	Equity/Index	RBC ES71P3U3RHI GC71XBU11	05/16/2024	05/15/2025	8	302,352	377.94	0	5,752	0	5,301		5,301	(451)	0	0	0	0		
CITI SP500CALL LONG 5/15/2025	Index Annuity	N/A	Equity/Index	CITI E570DZIZ7FF32TWEFA76	05/16/2024	05/15/2025	29	15,128,228	5308.15	0	1,271,756	0	1,497,110		1,497,110	225,354	0	0	0	0		
BAC SP500CALL LONG 5/16/2025	Index Annuity	N/A	Equity/Index	BAC B4TYDEB6GKMZ0031MB27	05/17/2024	05/16/2025	5	2,648,550	5297.10	0	222,645	0	266,973		266,973	44,328	0	0	0	0		
BAC SP500CALL LONG 5/16/2025	Index Annuity	N/A	Equity/Index	BAC B4TYDEB6GKMZ0031MB27	05/17/2024	05/16/2025	3	1,324,275	5297.10	0	60,090	0	80,273		80,273	20,183	0	0	0	0		
RBC MARCSCALL LONG 5/16/2025	Index Annuity	N/A	Equity/Index	RBC ES71P3U3RHI GC71XBU11	05/17/2024	05/16/2025	12	434,194	377.56	0	8,890	0	7,858		7,858	(1,032)	0	0	0	0		
BAC SP500CALL LONG 5/16/2025	Index Annuity	N/A	Equity/Index	BAC B4TYDEB6GKMZ0031MB27	05/17/2024	05/16/2025	17	8,740,215	5297.10	0	718,542	0	881,010		881,010	162,468	0	0	0	0		
HSBC SP500CALL LONG 5/16/2025	Index Annuity	N/A	Equity/Index	HSBC MP615ZYZBEU3UXPYFY54	05/20/2024	05/16/2025	1	530,327	5303.27	0	45,016	0	52,990		52,990	7,974	0	0	0	0		
HSBC SP500CALL LONG 5/16/2025	Index Annuity	N/A	Equity/Index	HSBC MP615ZYZBEU3UXPYFY54	05/20/2024	05/16/2025	3	1,325,818	5303.27	0	112,540	0	132,475		132,475	19,935	0	0	0	0		
HSBC SP500CALL LONG 5/16/2025	Index Annuity	N/A	Equity/Index	HSBC MP615ZYZBEU3UXPYFY54	05/20/2024	05/16/2025	1	530,327	5303.27	0	25,001	0	32,271		32,271	7,270	0	0	0	0		
RBC MARCSCALL LONG 5/30/2025	Index Annuity	N/A	Equity/Index	RBC ES71P3U3RHI GC71XBU11	06/03/2024	05/30/2025	14	502,349	372.11	0	12,191	0	13,110		13,110	919	0	0	0	0		
BAC SP500CALL LONG 5/30/2025	Index Annuity	N/A	Equity/Index	BAC B4TYDEB6GKMZ0031MB27	06/03/2024	05/30/2025	15	7,916,265	5277.51	0	336,090	0	530,770		530,770	194,680	0	0	0	0		
WF SP500CALL LONG 6/3/2025	Index Annuity	N/A	Equity/Index	WF KB1H1DSPRFMYMCFXT09	06/03/2024	06/03/2025	0	77,190	5283.40	0	3,582	0	5,120		5,120	1,539	0	0	0	0		
WF SP500CALL LONG 6/3/2025	Index Annuity	N/A	Equity/Index	WF KB1H1DSPRFMYMCFXT09	06/03/2024	06/03/2025	4	1,863,614	5283.40	0	157,289	0	197,479		197,479	40,189	0	0	0	0		
BAC SP500CALL LONG 5/30/2025	Index Annuity	N/A	Equity/Index	BAC B4TYDEB6GKMZ0031MB27	06/03/2024	05/30/2025	92	48,553,092	5277.51	0	3,645,224	0	5,158,303		5,158,303	1,513,079	0	0	0	0		
RBC MARCSCALL LONG 5/30/2025	Index Annuity	N/A	Equity/Index	RBC ES71P3U3RHI GC71XBU11	06/03/2024	05/30/2025	19	692,326	374.23	0	12,932	0	15,844		15,844	2,913	0	0	0	0		
WF SP500CALL LONG 6/3/2025	Index Annuity	N/A	Equity/Index	WF KB1H1DSPRFMYMCFXT09	06/03/2024	06/03/2025	13	6,723,813	5283.40	0	564,119	0	712,493		712,493	148,374	0	0	0	0		
BAC SP500CALL LONG 5/30/2025	Index Annuity	N/A	Equity/Index	BAC B4TYDEB6GKMZ0031MB27	06/03/2024	05/30/2025	35	18,207,410	5277.51	0	1,478,084	0	1,934,364		1,934,364	456,280	0	0	0	0		
HSBC SP500CALL LONG 6/3/2025	Index Annuity	N/A	Equity/Index	HSBC MP615ZYZBEU3UXPYFY54	06/04/2024	06/03/2025	8	3,962,550	5283.40	0	324,758	0	419,336		419,336	94,579	0	0	0	0		
HSBC SP500CALL LONG 6/3/2025	Index Annuity	N/A	Equity/Index	HSBC MP615ZYZBEU3UXPYFY54	06/04/2024	06/03/2025	3	1,320,850	5283.40	0	59,155	0	88,611		88,611	29,456	0	0	0	0		
RBC MARCSCALL LONG 6/3/2025	Index Annuity	N/A	Equity/Index	RBC ES71P3U3RHI GC71XBU11	06/04/2024	06/03/2025	4	130,813	373.75	0	2,968	0	3,102		3,102	134	0	0	0	0		
HSBC SP500CALL LONG 6/3/2025	Index Annuity	N/A	Equity/Index	HSBC MP615ZYZBEU3UXPYFY54	06/04/2024	06/03/2025	18	9,510,120	5283.40	0	779,418	0	1,006,407		1,006,407	226,989	0	0	0	0		

STATEMENT AS OF JUNE 30, 2024 OF THE Reliance Standard Life Insurance Company

SCHEDULE DB - PART A - SECTION 1

Showing all Options, Caps, Floors, Collars, Swaps and Forwards Open as of Current Statement Date

1	2	3	4	5	6	7	8	9	10	11	12	13	14	15	16	17	18	19	20	21	22	23											
Description	Description of Item(s) Hedged, Used for Income Generation or Replicated	Schedule/ Exhibit Identifier	Type(s) of Risk(s) (a)	Exchange, Counterparty or Central Clearinghouse	Trade Date	Date of Maturity or Expiration	Number of Contracts	Notional Amount	Strike Price, Rate or Index Received (Paid)	Cumulative Prior Year(s) Initial Cost of Un-discounted Premium (Received) Paid	Current Year Initial Cost of Un-discounted Premium (Received) Paid	Current Year Income	Book/ Adjusted Carrying Value	Code	Fair Value	Unrealized Valuation Increase/ (Decrease)	Total Foreign Exchange Change in B./A.C.V.	Current Year's (Amortization)/ Accretion	Adjustment to Carrying Value of Hedged Item	Potential Exposure	Credit Quality of Reference Entity	Hedge Effectiveness at Inception and at Quarter-end (b)											
JPM SP500CALL LONG 6/17/2025	Index Annuity	N/A	Equity/Index	JPM 7H6GLXDRUGOFU57RNE97	06/17/2024	06/17/2025	1	411,970	5473.23	0	28,467	0	17,472		17,472	(10,995)	0	0	0	0													
CHITA KOGYO CO., LTD.	Index Annuity	N/A	Equity/Index	JPM	06/17/2024	06/13/2025	20	753,500	376.75	0	17,520	0	15,349		15,349	(2,171)	0	0	0	0													
JPM SP500CALL LONG 6/17/2025	Index Annuity	N/A	Equity/Index	JPM 7H6GLXDRUGOFU57RNE97	06/17/2024	06/17/2025	1	613,002	5473.23	0	52,780	0	49,268		49,268	(3,512)	0	0	0	0													
JPM SP500CALL LONG 6/13/2025	Index Annuity	N/A	Equity/Index	JPM 7H6GLXDRUGOFU57RNE97	06/17/2024	06/13/2025	27	14,393,740	5431.60	0	1,250,933	0	1,236,191		1,236,191	(14,742)	0	0	0	0													
JPM SP500CALL LONG 6/17/2025	Index Annuity	N/A	Equity/Index	JPM 7H6GLXDRUGOFU57RNE97	06/17/2024	06/17/2025	7	3,667,064	5473.23	0	315,738	0	294,729		294,729	(21,009)	0	0	0	0													
JPM MARCS CALL LONG 6/13/2025	Index Annuity	N/A	Equity/Index	JPM 7H6GLXDRUGOFU57RNE97	06/17/2024	06/13/2025	8	283,965	378.62	0	5,933	0	5,126		5,126	(807)	0	0	0	0													
JPM SP500CALL LONG 6/13/2025	Index Annuity	N/A	Equity/Index	JPM 7H6GLXDRUGOFU57RNE97	06/17/2024	06/13/2025	90	48,612,820	5431.60	0	4,130,067	0	4,175,060		4,175,060	44,993	0	0	0	0													
JPM SP500CALL LONG 6/13/2025	Index Annuity	N/A	Equity/Index	JPM 7H6GLXDRUGOFU57RNE97	06/17/2024	06/13/2025	16	8,418,980	5431.60	0	388,942	0	392,778		392,778	3,836	0	0	0	0													
JPM LONG 6/17/2025	Index Annuity	N/A	Equity/Index	JPM 7H6GLXDRUGOFU57RNE97	06/18/2024	06/17/2025	5	188,210	376.42	0	4,750	0	3,933		3,933	(817)	0	0	0	0													
BAC LONG 6/17/2025	Index Annuity	N/A	Equity/Index	BAC B4TYDEB6GKMZ0031MB27	06/18/2024	06/17/2025	2	1,094,646	5473.23	0	51,600	0	45,955		45,955	(5,646)	0	0	0	0													
JPM LONG 6/17/2025	Index Annuity	N/A	Equity/Index	JPM 7H6GLXDRUGOFU57RNE97	06/18/2024	06/17/2025	2	75,604	378.02	0	1,850	0	1,426		1,426	(424)	0	0	0	0													
BAC LONG 6/17/2025	Index Annuity	N/A	Equity/Index	BAC B4TYDEB6GKMZ0031MB27	06/18/2024	06/17/2025	11	6,020,553	5473.23	0	479,347	0	481,935		481,935	2,588	0	0	0	0													
BAC LONG 6/17/2025	Index Annuity	N/A	Equity/Index	BAC B4TYDEB6GKMZ0031MB27	06/18/2024	06/17/2025	6	3,283,938	5473.23	0	280,674	0	262,873		262,873	(17,801)	0	0	0	0													
0159999999. Subtotal - Purchased Options - Hedging Other - Call Options and Warrants										91,324,163	85,057,683	0	371,034,004	XXX	371,034,004	161,172,372	0	0	0	XXX	XXX												
0219999999. Subtotal - Purchased Options - Hedging Other										91,324,163	85,057,683	0	371,034,004	XXX	371,034,004	161,172,372	0	0	0	XXX	XXX												
0289999999. Subtotal - Purchased Options - Replications										0	0	0	0	XXX	0	0	0	0	0	0	XXX	XXX											
0359999999. Subtotal - Purchased Options - Income Generation										0	0	0	0	XXX	0	0	0	0	0	0	0	XXX	XXX										
0429999999. Subtotal - Purchased Options - Other										0	0	0	0	XXX	0	0	0	0	0	0	0	XXX	XXX										
0439999999. Total Purchased Options - Call Options and Warrants										91,324,163	85,057,683	0	371,034,004	XXX	371,034,004	161,172,372	0	0	0	0	0	XXX	XXX										
0449999999. Total Purchased Options - Put Options										0	0	0	0	XXX	0	0	0	0	0	0	0	0	XXX	XXX									
0459999999. Total Purchased Options - Caps										0	0	0	0	XXX	0	0	0	0	0	0	0	0	0	XXX	XXX								
0469999999. Total Purchased Options - Floors										0	0	0	0	XXX	0	0	0	0	0	0	0	0	0	0	XXX	XXX							
0479999999. Total Purchased Options - Collars										0	0	0	0	XXX	0	0	0	0	0	0	0	0	0	0	0	XXX	XXX						
0489999999. Total Purchased Options - Other										0	0	0	0	XXX	0	0	0	0	0	0	0	0	0	0	0	0	XXX	XXX					
0499999999. Total Purchased Options										91,324,163	85,057,683	0	371,034,004	XXX	371,034,004	161,172,372	0	0	0	0	0	0	0	0	0	0	0	XXX	XXX				
0569999999. Subtotal - Written Options - Hedging Effective Excluding Variable Annuity Guarantees Under SSAP No.108										0	0	0	0	XXX	0	0	0	0	0	0	0	0	0	0	0	0	0	0	0	XXX	XXX		
0639999999. Subtotal - Written Options - Hedging Effective Variable Annuity Guarantees Under SSAP No.108										0	0	0	0	XXX	0	0	0	0	0	0	0	0	0	0	0	0	0	0	0	0	0	XXX	XXX
JPM SHORT 7/1/2024	Index Annuity	N/A	Equity/Index	JPM 7H6GLXDRUGOFU57RNE97	07/05/2023	07/01/2024	123	57,853,788	4703.56	(2,748,681)	0	0	(9,312,294)		(9,312,294)	(5,792,149)	0	0	0	0													
JPM SHORT 7/1/2024	Index Annuity	N/A	Equity/Index	JPM 7H6GLXDRUGOFU57RNE97	07/05/2023	07/01/2024	18	8,245,178	4711.53	(134,575)	0	0	(216,936)		(216,936)	(164,465)	0	0	0	0													
BAC SHORT 7/3/2024	Index Annuity	N/A	Equity/Index	BAC B4TYDEB6GKMZ0031MB27	07/05/2023	07/03/2024	38	18,046,162	4748.99	(778,544)	0	0	(2,713,125)		(2,713,125)	(1,730,574)	0	0	0	0													
BAC SHORT 7/3/2024	Index Annuity	N/A	Equity/Index	BAC B4TYDEB6GKMZ0031MB27	07/05/2023	07/03/2024	5	2,129,207	4731.57	(28,625)	0	0	(48,986)		(48,986)	(38,134)	0	0	0	0													
CITI SHORT 7/15/2024	Index Annuity	N/A	Equity/Index	CITI E570DZVZ7FF32WFA76	07/17/2023	07/15/2024	17	8,095,247	4761.91	(127,721)	0	0	(211,723)		(211,723)	(166,650)	0	0	0	0													
CITI SHORT 7/15/2024	Index Annuity	N/A	Equity/Index	CITI E570DZVZ7FF32WFA76	07/17/2023	07/15/2024	82	39,024,456	4759.08	(1,889,198)	0	0	(5,829,901)		(5,829,901)	(3,689,828)	0	0	0	0													
RBC SHORT 7/17/2024	Index Annuity	N/A	Equity/Index	RBC ES71P3U3RH1GC71XBU11	07/18/2023	07/17/2024	26	12,240,332	4800.13	(584,919)	0	0	(1,713,006)		(1,713,006)	(1,104,359)	0	0	0	0													
RBC SHORT 7/17/2024	Index Annuity	N/A	Equity/Index	RBC ES71P3U3RH1GC71XBU11	07/18/2023	07/17/2024	3	1,442,250	4807.50	(20,919)	0	0	(21,716)		(21,716)		0	0	0	0													
JPM SP500 SHORT 8/1/2024	Index Annuity	N/A	Equity/Index	JPM 7H6GLXDRUGOFU57RNE97	08/02/2023	08/01/2024	122	58,998,102	4835.91	(2,590,182)	0	0	(7,911,929)		(7,911,929)	(5,130,193)	0	0	0	0													
JPM SP500 SHORT 8/1/2024	Index Annuity	N/A	Equity/Index	JPM 7H6GLXDRUGOFU57RNE97	08/02/2023	08/01/2024	16	7,749,024	4843.14	(160,000)	0	0	(105,023)		(105,023)	(86,143)	0	0	0	0													
CITI SP500 SHORT 8/2/2024	Index Annuity	N/A	Equity/Index	CITI E570DZVZ7FF32WFA76	08/03/2023	08/02/2024	2	952,326	4761.63	(16,256)	0	0	(31,696)		(31,696)	(24,181)	0	0	0	0													
CITI SP500 SHORT 8/2/2024	Index Annuity	N/A	Equity/Index	CITI E570DZVZ7FF32WFA76	08/03/2023	08/02/2024	10	4,750,340	4750.34	(250,710)	0	0	(736,059)		(736,059)	(450,170)	0	0	0	0													
RBC SP500 CALL SHORT 8/2/2024	Index Annuity	N/A	Equity/Index	RBC ES71P3U3RH1GC71XBU11	08/04/2023	08/02/2024	22	10,424,128	4738.24	(542,146)	0	0	(1,645,495)		(1,645,495)	(993,634)	0	0	0	0													

E06.9

STATEMENT AS OF JUNE 30, 2024 OF THE Reliance Standard Life Insurance Company

SCHEDULE DB - PART A - SECTION 1

Showing all Options, Caps, Floors, Collars, Swaps and Forwards Open as of Current Statement Date

1	2	3	4	5	6	7	8	9	10	11	12	13	14	15	16	17	18	19	20	21	22	23
Description	Description of Item(s) Hedged, Used for Income Generation or Replicated	Schedule/ Exhibit Identifier	Type(s) of Risk(s) (a)	Exchange, Counterparty or Central Clearinghouse	Trade Date	Date of Maturity or Expiration	Number of Contracts	Notional Amount	Strike Price, Rate or Index Received (Paid)	Cumulative Prior Year(s) Initial Cost of Un-discounted Premium (Received) Paid	Current Year Initial Cost of Un-discounted Premium (Received) Paid	Current Year Income	Book/ Adjusted Carrying Value	Code	Fair Value	Unrealized Valuation Increase/ (Decrease)	Total Foreign Exchange Change in B./A.C.V.	Current Year's (Amortization)/ Accretion	Adjustment to Carrying Value of Hedged Item	Potential Exposure	Credit Quality of Reference Entity	Hedge Effectiveness at Inception and at Quarter-end (b)
RBC SP500 CALL SHORT 8/2/2024	Index Annuity	N/A	Equity/Index	RBC	08/04/2023	08/02/2024	6	2,612,220	4749.49	(41,844)	0	0	(94,748)		(94,748)	(71,605)	0	0	0	0	0	0
RBC SHORT 8/16/2024	Index Annuity	N/A	Equity/Index	RBC	08/17/2023	08/16/2024	7	3,006,387	4625.21	(176,319)	0	0	(564,302)		(564,302)	(311,758)	0	0	0	0	0	0
RBC SHORT 8/16/2024	Index Annuity	N/A	Equity/Index	RBC	08/17/2023	08/16/2024	2	929,314	4646.57	(18,460)	0	0	(64,982)		(64,982)	(39,382)	0	0	0	0	0	0
RBC SHORT 8/16/2024	Index Annuity	N/A	Equity/Index	RBC	08/18/2023	08/16/2024	17	7,819,660	4599.80	(449,004)	0	0	(1,518,391)		(1,518,391)	(825,591)	0	0	0	0	0	0
RBC SHORT 8/16/2024	Index Annuity	N/A	Equity/Index	RBC	08/18/2023	08/16/2024	6	2,535,902	4610.73	(141,933)	0	0	(198,167)		(198,167)	(112,830)	0	0	0	0	0	0
CITI SHORT 8/15/2024	Index Annuity	N/A	Equity/Index	CITI	08/16/2023	08/15/2024	14	6,570,438	4693.17	(123,466)	0	0	(391,253)		(391,253)	(261,132)	0	0	0	0	0	0
CITI SHORT 8/15/2024	Index Annuity	N/A	Equity/Index	CITI	08/16/2023	08/15/2024	92	43,131,808	4688.24	(2,353,452)	0	0	(7,397,719)		(7,397,719)	(4,269,423)	0	0	0	0	0	0
RBC SHORT 9/3/2024	Index Annuity	N/A	Equity/Index	RBC	09/05/2023	09/03/2024	23	10,931,555	4752.85	(566,789)	0	0	(1,738,613)		(1,738,613)	(1,019,889)	0	0	0	0	0	0
RBC SHORT 9/3/2024	Index Annuity	N/A	Equity/Index	RBC	09/05/2023	09/03/2024	3	1,191,035	4764.14	(19,213)	0	0	(59,717)		(59,717)	(43,531)	0	0	0	0	0	0
RBC SHORT 9/4/2024	Index Annuity	N/A	Equity/Index	RBC	09/05/2023	09/04/2024	6	2,858,484	4764.14	(46,110)	0	0	(139,922)		(139,922)	(100,484)	0	0	0	0	0	0
CITI SHORT 8/30/2024	Index Annuity	N/A	Equity/Index	CITI	09/05/2023	08/30/2024	95	45,330,200	4771.60	(2,236,775)	0	0	(7,000,003)		(7,000,003)	(4,189,726)	0	0	0	0	0	0
CITI SHORT 8/30/2024	Index Annuity	N/A	Equity/Index	CITI	09/05/2023	08/30/2024	20	9,576,820	4788.41	(123,320)	0	0	(406,942)		(406,942)	(308,275)	0	0	0	0	0	0
RBC SHORT 9/4/2024	Index Annuity	N/A	Equity/Index	RBC	09/05/2023	09/04/2024	32	14,971,478	4752.85	(776,444)	0	0	(2,384,486)		(2,384,486)	(1,396,738)	0	0	0	0	0	0
JPM SHORT 9/4/2024	Index Annuity	N/A	Equity/Index	JPM	09/06/2023	09/04/2024	2	714,621	4764.14	(6,705)	0	0	(34,954)		(34,954)	(25,247)	0	0	0	0	0	0
JPM SHORT 8/30/2024	Index Annuity	N/A	Equity/Index	JPM	09/06/2023	08/30/2024	1	477,223	4772.23	(4,470)	0	0	(21,936)		(21,936)	(16,365)	0	0	0	0	0	0
JPM SHORT 8/30/2024	Index Annuity	N/A	Equity/Index	JPM	09/06/2023	08/30/2024	4	1,907,200	4768.00	(84,232)	0	0	(295,638)		(295,638)	(176,244)	0	0	0	0	0	0
JPM SHORT 9/3/2024	Index Annuity	N/A	Equity/Index	JPM	09/06/2023	09/03/2024	1	475,285	4752.85	(21,074)	0	0	(75,485)		(75,485)	(44,491)	0	0	0	0	0	0
JPM SHORT 9/4/2024	Index Annuity	N/A	Equity/Index	JPM	09/06/2023	09/04/2024	14	6,416,348	4752.85	(300,956)	0	0	(1,020,372)		(1,020,372)	(600,336)	0	0	0	0	0	0
RBC SHORT 9/13/2024	Index Annuity	N/A	Equity/Index	RBC	09/18/2023	09/13/2024	19	8,937,752	4704.08	(146,395)	0	0	(675,039)		(675,039)	(435,888)	0	0	0	0	0	0
RBC SHORT 9/13/2024	Index Annuity	N/A	Equity/Index	RBC	09/18/2023	09/13/2024	137	64,317,253	4694.69	(3,347,595)	0	0	(11,260,646)		(11,260,646)	(6,312,601)	0	0	0	0	0	0
BAC SHORT 10/1/2024	Index Annuity	N/A	Equity/Index	BAC	10/02/2023	10/01/2024	88	39,490,238	4513.17	(2,348,413)	0	0	(8,831,535)		(8,831,535)	(4,367,755)	0	0	0	0	0	0
BAC SHORT 10/1/2024	Index Annuity	N/A	Equity/Index	BAC	10/02/2023	10/01/2024	19	8,594,574	4523.46	(186,485)	0	0	(1,074,329)		(1,074,329)	(544,163)	0	0	0	0	0	0
RBC SHORT 10/2/2024	Index Annuity	N/A	Equity/Index	RBC	10/03/2023	10/02/2024	22	9,999,022	4545.01	(491,178)	0	0	(2,156,784)		(2,156,784)	(1,084,116)	0	0	0	0	0	0
RBC SHORT 10/2/2024	Index Annuity	N/A	Equity/Index	RBC	10/03/2023	10/02/2024	2	906,540	4532.70	(15,270)	0	0	(113,230)		(113,230)	(58,168)	0	0	0	0	0	0
WF SHORT 10/3/2024	Index Annuity	N/A	Equity/Index	WF	10/04/2023	10/03/2024	5	2,010,938	4468.75	(49,856)	0	0	(286,217)		(286,217)	(136,241)	0	0	0	0	0	0
WF SHORT 10/3/2024	Index Annuity	N/A	Equity/Index	WF	10/04/2023	10/03/2024	24	10,766,016	4485.84	(635,544)	0	0	(2,494,956)		(2,494,956)	(1,217,897)	0	0	0	0	0	0
HSBC SHORT 10/15/2024	Index Annuity	N/A	Equity/Index	HSBC	10/16/2023	10/15/2024	69	31,201,682	4554.99	(1,987,185)	0	0	(6,716,920)		(6,716,920)	(3,392,941)	0	0	0	0	0	0
HSBC SHORT 10/15/2024	Index Annuity	N/A	Equity/Index	HSBC	10/16/2023	10/15/2024	15	6,620,425	4565.81	(164,865)	0	0	(854,363)		(854,363)	(445,677)	0	0	0	0	0	0
CITI SHORT 10/16/2024	Index Annuity	N/A	Equity/Index	CITI	10/17/2023	10/16/2024	2	699,200	4661.33	(11,964)	0	0	(73,571)		(73,571)	(42,612)	0	0	0	0	0	0
CITI SHORT 10/16/2024	Index Annuity	N/A	Equity/Index	CITI	10/17/2023	10/16/2024	21	9,481,660	4625.20	(531,360)	0	0	(1,873,489)		(1,873,489)	(980,688)	0	0	0	0	0	0
WF SHORT 10/17/2024	Index Annuity	N/A	Equity/Index	WF	10/18/2023	10/17/2024	19	8,598,911	4648.06	(407,426)	0	0	(1,655,217)		(1,655,217)	(876,000)	0	0	0	0	0	0
WF SHORT 10/17/2024	Index Annuity	N/A	Equity/Index	WF	10/18/2023	10/17/2024	3	1,391,217	4637.39	(21,942)	0	0	(154,343)		(154,343)	(86,689)	0	0	0	0	0	0
WF SHORT 11/1/2024	Index Annuity	N/A	Equity/Index	WF	11/02/2023	11/01/2024	22	9,857,518	4480.69	(269,016)	0	0	(1,568,677)		(1,568,677)	(750,092)	0	0	0	0	0	0
WF SHORT 11/1/2024	Index Annuity	N/A	Equity/Index	WF	11/02/2023	11/01/2024	112	50,234,464	4485.22	(3,231,984)	0	0	(11,905,014)		(11,905,014)	(5,652,277)	0	0	0	0	0	0
BAC SHORT 11/1/2024	Index Annuity	N/A	Equity/Index	BAC	11/03/2023	11/01/2024	7	3,188,682	4555.26	(72,541)	0	0	(449,592)		(449,592)	(230,501)	0	0	0	0	0	0
BAC SHORT 11/1/2024	Index Annuity	N/A	Equity/Index	BAC	11/03/2023	11/01/2024	25	11,133,927	4544.46	(661,108)	0	0	(2,464,318)		(2,464,318)	(1,205,775)	0	0	0	0	0	0
WF SHORT 11/1/2024	Index Annuity	N/A	Equity/Index	WF	11/04/2023	11/01/2024	1	459,805	4598.05	(8,345)	0	0	(60,420)		(60,420)	(32,630)	0	0	0	0	0	0
WF SHORT 11/1/2024	Index Annuity	N/A	Equity/Index	WF	11/04/2023	11/01/2024	5	2,293,575	4587.15	(122,785)	0	0	(482,839)		(482,839)	(242,236)	0	0	0	0	0	0
RBC SHORT 11/15/2024	Index Annuity	N/A	Equity/Index	RBC	11/16/2023	11/15/2024	15	7,145,130	4763.42	(100,425)	0	0	(718,955)		(718,955)	(454,971)	0	0	0	0	0	0
RBC SHORT 11/15/2024	Index Annuity	N/A	Equity/Index	RBC	11/16/2023	11/15/2024	80	38,172,160	4771.52	(1,752,000)	0	0	(6,428,684)		(6,428,684)	(3,503,960)	0	0	0	0	0	0
JPM SHORT 11/15/2024	Index Annuity	N/A	Equity/Index	JPM	11/17/2023	11/15/2024	14	6,405,642	4744.92	(321,975)	0	0	(1,118,399)		(1,118,399)	(604,478)	0	0	0	0	0	0
JPM SHORT 11/15/2024	Index Annuity	N/A	Equity/Index	JPM	11/17/2023	11/15/2024	5	2,140,286	4756.19	(22,500)	0	0	(217,577)		(217,577)	(135,324)	0	0	0	0	0	0
JPM SHORT 11/15/2024	Index Annuity	N/A	Equity/Index	JPM	11/20/2023	11/15/2024	5	2,375,505	4751.01	(120,045)	0	0	(411,408)		(411,408)	(223,113)	0	0	0	0	0	0
JPM SHORT 11/15/2024	Index Annuity	N/A	Equity/Index	JPM	11/20/2023	11/15/2024	1	476,229	4762.29	(5,000)	0	0	(47,760)		(47,760)	(29,782)	0	0	0	0	0	0
HSBC SHORT 12/2/2024	Index Annuity	N/A	Equity/Index	HSBC	12/04/2023	12/02/2024	9	4,110,473	4835.85	(188,284)	0	0	(644,306)		(644,306)	(362,709)	0	0	0	0	0	0

E06.10

STATEMENT AS OF JUNE 30, 2024 OF THE Reliance Standard Life Insurance Company

SCHEDULE DB - PART A - SECTION 1

Showing all Options, Caps, Floors, Swaps and Forwards Open as of Current Statement Date

1	2	3	4	5	6	7	8	9	10	11	12	13	14	15	16	17	18	19	20	21	22	23
Description	Description of Item(s) Hedged, Used for Income Generation or Replicated	Schedule/ Exhibit Identifier	Type(s) of Risk(s) (a)	Exchange, Counterparty or Central Clearinghouse	Trade Date	Date of Maturity or Expiration	Number of Contracts	Notional Amount	Strike Price, Rate or Index Received (Paid)	Cumulative Prior Year(s) Initial Cost of Un-discounted Premium (Received) Paid	Current Year Initial Cost of Un-discounted Premium (Received) Paid	Current Year Income	Book/ Adjusted Carrying Value	Code	Fair Value	Unrealized Valuation Increase/ (Decrease)	Total Foreign Exchange Change in B./A.C.V.	Current Year's (Amortization)/ Accretion	Adjustment to Carrying Value of Hedged Item	Potential Exposure	Credit Quality of Reference Entity	Hedge Effectiveness at Inception and at Quarter-end (b)
HSBC SHORT 12/2/2024	Index Annuity	N/A	Equity/Index	HSBC	MP615ZYZBEU3UXPYFY54	12/04/2023	2	969,466	4847.33	(12,722)	0	0	(87,271)		(87,271)	(58,707)	0	0	0	0		
HSBC SHORT 12/3/2024	Index Annuity	N/A	Equity/Index	HSBC	KB1H1DSPRFMYMCFXT09	12/04/2023	4	1,938,932	4847.33	(25,708)	0	0	(175,861)		(175,861)	(118,382)	0	0	0	0		
WIF SHORT 11/29/2024	Index Annuity	N/A	Equity/Index	WIF	KB1H1DSPRFMYMCFXT09	12/04/2023	14	6,818,350	4870.25	(80,248)	0	0	(574,245)		(574,245)	(393,831)	0	0	0	0		
WIF SHORT 11/29/2024	Index Annuity	N/A	Equity/Index	WIF	MP615ZYZBEU3UXPYFY54	12/04/2023	63	30,513,500	4882.16	(1,214,625)	0	0	(4,466,992)		(4,466,992)	(2,578,050)	0	0	0	0		
HSBC SHORT 12/3/2024	Index Annuity	N/A	Equity/Index	HSBC	MP615ZYZBEU3UXPYFY54	12/04/2023	45	21,519,533	4835.85	(989,769)	0	0	(3,378,332)		(3,378,332)	(1,899,490)	0	0	0	0		
WIF SHORT 12/16/2024	Index Annuity	N/A	Equity/Index	WIF	KB1H1DSPRFMYMCFXT09	12/18/2023	3	1,244,688	4978.75	(21,085)	0	0	(84,150)		(84,150)	(61,814)	0	0	0	0		
WIF SHORT 12/16/2024	Index Annuity	N/A	Equity/Index	WIF	KB1H1DSPRFMYMCFXT09	12/18/2023	8	3,725,213	4966.95	(185,033)	0	0	(491,250)		(491,250)	(292,735)	0	0	0	0		
WIF SHORT 12/17/2024	Index Annuity	N/A	Equity/Index	WIF	KB1H1DSPRFMYMCFXT09	12/18/2023	31	15,397,545	4966.95	(767,188)	0	0	(2,033,851)		(2,033,851)	(1,210,968)	0	0	0	0		
JPM SHORT 12/13/2024	Index Annuity	N/A	Equity/Index	JPM	7H6GLXDRUGGFU57RNE97	12/18/2023	50	25,015,250	5003.05	(1,151,850)	0	0	(3,102,899)		(3,102,899)	(1,893,549)	0	0	0	0		
WIF SHORT 12/17/2024	Index Annuity	N/A	Equity/Index	WIF	KB1H1DSPRFMYMCFXT09	12/18/2023	4	1,991,500	4978.75	(34,028)	0	0	(134,493)		(134,493)	(98,473)	0	0	0	0		
JPM SHORT 12/13/2024	Index Annuity	N/A	Equity/Index	JPM	7H6GLXDRUGGFU57RNE97	12/18/2023	12	5,983,258	4986.44	(60,000)	0	0	(401,350)		(401,350)	(301,352)	0	0	0	0		
RBC SHORT 1/2/2025	Index Annuity	N/A	Equity/Index	RBC	ES71P3U3RHI GC71XBU11	01/03/2024	8	4,006,096	5007.62	0	0	0	(279,910)		(279,910)	(227,462)	0	0	0	0		
RBC SHORT 1/2/2025	Index Annuity	N/A	Equity/Index	RBC	ES71P3U3RHI GC71XBU11	01/03/2024	49	24,303,544	5011.04	0	0	0	(3,063,820)		(3,063,820)	(1,987,411)	0	0	0	0		
WIF SHORT 1/3/2025	Index Annuity	N/A	Equity/Index	WIF	KB1H1DSPRFMYMCFXT09	01/04/2024	29	14,573,109	5025.21	0	0	0	(1,806,090)		(1,806,090)	(1,191,841)	0	0	0	0		
WIF SHORT 1/3/2025	Index Annuity	N/A	Equity/Index	WIF	KB1H1DSPRFMYMCFXT09	01/04/2024	6	2,744,330	4989.69	0	0	0	(205,706)		(205,706)	(166,254)	0	0	0	0		
BAC SHORT 1/3/2025	Index Annuity	N/A	Equity/Index	BAC	B4TYDEB6GKMZ0031MB27	01/05/2024	5	2,473,280	4946.56	0	0	0	(46,130)		(46,130)	(159,197)	0	0	0	0		
BAC SHORT 1/3/2025	Index Annuity	N/A	Equity/Index	BAC	B4TYDEB6GKMZ0031MB27	01/05/2024	16	7,895,744	4934.84	0	0	0	(421,552)		(421,552)	(699,512)	0	0	0	0		
JPM SHORT 1/15/2025	Index Annuity	N/A	Equity/Index	JPM	7H6GLXDRUGGFU57RNE97	01/16/2024	48	24,171,120	5035.65	0	0	0	(3,003,929)		(3,003,929)	(1,888,169)	0	0	0	0		
JPM SHORT 1/15/2025	Index Annuity	N/A	Equity/Index	JPM	7H6GLXDRUGGFU57RNE97	01/16/2024	8	3,785,205	5046.94	0	0	0	(37,500)		(37,500)	(222,692)	0	0	0	0		
BAC SHORT 1/16/2025	Index Annuity	N/A	Equity/Index	BAC	B4TYDEB6GKMZ0031MB27	01/17/2024	12	5,865,255	5100.22	0	0	0	(211,324)		(211,324)	(446,519)	0	0	0	0		
BAC SHORT 1/16/2025	Index Annuity	N/A	Equity/Index	BAC	B4TYDEB6GKMZ0031MB27	01/17/2024	4	1,782,526	5092.93	0	0	0	(104,745)		(104,745)	(88,116)	0	0	0	0		
WIF SHORT 1/17/2025	Index Annuity	N/A	Equity/Index	WIF	KB1H1DSPRFMYMCFXT09	01/18/2024	21	10,397,211	5071.81	0	0	0	(421,357)		(421,357)	(806,528)	0	0	0	0		
WIF SHORT 1/17/2025	Index Annuity	N/A	Equity/Index	WIF	KB1H1DSPRFMYMCFXT09	01/18/2024	3	1,262,645	5050.58	0	0	0	(84,944)		(84,944)	(68,424)	0	0	0	0		
WIF SHORT 1/17/2025	Index Annuity	N/A	Equity/Index	WIF	KB1H1DSPRFMYMCFXT09	01/19/2024	7	3,270,761	5031.94	0	0	0	(173,316)		(173,316)	(237,697)	0	0	0	0		
WIF SHORT 1/17/2025	Index Annuity	N/A	Equity/Index	WIF	KB1H1DSPRFMYMCFXT09	01/19/2024	2	756,584	5043.89	0	0	0	(52,389)		(52,389)	(37,842)	0	0	0	0		
WELLS FARGO BANK																						
NATIONAL ASSOCIATION WELLS FARGO BANK	Index Annuity	N/A	Equity/Index	WIF	KB1H1DSPRFMYMCFXT09	02/02/2024	107	55,888,026	5223.18	0	0	0	(5,257,496)		(5,257,496)	(2,818,431)	0	0	0	0		
NATIONAL ASSOCIATION WELLS FARGO BANK	Index Annuity	N/A	Equity/Index	WIF	KB1H1DSPRFMYMCFXT09	02/02/2024	13	6,768,957	5206.89	0	0	0	(293,517)		(293,517)	(192,858)	0	0	0	0		
ROYAL BANK OF CANADA	Index Annuity	N/A	Equity/Index	RBC	ES71P3U3RHI GC71XBU11	02/05/2024	10	5,256,130	5256.13	0	0	0	(465,821)		(465,821)	(246,041)	0	0	0	0		
ROYAL BANK OF CANADA	Index Annuity	N/A	Equity/Index	RBC	ES71P3U3RHI GC71XBU11	02/05/2024	5	2,348,523	5218.94	0	0	0	(221,425)		(221,425)	(114,744)	0	0	0	0		
ROYAL BANK OF CANADA	Index Annuity	N/A	Equity/Index	RBC	ES71P3U3RHI GC71XBU11	02/05/2024	2	784,700	5231.33	0	0	0	(30,838)		(30,838)	(20,219)	0	0	0	0		
ROYAL BANK OF CANADA	Index Annuity	N/A	Equity/Index	RBC	ES71P3U3RHI GC71XBU11	02/05/2024	2	1,054,696	5273.48	0	0	0	(11,500)		(11,500)	(23,993)	0	0	0	0		
BAC SHORT 2/14/2025	Index Annuity	N/A	Equity/Index	BAC	B4TYDEB6GKMZ0031MB27	02/16/2024	10	5,084,818	5352.44	0	0	0	(65,911)		(65,911)	(132,330)	0	0	0	0		
BAC SHORT 2/14/2025	Index Annuity	N/A	Equity/Index	BAC	B4TYDEB6GKMZ0031MB27	02/16/2024	70	37,544,850	5363.55	0	0	0	(2,794,072)		(2,794,072)	(1,222,362)	0	0	0	0		
HSBC SHORT 2/18/2025	Index Annuity	N/A	Equity/Index	HSBC	MP615ZYZBEU3UXPYFY54	02/20/2024	2	1,064,884	5323.42	0	0	0	(33,235)		(33,235)	(21,027)	0	0	0	0		
HSBC SHORT 2/14/2025	Index Annuity	N/A	Equity/Index	HSBC	MP615ZYZBEU3UXPYFY54	02/20/2024	19	10,024,419	5276.01	0	0	0	(883,072)		(883,072)	(429,694)	0	0	0	0		
HSBC SHORT 2/18/2025	Index Annuity	N/A	Equity/Index	HSBC	MP615ZYZBEU3UXPYFY54	02/20/2024	8	4,244,720	5305.90	0	0	0	(354,383)		(354,383)	(175,079)	0	0	0	0		
HSBC SHORT 2/14/2025	Index Annuity	N/A	Equity/Index	HSBC	MP615ZYZBEU3UXPYFY54	02/20/2024	5	2,380,811	5290.69	0	0	0	(83,791)		(83,791)	(52,952)	0	0	0	0		
HSBC SHORT 2/28/2025	Index Annuity	N/A	Equity/Index	HSBC	MP615ZYZBEU3UXPYFY54	03/04/2024	3	1,364,473	5457.89	0	0	0	(23,324)		(23,324)	(5,324)	0	0	0	0		
HSBC SHORT 3/3/2025	Index Annuity	N/A	Equity/Index	HSBC	MP615ZYZBEU3UXPYFY54	03/04/2024	1	272,201	5444.02	0	0	0	(5,292)		(5,292)	(1,418)	0	0	0	0		
HSBC SHORT 2/28/2025	Index Annuity	N/A	Equity/Index	HSBC	MP615ZYZBEU3UXPYFY54	03/04/2024	12	6,287,384	5467.29	0	0	0	(100,085)		(100,085)	(21,575)	0	0	0	0		
HSBC SHORT 3/3/2025	Index Annuity	N/A	Equity/Index	HSBC	MP615ZYZBEU3UXPYFY54	03/04/2024	1	544,530	5445.30	0	0	0	(35,649)		(35,649)	(11,259)	0	0	0	0		
HSBC SHORT 2/28/2025	Index Annuity	N/A	Equity/Index	HSBC	MP615ZYZBEU3UXPYFY54	03/04/2024	80	43,865,600	5458.20	0	0	0	(2,774,345)		(2,774,345)	(880,425)	0	0	0	0		
HSBC SHORT 2/28/2025	Index Annuity	N/A	Equity/Index	HSBC	MP615ZYZBEU3UXPYFY54	03/04/2024	13	6,792,825	5434.26	0	0	0	(310,963)		(310,963)	(142,730)	0	0	0	0		
WIF SHORT 3/14/2025	Index Annuity	N/A	Equity/Index	WIF	KB1H1DSPRFMYMCFXT09	03/18/2024	3	1,358,970	5435.88	0	0	0	(32,367)		(32,367)	(7,627)	0	0	0	0		
WIF SHORT 3/17/2025	Index Annuity	N/A	Equity/Index	WIF	KB1H1DSPRFMYMCFXT09	03/18/2024	1	272,102	5442.03	0	0	0	(6,363)		(6,363)	(1,493)	0	0	0	0		
WIF SHORT 3/14/2025	Index Annuity	N/A	Equity/Index	WIF	KB1H1DSPRFMYMCFXT09	03/18/2024	20	10,569,741	5420.38	0	0	0	(548,048)		(548,048)	(202,935)	0	0	0	0		
WIF SHORT 3/17/2025	Index Annuity	N/A	Equity/Index	WIF	KB1H1DSPRFMYMCFXT09	03/18/2024	1	541,311	5413.11	0	0	0	(28,749)		(28,749)	(39,313)	0	0	0	0		
RBC SHORT 3/14/2025	Index Annuity	N/A	Equity/Index	RBC	ES71P3U3RHI GC71XBU11	03/18/2024	76	41,121,000	5446.49	0	0	0	(2,045,446)		(2,045,446)	(725,381)	0	0	0	0		

E06.11

STATEMENT AS OF JUNE 30, 2024 OF THE Reliance Standard Life Insurance Company

SCHEDULE B - PART A - SECTION 1

Showing all Options, Caps, Floors, Collars, Swaps and Forwards Open as of Current Statement Date

1	2	3	4	5	6	7	8	9	10	11	12	13	14	15	16	17	18	19	20	21	22	23		
Description	Description of Item(s) Hedged, Used for Income Generation or Replicated	Schedule/ Exhibit Identifier	Type(s) of Risk(s) (a)	Exchange, Counterparty or Central Clearinghouse	Trade Date	Date of Maturity or Expiration	Number of Contracts	Notional Amount	Strike Price, Rate or Index Received (Paid)	Cumulative Prior Year(s) Initial Cost of Un-discounted Premium (Received) Paid	Current Year Initial Cost of Un-discounted Premium (Received) Paid	Current Year Income	Book/ Adjusted Carrying Value	Code	Fair Value	Unrealized Valuation Increase/ (Decrease)	Total Foreign Exchange Change in B./A.C.V.	Current Year's (Amortization)/ Accretion	Adjustment to Carrying Value of Hedged Item	Potential Exposure	Credit Quality of Reference Entity	Hedge Effectiveness at Inception and at Quarter-end (b)		
RBC SHORT 3/14/2025	Index Annuity	N/A	Equity/Index	RBC	E571P3U9HI6C71XBU11	03/18/2024	13	6,804,538	5443.63	0	(116,725)	0	(155,103)		(155,103)	(38,378)	0	0	0	0				
CITI SHORT 4/1/2025	Index Annuity	N/A	Equity/Index	CITI	E570DZIZ7FF32TWEFA76	04/02/2024	75	41,791,425	5572.19	0	(1,754,475)	0	(2,278,212)		(2,278,212)	(523,737)	0	0	0	0	0			
CITI SHORT 4/1/2025	Index Annuity	N/A	Equity/Index	CITI	E570DZIZ7FF32TWEFA76	04/02/2024	14	7,805,392	5575.28	0	(104,174)	0	(102,745)		(102,745)	1,429	0	0	0	0	0			
HSBC SP500CALL SHORT 4/22/2025	Index Annuity	N/A	Equity/Index	HSBC	MP615ZYZBEU3UXPYFY54	04/03/2024	20	10,759,184	5517.53	0	(534,612)	0	(661,633)		(661,633)	(127,021)	0	0	0	0	0			
HSBC SP500CALL SHORT 4/22/2025	Index Annuity	N/A	Equity/Index	HSBC	MP615ZYZBEU3UXPYFY54	04/03/2024	3	1,658,445	5528.15	0	(26,724)	0	(28,120)		(28,120)	(1,396)	0	0	0	0	0			
BAC SP500CALL SHORT 4/3/2025	Index Annuity	N/A	Equity/Index	BAC	B4TYDEB6GKMZ0031MB27	04/04/2024	26	14,201,333	5569.15	0	(673,659)	0	(783,122)		(783,122)	(109,463)	0	0	0	0	0			
BAC SP500CALL SHORT 4/3/2025	Index Annuity	N/A	Equity/Index	BAC	B4TYDEB6GKMZ0031MB27	04/04/2024	4	2,224,912	5562.28	0	(36,856)	0	(31,783)		(31,783)	5,073	0	0	0	0	0			
HSBC SHORT 4/15/2025	Index Annuity	N/A	Equity/Index	HSBC	MP615ZYZBEU3UXPYFY54	04/16/2024	41	22,140,205	5400.05	0	(1,090,190)	0	(1,765,012)		(1,765,012)	(674,822)	0	0	0	0	0			
HSBC SHORT 4/15/2025	Index Annuity	N/A	Equity/Index	HSBC	MP615ZYZBEU3UXPYFY54	04/16/2024	8	4,317,976	5397.47	0	(71,720)	0	(166,208)		(166,208)	(94,488)	0	0	0	0	0			
BAC SHORT 4/16/2025	Index Annuity	N/A	Equity/Index	BAC	B4TYDEB6GKMZ0031MB27	04/17/2024	3	1,610,289	5367.63	0	(25,764)	0	(68,276)		(68,276)	(42,512)	0	0	0	0	0			
BAC SHORT 4/16/2025	Index Annuity	N/A	Equity/Index	BAC	B4TYDEB6GKMZ0031MB27	04/17/2024	15	8,027,340	5351.56	0	(385,140)	0	(698,473)		(698,473)	(313,333)	0	0	0	0	0			
WIF SHORT 4/17/2025	Index Annuity	N/A	Equity/Index	WIF	KB1H1DSPRFMYMCFJXT09	04/18/2024	24	12,842,424	5351.01	0	(633,336)	0	(1,124,587)		(1,124,587)	(491,251)	0	0	0	0	0			
WIF SHORT 4/17/2025	Index Annuity	N/A	Equity/Index	WIF	KB1H1DSPRFMYMCFJXT09	04/18/2024	2	1,069,832	5349.16	0	(18,314)	0	(49,000)		(49,000)	(30,686)	0	0	0	0	0			
BAC SHORT 4/17/2025	Index Annuity	N/A	Equity/Index	BAC	B4TYDEB6GKMZ0031MB27	04/19/2024	7	3,460,808	5324.32	0	(166,199)	0	(317,461)		(317,461)	(151,263)	0	0	0	0	0			
BAC SHORT 4/17/2025	Index Annuity	N/A	Equity/Index	BAC	B4TYDEB6GKMZ0031MB27	04/19/2024	1	534,185	5341.85	0	(8,123)	0	(25,271)		(25,271)	(17,148)	0	0	0	0	0			
HSBC SHORT 5/1/2025	Index Annuity	N/A	Equity/Index	HSBC	MP615ZYZBEU3UXPYFY54	05/01/2024	10	5,445,500	5578.04	0	(145,995)	0	(322,620)		(322,620)	(176,625)	0	0	0	0	0			
HSBC SHORT 5/1/2025	Index Annuity	N/A	Equity/Index	HSBC	MP615ZYZBEU3UXPYFY54	05/01/2024	0	104,111	5591.34	0	(402)	0	(1,969)		(1,969)	(1,567)	0	0	0	0	0			
HSBC SHORT 5/1/2025	Index Annuity	N/A	Equity/Index	HSBC	MP615ZYZBEU3UXPYFY54	05/02/2024	75	39,727,796	5332.59	0	(2,049,495)	0	(3,684,760)		(3,684,760)	(1,635,265)	0	0	0	0	0			
HSBC SHORT 5/1/2025	Index Annuity	N/A	Equity/Index	HSBC	MP615ZYZBEU3UXPYFY54	05/02/2024	12	6,415,668	5346.39	0	(110,136)	0	(313,652)		(313,652)	(203,516)	0	0	0	0	0			
BAC SHORT 5/2/2025	Index Annuity	N/A	Equity/Index	BAC	B4TYDEB6GKMZ0031MB27	05/03/2024	16	8,330,925	5374.79	0	(446,183)	0	(723,105)		(723,105)	(276,922)	0	0	0	0	0			
BAC SHORT 5/2/2025	Index Annuity	N/A	Equity/Index	BAC	B4TYDEB6GKMZ0031MB27	05/03/2024	3	1,347,128	5388.51	0	(26,133)	0	(57,254)		(57,254)	(31,121)	0	0	0	0	0			
CITI SHORT 5/2/2025	Index Annuity	N/A	Equity/Index	CITI	E570DZIZ7FF32TWEFA76	05/06/2024	4	1,904,329	5440.94	0	(95,403)	0	(147,460)		(147,460)	(52,057)	0	0	0	0	0			
CITI SHORT 5/2/2025	Index Annuity	N/A	Equity/Index	CITI	E570DZIZ7FF32TWEFA76	05/06/2024	2	819,534	5463.56	0	(13,991)	0	(27,720)		(27,720)	(13,730)	0	0	0	0	0			
CITI SHORT 5/15/2025	Index Annuity	N/A	Equity/Index	CITI	E570DZIZ7FF32TWEFA76	05/15/2024	0	217,567	5918.59	0	(7,493)	0	(896)		(896)	6,597	0	0	0	0	0			
CITI SHORT 5/15/2025	Index Annuity	N/A	Equity/Index	CITI	E570DZIZ7FF32TWEFA76	05/15/2024	8	4,973,383	5890.61	0	(112,037)	0	(148,088)		(148,088)	(36,050)	0	0	0	0	0			
CITI SHORT 5/15/2025	Index Annuity	N/A	Equity/Index	CITI	E570DZIZ7FF32TWEFA76	05/16/2024	13	7,068,463	5654.77	0	(97,950)	0	(125,452)		(125,452)	(27,502)	0	0	0	0	0			
CITI SHORT 5/15/2025	Index Annuity	N/A	Equity/Index	CITI	E570DZIZ7FF32TWEFA76	05/16/2024	59	33,008,040	5642.40	0	(1,447,641)	0	(1,776,790)		(1,776,790)	(329,149)	0	0	0	0	0			
BAC SHORT 5/16/2025	Index Annuity	N/A	Equity/Index	BAC	B4TYDEB6GKMZ0031MB27	05/17/2024	17	9,279,138	5623.72	0	(399,399)	0	(520,013)		(520,013)	(120,614)	0	0	0	0	0			
BAC SHORT 5/16/2025	Index Annuity	N/A	Equity/Index	BAC	B4TYDEB6GKMZ0031MB27	05/17/2024	3	1,410,128	5640.51	0	(17,313)	0	(25,292)		(25,292)	(7,979)	0	0	0	0	0			
HSBC SHORT 5/16/2025	Index Annuity	N/A	Equity/Index	HSBC	MP615ZYZBEU3UXPYFY54	05/20/2024	3	1,406,308	5625.23	0	(64,193)	0	(79,087)		(79,087)	(14,894)	0	0	0	0	0			
HSBC SHORT 5/16/2025	Index Annuity	N/A	Equity/Index	HSBC	MP615ZYZBEU3UXPYFY54	05/20/2024	1	564,835	5648.35	0	(7,073)	0	(10,119)		(10,119)	(3,046)	0	0	0	0	0			
BAC SHORT 5/30/2025	Index Annuity	N/A	Equity/Index	BAC	B4TYDEB6GKMZ0031MB27	06/03/2024	92	51,604,180	5609.15	0	(1,854,996)	0	(3,095,978)		(3,095,978)	(1,240,982)	0	0	0	0	0			
BAC SHORT 5/30/2025	Index Annuity	N/A	Equity/Index	BAC	B4TYDEB6GKMZ0031MB27	06/03/2024	15	8,432,490	5621.66	0	(85,140)	0	(188,777)		(188,777)	(103,637)	0	0	0	0	0			
WIF SHORT 6/3/2025	Index Annuity	N/A	Equity/Index	WIF	KB1H1DSPRFMYMCFJXT09	06/03/2024	13	7,460,882	5862.57	0	(172,798)	0	(257,895)		(257,895)	(85,097)	0	0	0	0	0			
WIF SHORT 6/3/2025	Index Annuity	N/A	Equity/Index	WIF	KB1H1DSPRFMYMCFJXT09	06/03/2024	0	85,982	5885.13	0	(270)	0	(523)		(523)	(252)	0	0	0	0	0			
HSBC SHORT 6/3/2025	Index Annuity	N/A	Equity/Index	HSBC	MP615ZYZBEU3UXPYFY54	06/04/2024	18	10,102,500	5612.50	0	(429,084)	0	(609,993)		(609,993)	(180,909)	0	0	0	0	0			
HSBC SHORT 6/3/2025	Index Annuity	N/A	Equity/Index	HSBC	MP615ZYZBEU3UXPYFY54	06/04/2024	3	1,407,723	5630.89	0	(15,845)	0	(31,343)		(31,343)	(15,498)	0	0	0	0	0			
JPM SHORT 6/17/2025	Index Annuity	N/A	Equity/Index	JPM	7H6GLXDRUGFUS7RNE97	06/17/2024	7	4,070,183	6074.90	0	(94,611)	0	(86,377)		(86,377)	8,233	0	0	0	0	0			
JPM SHORT 6/17/2025	Index Annuity	N/A	Equity/Index	JPM	7H6GLXDRUGFUS7RNE97	06/17/2024	1	459,058	6098.82	0	(8,239)	0	(948)		(948)	7,291	0	0	0	0	0			
JPM SHORT 6/13/2025	Index Annuity	N/A	Equity/Index	JPM	7H6GLXDRUGFUS7RNE97	06/17/2024	90	51,698,243	5776.34	0	(2,253,700)	0	(2,291,024)		(2,291,024)	(37,324)	0	0	0	0	0			
JPM SHORT 6/13/2025	Index Annuity	N/A	Equity/Index	JPM	7H6GLXDRUGFUS7RNE97	06/17/2024	16	8,976,314	5791.17	0	(77,500)	0	(104,384)		(104,384)	(26,884)	0	0	0	0	0			
BAC SHORT 6/17/2025	Index Annuity	N/A	Equity/Index	BAC	B4TYDEB6GKMZ0031MB27	06/18/2024	2	1,166,400	5832.00	0	(14,776)	0	(11,688)		(11,688)	3,088	0	0	0	0	0			
BAC SHORT 6/17/2025	Index Annuity	N/A	Equity/Index	BAC	B4TYDEB6GKMZ0031MB27	06/18/2024	11	6,395,268	5813.88	0	(250,965)	0	(262,186)		(262,186)	(11,221)	0	0	0	0	0			
0649999999. Subtotal - Written Options - Hedging Other - Call Options and Warrants										(39,126,620)	(30,385,124)	0	(186,797,764)	XXX	(186,797,764)	(98,355,301)	0	0	0	0	0	XXX	XXX	
0709999999. Subtotal - Written Options - Hedging Other										(39,126,620)	(30,385,124)	0	(186,797,764)	XXX	(186,797,764)	(98,355,301)	0	0	0	0	0	0	XXX	XXX
0779999999. Subtotal - Written Options - Replications										0	0	0	0	XXX	0	0	0	0	0	0	0	XXX	XXX	
0849999999. Subtotal - Written Options - Income Generation										0	0	0	0	XXX	0	0	0	0	0	0	0	0	XXX	XXX

E06.12

STATEMENT AS OF JUNE 30, 2024 OF THE Reliance Standard Life Insurance Company

SCHEDULE DB - PART A - SECTION 1

Showing all Options, Caps, Floors, Collars, Swaps and Forwards Open as of Current Statement Date

1	2	3	4	5	6	7	8	9	10	11	12	13	14	15	16	17	18	19	20	21	22	23
Description	Description of Item(s) Hedged, Used for Income Generation or Replicated	Schedule/ Exhibit Identifier	Type(s) of Risk(s) (a)	Exchange, Counterparty or Central Clearinghouse	Trade Date	Date of Maturity or Expiration	Number of Contracts	Notional Amount	Strike Price, Rate or Index Received (Paid)	Cumulative Prior Year(s) Initial Cost of Un-discounted Premium (Received) Paid	Current Year Initial Cost of Un-discounted Premium (Received) Paid	Current Year Income	Book/ Adjusted Carrying Value	Code	Fair Value	Unrealized Valuation Increase/ (Decrease)	Total Foreign Exchange Change in B./A.C.V.	Current Year's (Amortization)/ Accretion	Adjustment to Carrying Value of Hedged Item	Potential Exposure	Credit Quality of Reference Entity	Hedge Effectiveness at Inception and at Quarter-end (b)
0919999999. Subtotal - Written Options - Other										0	0	0	0	XXX	0	0	0	0	0	0	XXX	XXX
0929999999. Total Written Options - Call Options and Warrants										(39,126,620)	(30,385,124)	0	(186,797,764)	XXX	(186,797,764)	(98,355,301)	0	0	0	0	XXX	XXX
0939999999. Total Written Options - Put Options										0	0	0	0	XXX	0	0	0	0	0	0	XXX	XXX
0949999999. Total Written Options - Caps										0	0	0	0	XXX	0	0	0	0	0	0	XXX	XXX
0959999999. Total Written Options - Floors										0	0	0	0	XXX	0	0	0	0	0	0	XXX	XXX
0969999999. Total Written Options - Collars										0	0	0	0	XXX	0	0	0	0	0	0	XXX	XXX
0979999999. Total Written Options - Other										0	0	0	0	XXX	0	0	0	0	0	0	XXX	XXX
0989999999. Total Written Options										(39,126,620)	(30,385,124)	0	(186,797,764)	XXX	(186,797,764)	(98,355,301)	0	0	0	0	XXX	XXX
1049999999. Subtotal - Swaps - Hedging Effective Excluding Variable Annuity Guarantees Under SSAP No.108										0	0	0	0	XXX	0	0	0	0	0	0	XXX	XXX
1109999999. Subtotal - Swaps - Hedging Effective Variable Annuity Guarantees Under SSAP No.108										0	0	0	0	XXX	0	0	0	0	0	0	XXX	XXX
Interest Rate Swap Receive 4.0300 / Pay SOFR	Debt Securities	N/A	Interest Rate	CME	03/27/2023	03/29/2028	1	100,000,000	3.3740 / (5.2399)	0	0	(1,054,066)	(2,816,977)		(2,816,977)	(2,033,460)	0	0	0	967,914		
Interest Rate Swap Receive 4.1500 / Pay SOFR	Debt Securities	N/A	Interest Rate	CME	03/27/2023	03/29/2028	1	100,000,000	3.3720 / (5.2399)	0	0	(1,056,740)	(2,810,979)		(2,810,979)	(2,034,286)	0	0	0	967,914		
Interest Rate Swap Receive 3.7200 / Pay SOFR	Debt Securities	N/A	Interest Rate	CME	03/28/2023	03/30/2028	1	100,000,000	3.4160 / (5.0099)	0	0	(1,033,185)	(2,665,241)		(2,665,241)	(2,055,563)	0	0	0	968,268		
Interest Rate Swap Receive 3.5500 / Pay SOFR	Debt Securities	N/A	Interest Rate	CME	03/31/2023	04/04/2028	1	100,000,000	3.4230 / (5.0724)	0	0	(1,032,619)	(2,644,051)		(2,644,051)	(2,061,858)	0	0	0	970,034		
Interest Rate Swap Receive 3.4400 / Pay SOFR	Debt Securities	N/A	Interest Rate	CME	04/03/2023	04/05/2028	1	50,000,000	3.3340 / (5.0679)	0	0	(538,890)	(1,474,886)		(1,474,886)	(1,010,589)	0	0	0	485,193		
Interest Rate Swap Receive 3.3000 / Pay SOFR	Debt Securities	N/A	Interest Rate	CME	04/03/2023	04/05/2028	1	50,000,000	3.3910 / (5.0679)	0	0	(524,596)	(1,377,494)		(1,377,494)	(1,023,927)	0	0	0	485,193		
Interest Rate Swap Receive 1.6457 / Pay SOFR	Debt Securities	N/A	Interest Rate	CME	04/05/2023	04/07/2028	1	50,000,000	3.1230 / (5.0594)	0	0	(593,012)	(1,839,403)		(1,839,403)	(960,978)	0	0	0	485,546		
Interest Rate Swap Receive 1.7400 / Pay SOFR	Debt Securities	N/A	Interest Rate	CME	04/05/2023	04/07/2028	1	50,000,000	3.1240 / (5.0594)	0	0	(592,795)	(1,837,919)		(1,837,919)	(961,181)	0	0	0	485,546		
Interest Rate Swap Receive 1.8800 / Pay SOFR	Debt Securities	N/A	Interest Rate	CME	04/05/2023	04/07/2028	1	50,000,000	3.1370 / (5.0594)	0	0	(589,552)	(1,815,793)		(1,815,793)	(964,208)	0	0	0	485,546		
Interest Rate Swap Receive 2.0000 / Pay SOFR	Debt Securities	N/A	Interest Rate	CME	04/06/2023	04/10/2028	1	100,000,000	3.0960 / (5.0525)	0	0	(1,200,236)	(3,774,451)		(3,774,451)	(1,911,663)	0	0	0	972,148		
Interest Rate Swap Receive 2.6200 / Pay SOFR	Debt Securities	N/A	Interest Rate	CME	04/14/2023	04/18/2028	1	50,000,000	3.3560 / (5.2200)	0	0	(536,043)	(1,439,710)		(1,439,710)	(1,020,715)	0	0	0	487,480		
Interest Rate Swap Receive 1.9100 / Pay SOFR	Debt Securities	N/A	Interest Rate	CME	04/14/2023	04/18/2028	1	50,000,000	3.3740 / (5.2200)	0	0	(531,642)	(1,409,459)		(1,409,459)	(1,024,815)	0	0	0	487,480		
Interest Rate Swap Receive 1.6600 / Pay SOFR	Debt Securities	N/A	Interest Rate	CME	04/20/2023	04/24/2028	1	50,000,000	3.4600 / (5.2160)	0	0	(510,991)	(1,259,317)		(1,259,317)	(1,047,183)	0	0	0	488,532		
Interest Rate Swap Receive 1.7000 / Pay SOFR	Debt Securities	N/A	Interest Rate	CME	04/25/2023	04/27/2028	1	50,000,000	3.2860 / (5.1972)	0	0	(556,348)	(1,564,140)		(1,564,140)	(1,007,078)	0	0	0	489,057		
Interest Rate Swap Receive 1.7400 / Pay SOFR	Debt Securities	N/A	Interest Rate	CME	04/25/2023	04/27/2028	1	50,000,000	3.2670 / (5.1972)	0	0	(561,153)	(1,597,378)		(1,597,378)	(1,002,607)	0	0	0	489,057		

E06.13

STATEMENT AS OF JUNE 30, 2024 OF THE Reliance Standard Life Insurance Company

SCHEDULE DB - PART A - SECTION 1

Showing all Options, Caps, Floors, Collars, Swaps and Forwards Open as of Current Statement Date

1	2	3	4	5	6	7	8	9	10	11	12	13	14	15	16	17	18	19	20	21	22	23
Description	Description of Item(s) Hedged, Used for Income Generation or Replicated	Schedule/ Exhibit Identifier	Type(s) of Risk(s) (a)	Exchange, Counterparty or Central Clearinghouse	Trade Date	Date of Maturity or Expiration	Number of Contracts	Notional Amount	Strike Price, Rate or Index Received (Paid)	Cumulative Prior Year(s) Initial Cost of Un-discounted Premium (Received) Paid	Current Year Initial Cost of Un-discounted Premium (Received) Paid	Current Year Income	Book/ Adjusted Carrying Value	Code	Fair Value	Unrealized Valuation Increase/ (Decrease)	Total Foreign Exchange Change in B./A.C.V.	Current Year's (Amortization)/ Accretion	Adjustment to Carrying Value of Hedged Item	Potential Exposure	Credit Quality of Reference Entity	Hedge Effectiveness at Inception and at Quarter-end (b)
Interest Rate Swap Receive 1.5900 / Pay SOFR	Debt Securities	N/A	Interest Rate	CME	04/24/2023	04/26/2028	1	50,000,000	3.4070 / (5.1883)	0	0	(524,793)	(1,352,320)		(1,352,320)	(1,036,031)	0	0	0	488,882		
Interest Rate Swap Receive 1.7300 / Pay SOFR	Debt Securities	N/A	Interest Rate	CME	04/21/2023	04/25/2028	1	50,000,000	3.3940 / (5.2106)	0	0	(527,940)	(1,375,104)		(1,375,104)	(1,032,365)	0	0	0	488,707		
Interest Rate Swap Receive 1.6700 / Pay SOFR	Debt Securities	N/A	Interest Rate	CME	04/25/2023	04/27/2028	1	50,000,000	3.3350 / (5.1972)	0	0	(543,911)	(1,478,118)		(1,478,118)	(1,018,650)	0	0	0	489,057		
Interest Rate Swap Receive 1.6400 / Pay SOFR	Debt Securities	N/A	Interest Rate	CME	04/25/2023	04/27/2028	1	50,000,000	3.2590 / (5.1972)	0	0	(563,183)	(1,611,418)		(1,611,418)	(1,000,718)	0	0	0	489,057		
Interest Rate Swap Receive 1.4600 / Pay SOFR	Debt Securities	N/A	Interest Rate	CME	04/21/2023	09/27/2031	1	10,000,000	1.4560 / (5.3394)	0	0	(211,467)	(1,876,903)		(1,876,903)	(344,351)	0	0	0	134,570		
Interest Rate Swap Receive 3.2600 / Pay SOFR	Debt Securities	N/A	Interest Rate	CME	04/21/2023	10/21/2031	1	10,000,000	1.6410 / (5.3246)	0	0	(202,259)	(1,629,560)		(1,629,560)	(211,579)	0	0	0	135,179		
Interest Rate Swap Receive 3.3400 / Pay SOFR	Debt Securities	N/A	Interest Rate	CME	04/21/2023	01/05/2032	1	9,000,000	1.6720 / (5.3063)	0	0	(180,629)	(1,482,156)		(1,482,156)	(196,394)	0	0	0	123,381		
Interest Rate Swap Receive 3.3900 / Pay SOFR	Debt Securities	N/A	Interest Rate	CME	04/21/2023	01/06/2032	1	5,000,000	1.7320 / (5.3018)	0	0	(98,853)	(804,368)		(804,368)	(110,634)	0	0	0	68,557		
Interest Rate Swap Receive 3.4100 / Pay SOFR	Debt Securities	N/A	Interest Rate	CME	04/21/2023	09/30/2031	1	10,000,000	1.5910 / (5.3901)	0	0	(346,725)	(1,793,613)		(1,793,613)	(209,274)	0	0	0	134,647		
Interest Rate Swap Receive 3.2700 / Pay SOFR	Debt Securities	N/A	Interest Rate	CME	04/21/2023	11/26/2031	1	7,000,000	1.7410 / (5.3359)	0	0	(138,110)	(1,108,827)		(1,108,827)	(153,262)	0	0	0	95,261		
Interest Rate Swap Receive 3.2900 / Pay SOFR	Debt Securities	N/A	Interest Rate	CME	04/21/2023	10/26/2031	1	10,000,000	1.7040 / (5.3245)	0	0	(199,122)	(1,592,853)		(1,592,853)	(215,188)	0	0	0	135,306		
Interest Rate Swap Receive 3.4600 / Pay SOFR	Debt Securities	N/A	Interest Rate	CME	04/21/2023	10/22/2031	1	10,000,000	1.6630 / (5.3246)	0	0	(201,130)	(1,615,847)		(1,615,847)	(212,773)	0	0	0	135,205		
Interest Rate Swap Receive 3.3700 / Pay SOFR	Debt Securities	N/A	Interest Rate	CME	04/21/2023	01/20/2032	1	4,000,000	1.9130 / (5.3246)	0	0	(75,492)	(599,617)		(599,617)	(92,520)	0	0	0	54,986		
Interest Rate Swap Receive 3.3600 / Pay SOFR	Debt Securities	N/A	Interest Rate	CME	04/21/2023	04/07/2032	1	3,000,000	2.6180 / (5.3018)	0	0	(46,090)	(320,388)		(320,388)	(81,668)	0	0	0	41,818		
Interest Rate Swap Receive 3.1000 / Pay SOFR	Debt Securities	N/A	Interest Rate	CME	04/21/2023	02/08/2032	1	7,000,000	1.9970 / (5.3276)	0	0	(129,166)	(1,017,422)		(1,017,422)	(165,777)	0	0	0	96,555		
Interest Rate Swap Receive 3.1367 / Pay SOFR	Debt Securities	N/A	Interest Rate	CME	04/21/2023	01/11/2032	1	5,000,000	1.8800 / (5.3059)	0	0	(95,184)	(758,388)		(758,388)	(114,558)	0	0	0	68,620		
Interest Rate Swap Receive 3.1239 / Pay SOFR	Debt Securities	N/A	Interest Rate	CME	04/21/2023	11/26/2031	1	10,000,000	1.7430 / (5.3359)	0	0	(197,166)	(1,582,332)		(1,582,332)	(219,082)	0	0	0	136,088		
Interest Rate Swap Receive 3.1230 / Pay SOFR	Debt Securities	N/A	Interest Rate	CME	04/21/2023	10/12/2031	1	10,000,000	1.6460 / (5.2989)	0	0	(202,003)	(1,622,894)		(1,622,894)	(211,433)	0	0	0	134,951		
Interest Rate Swap Receive 3.3900 / Pay SOFR	Debt Securities	N/A	Interest Rate	CME	05/16/2023	05/18/2028	1	50,000,000	3.2960 / (5.1061)	0	0	(424,423)	(1,552,096)		(1,552,096)	(1,017,694)	0	0	0	492,717		

EOG-14

STATEMENT AS OF JUNE 30, 2024 OF THE Reliance Standard Life Insurance Company

SCHEDULE DB - PART A - SECTION 1

Showing all Options, Caps, Floors, Collars, Swaps and Forwards Open as of Current Statement Date

1	2	3	4	5	6	7	8	9	10	11	12	13	14	15	16	17	18	19	20	21	22	23								
Description	Description of Item(s) Hedged, Used for Income Generation or Replicated	Schedule/ Exhibit Identifier	Type(s) of Risk(s) (a)	Exchange, Counterparty or Central Clearinghouse	Trade Date	Date of Maturity or Expiration	Number of Contracts	Notional Amount	Strike Price, Rate or Index Received (Paid)	Cumulative Prior Year(s) Initial Cost of Un-discounted Premium (Received) Paid	Current Year Initial Cost of Un-discounted Premium (Received) Paid	Current Year Income	Book/ Adjusted Carrying Value	Code	Fair Value	Unrealized Valuation Increase/ (Decrease)	Total Foreign Exchange Change in B./A.C.V.	Current Year's (Amortization)/ Accretion	Adjustment to Carrying Value of Hedged Item	Potential Exposure	Credit Quality of Reference Entity	Hedge Effectiveness at Inception and at Quarter-end (b)								
Interest Rate Swap Receive 3.300 / Pay SOFR	Debt Securities	N/A	Interest Rate	CME LCZ7XYGSLJUHFXNXND88	05/18/2023	05/22/2028	1	50,000,000	3.4360 / (5.1394)	0	0	(598,870)	(1,304,804)		(1,304,804)	(1,052,192)	0	0	0	493,411										
Interest Rate Swap Receive 3.4227 / Pay SOFR	Debt Securities	N/A	Interest Rate	CME LCZ7XYGSLJUHFXNXND88	05/22/2023	05/24/2028	1	50,000,000	3.5520 / (5.1475)	0	0	(552,107)	(1,100,167)		(1,100,167)	(1,080,777)	0	0	0	493,758										
Interest Rate Swap Receive 3.4200 / Pay SOFR	Debt Securities	N/A	Interest Rate	CME LCZ7XYGSLJUHFXNXND88	06/07/2023	06/09/2028	1	50,000,000	3.7220 / (5.0923)	0	0	(454,975)	(793,048)		(793,048)	(1,126,001)	0	0	0	496,523										
Interest Rate Swap Receive 3.3700 / Pay SOFR	Debt Securities	N/A	Interest Rate	CME LCZ7XYGSLJUHFXNXND88	07/06/2023	07/10/2028	1	50,000,000	4.1500 / (5.3300)	0	0	(347,791)	(899)		(899)	(1,241,418)	0	0	0	501,708										
Interest Rate Swap Receive 3.3700 / Pay SOFR	Debt Securities	N/A	Interest Rate	CME LCZ7XYGSLJUHFXNXND88	07/27/2023	07/31/2028	1	50,000,000	4.0300 / (5.3300)	0	0	(373,392)	(209,815)		(209,815)	(1,227,792)	0	0	0	505,277										
1119999999. Subtotal - Swaps - Hedging Other - Interest Rate										0	0	(18,146,644)	(58,910,153)	XXX	(58,910,153)	(33,492,243)	0	0	0	16,149,130	XXX	XXX								
1169999999. Subtotal - Swaps - Hedging Other										0	0	(18,146,644)	(58,910,153)	XXX	(58,910,153)	(33,492,243)	0	0	0	16,149,130	XXX	XXX								
1229999999. Subtotal - Swaps - Replication										0	0	0	0	XXX	0	0	0	0	0	0	0	0	XXX	XXX						
1289999999. Subtotal - Swaps - Income Generation										0	0	0	0	XXX	0	0	0	0	0	0	0	0	0	0	XXX	XXX				
1349999999. Subtotal - Swaps - Other										0	0	0	0	XXX	0	0	0	0	0	0	0	0	0	0	0	XXX	XXX			
1359999999. Total Swaps - Interest Rate										0	0	(18,146,644)	(58,910,153)	XXX	(58,910,153)	(33,492,243)	0	0	0	16,149,130	XXX	XXX								
1369999999. Total Swaps - Credit Default										0	0	0	0	XXX	0	0	0	0	0	0	0	0	0	0	0	XXX	XXX			
1379999999. Total Swaps - Foreign Exchange										0	0	0	0	XXX	0	0	0	0	0	0	0	0	0	0	0	0	XXX	XXX		
1389999999. Total Swaps - Total Return										0	0	0	0	XXX	0	0	0	0	0	0	0	0	0	0	0	0	0	XXX	XXX	
1399999999. Total Swaps - Other										0	0	0	0	XXX	0	0	0	0	0	0	0	0	0	0	0	0	0	0	XXX	XXX
1409999999. Total Swaps										0	0	(18,146,644)	(58,910,153)	XXX	(58,910,153)	(33,492,243)	0	0	0	16,149,130	XXX	XXX								
FXF EUR/USD 07/24/2024	EUR Denominated Securities	N/A	Currency	BONY WFLLEPC7FZXENRZV188	04/22/2024	07/24/2024	1	98,994,672	0.9359	0	0	0	(386,524)		(386,524)	0	(386,524)	0	0	126,880										
FXF EUR/USD 07/24/2024	EUR Denominated Securities	N/A	Currency	BONY WFLLEPC7FZXENRZV188	04/22/2024	07/24/2024	1	181,825,210	0.9360	0	0	0	(729,412)		(729,412)	0	(729,412)	0	0	233,042										
GBP/USD 07/29/2024	GBP Denominated Securities	N/A	Currency	HSBC MP615ZYZBEU3UXPYFY54	04/29/2024	07/29/2024	1	24,544,542	0.7974	0	0	0	(204,166)		(204,166)	0	(204,166)	0	0	34,580										
USD/CAD 07/29/2024	CAD Denominated Securities	N/A	Currency	HSBC MP615ZYZBEU3UXPYFY54	04/29/2024	07/29/2024	1	3,683,108	1.3649	0	0	0	4,866		4,866	0	4,866	0	0	5,189										
AUD/USD 07/29/2024	AUD Denominated Securities	N/A	Currency	HSBC MP615ZYZBEU3UXPYFY54	04/29/2024	07/29/2024	1	28,734,086	1.5213	0	0	0	(435,333)		(435,333)	0	(435,333)	0	0	40,483										
EUR/USD 07/29/2024	EUR Denominated Securities	N/A	Currency	HSBC MP615ZYZBEU3UXPYFY54	04/29/2024	07/29/2024	1	69,339,388	0.9310	0	0	0	78,823		78,823	0	78,823	0	0	97,691										
EUR/USD 07/29/2024	EUR Denominated Securities	N/A	Currency	HSBC MP615ZYZBEU3UXPYFY54	04/30/2024	07/29/2024	1	7,264,316	1.0737	0	0	0	(5,014)		(5,014)	0	(5,014)	0	0	10,235										
FXF GBP/USD 07/02/2024	GBP Denominated Securities	N/A	Currency	BNP ROMIUIFPUB8MPR08K5P83	05/24/2024	07/02/2024	1	1,291,992	0.7857	0	0	0	8,606		8,606	0	8,606	0	0	478										
FXF EUR/USD 07/02/2024	EUR Denominated Securities	N/A	Currency	HSBC MP615ZYZBEU3UXPYFY54	05/24/2024	07/02/2024	1	3,586,932	0.9208	0	0	0	47,794		47,794	0	47,794	0	0	1,327										
FXF EUR/USD 07/10/2024	EUR Denominated Securities	N/A	Currency	HSBC MP615ZYZBEU3UXPYFY54	06/06/2024	07/10/2024	1	25,945,816	0.9181	0	0	0	412,593		412,593	0	412,593	0	0	21,466										
USD/BRL 9/03/2024 5.63	BRL Denominated Securities	N/A	Currency	HSBC MP615ZYZBEU3UXPYFY54	06/28/2024	09/03/2024	1	500,000	5.5970	0	0	0	3,409		3,409	0	3,409	0	0	1,055										
USD/BRL 07/12/2024	BRL Denominated Securities	N/A	Currency	HSBC MP615ZYZBEU3UXPYFY54	06/10/2024	07/12/2024	1	500,000	5.3730	0	0	0	19,994		19,994	0	19,994	0	0	453										
USD/MXN 07/12/2024	MXN Denominated Securities	N/A	Currency	HSBC MP615ZYZBEU3UXPYFY54	06/10/2024	07/12/2024	1	7,340,138	18.6645	0	0	0	(117,508)		(117,508)	0	(117,508)	0	0	6,652										
USD/MXN 07/12/2024	MXN Denominated Securities	N/A	Currency	HSBC MP615ZYZBEU3UXPYFY54	06/10/2024	07/12/2024	1	7,465,533	18.3510	0	0	0	7,888		7,888	0	7,888	0	0	6,766										
USD/MXN 07/12/2024	MXN Denominated Securities	N/A	Currency	HSBC MP615ZYZBEU3UXPYFY54	06/12/2024	07/12/2024	1	7,253,667	18.8870	0	0	0	(203,979)		(203,979)	0	(203,979)	0	0	6,574										

EOG-15

STATEMENT AS OF JUNE 30, 2024 OF THE Reliance Standard Life Insurance Company

SCHEDULE DB - PART A - SECTION 1

Showing all Options, Caps, Floors, Collars, Swaps and Forwards Open as of Current Statement Date

1	2	3	4	5	6	7	8	9	10	11	12	13	14	15	16	17	18	19	20	21	22	23
Description	Description of Item(s) Hedged, Used for Income Generation or Replicated	Schedule/ Exhibit Identifier	Type(s) of Risk(s) (a)	Exchange, Counterparty or Central Clearinghouse	Trade Date	Date of Maturity or Expiration	Number of Contracts	Notional Amount	Strike Price, Rate or Index Received (Paid)	Cumulative Prior Year(s) Initial Cost of Un-discounted Premium (Received) Paid	Current Year Initial Cost of Un-discounted Premium (Received) Paid	Current Year Income	Book/ Adjusted Carrying Value	Code	Fair Value	Unrealized Valuation Increase/ (Decrease)	Total Foreign Exchange Change in B./A.C.V.	Current Year's (Amortization)/ Accretion	Adjustment to Carrying Value of Hedged Item	Potential Exposure	Credit Quality of Reference Entity	Hedge Effectiveness at Inception and at Quarter-end (b)
USD/BRL 07/12/2024 5.4395	BRL Denominated Securities	N/A	Currency	HSBC MP615ZYZBEU3UXPYFY54	06/12/2024	07/12/2024	1	5,515,213	5.4395	0	0	0	155,009		155,009	0	155,009	0	0	4,998		
USD/BRL 07/12/2024 5.3935	BRL Denominated Securities	N/A	Currency	HSBC MP615ZYZBEU3UXPYFY54	06/12/2024	07/12/2024	1	2,781,125	5.3935	0	0	0	101,024		101,024	0	101,024	0	0	2,521		
USD/MXN 07/12/2024 18.978	MXN Denominated Securities	N/A	Currency	HSBC MP615ZYZBEU3UXPYFY54	06/12/2024	07/12/2024	1	7,218,885	18.9780	0	0	0	(238,761)		(238,761)	0	(238,761)	0	0	6,542		
USD/BRL 07/12/2024 5.4247	BRL Denominated Securities	N/A	Currency	HSBC MP615ZYZBEU3UXPYFY54	06/12/2024	07/12/2024	1	2,765,130	5.4247	0	0	0	85,028		85,028	0	85,028	0	0	2,506		
USD/MXN 07/12/2024 18.82	MXN Denominated Securities	N/A	Currency	HSBC MP615ZYZBEU3UXPYFY54	06/12/2024	07/12/2024	1	7,279,490	18.8200	0	0	0	(178,156)		(178,156)	0	(178,156)	0	0	6,597		
USD/MXN 07/12/2024 18.64	MXN Denominated Securities	N/A	Currency	HSBC MP615ZYZBEU3UXPYFY54	06/13/2024	07/12/2024	1	14,699,571	0.0536	0	0	0	215,720		215,720	0	215,720	0	0	13,322		
FXF EUR/USD 07/24/2024 1.07323	EUR Denominated Securities	N/A	Currency	HSBC MP615ZYZBEU3UXPYFY54	06/17/2024	07/24/2024	1	14,960,757	1.0732	0	0	0	(7,989)		(7,989)	0	(7,989)	0	0	19,175		
FXF USD/EUR 07/10/2024 1.073	EUR Denominated Securities	N/A	Currency	HSBC MP615ZYZBEU3UXPYFY54	06/17/2024	07/10/2024	1	364,820	0.9320	0	0	0	366		366	0	366	0	0	302		
USD/BRL 07/12/2024 5.3825	BRL Denominated Securities	N/A	Currency	HSBC MP615ZYZBEU3UXPYFY54	06/13/2024	07/12/2024	1	5,387,831	0.1858	0	0	0	(206,301)		(206,301)	0	(206,301)	0	0	4,883		
USD/MXN 07/12/2024 18.411	MXN Denominated Securities	N/A	Currency	HSBC MP615ZYZBEU3UXPYFY54	06/20/2024	07/12/2024	1	7,332,573	0.0543	0	0	0	16,202		16,202	0	16,202	0	0	6,645		
FXF EUR/USD 07/24/2024 1.07387	EUR Denominated Securities	N/A	Currency	HSBC MP615ZYZBEU3UXPYFY54	06/20/2024	07/24/2024	1	38,659,320	0.9312	0	0	0	43,853		43,853	0	43,853	0	0	49,549		
USD/MXN 07/12/2024 18.253	MXN Denominated Securities	N/A	Currency	HSBC MP615ZYZBEU3UXPYFY54	06/21/2024	07/12/2024	1	7,396,044	18.2530	0	0	0	47,270		47,270	0	47,270	0	0	6,703		
FXF EUR/USD 08/02/2024 0.93058	EUR Denominated Securities	N/A	Currency	BAC B4TYDEB6KMZ0031MB27	06/24/2024	08/02/2024	1	3,555,626	0.9289	0	0	0	11,214		11,214	0	11,214	0	0	5,344		
FXF GBP/USD 07/02/2024 0.78784	GBP Denominated Securities	N/A	Currency	TDSW PT30B789TSUIDF371261	06/24/2024	07/02/2024	1	1,288,571	1.2693	0	0	0	(5,185)		(5,185)	0	(5,185)	0	0	477		
FXF GBP/USD 08/02/2024 0.78784	GBP Denominated Securities	N/A	Currency	TDSW PT30B789TSUIDF371261	06/24/2024	08/02/2024	1	1,288,784	0.7877	0	0	0	5,149		5,149	0	5,149	0	0	1,937		
FXF EUR/USD 07/02/2024 0.93058	EUR Denominated Securities	N/A	Currency	BAC B4TYDEB6KMZ0031MB27	06/24/2024	07/02/2024	1	3,550,408	1.0749	0	0	0	(11,270)		(11,270)	0	(11,270)	0	0	1,314		
FXF EUR/USD 07/24/2024 1.07238	EUR Denominated Securities	N/A	Currency	HSBC MP615ZYZBEU3UXPYFY54	06/25/2024	07/24/2024	1	9,318,974	1.0724	0	0	0	2,371		2,371	0	2,371	0	0	11,944		
USD/MXN 07/31/2024 18.3035	MXN Denominated Securities	N/A	Currency	BONY WFLLEPC7FZXENRZV188	06/26/2024	07/31/2024	1	1,000,000	18.3035	0	0	0	6,638		6,638	0	6,638	0	0	1,457		
USD/MXN 07/31/2024 18.4495	MXN Denominated Securities	N/A	Currency	BONY WFLLEPC7FZXENRZV188	06/27/2024	07/31/2024	1	992,087	0.0542	0	0	0	1,276		1,276	0	1,276	0	0	1,445		
USD/MXN 07/12/2024 18.296	MXN Denominated Securities	N/A	Currency	HSBC MP615ZYZBEU3UXPYFY54	06/28/2024	07/12/2024	1	7,378,662	0.0547	0	0	0	(29,887)		(29,887)	0	(29,887)	0	0	6,687		
1439999999. Subtotal - Forwards - Hedging Other										0	0	0	(1,484,392)	XXX	(1,484,392)	0	(1,484,392)	0	0	747,218	XXX	XXX
1479999999. Subtotal - Forwards										0	0	0	(1,484,392)	XXX	(1,484,392)	0	(1,484,392)	0	0	747,218	XXX	XXX
1509999999. Subtotal - SSAP No. 108 Adjustments										0	0	0	0	XXX	0	0	0	0	0	0	XXX	XXX
1689999999. Subtotal - Hedging Effective Variable Annuity Guarantees Under SSAP No.108										0	0	0	0	XXX	0	0	0	0	0	0	XXX	XXX
1699999999. Subtotal - Hedging Effective Variable Annuity Guarantees Under SSAP No.108										0	0	0	0	XXX	0	0	0	0	0	0	XXX	XXX
1709999999. Subtotal - Hedging Other										52,197,543	54,672,559	(18,146,644)	123,841,694	XXX	123,841,694	29,324,828	(1,484,392)	0	0	16,896,348	XXX	XXX
1719999999. Subtotal - Replication										0	0	0	0	XXX	0	0	0	0	0	0	XXX	XXX
1729999999. Subtotal - Income Generation										0	0	0	0	XXX	0	0	0	0	0	0	XXX	XXX
1739999999. Subtotal - Other										0	0	0	0	XXX	0	0	0	0	0	0	XXX	XXX
1749999999. Subtotal - Adjustments for SSAP No. 108 Derivatives										0	0	0	0	XXX	0	0	0	0	0	0	XXX	XXX
1759999999 - Totals										52,197,543	54,672,559	(18,146,644)	123,841,694	XXX	123,841,694	29,324,828	(1,484,392)	0	0	16,896,348	XXX	XXX

(a)	Code	Description of Hedged Risk(s)
-----	------	-------------------------------

EOG-16

STATEMENT AS OF JUNE 30, 2024 OF THE Reliance Standard Life Insurance Company

(b)

Code	Financial or Economic Impact of the Hedge at the End of the Reporting Period

STATEMENT AS OF JUNE 30, 2024 OF THE Reliance Standard Life Insurance Company

SCHEDULE DB - PART B - SECTION 1

Futures Contracts Open as of the Current Statement Date

1	2	3	4	5	6	7	8	9	10	11	12	13	14	Highly Effective Hedges			18	19	20	21	22		
														15	16	17							
Ticker Symbol	Number of Contracts	Notional Amount	Description	Description of Item(s) Hedged, Used for Income Generation or Replicated	Schedule/ Exhibit Identifier	Type(s) of Risk(s) (a)	Date of Maturity or Expiration	Exchange	Trade Date	Transaction Price	Reporting Date Price	Fair Value	Book/ Adjusted Carrying Value	Cumulative Variation Margin	Deferred Variation Margin	Change in Variation Margin Gain (Loss) Used to Adjust Basis of Hedged Item	Cumulative Variation Margin for All Other Hedges	Change in Variation Margin Gain (Loss) Recognized in Current Year	Potential Exposure	Hedge Effectiveness at Inception and at Quarter-end (b)	Value of One (1) Point		
UCQ24	384	3,433,169	SAO PAULO COMMODITY AND FUTURES EXCHANGE	BRL Denominated Securities	N/A	Currency	08/01/2024	Sao Paulo Commodity and Futures Exchange	06/28/2024	5,593.1876	5,605.2180	230,984	0	0	0	230,984	230,984	0	XXX	XXX			
1539999999. Subtotal - Long Futures - Hedging Other													230,984	0	0	230,984	230,984	0	XXX	XXX			
1579999999. Subtotal - Long Futures													230,984	0	0	230,984	230,984	0	XXX	XXX			
ESU24	60	16,526,750	EMINI S&P SEP24	Equity Securities	N/A	Equity/Index	09/20/2024	CME: Index and Option	06/17/2024	5,508.9529	5,521.5000	73,500	708,000	0	0	0	(37,750)	(37,750)	708,000	XXX	XXX		
USU24	15	1,500,000	US T BONDS SEP24	Debt Securities	N/A	Interest Rate	09/19/2024	The Board of Trade of the City of Chicago, Inc.	06/03/2024	117.7188	118.3125	15,000	82,613	0	0	0	(8,906)	(8,906)	82,613	XXX	XXX		
TYU24	53	5,300,000	10Y TNotes SEP24	Debt Securities	N/A	Interest Rate	09/19/2024	The Board of Trade of the City of Chicago, Inc.	06/27/2024	110.2662	109.9844	17,969	189,452	0	0	0	14,938	14,938	189,452	XXX	XXX		
AULU24	118	11,800,000	ULTRA BOND SEP24	Debt Securities	N/A	Interest Rate	09/19/2024	The Board of Trade of the City of Chicago, Inc.	05/24/2024	123.8984	125.3438	195,438	649,887	0	0	0	(170,547)	(170,547)	649,887	XXX	XXX		
RTYU24	39	3,973,840	1RTY SEP24	Equity Securities	N/A	Equity/Index	09/20/2024	CME: Index and Option	06/28/2024	2,038.0222	2,065.0000	(4,820)	142,048	0	0	0	(52,910)	(52,910)	142,048	XXX	XXX		
1609999999. Subtotal - Short Futures - Hedging Other													297,086	1,772,000	0	0	0	(255,175)	(255,175)	1,772,000	XXX	XXX	
1649999999. Subtotal - Short Futures													297,086	1,772,000	0	0	0	(255,175)	(255,175)	1,772,000	XXX	XXX	
1679999999. Subtotal - SSAP No. 108 Adjustments													0	0	0	0	0	0	0	0	0	XXX	XXX
1689999999. Subtotal - Hedging Effective Excluding Variable Annuity Guarantees Under SSAP No.108													0	0	0	0	0	0	0	0	0	XXX	XXX
1699999999. Subtotal - Hedging Effective Variable Annuity Guarantees Under SSAP No.108													0	0	0	0	0	0	0	0	0	XXX	XXX
1709999999. Subtotal - Hedging Other													528,070	1,772,000	0	0	0	(24,192)	(24,192)	1,772,000	XXX	XXX	
1719999999. Subtotal - Replication													0	0	0	0	0	0	0	0	0	XXX	XXX
1729999999. Subtotal - Income Generation													0	0	0	0	0	0	0	0	0	XXX	XXX
1739999999. Subtotal - Other													0	0	0	0	0	0	0	0	0	XXX	XXX
1749999999. Subtotal - Adjustments for SSAP No. 108 Derivatives													0	0	0	0	0	0	0	0	0	XXX	XXX
1759999999 - Totals													528,070	1,772,000	0	0	0	(24,192)	(24,192)	1,772,000	XXX	XXX	

E07

Broker Name	Beginning Cash Balance	Cumulative Cash Change	Ending Cash Balance
Goldman Sachs	1,965,650	(193,650)	1,772,000
Total Net Cash Deposits	1,965,650	(193,650)	1,772,000

(a)

Code	Description of Hedged Risk(s)
{BLANK}	

(b)

Code	Financial or Economic Impact of the Hedge at the End of the Reporting Period

STATEMENT AS OF JUNE 30, 2024 OF THE Reliance Standard Life Insurance Company

SCHEDULE DB - PART D - SECTION 1

Counterparty Exposure for Derivative Instruments Open as of Current Statement Date

1 Description of Exchange, Counterparty or Central Clearinghouse	2 Master Agreement (Y or N)	3 Credit Support Annex (Y or N)	Counterparty Offset		Book/Adjusted Carrying Value			Fair Value			12 Potential Exposure	13 Off-Balance Sheet Exposure		
			4 Fair Value of Acceptable Collateral	5 Present Value of Financing Premium	6 Contracts With Book/Adjusted Carrying Value >0	7 Contracts With Book/Adjusted Carrying Value <0	8 Exposure Net of Collateral	9 Contracts With Fair Value >0	10 Contracts With Fair Value <0	11 Exposure Net of Collateral				
0199999999 - Aggregate Sum of Exchange Traded Derivatives			XXX	XXX	XXX	0	1,772,000	0	1,772,000	528,070	0	528,070	1,772,000	1,772,000
BAC	Y	Y	27,408,543	0	54,518,092	(27,417,214)	0	54,518,092	6,657	(27,417,214)	0	6,657	(301,008)	
BNP	Y	Y	0	0	8,606	0	8,606	8,606	8,606	0	8,606	478	9,084	
BONY	Y	Y	0	0	7,913	(1,115,936)	0	7,913	0	(1,115,936)	0	362,824	(745,196)	
CITI	Y	Y	21,286,228	0	58,840,238	(28,559,719)	8,994,291	58,840,238	8,994,291	(28,559,719)	8,994,291	0	8,994,291	
HSBC	Y	Y	12,550,000	0	53,572,028	(25,905,530)	15,116,498	53,572,028	15,116,498	(25,905,530)	15,116,498	374,845	15,491,343	
JPM	Y	Y	24,819,000	0	56,673,458	(30,040,811)	1,813,647	56,673,458	1,813,647	(30,040,811)	1,813,647	0	1,813,647	
RBC	Y	Y	20,870,000	0	74,224,922	(38,520,120)	14,834,802	74,224,922	14,834,802	(38,520,120)	14,834,802	0	14,834,802	
TDSW	Y	Y	0	0	5,149	(5,185)	0	5,149	5,149	(5,185)	0	2,414	2,377	
WIF	Y	Y	24,360,000	0	74,458,689	(37,992,733)	12,105,956	74,458,689	12,105,956	(37,992,733)	12,105,956	0	12,105,956	
0299999999. Total NAIC 1 Designation			131,293,771	0	372,309,096	(189,557,248)	52,873,800	372,309,096	52,873,800	(189,557,248)	52,873,800	747,218	52,205,294	
0899999999. Aggregate Sum of Central Clearinghouses (Excluding Exchange Traded)			0	0	0	(58,910,153)	0	0	0	(58,910,153)	0	16,149,130	0	
0999999999 - Gross Totals			131,293,771	0	374,081,096	(248,467,401)	54,645,800	372,837,166	53,401,870	(248,467,401)	53,401,870	18,668,348	53,977,294	
1. Offset per SSAP No. 64					186,797,764	(186,797,764)								
2. Net after right of offset per SSAP No. 64					187,283,332	(61,669,637)								

STATEMENT AS OF JUNE 30, 2024 OF THE Reliance Standard Life Insurance Company

SCHEDULE DB - PART D - SECTION 2

Collateral for Derivative Instruments Open as of Current Statement Date

Collateral Pledged by Reporting Entity

1	2	3	4	5	6	7	8	9
Exchange, Counterparty or Central Clearinghouse	Type of Asset Pledged	CUSIP Identification	Description	Fair Value	Par Value	Book/Adjusted Carrying Value	Maturity Date	Type of Margin (I, V or IV)
CME	W22LROIP21HZNB6K528	Corporate	20030N-CY-5 COMCAST CORP	1,539,139	2,000,000	1,996,907	11/01/2039	I
CME	W22LROIP21HZNB6K528	Corporate	20030N-CZ-2 COMCAST CORP	705,553	1,000,000	997,840	02/01/2050	I
CME	W22LROIP21HZNB6K528	Corporate	20030N-EF-4 COMCAST CORP	1,917,209	2,000,000	1,991,671	05/15/2053	I
CME	W22LROIP21HZNB6K528	Corporate	30231G-BG-6 EXXON MOBIL CORP	842,136	1,000,000	1,000,000	03/19/2050	I
CME	W22LROIP21HZNB6K528	Corporate	872898-AD-3 TSMC ARIZONA CORP	2,325,022	3,000,000	2,970,298	10/25/2041	I
CME	W22LROIP21HZNB6K528	Treasury	912803-DY-6 UNITED STATES TREASURY	9,452,132	20,000,000	10,326,877	08/15/2042	I
CME	W22LROIP21HZNB6K528	Treasury	912803-FB-4 UNITED STATES TREASURY	4,479,151	10,000,000	4,951,184	02/15/2048	I
CME	W22LROIP21HZNB6K528	Treasury	912834-HV-3 UNITED STATES TREASURY	8,154,219	20,000,000	9,121,126	05/15/2040	I
CME	W22LROIP21HZNB6K528	Treasury	912834-JH-2 UNITED STATES TREASURY	4,503,690	9,800,000	4,942,828	11/15/2040	I
CME	W22LROIP21HZNB6K528	Treasury	912834-KH-0 UNITED STATES TREASURY	13,397,225	40,000,000	15,700,665	05/15/2041	I
CME	W22LROIP21HZNB6K528	Treasury	912834-LK-2 UNITED STATES TREASURY	8,472,476	20,000,000	9,418,943	05/15/2042	I
CME	W22LROIP21HZNB6K528	Treasury	912834-MD-7 UNITED STATES TREASURY	10,837,709	25,000,000	11,928,107	02/15/2043	I
ITAU SECURITIES	5H5XJ12U5XNL4U1KDF77	Other	BMFICT-F0-4 B3 MARGEM GARANTIA RF DI FICFI	7,876,330	1,749,179	7,737,356		V
ITAU SECURITIES	5H5XJ12U5XNL4U1KDF77	Treasury	P8T60M-ZC-0 BRAZIL, FEDERATIVE REPUBLIC OF (GOVERNMENT)	1,343,565	1,774,895	1,583,348	01/01/2029	I
0199999999 - Total				75,845,558	157,324,074	84,667,149	XXX	XXX

Collateral Pledged to Reporting Entity

1	2	3	4	5	6	7	8	9
Exchange, Counterparty or Central Clearinghouse	Type of Asset Pledged	CUSIP Identification	Description	Fair Value	Par Value	Book/Adjusted Carrying Value	Maturity Date	Type of Margin (I, V or IV)
BAC	B4TYDEB6KMZ0031MB27	Cash	000000-00-0 USD Cash Collateral - BAC	27,408,543	27,408,543	XXX		V
CITI	6SHG14ZSSLCXQSB8395	Cash	000000-00-0 USD Cash Collateral - CITI	21,286,228	21,286,228	XXX		V
HSBC	MP615ZYBBLU3UXPYFY54	Cash	000000-00-0 USD Cash Collateral - HSBC	12,550,000	12,550,000	XXX		V
JPM	815DZIWZKVSZ11NUHU748	Cash	000000-00-0 USD Cash Collateral - JPM	24,819,000	24,819,000	XXX		V
RBC	549300L02FLSSVFFR64	Cash	000000-00-0 USD Cash Collateral - RBC	20,870,000	20,870,000	XXX		V
WIF	VVVVKR63DVZLN70PB21	Cash	000000-00-0 USD Cash Collateral - WIF	24,360,000	24,360,000	XXX		V
0299999999 - Total				131,293,771	131,293,771	XXX	XXX	XXX

Schedule DB - Part E - Derivatives Hedging Variable Annuity Guarantees

N O N E

Schedule DL - Part 1 - Reinvested Collateral Assets Owned

N O N E

Schedule DL - Part 2 - Reinvested Collateral Assets Owned

N O N E

STATEMENT AS OF JUNE 30, 2024 OF THE Reliance Standard Life Insurance Company

SCHEDULE E - PART 1 - CASH

Month End Depository Balances

1 Depository	2 Code	3 Rate of Interest	4 Amount of Interest Received During Current Quarter	5 Amount of Interest Accrued at Current Statement Date	Book Balance at End of Each Month During Current Quarter			9 *
					6 First Month	7 Second Month	8 Third Month	
Goldman Sachs New York, NY		0.000	0	0	106,110,157	96,509,741	78,825,811	.XXX.
Bank of New York Mellon Chicago, IL	0	0.000	0	0	38,421,581	18,897,236	12,214,197	.XXX.
FHLB Chicago Chicago, IL		0.000	0	0	11,708,373	13,207,848	13,240,131	.XXX.
US Bank St. Paul, MN	0	0.000	0	0	5,322,993	5,918,458	5,347,296	.XXX.
Camden National Bank Camden, ME		0.000	0	0	5,132,939	5,161,780	5,035,400	.XXX.
Goldman Sachs New York, NY		0.000	0	0	4,021,631	2,616,895	2,164,912	.XXX.
Regions Bank Birmingham, AL		0.000	0	0	1,237,837	1,237,837	1,237,837	.XXX.
TRUIST Moorestown, NJ		0.000	0	0	769,596	947,596	3,487,000	.XXX.
Bank of New York Mellon Chicago, IL		0.000	0	0	349,843	139,156	158,514	.XXX.
Wells Fargo Bank Philadelphia, PA		0.000	0	0	(55,837,472)	(61,567,960)	(73,541,714)	.XXX.
0199998. Deposits in ... 4 depositories that do not exceed the allowable limit in any one depository (See instructions) - Open Depositories	XXX	XXX	0	0	258,279	234,668	290,871	XXX
0199999. Totals - Open Depositories	XXX	XXX	0	0	117,495,757	83,303,255	48,460,255	XXX
0299998. Deposits in ... 0 depositories that do not exceed the allowable limit in any one depository (See instructions) - Suspended Depositories	XXX	XXX	0	0	0	0	0	XXX
0299999. Totals - Suspended Depositories	XXX	XXX	0	0	0	0	0	XXX
0399999. Total Cash on Deposit	XXX	XXX	0	0	117,495,757	83,303,255	48,460,255	XXX
0499999. Cash in Company's Office	XXX	XXX	XXX	XXX	0	0	0	XXX
.....								
.....								
0599999. Total - Cash	XXX	XXX	0	0	117,495,757	83,303,255	48,460,255	XXX

STATEMENT AS OF JUNE 30, 2024 OF THE Reliance Standard Life Insurance Company

SCHEDULE E - PART 2 - CASH EQUIVALENTS

Show Investments Owned End of Current Quarter

1	2	3	4	5	6	7	8	9
CUSIP	Description	Code	Date Acquired	Rate of Interest	Maturity Date	Book/Adjusted Carrying Value	Amount of Interest Due and Accrued	Amount Received During Year
0109999999	Total - U.S. Government Bonds					0	0	0
0309999999	Total - All Other Government Bonds					0	0	0
0509999999	Total - U.S. States, Territories and Possessions Bonds					0	0	0
0709999999	Total - U.S. Political Subdivisions Bonds					0	0	0
0909999999	Total - U.S. Special Revenues Bonds					0	0	0
	LANCER FINANCE CO SPV LTD		06/24/2020	7.850	12/12/2016	0	0	0
1019999999	Subtotal - Bonds - Industrial and Miscellaneous (Unaffiliated) - Issuer Obligations					0	0	0
1109999999	Total - Industrial and Miscellaneous (Unaffiliated) Bonds					0	0	0
1309999999	Total - Hybrid Securities					0	0	0
1509999999	Total - Parent, Subsidiaries and Affiliates Bonds					0	0	0
	PMC CONSOLIDATED HOLDINGS LLC - REVOLVIN		05/16/2024	13.697	05/16/2024	855	0	0
1829999999	Subtotal - Bonds - Unaffiliated Bank Loans - Acquired					855	0	0
1909999999	Subtotal - Unaffiliated Bank Loans					855	0	0
2419999999	Total - Issuer Obligations					0	0	0
2429999999	Total - Residential Mortgage-Backed Securities					0	0	0
2439999999	Total - Commercial Mortgage-Backed Securities					0	0	0
2449999999	Total - Other Loan-Backed and Structured Securities					0	0	0
2459999999	Total - SVO Identified Funds					0	0	0
2469999999	Total - Affiliated Bank Loans					0	0	0
2479999999	Total - Unaffiliated Bank Loans					855	0	0
2509999999	Total Bonds					855	0	0
261908-10-7	DREYFUS TRS OBS CM INST		06/28/2024	5.170		627,455,439	2,681,430	228,922
261908-10-7	DREYFUS TRS OBS CM INST	C	06/17/2024	5.170		6,226,670	26,433	141,587
31846V-41-9	FIRST AMER:TRS OBS V	SD	06/04/2024	5.040		7	0	0
94975H-29-6	ALLSPRING:TRS+ MM I	SD	06/04/2024	5.160		90,000	382	2,302
8209999999	Subtotal - Exempt Money Market Mutual Funds - as Identified by the SVO					633,772,116	2,708,246	372,811
000000-00-0	Wells Fargo Escrow Account MMF		04/29/2019	0.000		0	0	2,544,985
000000-00-0	Berkadia Escrow Account MMF		09/01/2019	0.000		0	0	1,384,417
000000-00-0	Berkadia Escrow Account MMF		03/01/2024	0.000		0	0	210,839
000000-00-0	Issuer: Wells Fargo Escrow Account MMF		03/01/2024	0.000		0	0	176,403
8309999999	Subtotal - All Other Money Market Mutual Funds					0	0	4,316,644
8609999999	Total Cash Equivalents					633,772,971	2,708,246	4,689,455

E14